


Model: TR33CUT018  
FCC ID: ORK-TR33CUT018

Test Setup Photographs



Conducted Emissions Test Setup (Front View)



Conducted Emissions Test Setup (Rear View)


**Model: TR33CUT018**  
**FCC ID: ORK-TR33CUT018**

**Test Setup Photographs**

9kHz – 30MHz



**Radiated Emissions Test Setup (Front View)**



**Radiated Emissions Test Setup (Rear View)**




**Model: TR33CUT018**  
**FCC ID: ORK-TR33CUT018**

**Test Setup Photographs**

30MHz – 1GHz



**Radiated Emissions Test Setup (Front View)**




**Radiated Emissions Test Setup (Rear View)**


Model: TR33CUT018  
FCC ID: ORK-TR33CUT018

**Test Setup Photographs**

**RADIATED EMISSION (FUNDAMENTAL) TEST**




**Radiated Emissions Test Setup (Front View)**




**Radiated Emissions Test Setup (Rear View)**

Model: TR33CUT018  
FCC ID: ORK-TR33CUT018

Test Setup Photographs



Frequency Stability Versus Temperature Test Setup



Frequency Stability Versus Input Voltage Test Setup