

FCC PART 15C TEST REPORT FOR CERTIFICATION
On Behalf of

Microlab Electronics Co.,Ltd.

Bluetooth Speaker

Model Number: ProMedia 2.1 BT

FCC ID: OR8-PM21BT

Prepared for : Microlab Electronics Co.,Ltd.
South Baozi Rd., Shenzhen Microlab Industrial Park , Shenzhen 518122 ,China

Prepared By : EST Technology Co., Ltd.
Santun(guantai Road), Houjie Town, DongGuan City,
GuangDong, China.

Tel: 86-769-83081888-808





Report Number: ESTE-R1606005
Date of Test : May 11 – June 2, 2016
Date of Report : June 14, 2016

TABLE OF CONTENTS

Description	Page
TEST REPORT VERIFICATION.....	3
1. GENERAL INFORMATION.....	5
1.1. Description of Device (EUT)	5
2. SUMMARY OF TEST	6
2.1. Summary of test result.....	6
2.2. Test Facilities	7
2.3. Measurement uncertainty	8
2.4. Assistant equipment used for test.....	8
2.5. Block Diagram	8
2.6. Test mode	8
2.7. Channel List for Bluetooth	9
2.8. Test Equipment.....	10
3 POWER LINE CONDUCTED EMISSION TEST	11
3.1. Limit.....	11
3.2. Block Diagram of Test Setup	11
3.3. Test Procedure	11
3.4. Test Result.....	11
3.5. Test data	12
4 RADIATED EMISSION TEST.....	14
4.1 Limit.....	14
4.2. Test Procedure	15
4.3. Block Diagram of Test setup.....	16
4.4. Test Result.....	17
4.5. Test Data.....	18
5 CONDUCTED SPURIOUS EMISSION.....	37
5.1. Limit	37
5.2. Test Procedure	37
5.3. Test Result.....	37
5.4. Test Data.....	38
6 BAND EDGE COMPLIANCE TEST	44
6.1. Limit	44
6.2. Block Diagram of Test setup.....	44
6.3. Test Procedure	44
6.4. Test Result.....	44
6.5. Test Data.....	45
7 6dB Bandwidth Test.....	49
7.1. Limit	49
7.2. Test Procedure	49
7.3. Test Result.....	49
7.4. Test Data.....	50
8 OUTPUT POWER TEST	52
8.1. Limit	52

8.2	Test Procedure	52
8.3	Test Procedure	52
8.4	Test Result	53
8.5	Test Data	54
9	POWER SPECTRAL DENSITY TEST	56
9.1	Limit	56
9.2	Test Procedure	56
9.3	Test Result	57
9.4	Test Data	58
10	ANTENNA REQUIREMENTS	60
10.1	Limit	60
10.2	Result	60
11	TEST SETUP PHOTO	61
12	PHOTO EUT	64

Test Report Verification

Applicant:	Microlab Electronics Co.,Ltd.		
Address:	South Baozi Rd., Shenzhen Microlab Industrial Park , Shenzhen 518122 ,China		
Manufacturer	Klipsch Group, Inc.		
Address:	3502 Woodview Trace, Indianapolis, IN 46268		
E.U.T:	Bluetooth Speaker		
Model Number:	ProMedia 2.1 BT		
Power Supply:	AC 120V/60 Hz		
Test Voltage:	AC 120V/60 Hz		
Trade Name:	Klipsch	Serial No.:	-----
Date of Receipt:	May 11, 2016	Date of Test:	May 11 – June 2, 2016
Test Specification:	FCC Rules and Regulations Part 15 Subpart C:2015 ANSI C63.10:2013		
Test Result:	<p>The device described above is tested by EST Technology Co., Ltd.. The measurement results were contained in this test report and EST Technology Co., Ltd. was assumed full responsibility for the accuracy and completeness of these measurements. Also, this report shows that the EUT to be technically compliance with the FCC Rules and Regulations Part 15 Subpart C requirements.</p> <p style="text-align: center;">This report applies to above tested sample only and shall not be reproduced in part without written approval of EST Technology Co., Ltd.</p> <div style="text-align: right; margin-right: 50px;">  <p>Date: June 14, 2016</p> </div>		
Prepared by:	Tested by:	Approved by:	
			
Ada / Assistant	Tony.Tang/ Engineer	IcemanHu / Manager	
Other Aspects:	None.		
<i>Abbreviations: OK/P=passed fail/F=failed n.a/N=not applicable E.U.T=equipment under tested</i>			
<i>This test report is based on a single evaluation of one sample of above mentioned products ,It is not permitted to be duplicated in extracts without written approval of EST Technology Co., Ltd.</i>			

1. GENERAL INFORMATION

1.1. Description of Device (EUT)

Product Name	:	Bluetooth Speaker	
FCC ID	:	OR8-PM21BT	
Model Number	:	ProMedia 2.1 BT	
Operation frequency	:	2402MHz~2480MHz	
Number of channel	:	79	40
Antenna	:	Internal antenna, 0dBi gain	
Modulation	:	Dual-mode Bluetooth 4.0 BT BDR: GFSK BT EDR: $\pi/4$ -DQPSK BT EDR: 8-DPSK	Dual-mode Bluetooth 4.0 BLE: GFSK
Sample Type	:	Prototype production	

2. SUMMARY OF TEST

2.1. Summary of test result

Description of Test Item	Standard	Results
Power Line Conducted Emission	FCC Part 15: 15.207	PASS
Radiated Emissions	FCC Part 15: 15.209 FCC Part 15: 15.247(d)	PASS
Band Edge Compliance	FCC Part 15: 15.209 FCC Part 15: 15.247(d)	PASS
Conducted spurious emissions	FCC Part 15: 15.247(d)	PASS
6dB Bandwidth	FCC Part 15: 15.247 (a)(2)	PASS
Peak Output Power	FCC Part 15: 15.247 (b)	PASS
Power Spectral Density	FCC Part 15: 15.247 (e)	PASS
Antenna requirement	FCC Part 15: 15.203	PASS

2.2. Test Facilities

EMC Lab	:	Certificated by CNAL, CHINA Registration No.: L5288 Date of registration: December 07, 2015
		Certificated by FCC, USA Registration No.: 989591 Date of registration: November 20, 2013
		Certificated by Industry Canada Registration No.: 9405A-1 Date of registration: December 30, 2015
		Certificated by VCCI, Japan Registration No.: R-3663 & C-4103 Date of registration: July 25, 2011
		Certificated by TUV Rheinland, Germany Registration No.: UA 50195514 0001 Date of registration: January 07, 2011
		Certificated by TUV/PS, Shenzhen Registration No.: SCN1017 Date of registration: January 27, 2011
		Certificated by Intertek ETL SEMKO Registration No.: 2011-RTL-L1-18 Date of registration: April 28, 2011
		Certificated by Siemic, Inc. Registration No.: SLCN021 Date of registration: November 8, 2011
		Certificated by Nemko, Hong Kong Registration No.: 175193 Date of registration: May 4, 2011
Name of Firm	:	EST Technology Co., Ltd.
Site Location	:	San Tun Management Zone, Houjie Town, Dongguan, Guangdong, China

2.3. Measurement uncertainty

Test Item	Uncertainty
Uncertainty for Conduction emission test	2.54dB
Uncertainty for Radiation Emission test (30MHz-1GHz)	3.62
Uncertainty for Radiation Emission test (1GHz to 18GHz)	4.86
Uncertainty for radio frequency	7×10-8
Uncertainty for conducted RF Power	0.20dB
Uncertainty for Power density test	0.26dB

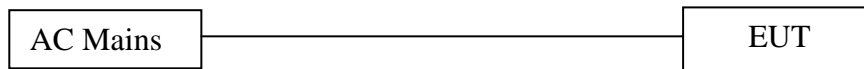
Note: This uncertainty represents an expanded uncertainty expressed at approximately the 95% confidence level using a coverage factor of k=2.

2.4. Assistant equipment used for test

2.4.1. N/A

2.5. Block Diagram

For radiated emissions test: EUT was placed on a turn table, which is 0.8 or 1.5 meter high above ground. EUT was be set into BT test mode by Bluesuite software before test.



(EUT: Bluetooth Speaker)

2.6. Test mode

A special test software was used to control EUT work in Continuous TX mode(100% duty cycle), and select test channel, wireless mode and data rate.

Mode	Channel	Frequency
BT 4.0-BLE GFSK	Low	2402MHz
	Middle	2440MHz
	High	2480MHz

2.7. Channel List for Bluetooth

Channel No.	Frequency (MHz)	Channel No.	Frequency (MHz)
1	2402	2	2404
3	2406	4	2408
5	2410	6	2412
7	2414	8	2416
9	2418	10	2420
11	2422	12	2424
13	2426	14	2428
15	2430	16	2432
17	2434	18	2436
19	2438	20	2440
21	2442	22	2444
23	2446	24	2448
25	2450	26	2452
27	2454	28	2456
29	2458	30	2460
31	2462	32	2464
33	2466	34	2468
35	2470	36	2472
37	2474	38	2476
39	2478	40	2480

2.8. Test Equipment

2.8.1. For conducted emission test

Equipment	Manufacturer	Model No.	Serial No.	Last Cal.	Next Cal.
EMI Test Receiver	Rohde & Schwarz	ESHS30	832354	June,28,15	1 Year
Artificial Mains Networ	Rohde & Schwarz	ENV216	101260	June,28,15	1 Year
Pulse Limiter	Rohde & Schwarz	ESSP-920BT-Z2	101100	June,28,15	1 Year

2.8.2. For radiated emission test (9 kHz-30MHz)

Equipment	Manufacturer	Model No.	Serial No.	Last Cal.	Next Cal.
EMI Test Receiver	Rohde & Schwarz	ESCI	100435	June,29,15	1 Year
Loop Antenna	ETS-LINDGREN	6502	00071730	June,29,15	1 Year

2.8.3. For radiated emission test(30-1000MHz)

Equipment	Manufacturer	Model No.	Serial No.	Last Cal.	Next Cal.
EMI Test Receiver	Rohde & Schwarz	ESVS10	100004	June,28,15	1 Year
Spectrum Analyzer	Agilent	E4411B	MY50140697	June,28,15	1 Year
Bilog Antenna	Teseq	CBL 6111D	27090	June,28,15	1 Year
Signal Amplifier	Agilent	310N	187037	June,28,15	1 Year
RF Cable	Hubersuhner	W10.02	534123	June,28,15	1 Year

2.8.4. For Radio & radiated emission test(above 1GHz)

Equipment	Manufacturer	Model No.	Serial No.	Last Cal.	Next Cal.
Horn Antenna	SCHWARZECK	BBHA 9120 D	BBHA9120D1002	June,28,15	1 Year
Board-Band Horn Antenna	SCHWARZECK	BBHA 9170	9170-497	June,28,15	1 Year
Signal Amplifier	SCHWARZECK	BBV9718	9718-212	June,28,15	1 Year
Spectrum Analyzer	Agilent	E4408B	MY44211139	June,28,15	1 Year
Spectrum Analyzer	Rohde & Schwarz	FSV	103173	June,28,15	1 Year
RF Cable	Hubersuhner	RG 214/U	513423	June,28,15	1 Year

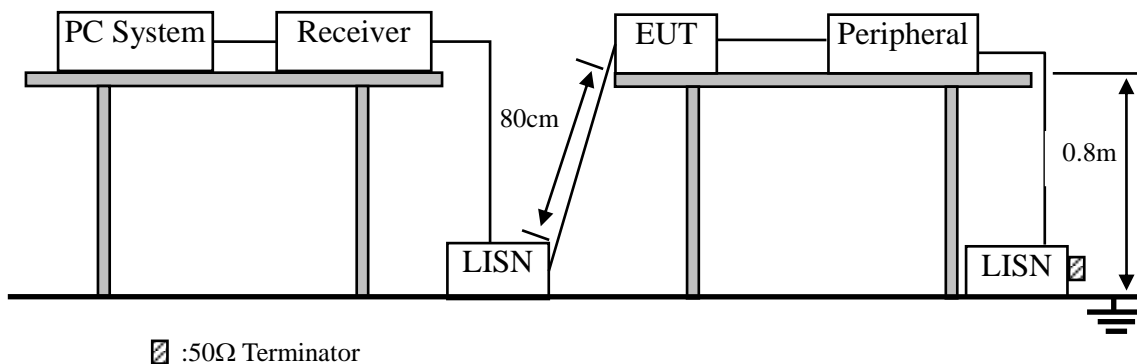
3 POWER LINE CONDUCTED EMISSION TEST

3.1. Limit

Frequency	Maximum RF Line Voltage	
	Quasi-Peak Level dB(μV)	Average Level dB(μV)
150kHz ~ 500kHz	66 ~ 56*	56 ~ 46*
500kHz ~ 5MHz	56	46
5MHz ~ 30MHz	60	50

Notes: 1. * Decreasing linearly with logarithm of frequency.
 2. The lower limit shall apply at the transition frequencies.

3.2. Block Diagram of Test Setup



3.3 Test Procedure

The EUT was placed on a non-metallic table, 80cm above the ground plane. The EUT Power connected to the power mains through a line impedance stabilization network (L.I.S.N. 1#). This provides a 50 ohm coupling impedance for the EUT (Please refer the block diagram of the test setup and photographs). The AC line are checked to find out the maximum conducted emission. In order to find the maximum emission levels, the relative positions of equipment and all of the interface cables shall be changed according to ANSI C63.10: 2013 on Conducted Emission Test.

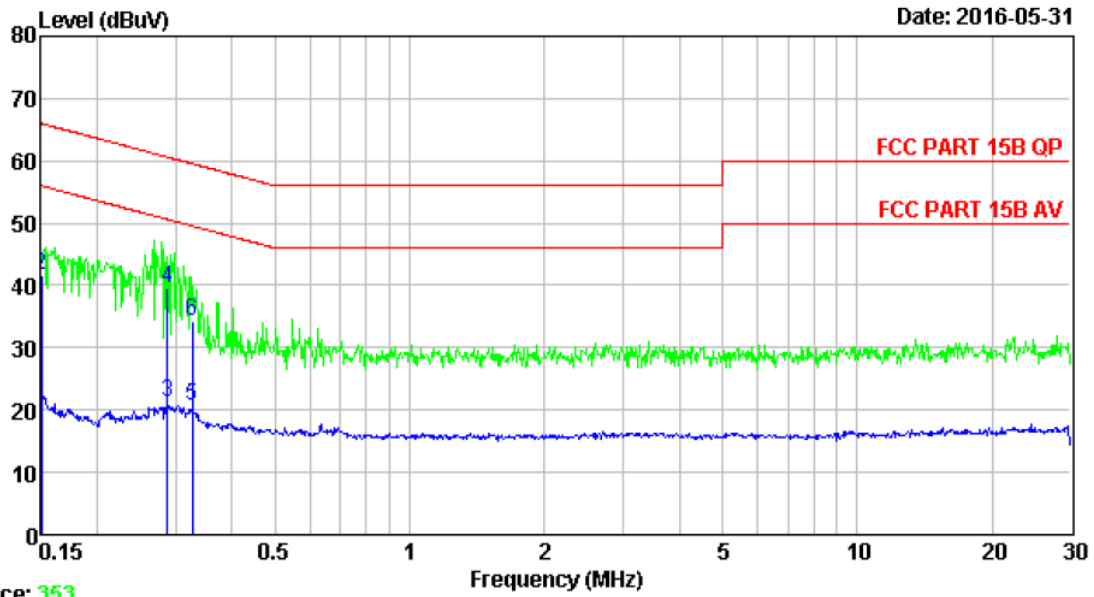
The bandwidth of test receiver (R & S ESHS30) is set at 10kHz.

The frequency range from 150kHz to 30MHz is checked.

3.4. Test Result

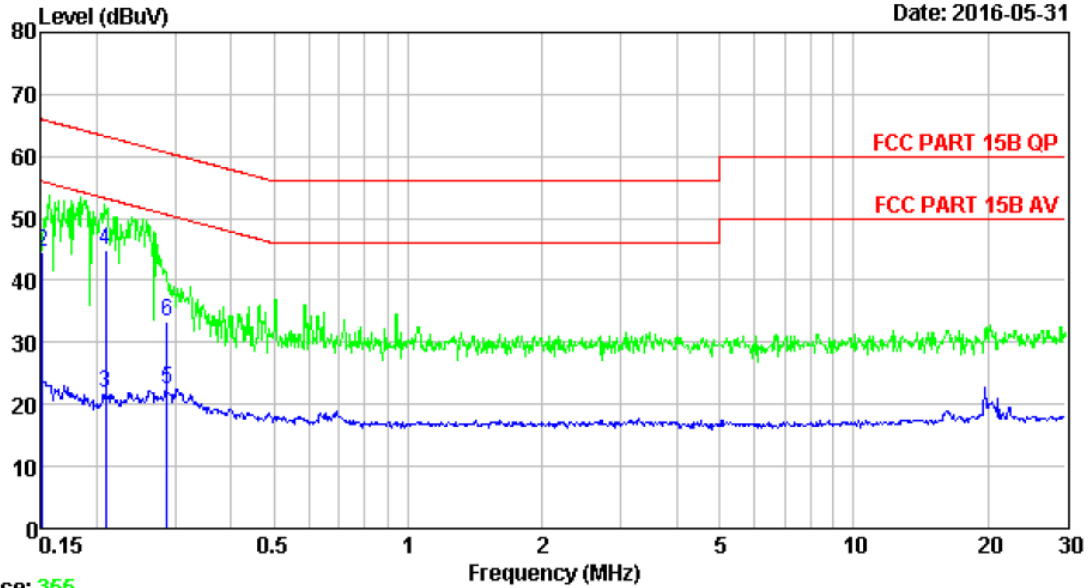
PASS. (All emissions not reported below are too low against the prescribed limits.)

3.5. Test data



Site no : 844 Shield Room Data no. : 354
 Env. / Ins. : Temp:25.3'C Humi:58% Press:101.50kPa LINE Phase : LINE
 Limit : FCC PART 15B QP
 Engineer : Tony
 EUT : Portable Bluetooth Speaker
 Power : AC 120V/60Hz
 M/N : ProMedia 2.1 BT
 Test Mode : TX Mode

	Freq. (MHz)	LISN Factor (dB)	Cable Loss (dB)	Reading (dBUV)	Emission Level (dBUV)	Limits (dBUV)	Margin (dB)	Remark
1	0.15	9.61	9.81	3.06	22.48	56.00	33.52	Average
2	0.15	9.61	9.81	22.18	41.60	66.00	24.40	QP
3	0.29	9.61	9.83	1.79	21.23	50.59	29.36	Average
4	0.29	9.61	9.83	20.01	39.45	60.59	21.14	QP
5	0.33	9.61	9.83	1.10	20.54	49.53	28.99	Average
6	0.33	9.61	9.83	14.69	34.13	59.53	25.40	QP



Trace: 355
 Site no : 844 Shield Room Data no. : 356
 Env. / Ins. : Temp:25.3'C Humi:58% Press:101.50kPa LINE Phase : NEUTRAL
 Limit : FCC PART 15B QP
 Engineer : Tony
 EUT : Portable Bluetooth Speaker
 Power : AC 120V/60Hz
 M/N : ProMedia 2.1 BT
 Test Mode : TX Mode

	Freq. (MHz)	LISN Factor (dB)	Cable Loss (dB)	Reading (dBuV)	Emission Level (dBuv)	Limits (dBuv)	Margin (dB)	Remark
1	0.15	9.46	9.81	4.36	23.63	55.96	32.33	Average
2	0.15	9.46	9.81	25.29	44.56	65.96	21.40	QP
3	0.21	9.60	9.80	2.52	21.92	53.23	31.31	Average
4	0.21	9.60	9.80	25.35	44.75	63.23	18.48	QP
5	0.29	9.60	9.83	3.09	22.52	50.59	28.07	Average
6	0.29	9.60	9.83	13.94	33.37	60.59	27.22	QP

4 RADIATED EMISSION TEST

4.1 Limit

4.1.1 15.209 limits

Frequency (MHz)	Field strength (μV/m)	Distance (m)
0.009-0.490	2400/F(kHz)	300
0.490-1.705	24000/F(kHz)	30
1.705-30	30	30
30-88	100	3
88-216	150	3
216-960	200	3
Above 960	500	3

Remark : (1) Emission level dBμV = 20 log Emission level μV/m

(2) The smaller limit shall apply at the cross point between two frequency bands.

(3) Distance is the distance in meters between the measuring instrument, antenna and the closest point of any part of the device or system.

4.1.2 15.205 Restricted bands of operation

MHz	MHz	MHz	GHz
0.090 - 0.110	16.42 - 16.423	399.9 - 410	4.5 - 5.15
¹ 0.495 - 0.505	16.69475 - 16.69525	608 - 614	5.35 - 5.46
2.1735 - 2.1905	16.80425 - 16.80475	960 - 1240	7.25 - 7.75
4.125 - 4.128	25.5 - 25.67	1300 - 1427	8.025 - 8.5
4.17725 - 4.17775	37.5 - 38.25	1435 - 1626.5	9.0 - 9.2
4.20725 - 4.20775	73 - 74.6	1645.5 - 1646.5	9.3 - 9.5
6.215 - 6.218	74.8 - 75.2	1660 - 1710	10.6 - 12.7
6.26775 - 6.26825	108 - 121.94	1718.8 - 1722.2	13.25 - 13.4
6.31175 - 6.31225	123 - 138	2200 - 2300	14.47 - 14.5
8.291 - 8.294	149.9 - 150.05	2310 - 2390	15.35 - 16.2
8.362 - 8.366	156.52475 - 156.52525	2483.5 - 2500	17.7 - 21.4
8.37625 - 8.38675	156.7 - 156.9	2690 - 2900	22.01 - 23.12
8.41425 - 8.41475	162.0125 - 167.17	3260 - 3267	23.6 - 24.0
12.29 - 12.293	167.72 - 173.2	3332 - 3339	31.2 - 31.8
12.51975 - 12.52025	240 - 285	3345.8 - 3358	36.43 - 36.5
12.57675 - 12.57725	322 - 335.4	3600 - 4400	(²)

All the emissions appearing within 15.205 restricted frequency bands shall not exceed the limits shown in 15.209, all the other emissions shall be at least 20dB below the fundamental emissions, or comply with 15.209 limits.

4.2. Test Procedure

EUT was placed on a turn table, which is 0.8 meter high above ground for 9kHz~1000MHz test, and which is 1.5 meter high above ground for above 1GHz test. The turn table can rotate 360 degrees to determine the position of the maximum emission level. Power on the EUT and let it working in test mode, then test it. EUT is set 3 meters away from the receiving antenna, which is mounted on a antenna tower. The antenna can be moved up and down between 1 meter and 4 meters to find out the maximum emission level. Both horizontal and vertical polarization of the antenna are set on test.

The test frequency analyzer system was set to Peak Detect (300Hz RBW in 9kHz to 150kHz and 10kHz RBW in 150kHz to 30MHz) Function and Specified Bandwidth with Maximum Hold Mode.

The bandwidth of the EMI test receiver (R&S ESVS10) is set at 120kHz for frequency range from 30MHz to 1000 MHz.

The bandwidth of the Spectrum's VBW is set at 1MHz and RBW is set at 1MHz for peak emissions measurement above 1GHz and 1MHz RBW, 10Hz VBW for average emissions measure above 1GHz

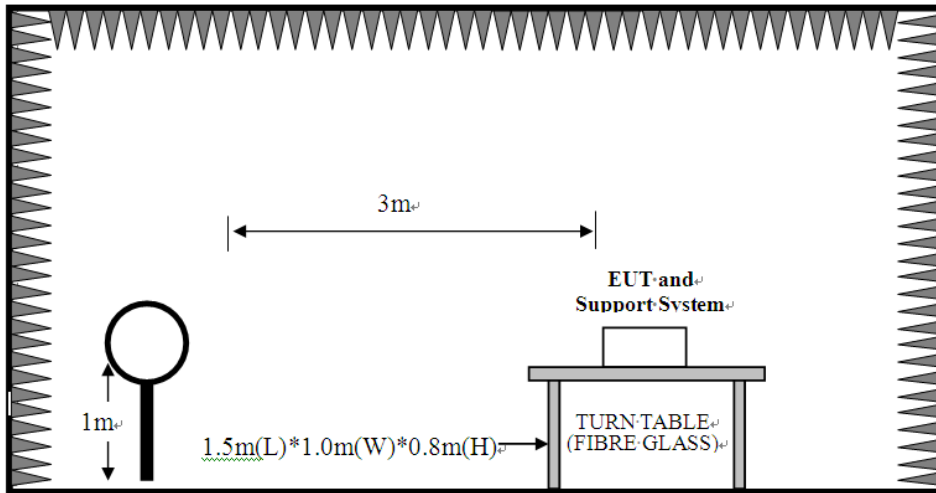
PEAK detector, 1MHz/1MHz for PAEK measurement,

PEAK detector, 1MHz/10Hz for Average measurement

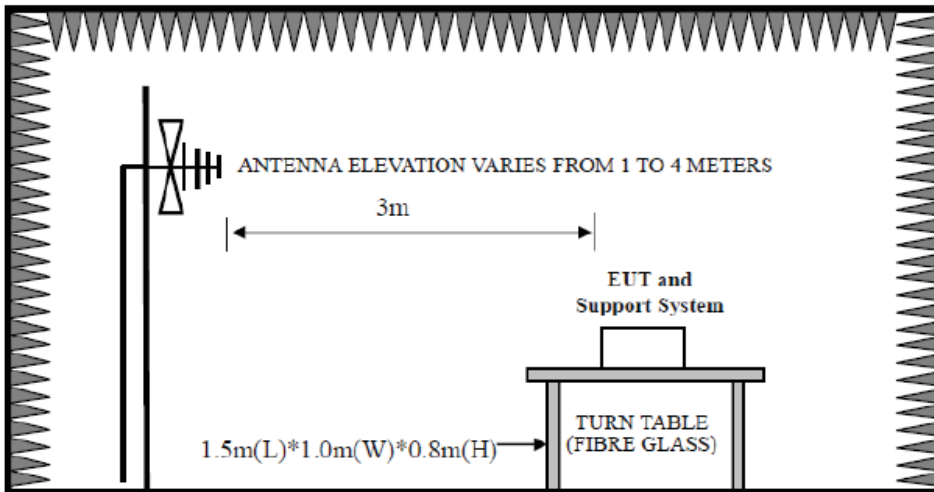
The frequency range from 30MHz to 10th harmonic (25GHz) are checked.

4.3 Block Diagram of Test setup

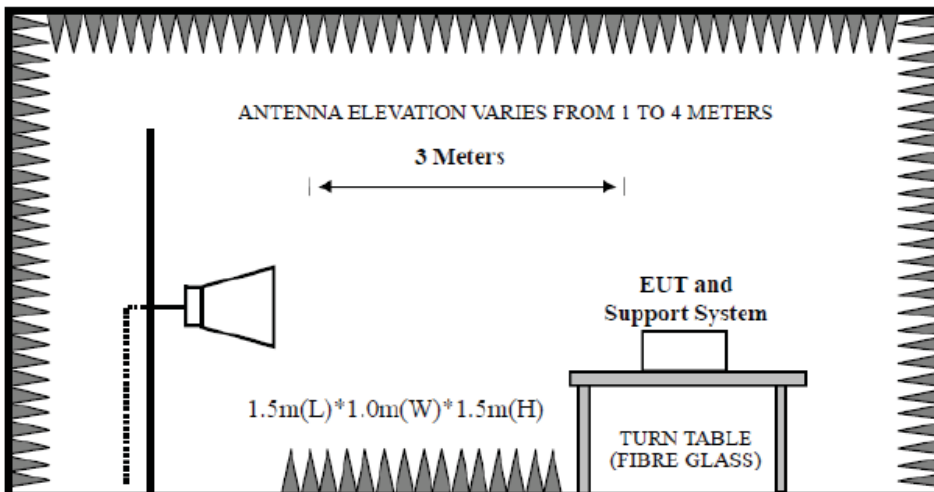
9kHz~30MHz



30~1000MHz



Above 1GHz



4.4 Test Result

PASS.

All the emissions from 30MHz to 25 GHz were comply with 15.209 limits.

- Note: 1、 For emissions above 1GHz, if peak level comply with average limit, then the average level is deemed to comply with average limit.
- 2、 The frequency 2402MHz 、 2440MHz and 2480 MHz is fundamental frequency which no limit, the limit on plots is automatically generated by the software, it's not fundamental limit, we can't remove it.

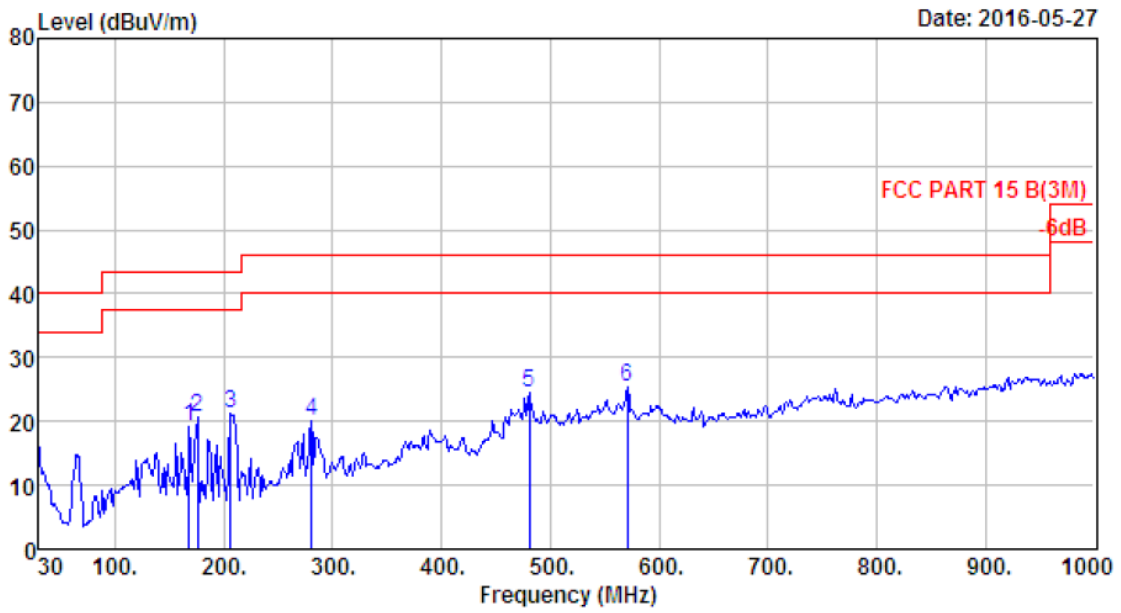
4.5 Test Data

9 kHz – 30 MHz

Pass

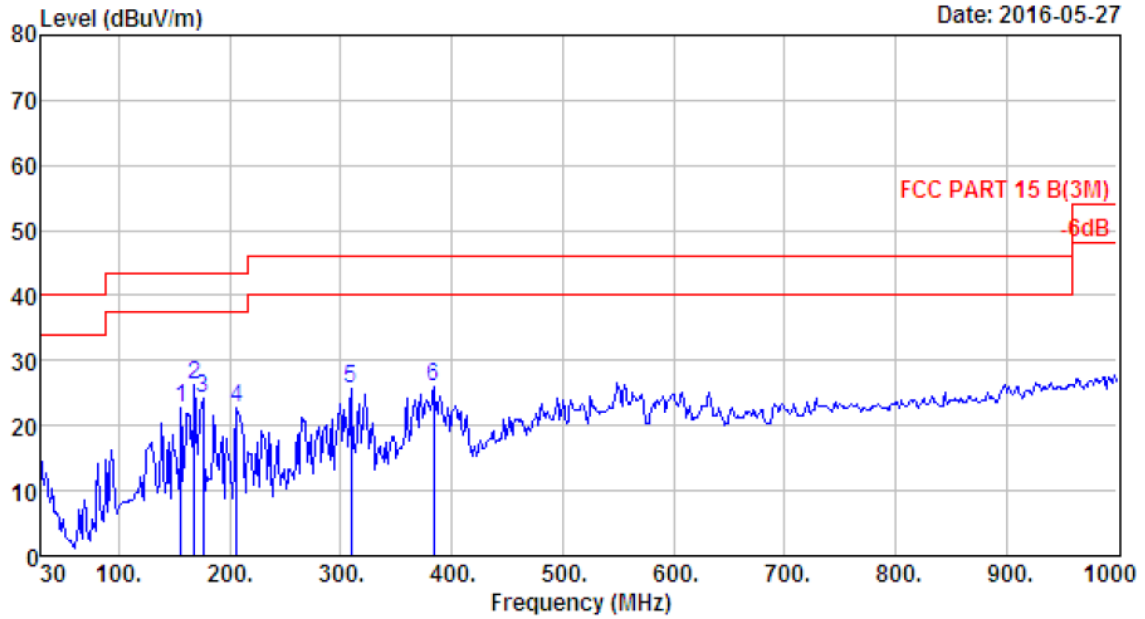
Note: The amplitude of spurious emission that is attenuated by more than 20dB below the permissible limit has no need to be reported.

30-1000 MHz



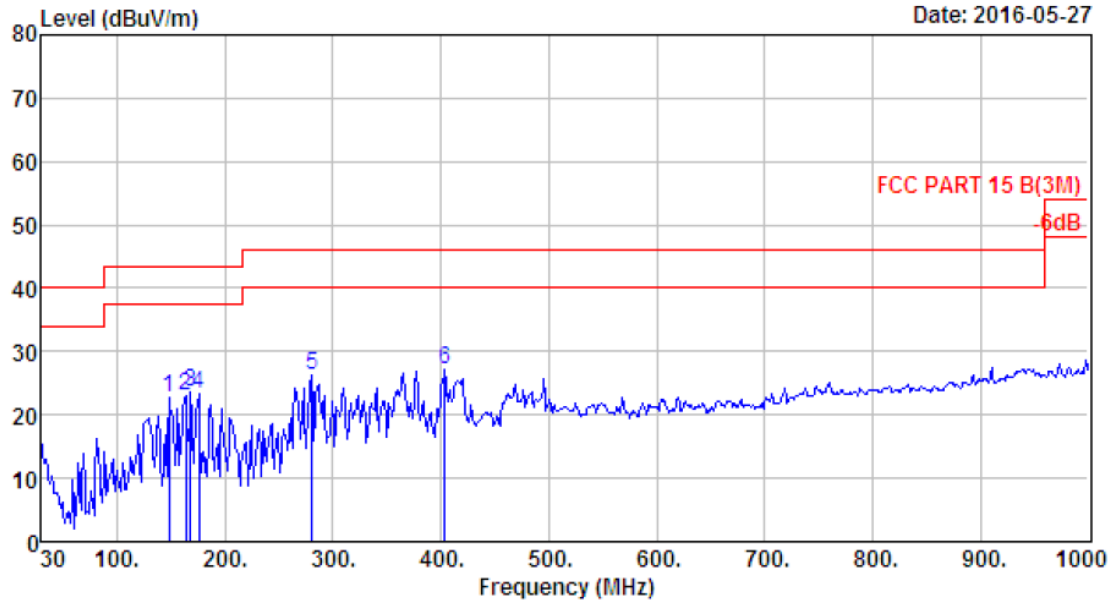
Site no. : 966 1# chamber Data no. : 405
 Dis. / Ant. : 3m 27137 Ant. pol. : VERTICAL
 Limit : FCC PART 15 B(3M)
 Env. / Ins. : Temp:23.6';Humi:56%;Press:101.52kPa
 Engineer : Tony
 EUT : Portable Bluetooth Speaker
 Power : AC 120V/60Hz
 M/N : ProMedia 2.1 BT
 Test Mode : GFSK TX 2402MHz

	Freq. (MHz)	ANT Factor (dB/m)	Cable Loss (dB)	Reading (dBuV)	Emission Level (dBuV/m)	Limit (dBuV/m)	Margin (dB)	Remark
1	167.74	9.43	1.71	8.10	19.24	43.50	24.26	QP
2	175.50	8.98	1.68	9.97	20.63	43.50	22.87	QP
3	206.54	8.09	1.81	11.30	21.20	43.50	22.30	QP
4	280.26	12.37	2.28	5.40	20.05	46.00	25.95	QP
5	481.05	17.49	3.09	3.97	24.55	46.00	21.45	QP
6	571.26	19.59	3.35	2.32	25.26	46.00	20.74	QP



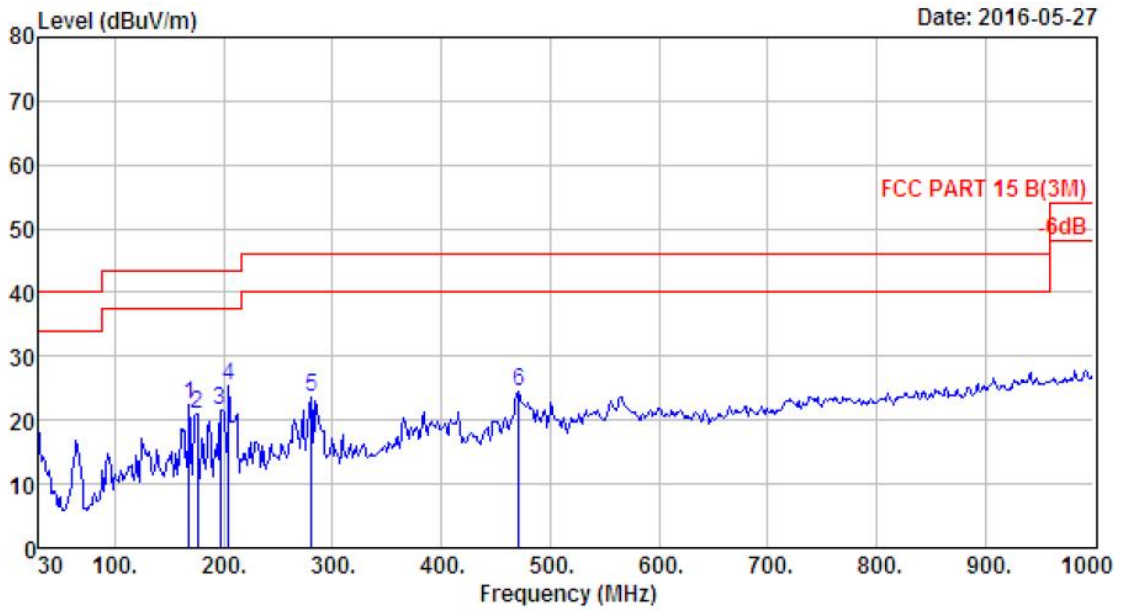
Site no. : 966 1# chamber Data no. : 406
 Dis. / Ant. : 3m 27137 Ant. pol. : HORIZONTAL
 Limit : FCC PART 15 B(3M)
 Env. / Ins. : Temp:23.6';Humi:56%;Press:101.52kPa
 Engineer : Tony
 EUT : Portable Bluetooth Speaker
 Power : AC 120V/60Hz
 M/N : ProMedia 2.1 BT
 Test Mode : GFSK TX 2402MHz

	Freq. (MHz)	ANT Factor (dB/m)	Cable Loss (dB)	Reading (dBUV)	Emission Level (dBUV/m)	Limit (dBUV/m)	Margin (dB)	Remark
1	156.10	10.61	1.67	10.35	22.63	43.50	20.87	QP
2	167.74	9.43	1.71	15.07	26.21	43.50	17.29	QP
3	175.50	8.98	1.68	13.43	24.09	43.50	19.41	QP
4	206.54	8.09	1.81	12.76	22.66	43.50	20.84	QP
5	309.36	13.18	2.36	10.18	25.72	46.00	20.28	QP
6	384.05	15.24	2.64	8.14	26.02	46.00	19.98	QP



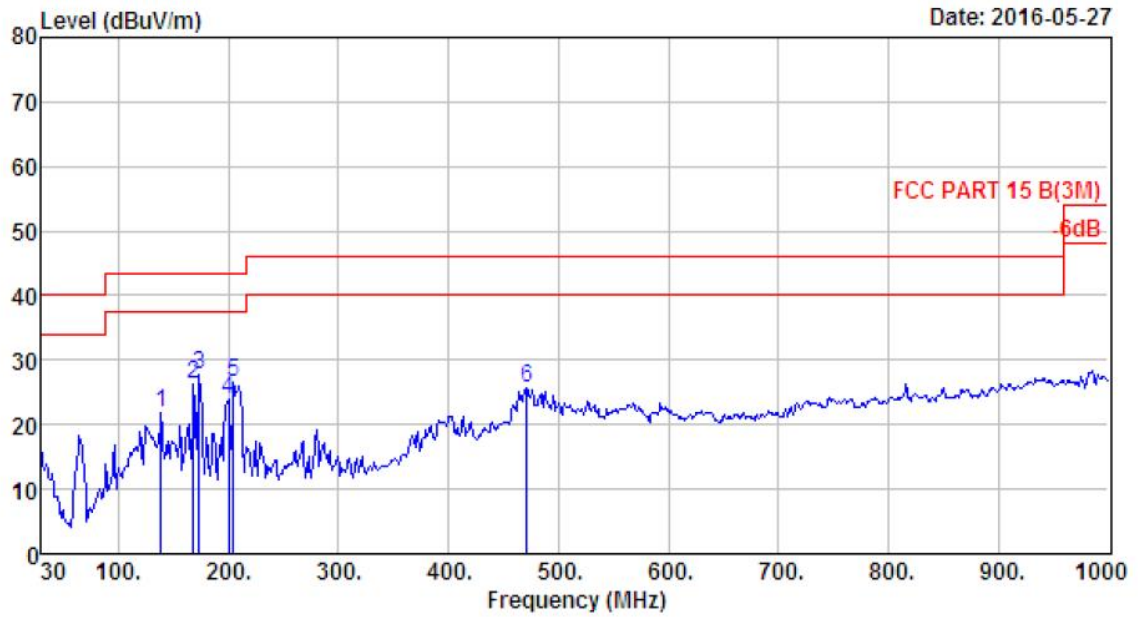
Site no. : 966 1# chamber Data no. : 407
 Dis. / Ant. : 3m 27137 Ant. pol. : HORIZONTAL
 Limit : FCC PART 15 B(3M)
 Env. / Ins. : Temp:23.6';Humi:56%;Press:101.52kPa
 Engineer : Tony
 EUT : Portable Bluetooth Speaker
 Power : AC 120V/60Hz
 M/N : ProMedia 2.1 BT
 Test Mode : GFSK TX 2440MHz

	Freq. (MHz)	ANT Factor (dB/m)	Cable Loss (dB)	Reading (dBUV)	Emission Level (dBUV/m)	Limit (dBUV/m)	Margin (dB)	Remark
1	148.34	11.00	1.69	10.02	22.71	43.50	20.79	QP
2	163.86	9.89	1.67	11.55	23.11	43.50	20.39	QP
3	167.74	9.43	1.71	12.56	23.70	43.50	19.80	QP
4	175.50	8.98	1.68	12.76	23.42	43.50	20.08	QP
5	280.26	12.37	2.28	11.72	26.37	46.00	19.63	QP
6	403.45	16.14	2.69	8.43	27.26	46.00	18.74	QP



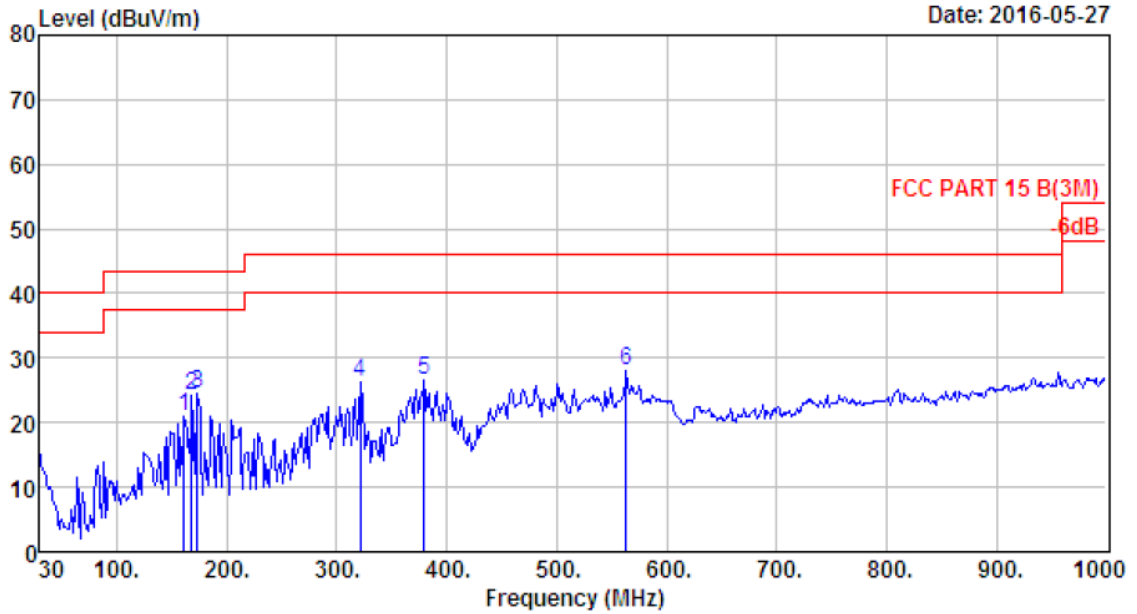
Site no. : 966 1# chamber Data no. : 408
 Dis. / Ant. : 3m 27137 Ant. pol. : VERTICAL
 Limit : FCC PART 15 B(3M)
 Env. / Ins. : Temp:23.6';Humi:56%;Press:101.52kPa
 Engineer : Tony
 EUT : Portable Bluetooth Speaker
 Power : AC 120V/60Hz
 M/N : ProMedia 2.1 BT
 Test Mode : GFSK TX 2440MHz

	Freq. (MHz)	ANT Factor (dB/m)	Cable Loss (dB)	Reading (dBuV)	Emission Level (dBuV/m)	Limit (dBuV/m)	Margin (dB)	Remark
1	167.74	9.43	1.71	11.42	22.56	43.50	20.94	QP
2	175.50	8.98	1.68	10.38	21.04	43.50	22.46	QP
3	196.84	7.72	1.81	12.16	21.69	43.50	21.81	QP
4	204.60	7.91	1.88	15.58	25.37	43.50	18.13	QP
5	280.26	12.37	2.28	8.94	23.59	46.00	22.41	QP
6	471.35	17.23	3.11	4.20	24.54	46.00	21.46	QP



Site no. : 966 1# chamber Data no. : 409
 Dis. / Ant. : 3m 27137 Ant. pol. : VERTICAL
 Limit : FCC PART 15 B(3M)
 Env. / Ins. : Temp:23.6';Humi:56%;Press:101.52kPa
 Engineer : Tony
 EUT : Portable Bluetooth Speaker
 Power : AC 120V/60Hz
 M/N : ProMedia 2.1 BT
 Test Mode : GFSK TX 2480MHz

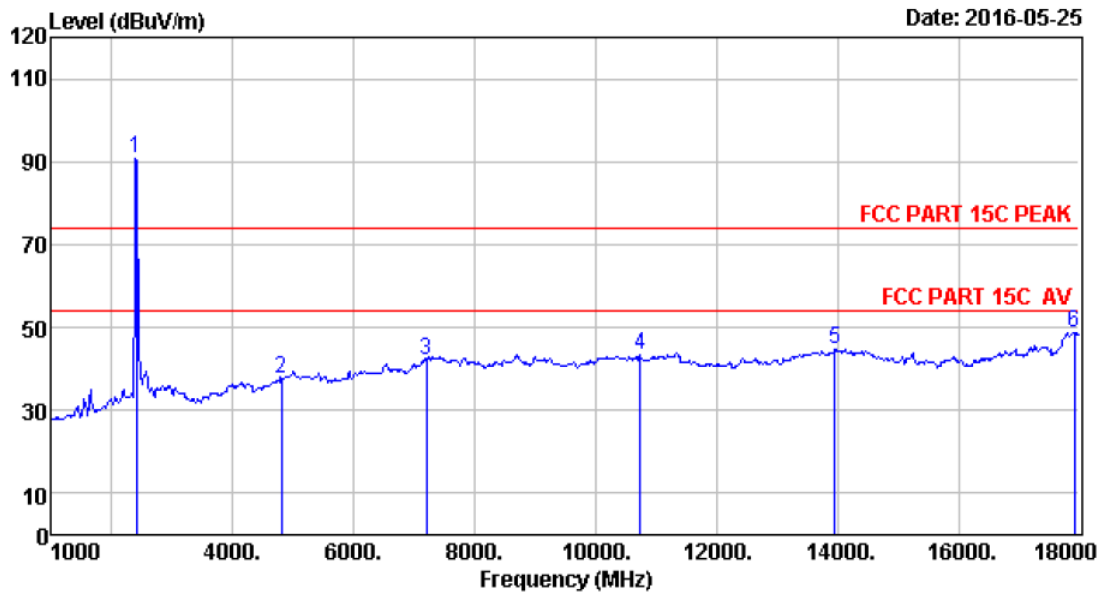
	Freq. (MHz)	ANT Factor (dB/m)	Cable Loss (dB)	Reading (dBuV)	Emission Level (dBuV/m)	Limit (dBuV/m)	Margin (dB)	Remark
1	138.64	11.42	1.54	8.93	21.89	43.50	21.61	QP
2	167.74	9.43	1.71	15.24	26.38	43.50	17.12	QP
3	173.56	9.03	1.68	17.09	27.80	43.50	15.70	QP
4	199.75	7.71	1.77	14.40	23.88	43.50	19.62	QP
5	204.60	7.91	1.88	16.83	26.62	43.50	16.88	QP
6	471.35	17.23	3.11	5.37	25.71	46.00	20.29	QP



Site no. : 966 1# chamber Data no. : 410
 Dis. / Ant. : 3m 27137 Ant. pol. : HORIZONTAL
 Limit : FCC PART 15 B(3M)
 Env. / Ins. : Temp:23.6';Humi:56%;Press:101.52kPa
 Engineer : Tony
 EUT : Portable Bluetooth Speaker
 Power : AC 120V/60Hz
 M/N : ProMedia 2.1 BT
 Test Mode : GFSK TX 2400MHz

	Freq. (MHz)	ANT Factor (dB/m)	Cable Loss (dB)	Reading (dBuV)	Emission Level (dBuV/m)	Limit (dBuV/m)	Margin (dB)	Remark
1	160.95	10.24	1.70	8.96	20.90	43.50	22.60	QP
2	167.74	9.43	1.71	13.13	24.27	43.50	19.23	QP
3	173.56	9.03	1.68	13.85	24.56	43.50	18.94	QP
4	321.00	13.60	2.41	10.21	26.22	46.00	19.78	QP
5	379.20	14.99	2.64	8.86	26.49	46.00	19.51	QP
6	563.50	19.67	3.28	5.16	28.11	46.00	17.89	QP

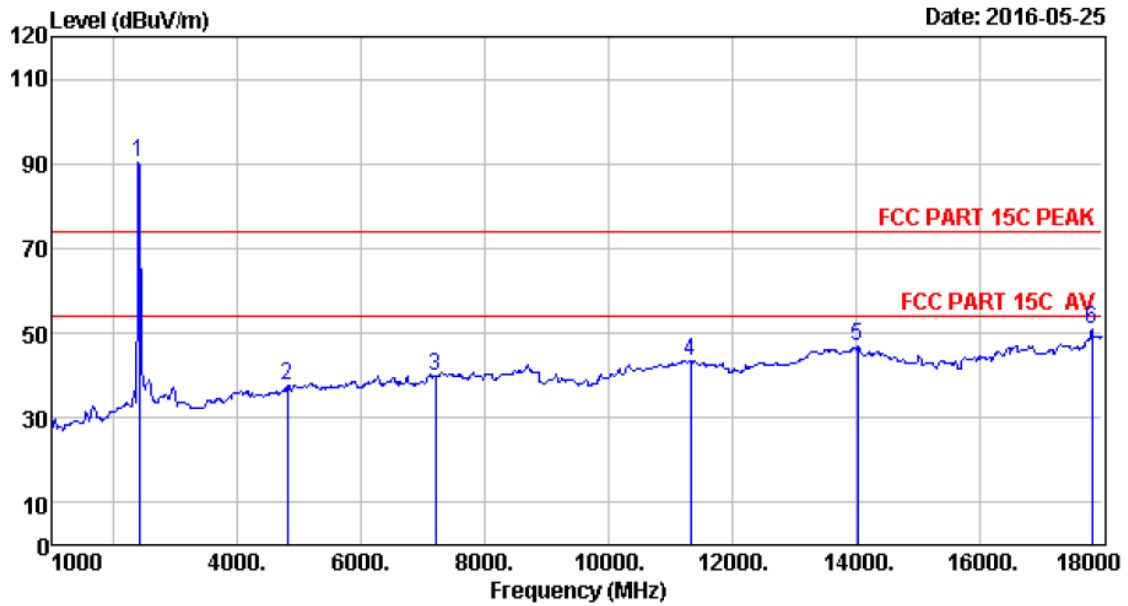
1000-18000 MHz



Site no. : 966 1# chamber Data no. : 413
 Dis. / Ant. : 3m ANT 1-18G Ant. pol. : VERTICAL
 Limit : FCC PART 15C PEAK
 Env. / Ins. : Temp:23.6';Humi:56%;Press:101.52kPa
 Engineer : Tony
 EUT : Portable Bluetooth Speaker
 Power : AC 120V/60Hz
 M/N : ProMedia 2.1 BT
 Test Mode : GFSK TX 2402MHz

	Freq. (MHz)	Ant. Factor (dB/m)	Cable Loss (dB)	Amp Factor (dB)	Reading (dBuV)	Emission Level (dBuV/m)	Limits (dBuV/m)	Margin (dB)	Remark
1	2402.00	27.61	6.62	34.64	91.04	90.63	74.00	-16.63	Peak
2	4804.00	31.25	11.77	35.64	30.11	37.49	74.00	36.51	Peak
3	7206.00	36.52	11.54	33.95	27.87	41.98	74.00	32.02	Peak
4	10741.00	39.24	11.30	34.09	26.81	43.26	74.00	30.74	Peak
5	13954.00	41.35	10.96	32.99	25.36	44.68	74.00	29.32	Peak
6	17915.00	45.62	11.28	31.26	23.25	48.89	74.00	25.11	Peak

Remarks: 1. Emission Level= Antenna Factor + Cable Loss - Amp Factor + Reading.
 2. The emission levels that are 20dB below the official limit are not reported.

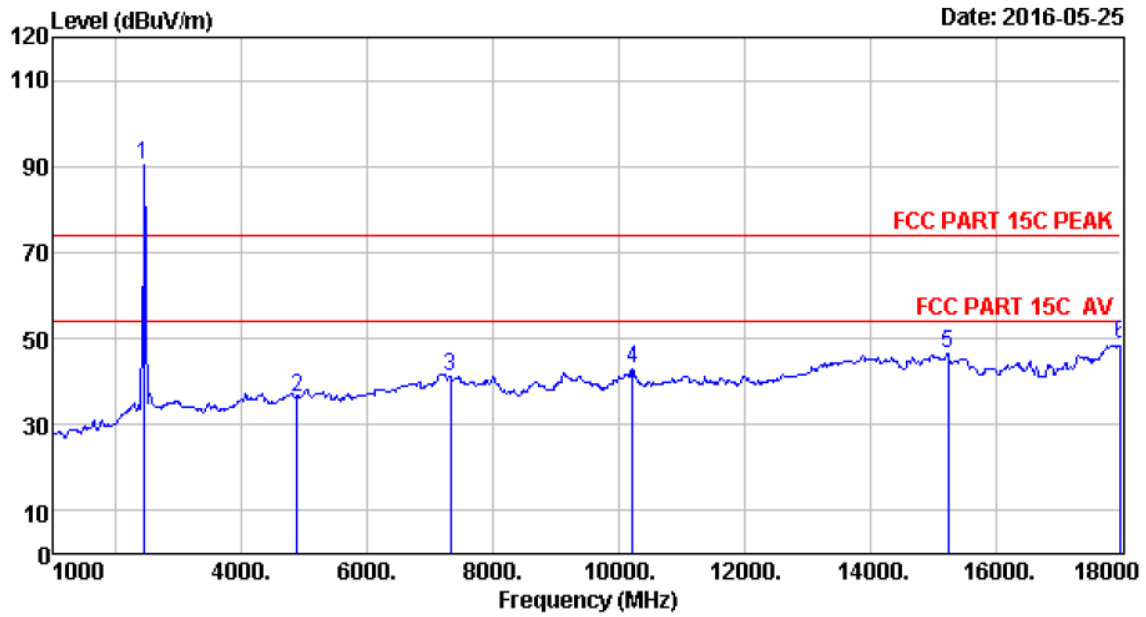


Date: 2016-05-25

Site no. : 966 1# chamber Data no. : 414
 Dis. / Ant. : 3m ANT 1-18G Ant. pol. : HORIZONTAL
 Limit : FCC PART 15C PEAK
 Env. / Ins. : Temp:23.6';Humi:56%;Press:101.52kPa
 Engineer : Tony
 EUT : Portable Bluetooth Speaker
 Power : AC 120V/60Hz
 M/N : ProMedia 2.1 BT
 Test Mode : GFSK TX 2402MHz

	Freq. (MHz)	Ant. Factor (dB/m)	Cable Loss (dB)	Amp Factor (dB)	Reading (dBuV)	Emission Level (dBuV/m)	Limits (dBuV/m)	Margin (dB)	Remark
1	2402.00	27.61	6.62	34.64	90.72	90.31	74.00	-16.31	Peak
2	4804.00	31.25	11.77	35.64	30.33	37.71	74.00	36.29	Peak
3	7206.00	36.52	11.54	33.95	25.74	39.85	74.00	34.15	Peak
4	11336.00	39.30	11.04	33.44	26.53	43.43	74.00	30.57	Peak
5	14039.00	41.49	10.90	33.04	27.73	47.08	74.00	26.92	Peak
6	17830.00	44.78	11.18	30.50	25.53	50.99	74.00	23.01	Peak

Remarks: 1. Emission Level= Antenna Factor + Cable Loss - Amp Factor + Reading.
 2. The emission levels that are 20dB below the official limit are not reported.

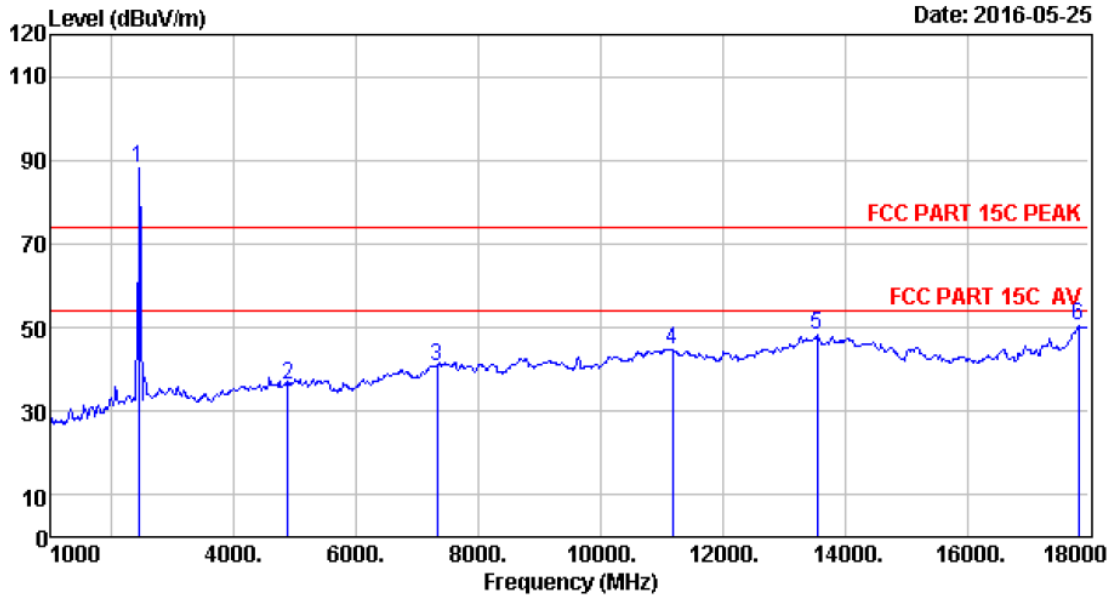


Date: 2016-05-25

Site no. : 966 l# chamber Data no. : 415
 Dis. / Ant. : 3m ANT 1-18G Ant. pol. : HORIZONTAL
 Limit : FCC PART 15C PEAK
 Env. / Ins. : Temp:23.6';Humi:56%;Press:101.52kPa
 Engineer : Tony
 EUT : Portable Bluetooth Speaker
 Power : AC 120V/60Hz
 M/N : ProMedia 2.1 BT
 Test Mode : GFSK TX 2440MHz

	Freq. (MHz)	Ant. Factor (dB/m)	Cable Loss (dB)	Amp Factor (dB)	Reading (dBuV)	Emission Level (dBuV/m)	Limits (dBuV/m)	Margin (dB)	Remark
1	2440.00	27.60	6.67	34.85	90.83	90.25	74.00	-16.25	Peak
2	4880.00	31.37	12.07	35.76	28.56	36.24	74.00	37.76	Peak
3	7323.00	36.55	11.57	34.14	27.16	41.14	74.00	32.86	Peak
4	10214.00	38.48	11.47	34.50	27.31	42.76	74.00	31.24	Peak
5	15246.00	39.06	10.98	33.69	30.08	46.43	74.00	27.57	Peak
6	18000.00	46.45	11.38	32.12	22.93	48.64	74.00	25.36	Peak

Remarks: 1. Emission Level= Antenna Factor + Cable Loss - Amp Factor + Reading.
 2. The emission levels that are 20dB below the official limit are not reported.

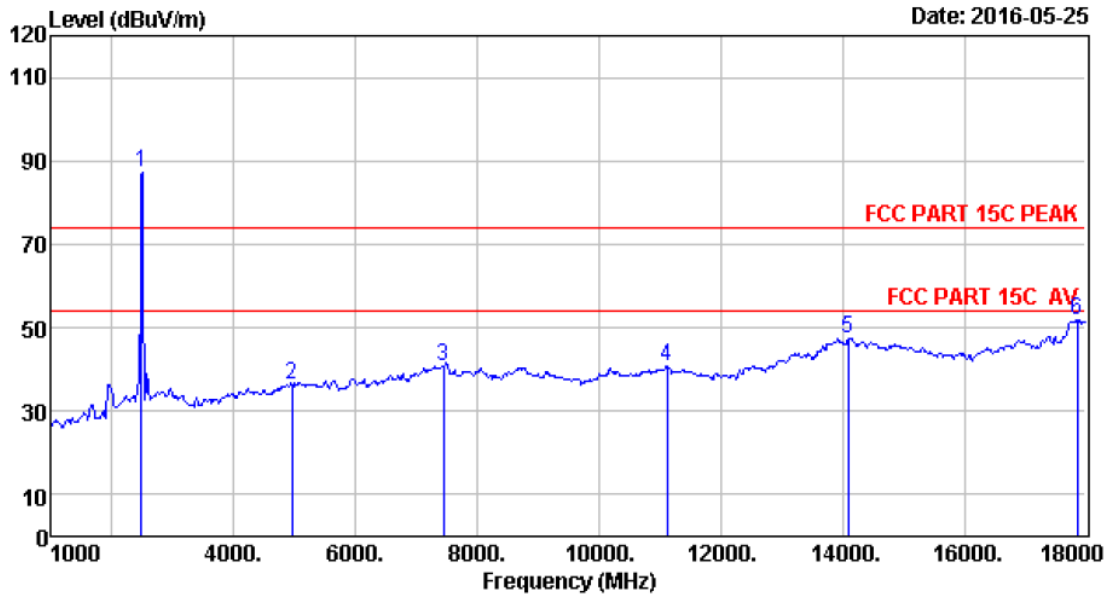


Date: 2016-05-25

Site no. : 966 1# chamber Data no. : 416
 Dis. / Ant. : 3m ANT 1-18G Ant. pol. : VERTICAL
 Limit : FCC PART 15C PEAK
 Env. / Ins. : Temp:23.6';Humi:56%;Press:101.52kPa
 Engineer : Tony
 EUT : Portable Bluetooth Speaker
 Power : AC 120V/60Hz
 M/N : ProMedia 2.1 BT
 Test Mode : GFSK TX 2440MHz

	Freq. (MHz)	Ant. Factor (dB/m)	Cable Loss (dB)	Amp Factor (dB)	Reading (dBUV)	Emission Level (dBUV/m)	Limits (dBUV/m)	Margin (dB)	Remark
1	2440.00	27.60	6.67	34.85	88.89	88.31	74.00	-14.31	Peak
2	4880.00	31.37	12.07	35.76	28.48	36.16	74.00	37.84	Peak
3	7323.00	36.55	11.57	34.14	26.79	40.77	74.00	33.23	Peak
4	11183.00	39.40	11.15	33.24	27.55	44.86	74.00	29.14	Peak
5	13546.00	40.21	11.44	32.61	29.08	48.12	74.00	25.88	Peak
6	17830.00	44.78	11.18	30.50	24.83	50.29	74.00	23.71	Peak

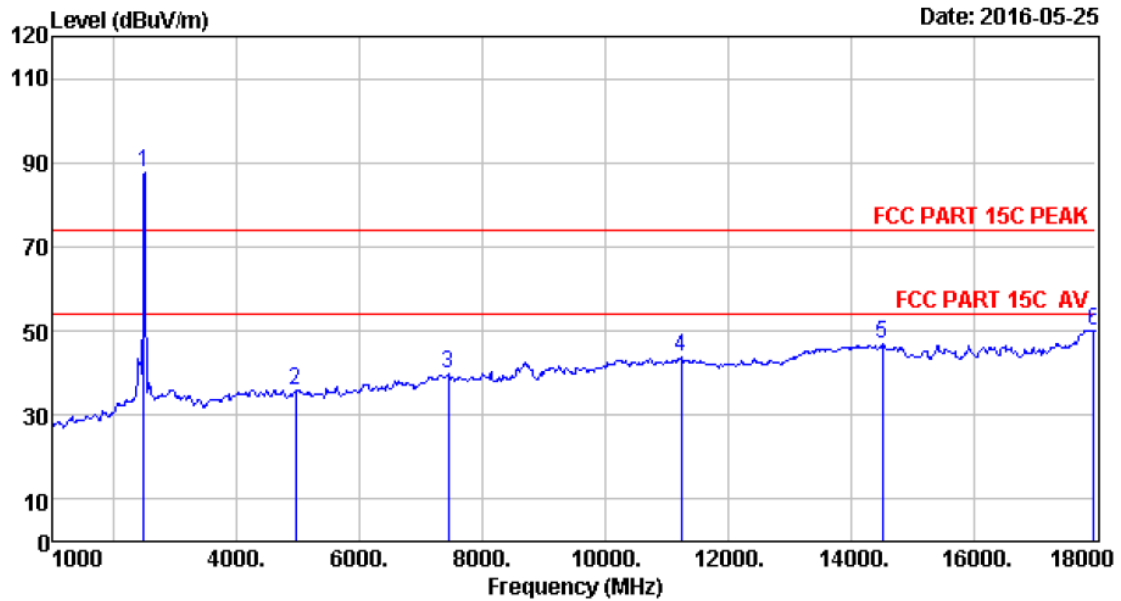
Remarks: 1. Emission Level= Antenna Factor + Cable Loss - Amp Factor + Reading.
 2. The emission levels that are 20dB below the official limit are not reported.



Site no. : 966 1# chamber Data no. : 417
 Dis. / Ant. : 3m ANT 1-18G Ant. pol. : VERTICAL
 Limit : FCC PART 15C PEAK
 Env. / Ins. : Temp:23.6';Humi:56%;Press:101.52kPa
 Engineer : Tony
 EUT : Portable Bluetooth Speaker
 Power : AC 120V/60Hz
 M/N : ProMedia 2.1 BT
 Test Mode : GFSK TX 2480MHz

	Freq. (MHz)	Ant. Factor (dB/m)	Cable Loss (dB)	Amp Factor (dB)	Reading (dBUV)	Emission Level (dBUV/m)	Limits (dBUV/m)	Margin (dB)	Remark
1	2480.00	27.58	6.71	35.11	88.21	87.39	74.00	-13.39	Peak
2	4960.00	31.49	12.44	36.01	28.46	36.38	74.00	37.62	Peak
3	7440.00	36.54	11.61	34.22	26.87	40.80	74.00	33.20	Peak
4	11115.00	39.44	11.20	33.55	23.70	40.79	74.00	33.21	Peak
5	14090.00	41.54	10.91	33.13	27.91	47.23	74.00	26.77	Peak
6	17864.00	45.12	11.22	30.66	26.07	51.75	74.00	22.25	Peak

Remarks: 1. Emission Level= Antenna Factor + Cable Loss - Amp Factor + Reading.
 2. The emission levels that are 20dB below the official limit are not reported.

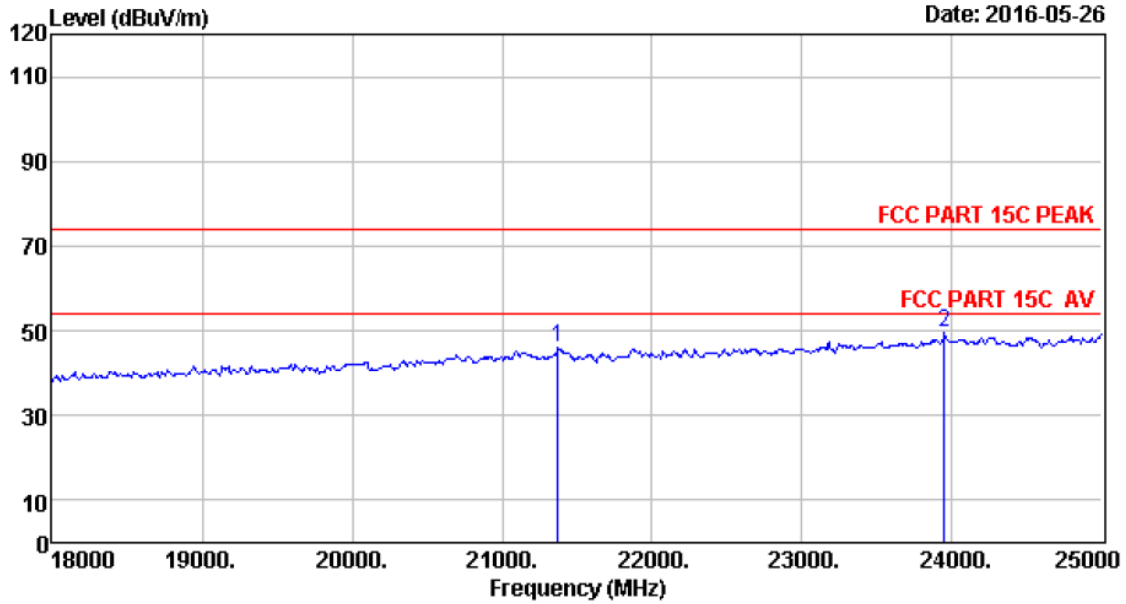


Site no. : 966 l# chamber Data no. : 418
 Dis. / Ant. : 3m ANT 1-18G Ant. pol. : HORIZONTAL
 Limit : FCC PART 15C PEAK
 Env. / Ins. : Temp:23.6';Humi:56%;Press:101.52kPa
 Engineer : Tony
 EUT : Portable Bluetooth Speaker
 Power : AC 120V/60Hz
 M/N : ProMedia 2.1 BT
 Test Mode : GFSK TX 2480MHz

	Freq. (MHz)	Ant. Factor (dB/m)	Cable Loss (dB)	Amp Factor (dB)	Reading (dBUV)	Emission Level (dBUV/m)	Limits (dBUV/m)	Margin (dB)	Remark
1	2480.00	27.58	6.71	35.11	88.54	87.72	74.00	-13.72	Peak
2	4960.00	31.49	12.44	36.01	27.76	35.68	74.00	38.32	Peak
3	7440.00	36.54	11.61	34.22	25.98	39.91	74.00	34.09	Peak
4	11234.00	39.37	11.12	33.25	26.42	43.66	74.00	30.34	Peak
5	14515.00	41.89	10.93	33.57	27.62	46.87	74.00	27.13	Peak
6	17966.00	46.12	11.34	31.76	24.45	50.15	74.00	23.85	Peak

Remarks: 1. Emission Level= Antenna Factor + Cable Loss - Amp Factor + Reading.
 2. The emission levels that are 20dB below the official limit are not reported.

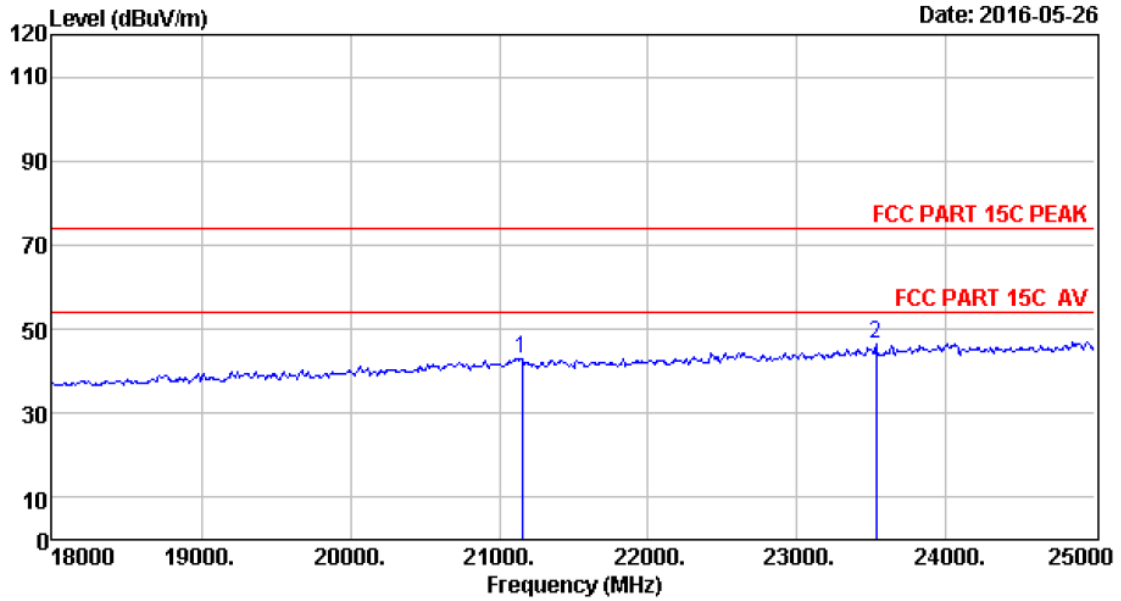
18000-25000 MHz



Site no. : 966 l# chamber Data no. : 423
 Dis. / Ant. : 3m ANT ABOVE 18G Ant. pol. : VERTICAL
 Limit : FCC PART 15C PEAK
 Env. / Ins. : Temp:23.6';Humi:56%;Press:101.52kPa
 Engineer : Tony
 EUT : Portable Bluetooth Speaker
 Power : AC 120V/60Hz
 M/N : ProMedia 2.1 BT
 Test Mode : GFSK TX 2402MHz

	Freq. (MHz)	Ant. Factor (dB/m)	Cable Loss (dB)	Amp Factor (dB)	Reading (dBUV)	Emission Level (dBUV/m)	Limits (dBUV/m)	Margin (dB)	Remark
1	21374.00	46.08	20.29	35.46	15.06	45.97	74.00	28.03	Peak
2	23950.00	45.61	22.00	32.85	14.65	49.41	74.00	24.59	Peak
3	25000.00	46.10	22.59	34.35	15.21	49.55	74.00	24.45	Peak

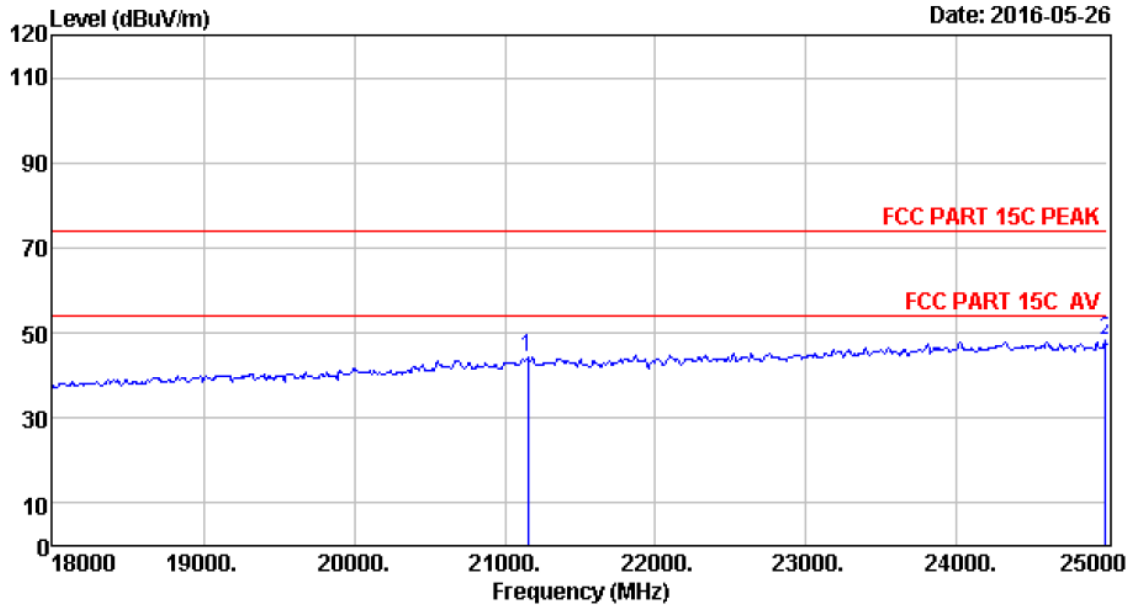
Remarks: 1. Emission Level= Antenna Factor + Cable Loss - Amp Factor + Reading.
 2. The emission levels that are 20dB below the official limit are not reported.



Site no. : 966 l# chamber Data no. : 424
 Dis. / Ant. : 3m ANT ABOVE 18G Ant. pol. : HORIZONTAL
 Limit : FCC PART 15C PEAK
 Env. / Ins. : Temp:23.6';Humi:56%;Press:101.52kPa
 Engineer : Tony
 EUT : Portable Bluetooth Speaker
 Power : AC 120V/60Hz
 M/N : ProMedia 2.1 BT
 Test Mode : GFSK TX 2402MHz

	Freq. (MHz)	Ant. Factor (dB/m)	Cable Loss (dB)	Amp Factor (dB)	Reading (dBuV)	Emission Level (dBuV/m)	Limits (dBuV/m)	Margin (dB)	Remark
1	21150.00	46.21	20.20	35.67	12.43	43.17	74.00	30.83	Peak
2	23530.00	45.70	21.62	33.30	12.54	46.56	74.00	27.44	Peak

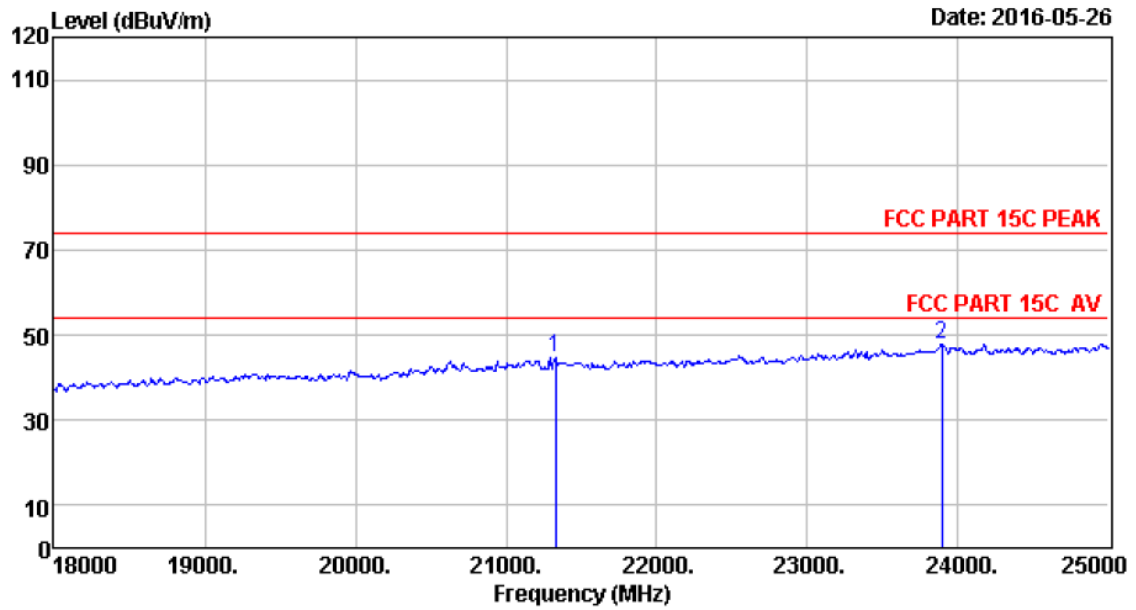
Remarks: 1. Emission Level= Antenna Factor + Cable Loss - Amp Factor + Reading.
 2. The emission levels that are 20dB below the official limit are not reported.



Site no. : 966 1# chamber Data no. : 425
 Dis. / Ant. : 3m ANT ABVOE 18G Ant. pol. : HORIZONTAL
 Limit : FCC PART 15C PEAK
 Env. / Ins. : Temp:23.6';Humi:56%;Press:101.52kPa
 Engineer : Tony
 EUT : Portable Bluetooth Speaker
 Power : AC 120V/60Hz
 M/N : ProMedia 2.1 BT
 Test Mode : GFSK TX 2440MHz

	Freq. (MHz)	Ant. Factor (dB/m)	Cable Loss (dB)	Amp Factor (dB)	Reading (dBuV)	Emission Level (dBuV/m)	Limits (dBuV/m)	Margin (dB)	Remark
1	21150.00	46.21	20.20	35.67	13.38	44.12	74.00	29.88	Peak
2	24986.00	46.10	22.58	34.31	14.03	48.40	74.00	25.60	Peak

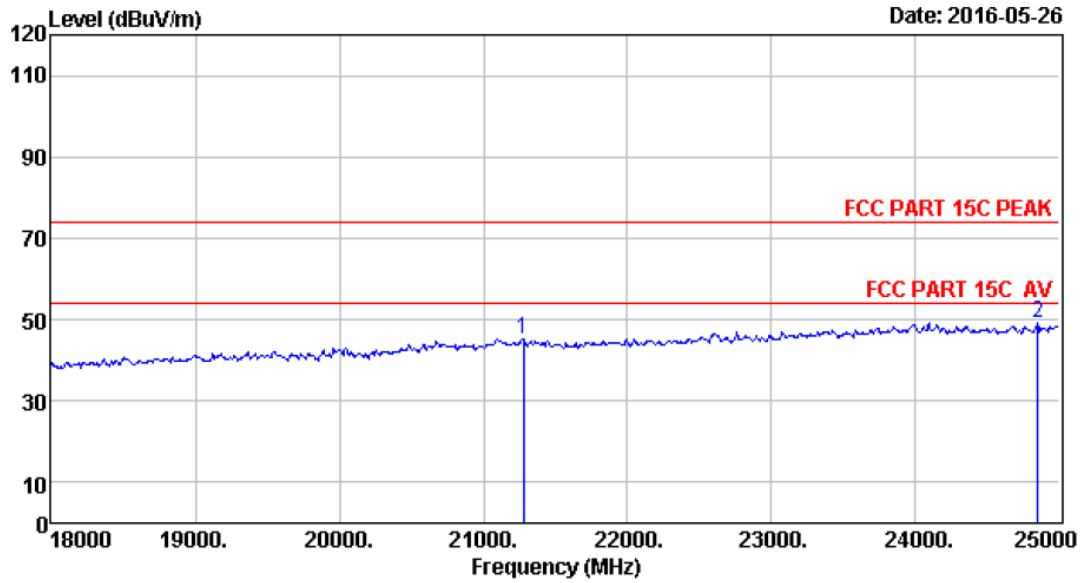
Remarks: 1. Emission Level= Antenna Factor + Cable Loss - Amp Factor + Reading.
 2. The emission levels that are 20dB below the official limit are not reported.



Site no. : 966 1# chamber Data no. : 426
 Dis. / Ant. : 3m ANT ABOVE 18G Ant. pol. : VERTICAL
 Limit : FCC PART 15C PEAK
 Env. / Ins. : Temp:23.6';Humi:56%;Press:101.52kPa
 Engineer : Tony
 EUT : Portable Bluetooth Speaker
 Power : AC 120V/60Hz
 M/N : ProMedia 2.1 BT
 Test Mode : GFSK TX 2440MHz

	Freq. (MHz)	Ant. Factor (dB/m)	Cable Loss (dB)	Amp Factor (dB)	Reading (dBuV)	Emission Level (dBuV/m)	Limits (dBuV/m)	Margin (dB)	Remark
1	21325.00	46.10	20.27	35.51	13.98	44.84	74.00	29.16	Peak
2	23894.00	45.62	21.95	32.90	13.13	47.80	74.00	26.20	Peak

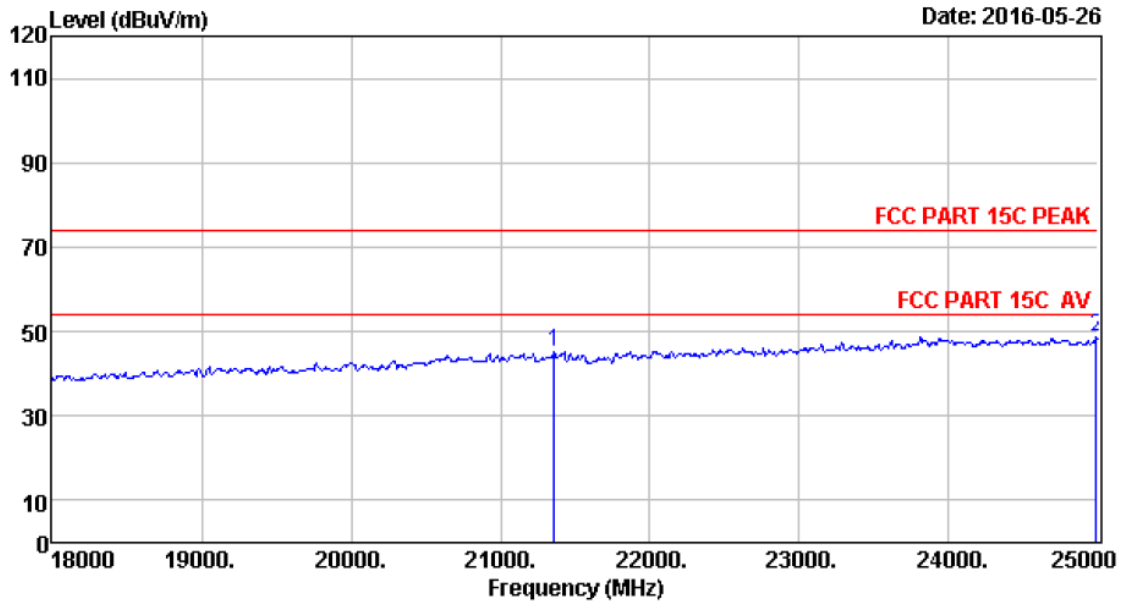
Remarks: 1. Emission Level= Antenna Factor + Cable Loss - Amp Factor + Reading.
 2. The emission levels that are 20dB below the official limit are not reported.



Site no. : 966 1# chamber Data no. : 427
 Dis. / Ant. : 3m ANT ABOVE 18G Ant. pol. : VERTICAL
 Limit : FCC PART 15C PEAK
 Env. / Ins. : Temp:23.6';Humi:56%;Press:101.52kPa
 Engineer : Tony
 EUT : Portable Bluetooth Speaker
 Power : AC 120V/60Hz
 M/N : ProMedia 2.1 BT
 Test Mode : GFSK TX 2480MHz

	Freq. (MHz)	Ant. Factor (dB/m)	Cable Loss (dB)	Amp Factor (dB)	Reading (dBuV)	Emission Level (dBuV/m)	Limits (dBuV/m)	Margin (dB)	Remark
1	21276.00	46.13	20.25	35.55	14.42	45.25	74.00	28.75	Peak
2	24846.00	45.98	22.51	34.12	14.89	49.26	74.00	24.74	Peak

Remarks: 1. Emission Level= Antenna Factor + Cable Loss - Amp Factor + Reading.
 2. The emission levels that are 20dB below the official limit are not reported.



Site no. : 966 1# chamber Data no. : 428
 Dis. / Ant. : 3m ANT ABOVE 18G Ant. pol. : HORIZONTAL
 Limit : FCC PART 15C PEAK
 Env. / Ins. : Temp:23.6';Humi:56%;Press:101.52kPa
 Engineer : Tony
 EUT : Portable Bluetooth Speaker
 Power : AC 120V/60Hz
 M/N : ProMedia 2.1 BT
 Test Mode : GFSK TX 2480MHz

	Freq. (MHz)	Ant. Factor (dB/m)	Cable Loss (dB)	Amp Factor (dB)	Reading (dBuV)	Emission Level (dBuV/m)	Limits (dBuV/m)	Margin (dB)	Remark
1	21360.00	46.08	20.28	35.49	14.43	45.30	74.00	28.70	Peak
2	24986.00	46.10	22.58	34.31	14.38	48.75	74.00	25.25	Peak

Remarks: 1. Emission Level= Antenna Factor + Cable Loss - Amp Factor + Reading.
 2. The emission levels that are 20dB below the official limit are not reported.

5 CONDUCTED SPURIOUS EMISSION

5.1 Limit

In any 100kHz bandwidth outside the frequency bands in which the spread spectrum intentional radiator is operating, the radio frequency power that is produced by the intentional radiator shall be at least 20dB below that in the 100kHz bandwidth within the band that contains the highest level of the desired power.

5.2 Test Procedure

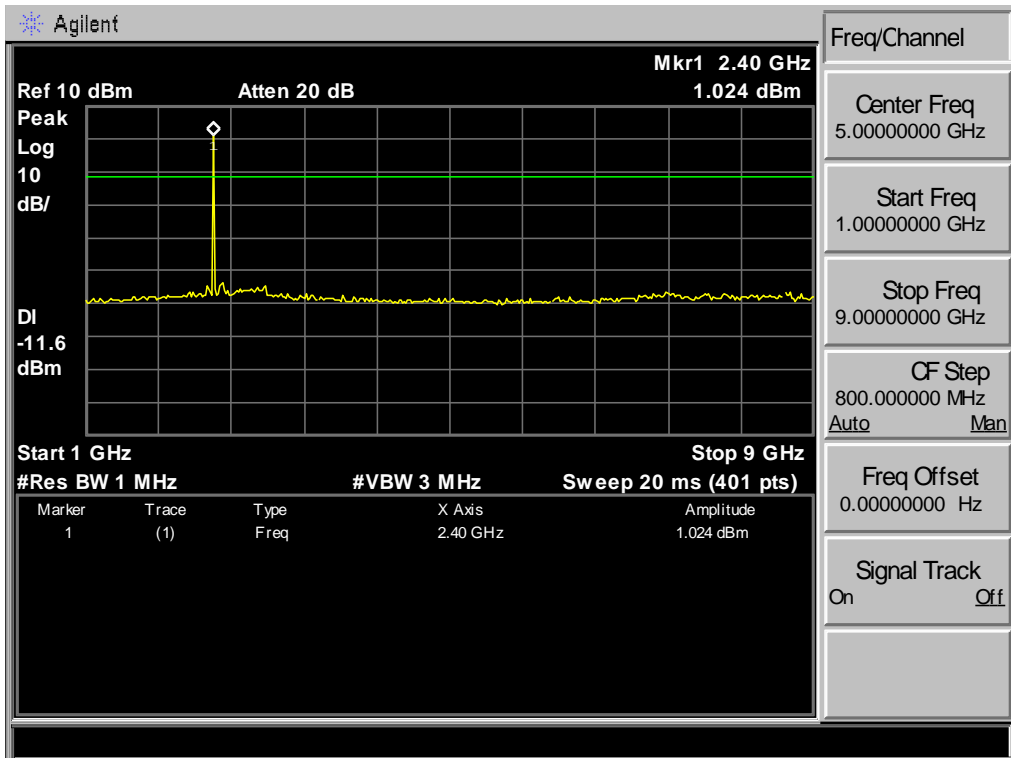
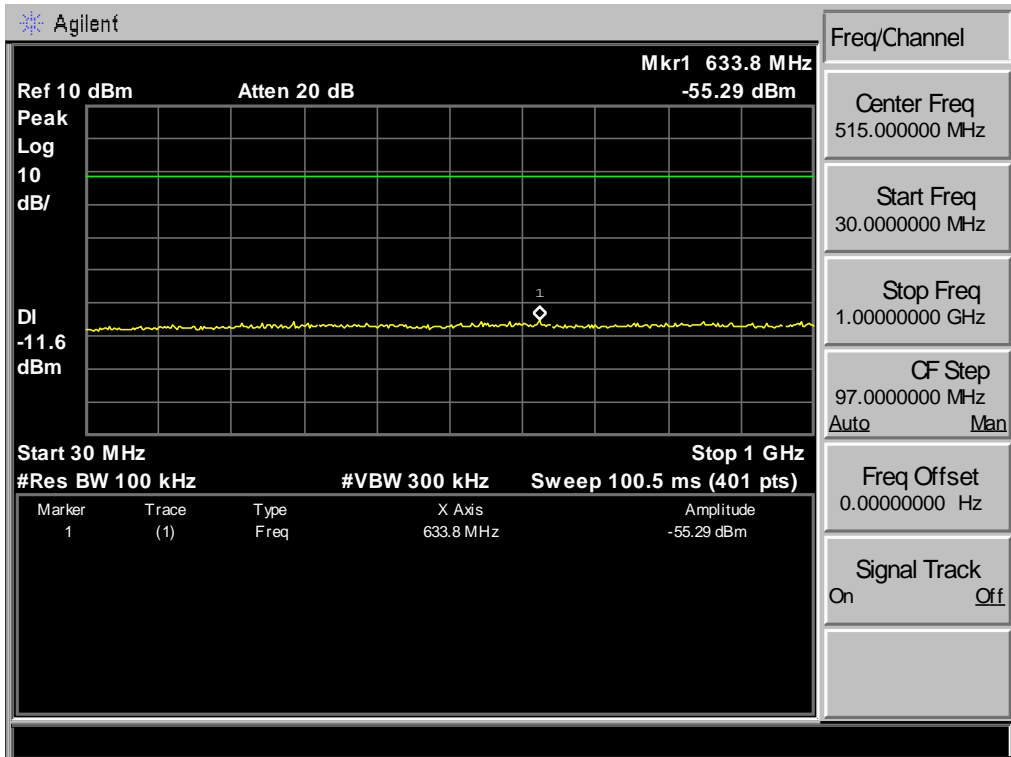
The transmitter output was connected to a spectrum analyzer, The resolution bandwidth is set to 100 kHz, The video bandwidth is set to 300 kHz for frequency range from 30MHz to 1000 MHz; The resolution bandwidth is set to 1 MHz, The video bandwidth is set to 3 MHz for frequency range from 1000MHz to 25000 MHz.

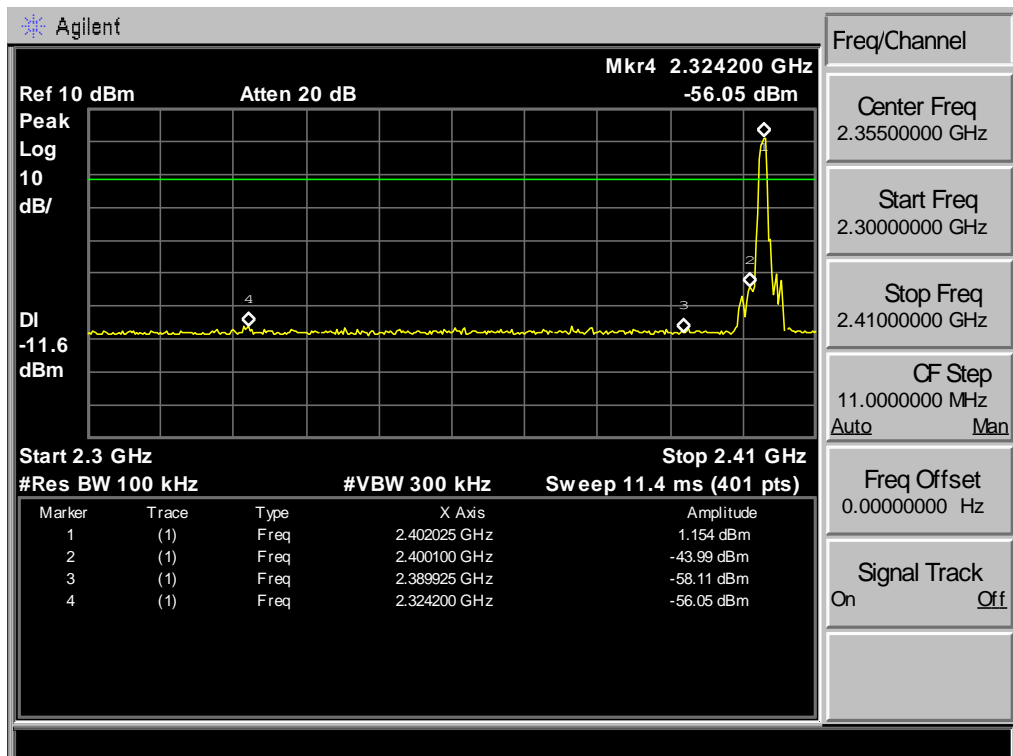
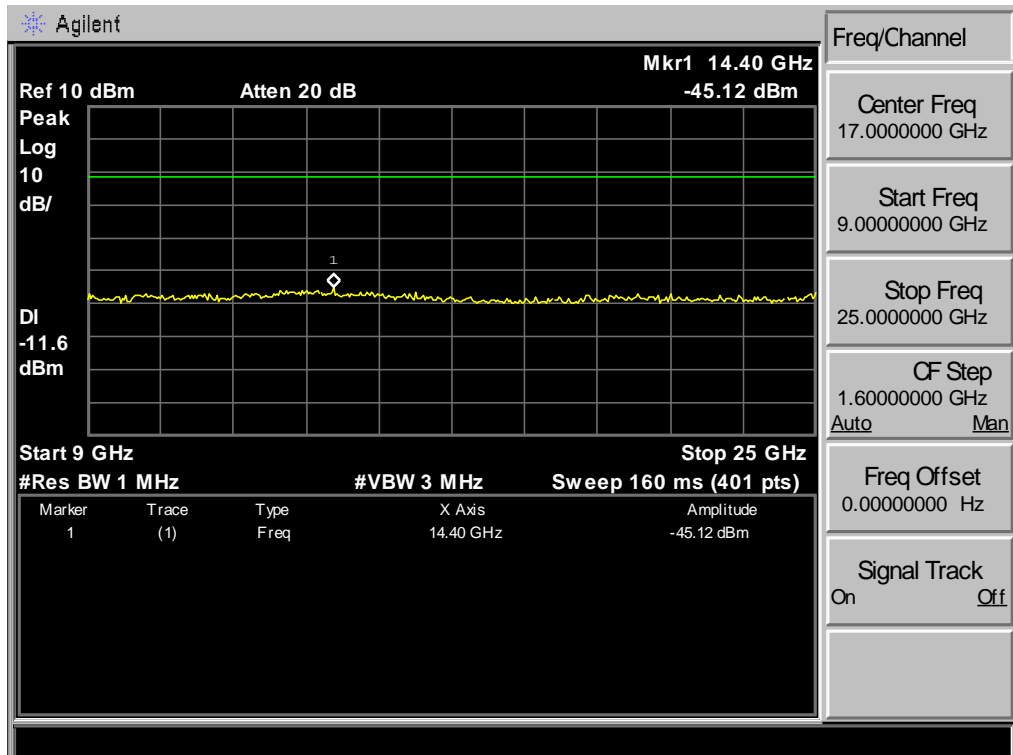
5.3 Test Result

PASS (The testing data was attached in the next pages.)

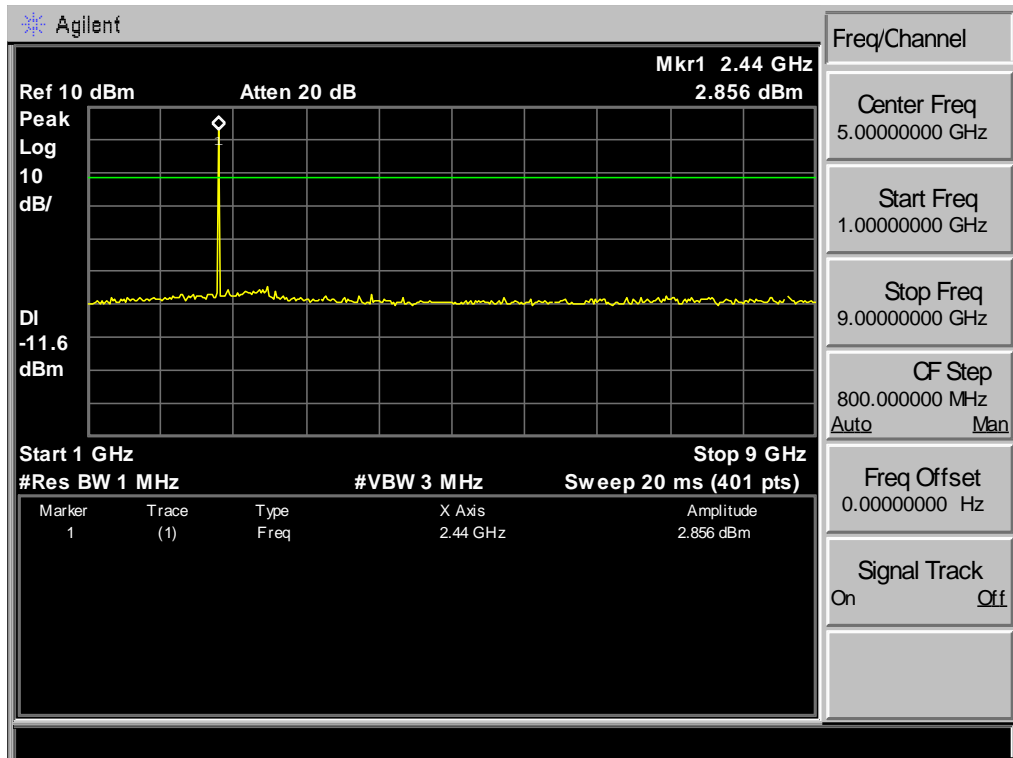
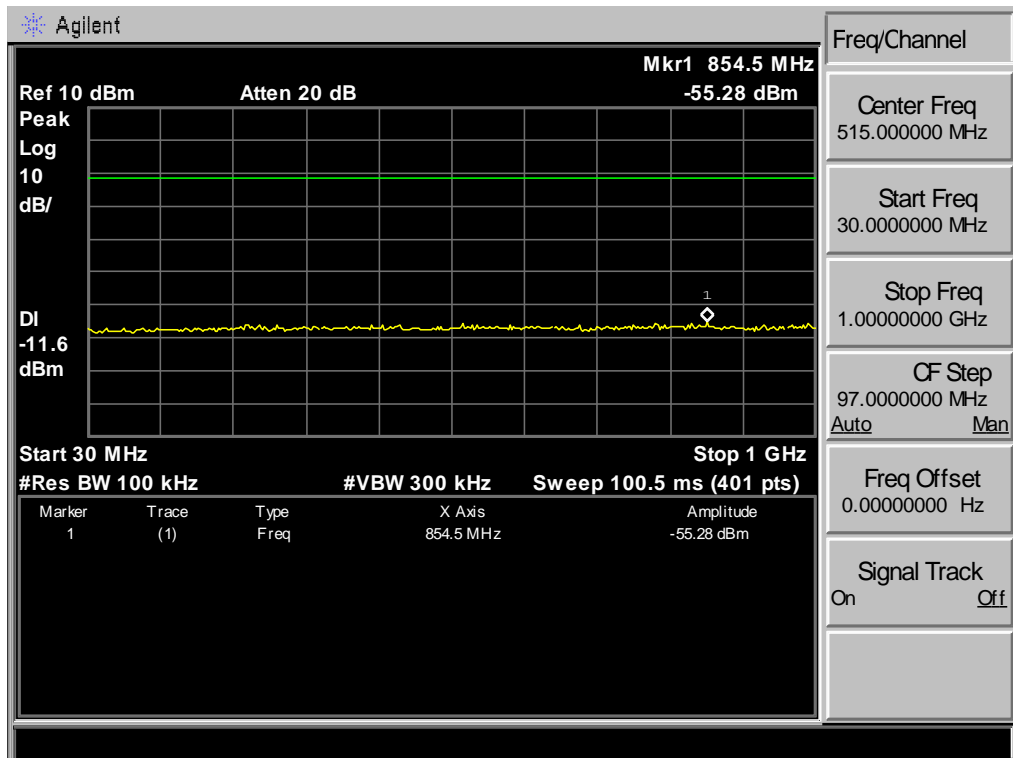
5.4 Test Data

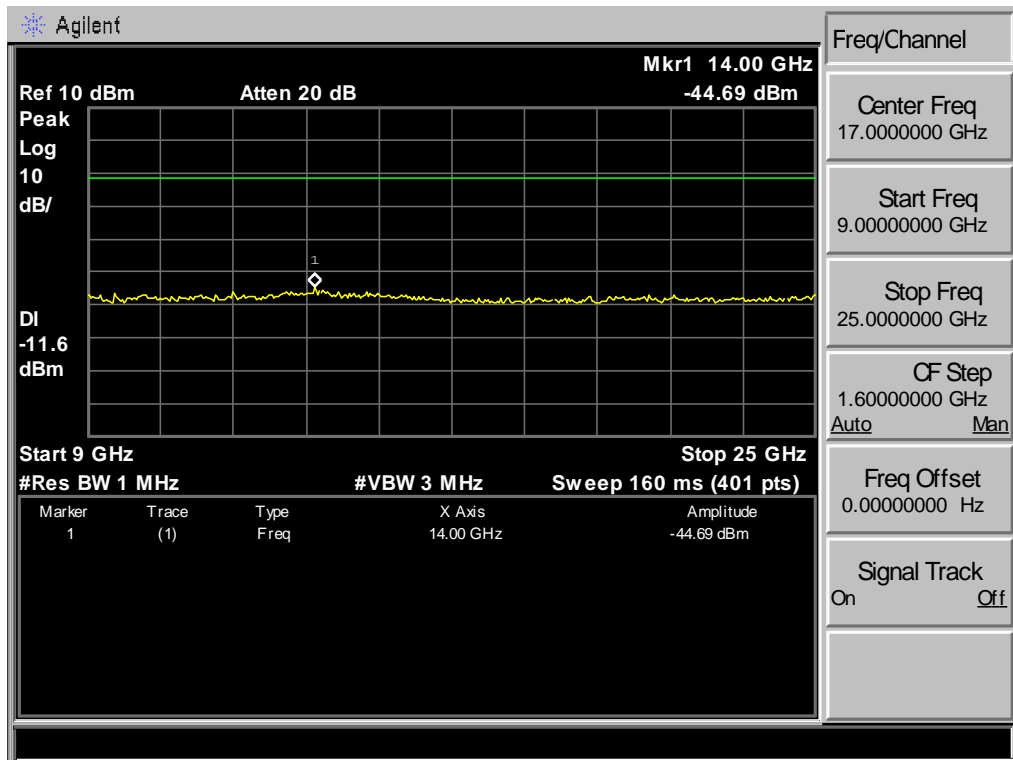
Test Mode: BT 4.0-BLE GFSK 2402MHz



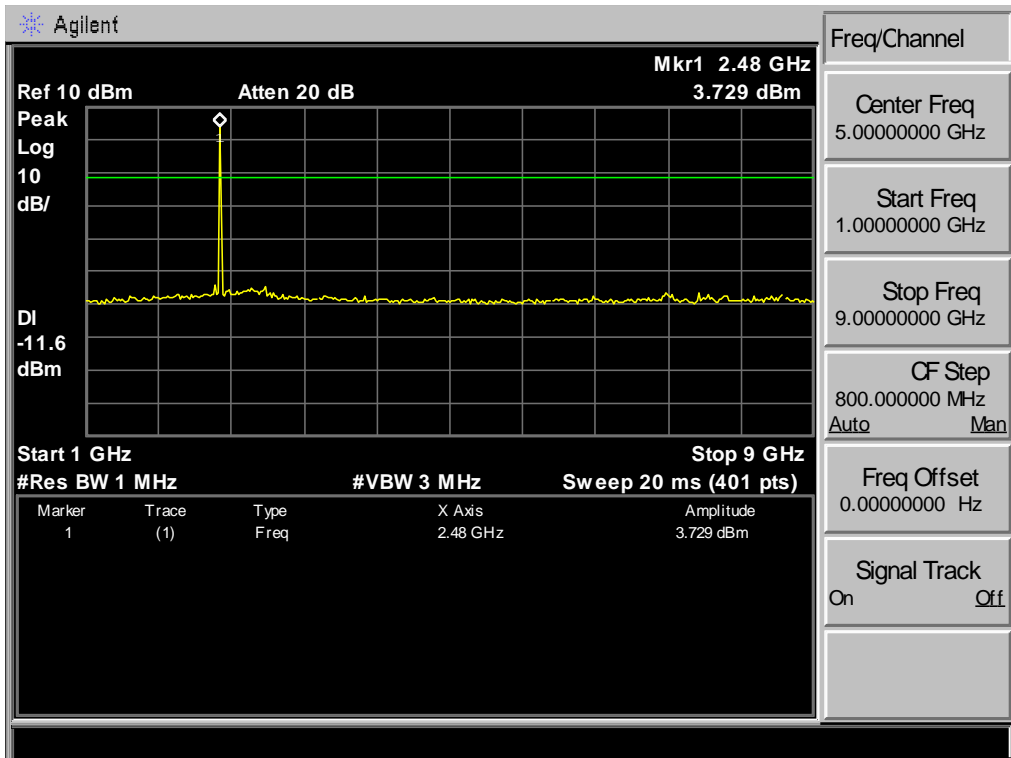
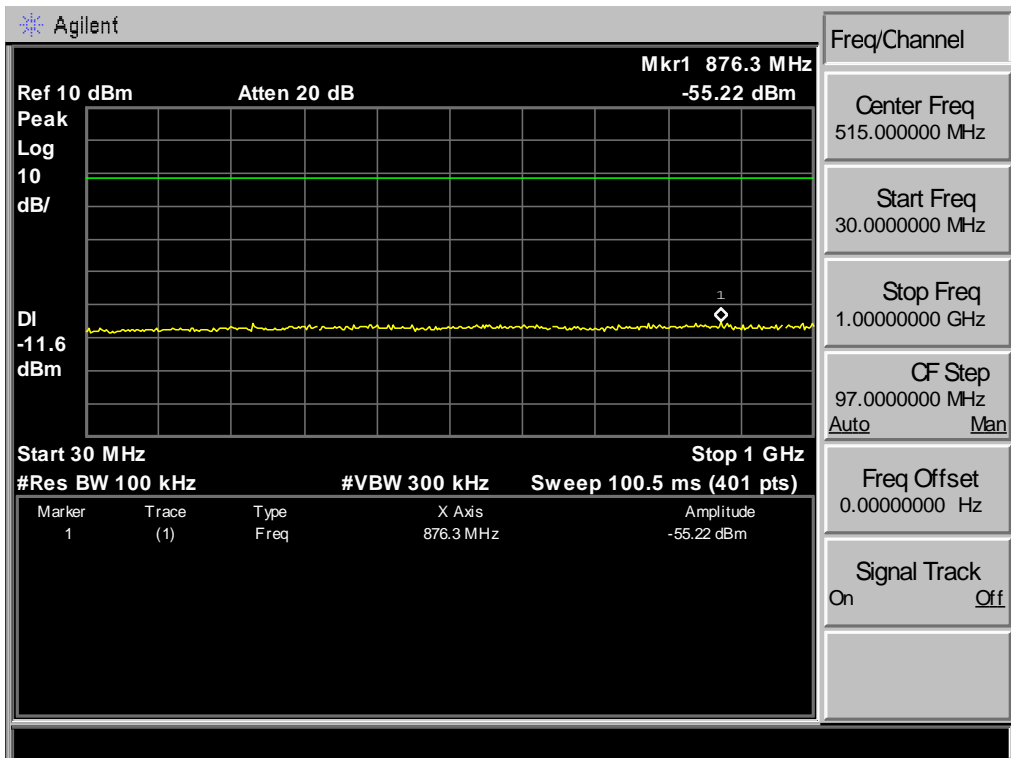


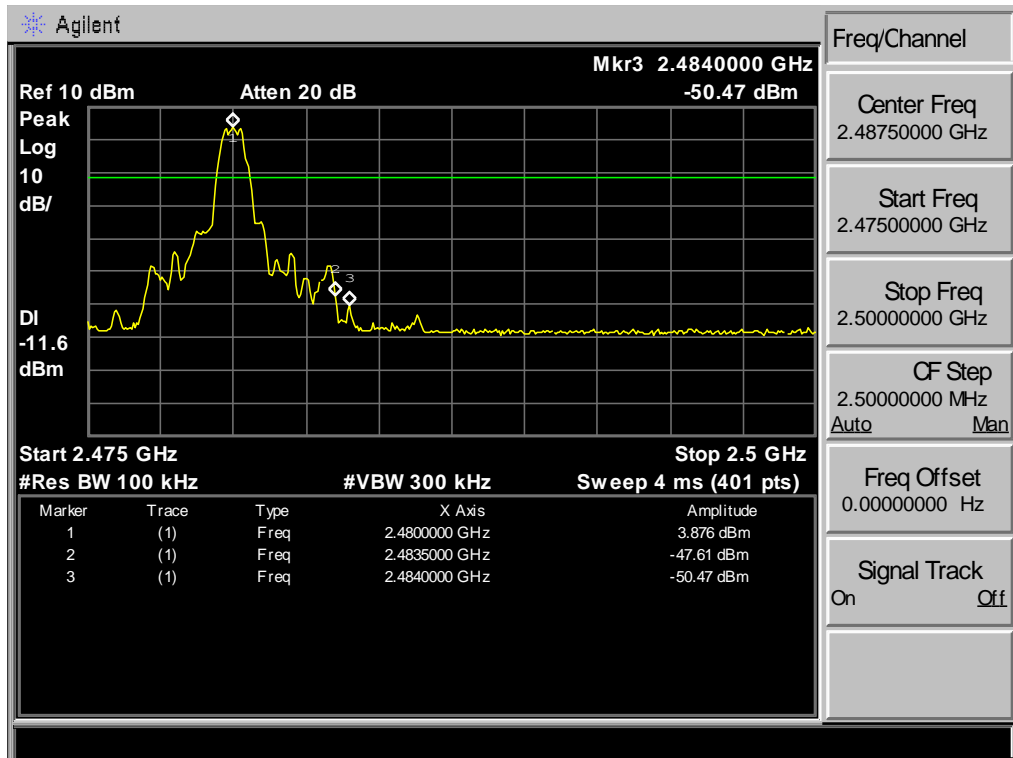
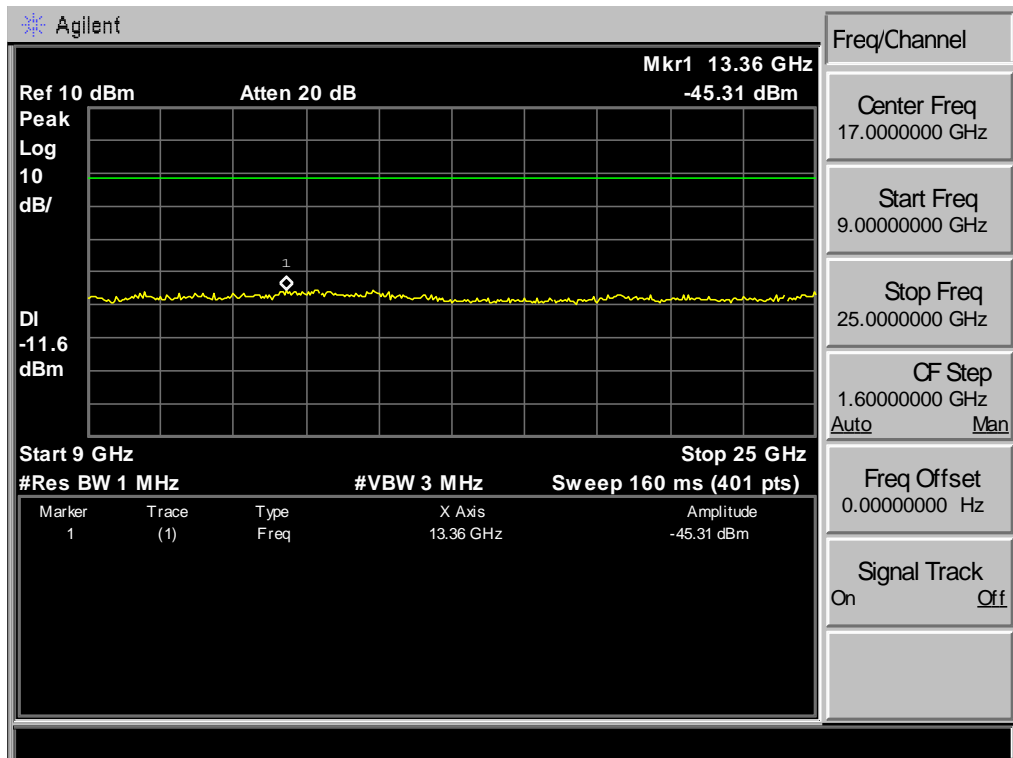
Test Mode: BT 4.0-BLE GFSK 2440MHz





Test Mode: BT 4.0-BLE GFSK 2480MHz



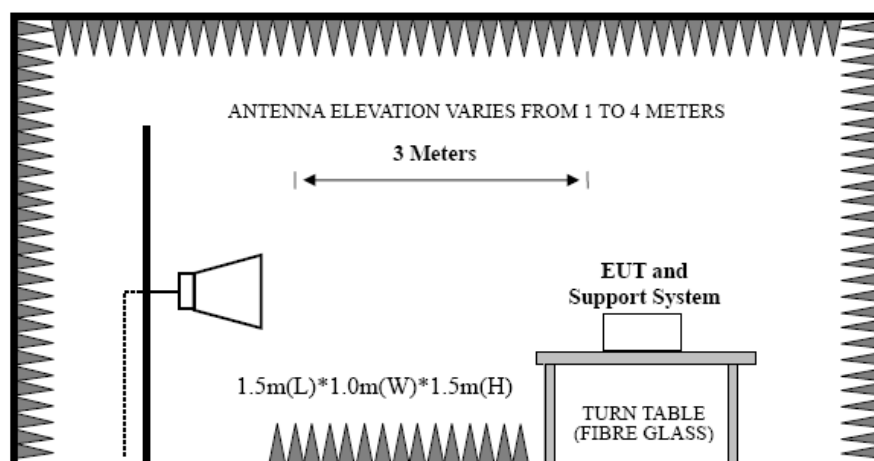


6 BAND EDGE COMPLIANCE TEST

6.1 Limit

All the lower and upper band-edges emissions appearing within 2310MHz to 2390MHz and 2483.5MHz to 2500MHz restricted frequency bands shall not exceed the limits shown in 15.209, all the other emissions outside operation frequency band 2400MHz to 2483.5MHz shall be at least 20dB below the fundamental emissions, or comply with 15.209 limits

6.2 Block Diagram of Test setup



6.3 Test Procedure

1. The EUT is placed on a turntable, which is 1.5m above the ground plane and worked at highest radiated power.
2. The turntable was rotated for 360 degrees to determine the position of maximum emission level.
3. EUT is set 3m away from the receiving antenna, which is varied from 1m to 4m to find out the highest emission.
4. Set the spectrum analyzer in the following setting in order to capture the lower and upper band-edges of the emission:

Peak : RBW = 1MHz, VBW = 1MHz, Detector=PEAK detector, Sweep time = auto.

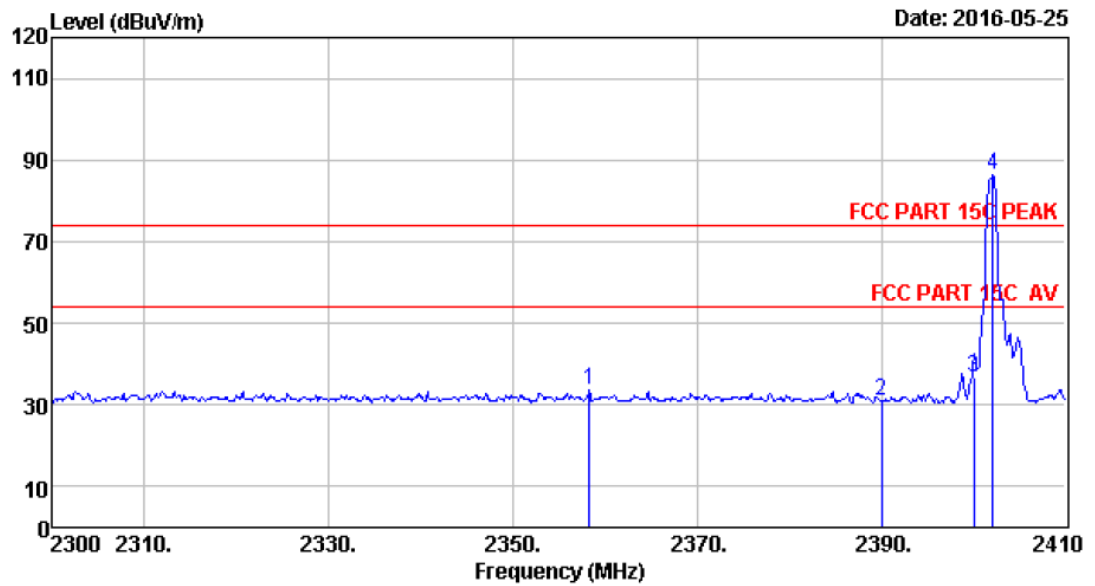
AV : RBW = 1MHz, VBW = 10Hz, Detector=PEAK detector, Sweep time = auto.

6.4 Test Result

Pass (The testing data was attached in the next pages.)

- Note:
- 1、 For emissions above 1GHz, if peak level comply with average limit, then the average level is deemed to comply with average limit.
 - 2、 The frequency 2402MHz and 2480 MHz is fundamental frequency which no limit, the limit on plots is automatically generated by the software, it's not fundamental limit, we can't remove it.

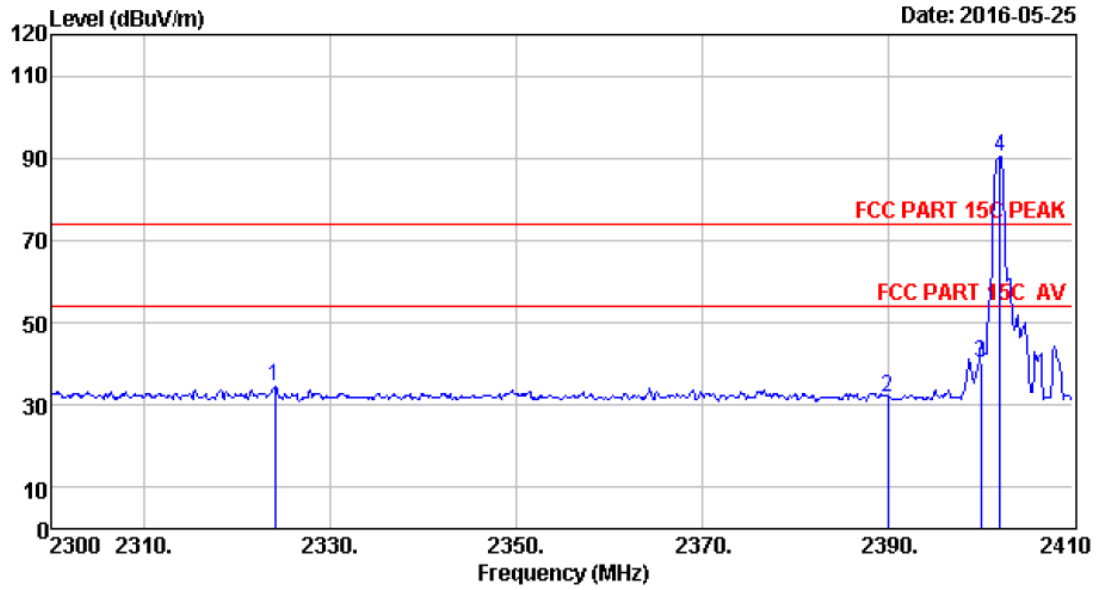
6.5 Test Data



Site no. : 966 1# chamber Data no. : 419
 Dis. / Ant. : 3m ANT 1-18G Ant. pol.: HORIZONTAL
 Limit : FCC PART 15C PEAK
 Env. / Ins. : Temp:23.6';Humi:56%;Press:101.52kPa
 Engineer : Tony
 EUT : Portable Bluetooth Speaker
 Power : AC 120V/60Hz
 M/N : ProMedia 2.1 BT
 Test Mode : GFSK TX 2402MHz

	Freq. (MHz)	Ant. Factor (dB/m)	Cable Loss (dB)	Amp Factor (dB)	Reading (dBUV)	Emission Level (dBUV/m)	Limits (dBUV/m)	Margin (dB)	Remark
1	2358.30	27.67	6.58	34.57	33.97	33.65	74.00	40.35	Peak
2	2390.00	27.64	6.62	34.62	31.40	31.04	74.00	42.96	Peak
3	2400.00	27.61	6.62	34.64	37.20	36.79	74.00	37.21	Peak
4	2402.08	27.61	6.62	34.64	86.57	86.16	74.00	-12.16	Peak

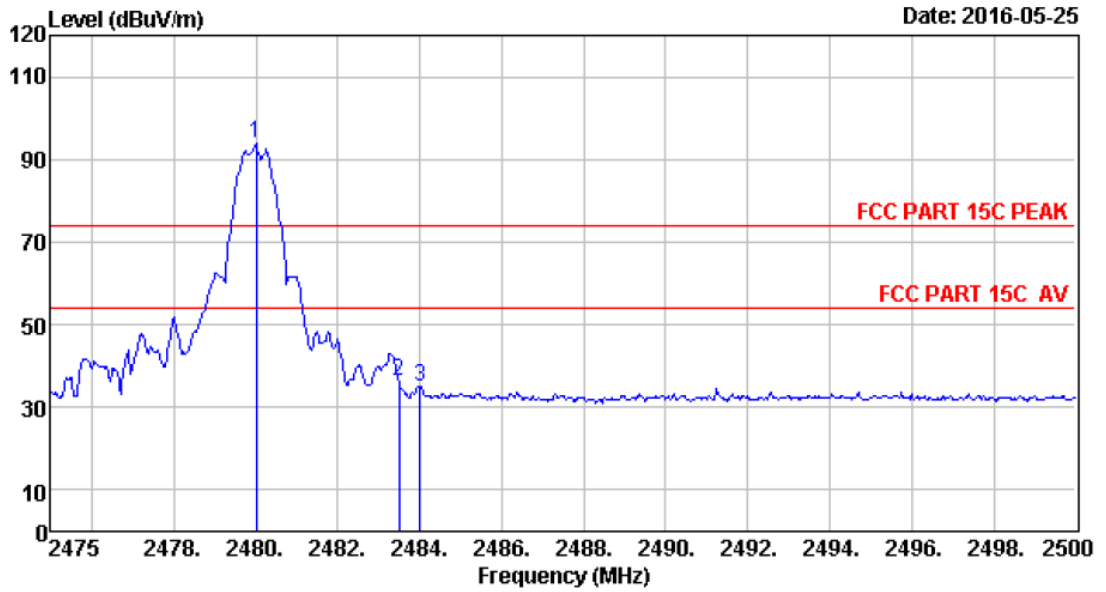
Remarks: 1. Emission Level= Antenna Factor + Cable Loss - Amp Factor + Reading.
 2. The emission levels that are 20dB below the official limit are not reported.



Site no. : 966 1# chamber Data no. : 420
 Dis. / Ant. : 3m ANT 1-18G Ant. pol. : VERTICAL
 Limit : FCC PART 15C PEAK
 Env. / Ins. : Temp:23.6';Humi:56%;Press:101.52kPa
 Engineer : Tony
 EUT : Portable Bluetooth Speaker
 Power : AC 120V/60Hz
 M/N : ProMedia 2.1 BT
 Test Mode : GFSK TX 2402MHz

	Freq. (MHz)	Ant. Factor (dB/m)	Cable Loss (dB)	Amp Factor (dB)	Reading (dBuV)	Emission Level (dBuV/m)	Limits (dBuV/m)	Margin (dB)	Remark
1	2323.98	27.73	6.54	34.60	34.87	34.54	74.00	39.46	Peak
2	2390.00	27.64	6.62	34.62	32.33	31.97	74.00	42.03	Peak
3	2400.00	27.61	6.62	34.64	40.92	40.51	74.00	33.49	Peak
4	2402.08	27.61	6.62	34.64	90.69	90.28	74.00	-16.28	Peak

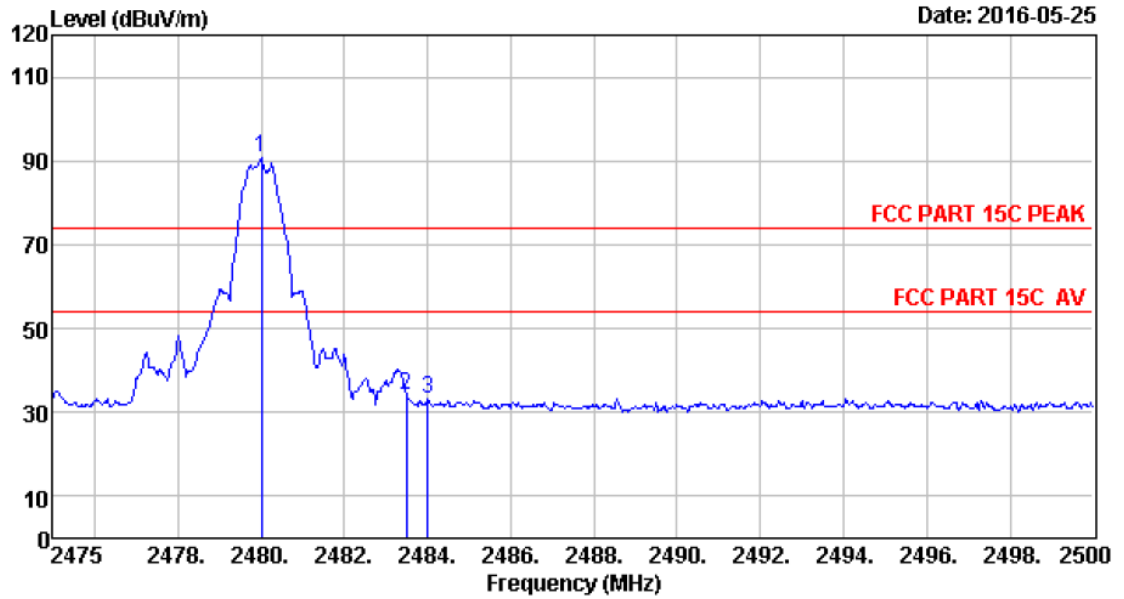
Remarks: 1. Emission Level= Antenna Factor + Cable Loss - Amp Factor + Reading.
 2. The emission levels that are 20dB below the official limit are not reported.



Site no. : 966 1# chamber Data no. : 421
 Dis. / Ant. : 3m ANT 1-18G Ant. pol. : VERTICAL
 Limit : FCC PART 15C PEAK
 Env. / Ins. : Temp:23.6';Humi:56%;Press:101.52kPa
 Engineer : Tony
 EUT : Portable Bluetooth Speaker
 Power : AC 120V/60Hz
 M/N : ProMedia 2.1 BT
 Test Mode : GFSK TX 2480MHz

	Freq. (MHz)	Ant. Factor (dB/m)	Cable Loss (dB)	Amp Factor (dB)	Reading (dBuV)	Emission Level (dBuV/m)	Limits (dBuV/m)	Margin (dB)	Remark
1	2480.00	27.58	6.71	35.11	94.60	93.78	74.00	-19.78	Peak
2	2483.50	27.58	6.71	35.11	37.04	36.22	74.00	37.78	Peak
3	2484.00	27.58	6.71	35.11	35.75	34.93	74.00	39.07	Peak

Remarks: 1. Emission Level= Antenna Factor + Cable Loss - Amp Factor + Reading.
 2. The emission levels that are 20dB below the official limit are not reported.



Site no. : 966 1# chamber Data no. : 422
 Dis. / Ant. : 3m ANT 1-18G Ant. pol. : HORIZONTAL
 Limit : FCC PART 15C PEAK
 Env. / Ins. : Temp:23.6';Humi:56%;Press:101.52kPa
 Engineer : Tony
 EUT : Portable Bluetooth Speaker
 Power : AC 120V/60Hz
 M/N : ProMedia 2.1 BT
 Test Mode : GFSK TX 2480MHz

	Freq. (MHz)	Ant. Factor (dB/m)	Cable Loss (dB)	Amp Factor (dB)	Reading (dBuV)	Emission Level (dBuV/m)	Limits (dBuV/m)	Margin (dB)	Remark
1	2480.00	27.58	6.71	35.11	91.63	90.81	74.00	-16.81	Peak
2	2483.50	27.58	6.71	35.11	34.97	34.15	74.00	39.85	Peak
3	2484.00	27.58	6.71	35.11	34.22	33.40	74.00	40.60	Peak

Remarks: 1. Emission Level= Antenna Factor + Cable Loss - Amp Factor + Reading.
 2. The emission levels that are 20dB below the official limit are not reported.

7 6dB Bandwidth Test

7.1 Limit

For direct sequence systems, the minimum 6dB bandwidth shall be at least 500kHz

7.2 Test Procedure

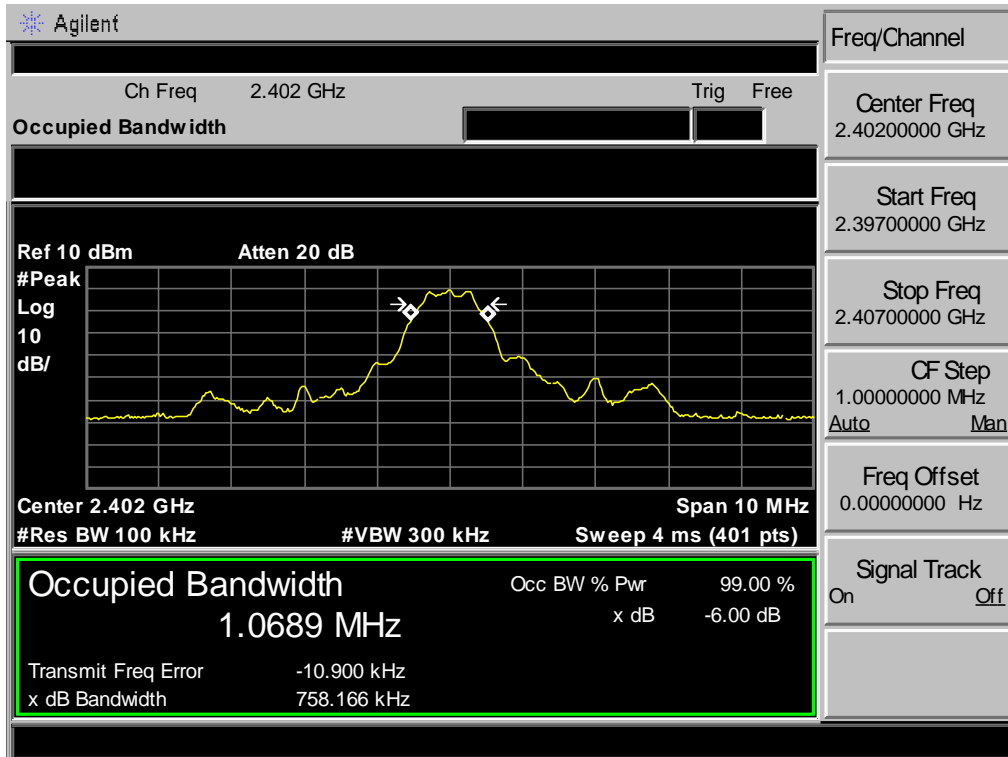
- 1, Connected the EUT's antenna port to spectrum analyzer device.
- 2, Follow the test procedure as described in KDB 558074
 - (1). Set resolution bandwidth (RBW) = 100 kHz.
 - (2). Set the video bandwidth (VBW) $\geq 3 \times$ RBW.
 - (3). Detector = Peak.
 - (4). Trace mode = max hold.
 - (5). Sweep = auto couple.
 - (6). Allow the trace to stabilize.
 - (7). Measure the maximum width of the emission that is constrained by the frequencies associated with the two outermost amplitude points (upper and lower) that are attenuated by 6 dB relative to the maximum level measured in the fundamental emission.

7.3 Test Result

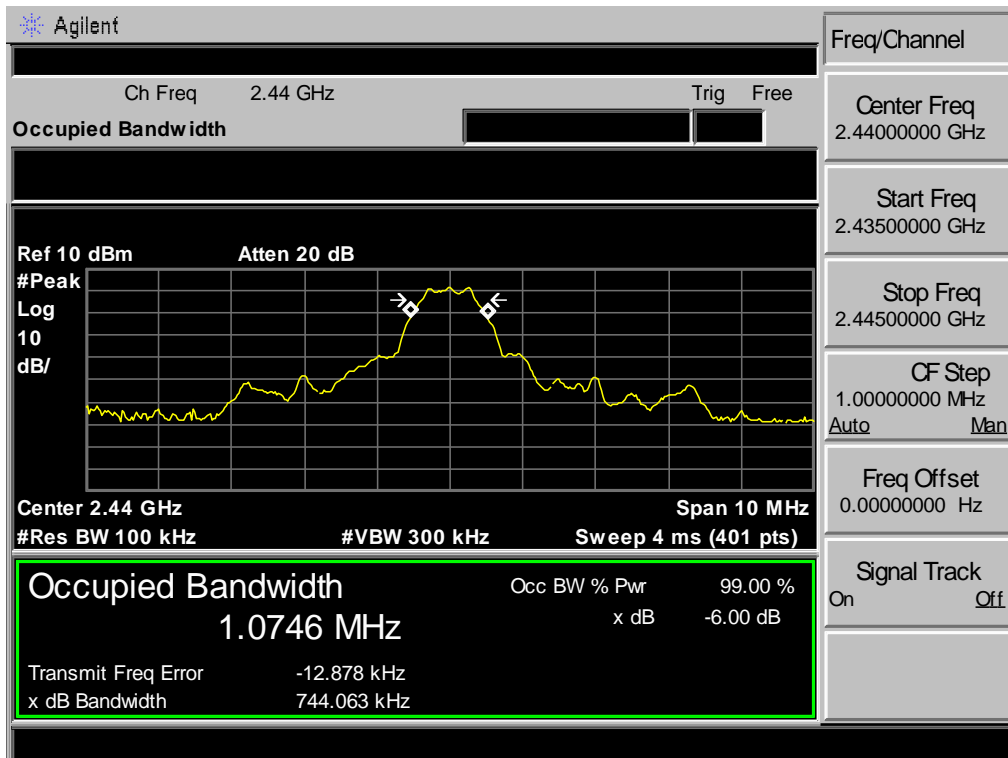
EUT: Bluetooth Speaker			
M/N: ProMedia 2.1 BT			
Test date: 2016-05-24		Tested by: Tony.Tang	
Test site: RF Site			
Test Mode	CH	6dB bandwidth (MHz)	Limit (KHz)
BT 4.0-BLE GFSK	CH1	0.758	>500
	CH20	0.744	>500
	CH40	0.760	>500
Conclusion : PASS			

7.4 Test Data

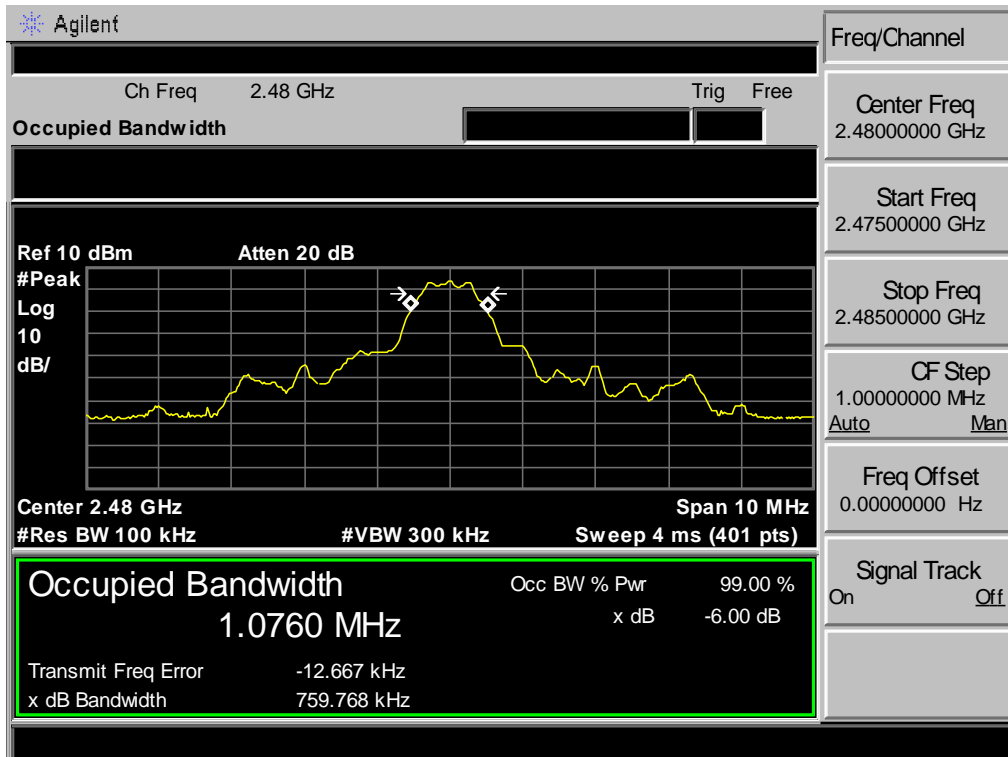
Test Mode: BT 4.0-BLE GFSK 2402MHz



Test Mode: BT 4.0-BLE GFSK 2440MHz



Test Mode: BT 4.0-BLE GFSK 2480MHz



8 OUTPUT POWER TEST

8.1 Limit

For systems using digital modulation in the 2400—2483.5MHz, The Peak out put Power shall not exceed 1W(30dBm)

8.2 Test Procedure

8.3 Test Procedure

- 1, Connected the EUT's antenna port to spectrum analyzer device.
- 2, Follow the test procedure as described in KDB 558074
 - (1). Set the RBW \geq DTS bandwidth.
 - (2). Set VBW \geq 3 x RBW.
 - (3). Set span \geq 3 x RBW.
 - (4). Sweep time = auto couple.
 - (5). Detector = peak.
 - (6). Trace mode = max hold.
 - (7). Allow trace to fully stabilize.
 - (8). Use peak marker function to determine the peak amplitude level.

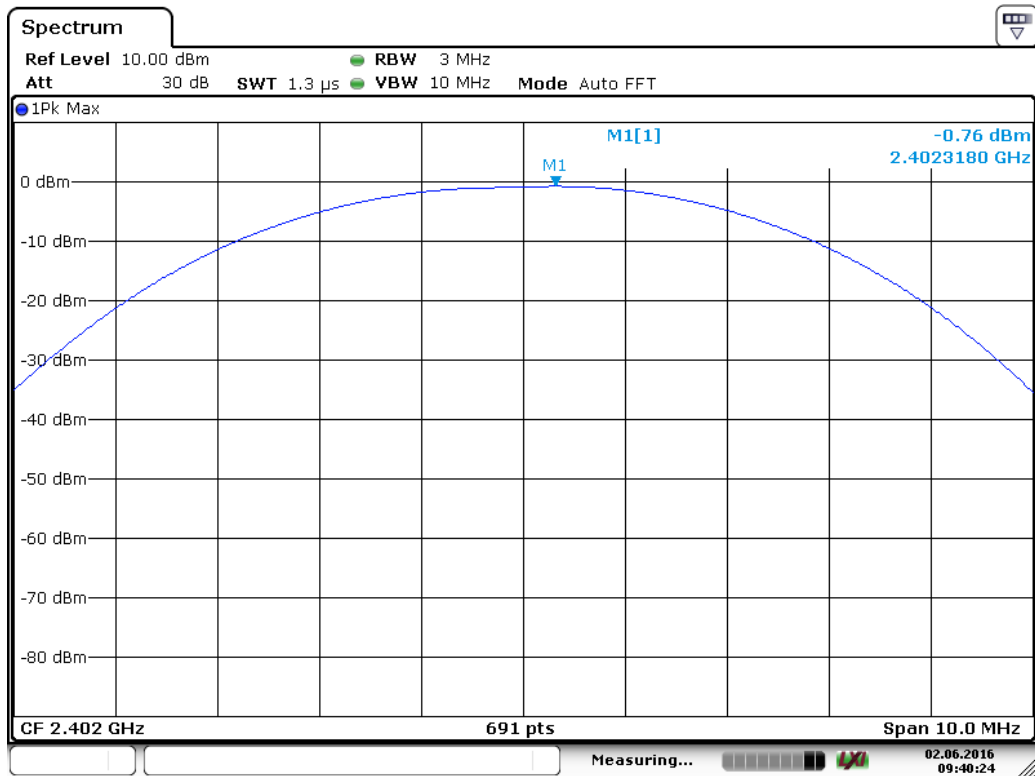
Note: The cable loss and attenuator loss were offset into measure device as an amplitude offs

8.4 Test Result

EUT: Bluetooth Speaker			
M/N: ProMedia 2.1 BT			
Test date: 2016-06-02		Test site: 3m Chamber	Tested by: Tony Tang
Pass			
Test Mode	CH	Peak output Power (dBm)	Limit (dBm)
BT 4.0-BLE GFSK	CH1	-0.76	30
	CH20	2.62	30
	CH40	3.56	30
Conclusion : PASS			

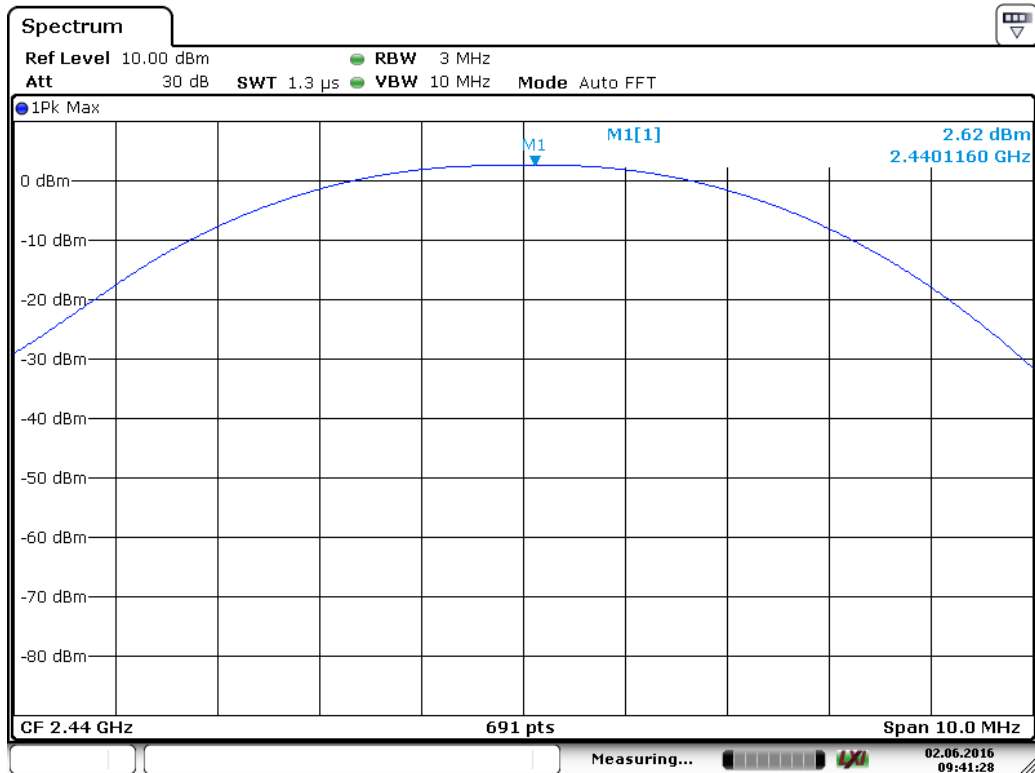
8.5 Test Data

Test Mode: BT 4.0-BLE GFSK 2402MHz



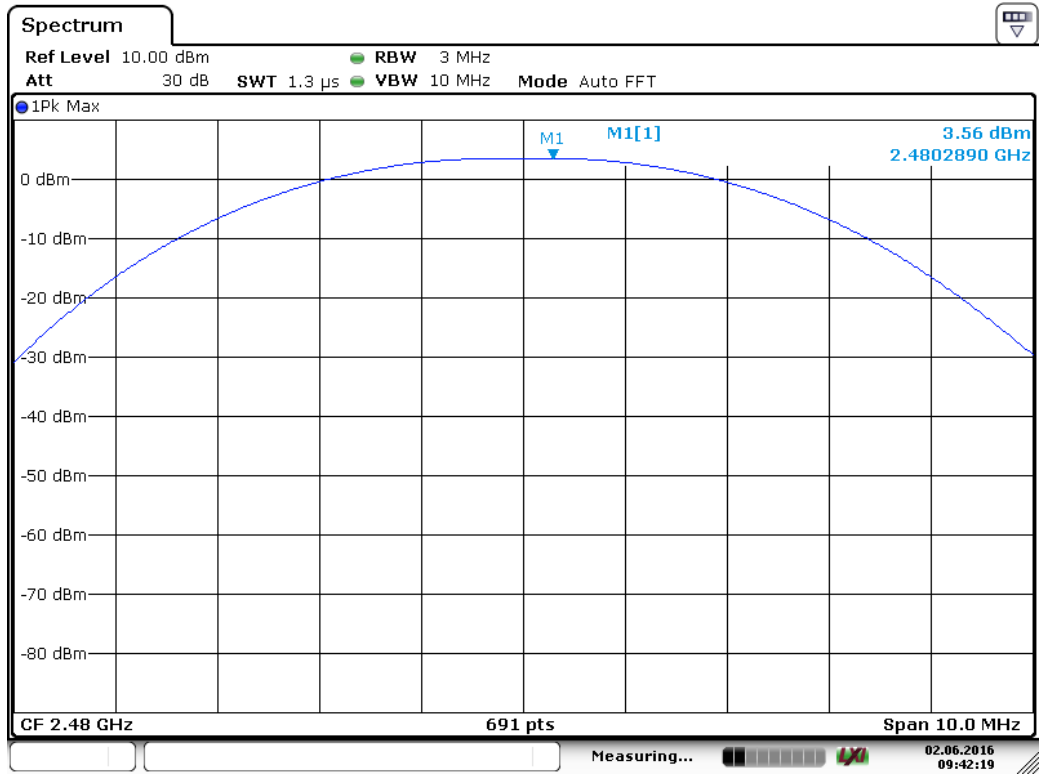
Date: 2 JUN 2016 09:40:24

Test Mode: BT 4.0-BLE GFSK 2440MHz



Date: 2 JUN 2016 09:41:28

Test Mode: BT 4.0-BLE GFSK 2480MHz



Date: 2 JUN 2016 09:42:19

9 POWER SPECTRAL DENSITY TEST

9.1 Limit

For digitally modulated systems, the power spectral density conducted from the intentional radiator to the antenna shall not be greater than 8dBm in any 3kHz band during any time interval of continuous transmission.

9.2 Test Procedure

- 1, Connected the EUT's antenna port to spectrum analyzer device.

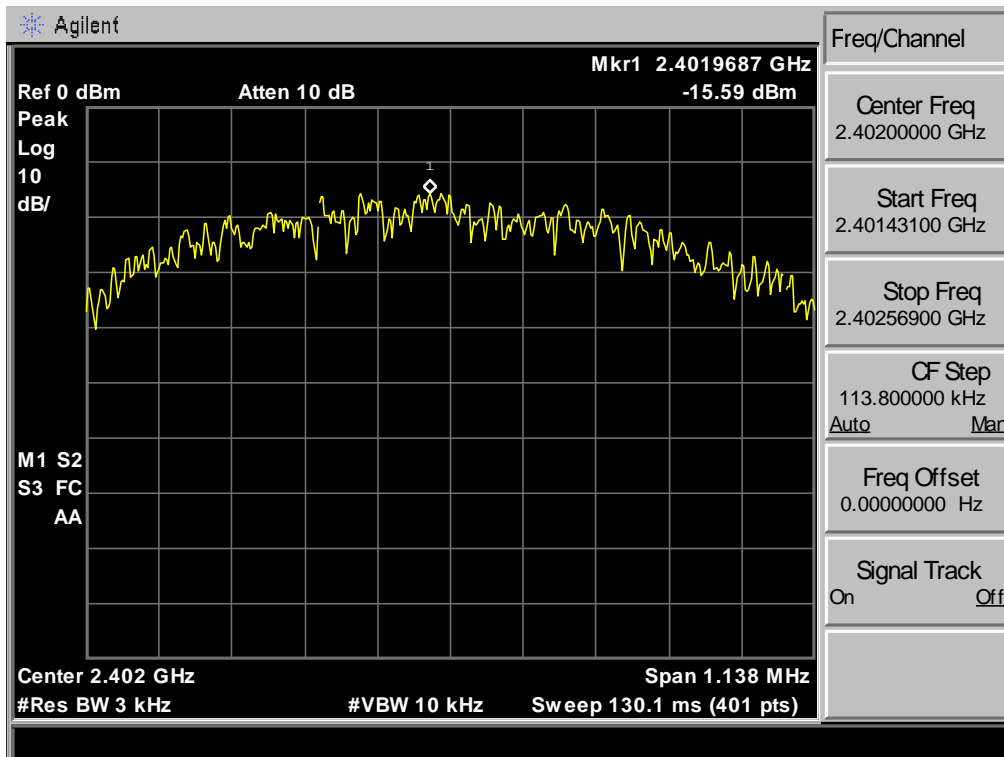
- 2, Follow the test procedure as described in KDB 558074
 - (1). Set analyzer center frequency to DTS channel center frequency.
 - (2). Set the span to 1.5 times the DTS bandwidth.
 - (3). Set the RBW to: $3 \text{ kHz} \leq \text{RBW} \leq 100 \text{ kHz}$.
 - (4). Set the VBW $\geq 3 \text{ RBW}$.
 - (5). Detector = peak.
 - (6). Sweep time = auto couple.
 - (7). Trace mode = max hold.
 - (8). Allow trace to fully stabilize.
 - (9). Use the peak marker function to determine the maximum amplitude level.
 - (10). If measured value exceeds limit, reduce RBW (no less than 3 kHz) and repeat.

9.3 Test Result

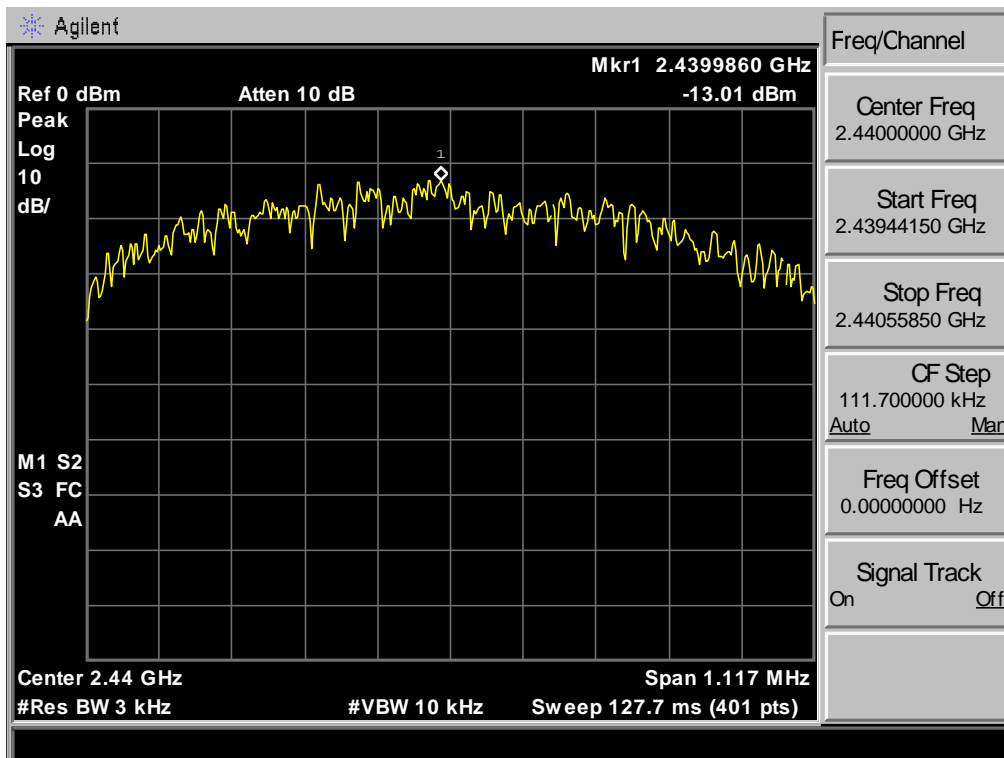
EUT: Bluetooth Speaker			
M/N: ProMedia 2.1 BT			
Test date: 2016-05-24		Test site: 3m Chamber	Tested by: Tony Tang
Pass			
Test Mode	CH	Power density (dBm/3kHz)	Limit (dBm/3kHz)
BT 4.0-BLE GFSK	CH1	-15.59	8
	CH20	-13.01	8
	CH40	-10.53	8
Conclusion : PASS			

9.4 Test Data

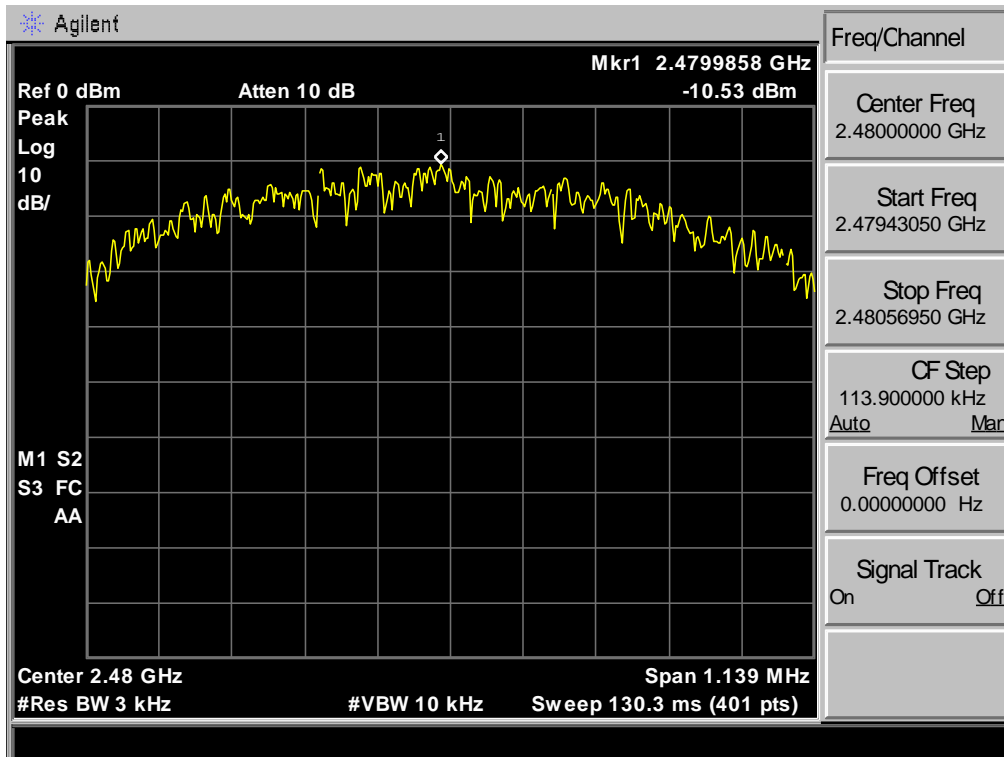
Test Mode: BT 4.0-BLE GFSK 2402MHz



Test Mode: BT 4.0-BLE GFSK 2440MHz



Test Mode: BT 4.0-BLE GFSK 2480MHz



10 ANTENNA REQUIREMENTS

10.1 Limit


For intentional device, according to FCC 47 CFR Section 15.203, an intentional radiator shall be designed to ensure that no antenna other than that furnished by the responsible party shall be used with the device. And according to FCC 47 CFR Section 15.247 (b), if transmitting antennas of directional gain greater than 6dBi are used, the power shall be reduced by the amount in dB that the directional gain of the antenna exceeds 6dBi.

10.2 Result


The antennas used for this product are integral Patch Antenna and that no antenna other than that furnished by the responsible party shall be used with the device, the maximum peak gain of the transmit antenna is only 0dBi.

11 TEST SETUP PHOTO


Conducted Test




Radiated Test (30-1000 MHz)



Radiated Test (1000-25000 MHz)



Radiated Test (Above 18000 MHz)



12PHOTO EUT

External Photos
M/N: ProMedia 2.1 BT



External Photos
M/N: ProMedia 2.1 BT





External Photos
M/N: ProMedia 2.1 BT




External Photos
M/N: ProMedia 2.1 BT




Internal Photos
M/N: ProMedia 2.1 BT




Internal Photos
M/N: ProMedia 2.1 BT



Bluetooth
Antenna



Internal Photos
M/N: ProMedia 2.1 BT



Internal Photos
M/N: ProMedia 2.1 BT

