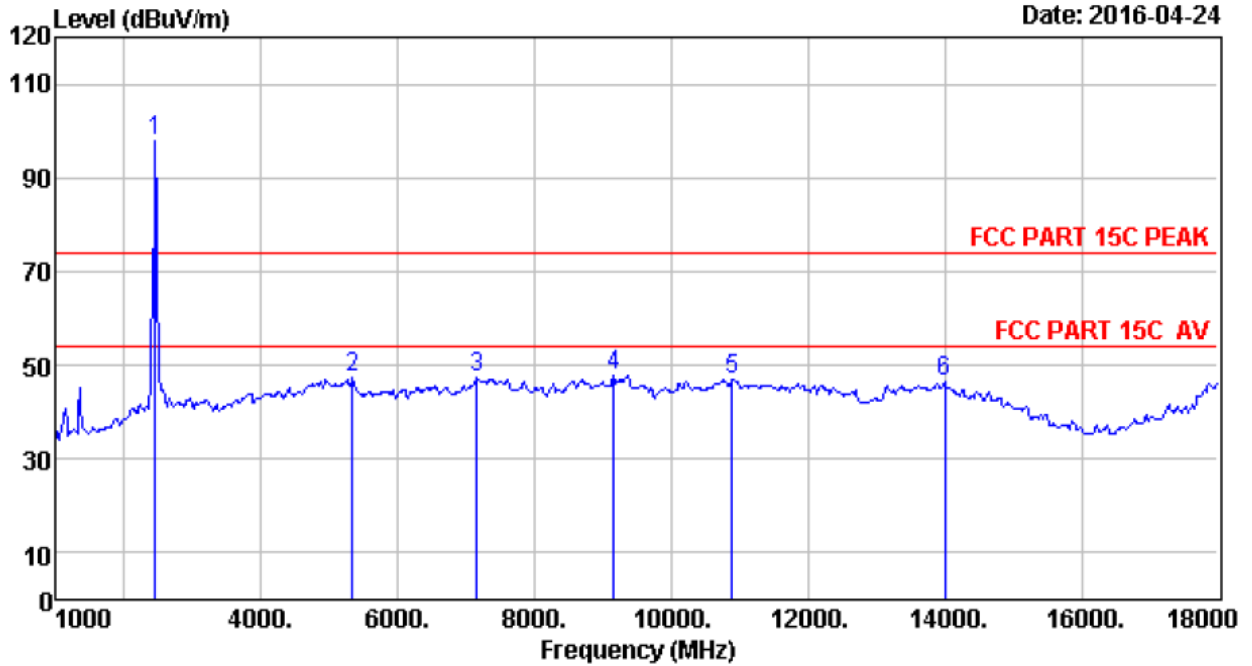


Site no. : 966 1# chamber Data no. : 466  
 Dis. / Ant. : 3m ANT 1-18G Ant. pol. : HORIZONTAL  
 Limit : FCC PART 15C PEAK  
 Env. / Ins. : Temp:23.6';Humi:56%;Press:101.52kPa  
 Engineer : Tony  
 EUT : Portable Bluetooth Speaker  
 Power : DC 3.7V  
 M/N : DS3  
 Test Mode : 8-DPSK TX 2402MHz

	Freq. (MHz)	Ant. Factor (dB/m)	Cable Loss (dB)	Amp Factor (dB)	Reading (dBuV)	Emission Level (dBuV/m)	Limits (dBuV/m)	Margin (dB)	Remark
1	2402.00	27.61	6.62	34.64	93.55	93.14	74.00	-19.14	Peak
2	4995.00	31.54	12.59	36.11	38.42	46.44	74.00	27.56	Peak
3	7426.00	36.56	11.60	34.22	36.17	50.11	74.00	23.89	Peak
4	9109.00	37.59	11.51	34.10	33.97	48.97	74.00	25.03	Peak
5	10945.00	39.46	11.29	34.13	32.36	48.98	74.00	25.02	Peak
6	13546.00	40.21	11.44	32.61	28.19	47.23	74.00	26.77	Peak

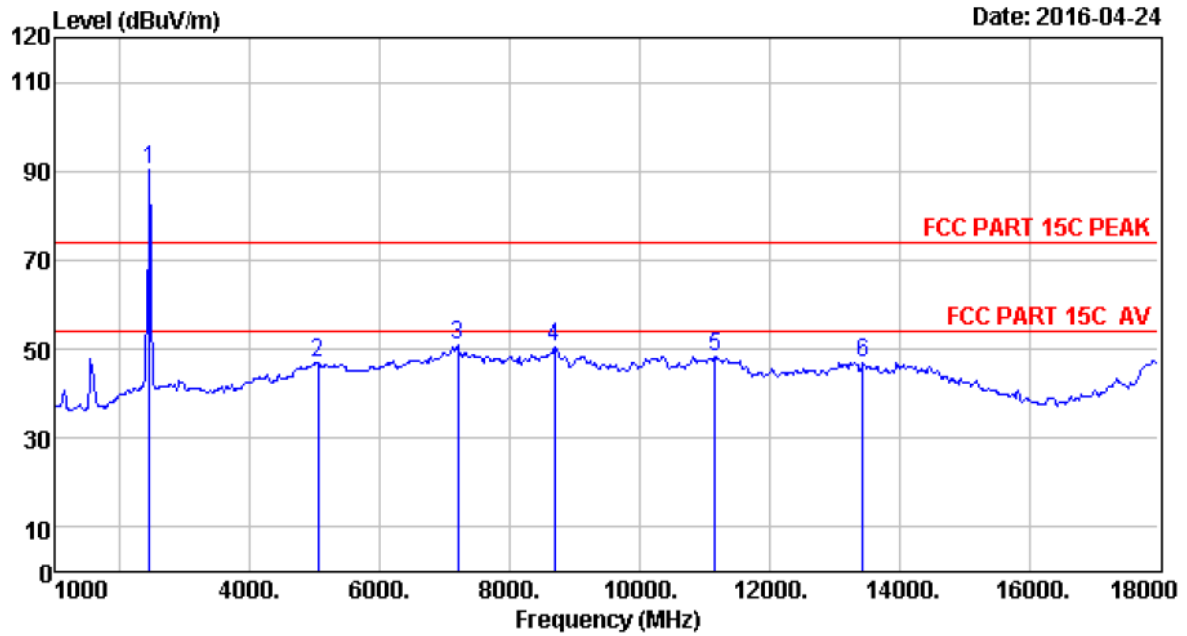
Remarks: 1. Emission Level= Antenna Factor + Cable Loss - Amp Factor + Reading.  
 2. The emission levels that are 20dB below the official limit are not reported.



Site no. : 966 1# chamber Data no. : 467  
 Dis. / Ant. : 3m ANT 1-18G Ant. pol. : VERTICAL  
 Limit : FCC PART 15C PEAK  
 Env. / Ins. : Temp:23.6';Humi:56%;Press:101.52kPa  
 Engineer : Tony  
 EUT : Portable Bluetooth Speaker  
 Power : DC 3.7V  
 M/N : DS3  
 Test Mode : 8-DPSK TX 2441MHz

	Freq. (MHz)	Ant. Factor (dB/m)	Cable Loss (dB)	Amp Factor (dB)	Reading (dBUV)	Emission Level (dBUV/m)	Limits (dBUV/m)	Margin (dB)	Remark
1	2441.00	27.60	6.67	34.85	98.27	97.69	74.00	-23.69	Peak
2	5335.00	31.71	12.19	35.85	39.14	47.19	74.00	26.81	Peak
3	7154.00	36.25	11.52	33.88	33.32	47.21	74.00	26.79	Peak
4	9160.00	37.69	11.54	34.07	32.49	47.65	74.00	26.35	Peak
5	10894.00	39.41	11.29	34.05	30.27	46.92	74.00	27.08	Peak
6	14005.00	41.46	10.90	33.01	26.94	46.29	74.00	27.71	Peak

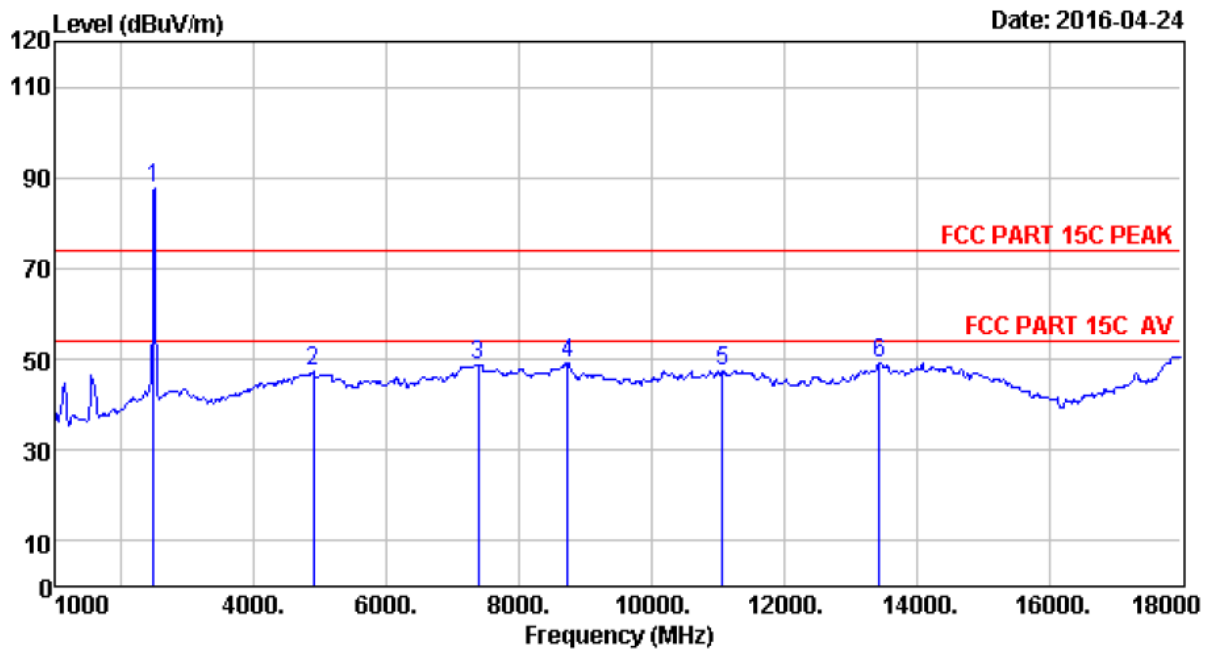
Remarks: 1. Emission Level= Antenna Factor + Cable Loss - Amp Factor + Reading.  
 2. The emission levels that are 20dB below the official limit are not reported.



Site no. : 966 1# chamber Data no. : 468  
 Dis. / Ant. : 3m ANT 1-18G Ant. pol. : HORIZONTAL  
 Limit : FCC PART 15C PEAK  
 Env. / Ins. : Temp:23.6';Humi:56%;Press:101.52kPa  
 Engineer : Tony  
 EUT : Portable Bluetooth Speaker  
 Power : DC 3.7V  
 M/N : DS3  
 Test Mode : 8-DPSK TX 2441MHz

	Freq. (MHz)	Ant. Factor (dB/m)	Cable Loss (dB)	Amp Factor (dB)	Reading (dBuV)	Emission Level (dBuV/m)	Limits (dBuV/m)	Margin (dB)	Remark
1	2441.00	27.60	6.67	34.85	90.81	90.23	74.00	-16.23	Peak
2	5046.00	31.57	12.53	36.15	39.02	46.97	74.00	27.03	Peak
3	7205.00	36.52	11.54	33.92	36.76	50.90	74.00	23.10	Peak
4	8684.00	37.32	11.45	33.66	35.25	50.36	74.00	23.64	Peak
5	11166.00	39.41	11.17	33.31	30.89	48.16	74.00	25.84	Peak
6	13444.00	39.95	11.49	32.74	28.22	46.92	74.00	27.08	Peak

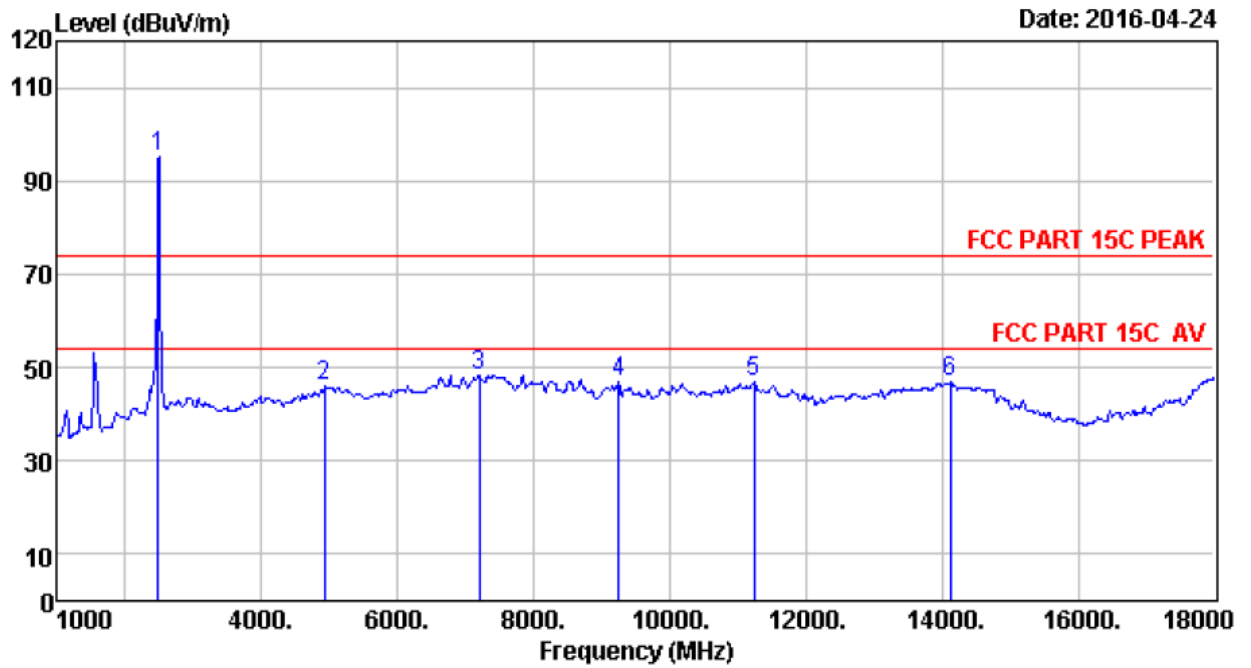
Remarks: 1. Emission Level= Antenna Factor + Cable Loss - Amp Factor + Reading.  
 2. The emission levels that are 20dB below the official limit are not reported.



Site no. : 966 1# chamber Data no. : 469  
 Dis. / Ant. : 3m ANT 1-18G Ant. pol. : HORIZONTAL  
 Limit : FCC PART 15C PEAK  
 Env. / Ins. : Temp:23.6';Humi:56%;Press:101.52kPa  
 Engineer : Tony  
 EUT : Portable Bluetooth Speaker  
 Power : DC 3.7V  
 M/N : DS3  
 Test Mode : 8-DPSK TX 2480MHz

	Freq. (MHz)	Ant. Factor (dB/m)	Cable Loss (dB)	Amp Factor (dB)	Reading (dBUV)	Emission Level (dBUV/m)	Limits (dBUV/m)	Margin (dB)	Remark
1	2480.00	27.58	6.71	35.11	88.69	87.87	74.00	-13.87	Peak
2	4893.00	31.40	12.14	35.82	39.50	47.22	74.00	26.78	Peak
3	7375.00	36.57	11.59	34.21	34.91	48.86	74.00	25.14	Peak
4	8735.00	37.40	11.45	33.76	34.18	49.27	74.00	24.73	Peak
5	11064.00	39.48	11.24	33.83	30.62	47.51	74.00	26.49	Peak
6	13444.00	39.95	11.49	32.74	30.65	49.35	74.00	24.65	Peak

Remarks: 1. Emission Level= Antenna Factor + Cable Loss - Amp Factor + Reading.  
 2. The emission levels that are 20dB below the official limit are not reported.



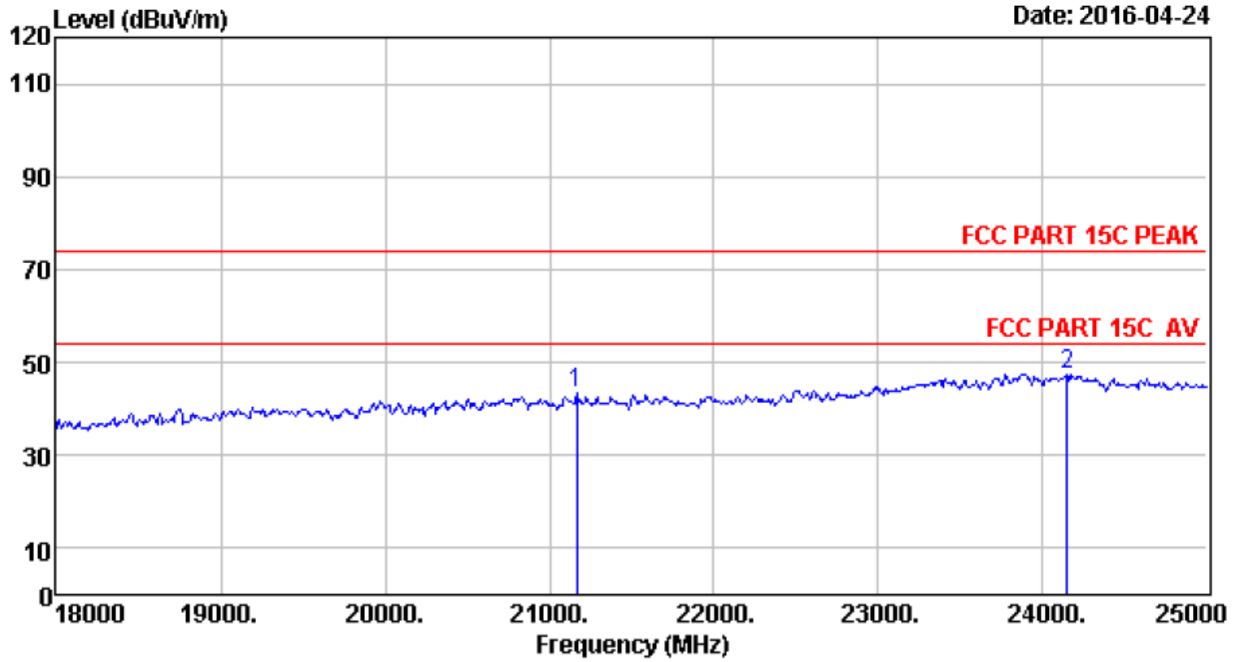
Site no. : 966 1# chamber                      Data no. : 470  
 Dis. / Ant. : 3m ANT 1-18G                      Ant. pol. : VERTICAL  
 Limit : FCC PART 15C PEAK  
 Env. / Ins. : Temp:23.6';Humi:56%;Press:101.52kPa  
 Engineer : Tony  
 EUT : Portable Bluetooth Speaker  
 Power : DC 3.7V  
 M/N : DS3  
 Test Mode : 8-DPSK TX 2480MHz

	Freq. (MHz)	Ant. Factor (dB/m)	Cable Loss (dB)	Amp Factor (dB)	Reading (dBUV)	Emission Level (dBUV/m)	Limits (dBUV/m)	Margin (dB)	Remark
1	2480.00	27.58	6.71	35.11	95.86	95.04	74.00	-21.04	Peak
2	4927.00	31.45	12.29	35.91	38.03	45.86	74.00	28.14	Peak
3	7205.00	36.52	11.54	33.92	34.33	48.47	74.00	25.53	Peak
4	9245.00	37.83	11.58	34.37	31.86	46.90	74.00	27.10	Peak
5	11234.00	39.37	11.12	33.25	29.66	46.90	74.00	27.10	Peak
6	14124.00	41.57	10.91	33.22	27.53	46.79	74.00	27.21	Peak

Remarks: 1. Emission Level= Antenna Factor + Cable Loss - Amp Factor + Reading.  
 2. The emission levels that are 20dB below the official limit are not reported.

18000MHz – 25000MHz

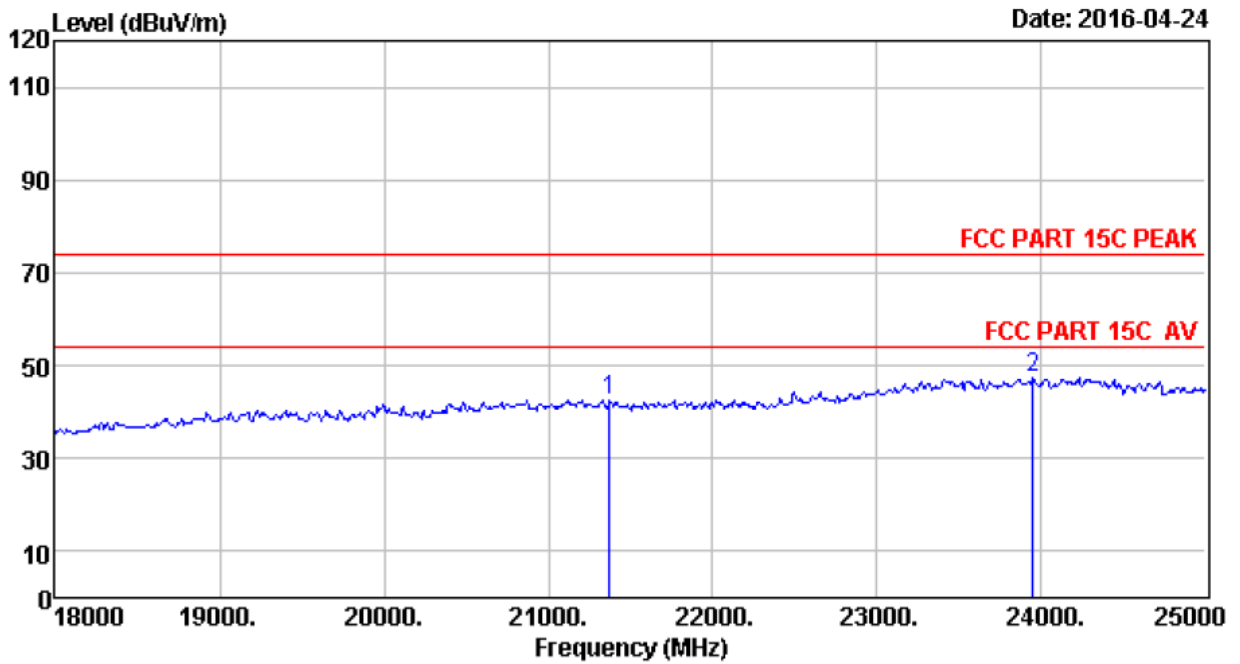
Date: 2016-04-24



Site no. : 966 1# chamber Data no. : 495  
 Dis. / Ant. : 3m ANT ABOVE 18G Ant. pol. : HORIZONTAL  
 Limit : FCC PART 15C PEAK  
 Env. / Ins. : Temp:23.6';Humi:56%;Press:101.52kPa  
 Engineer : Tony  
 EUT : Portable Bluetooth Speaker  
 Power : DC 3.7V  
 M/N : DS3  
 Test Mode : GFSK TX 2402MHz

	Freq. (MHz)	Ant. Factor (dB/m)	Cable Loss (dB)	Amp Factor (dB)	Reading (dBuV)	Emission Level (dBuV/m)	Limits (dBuV/m)	Margin (dB)	Remark
1	21164.00	46.20	20.20	35.64	12.63	43.39	74.00	30.61	Peak
2	24146.00	45.63	22.13	33.03	12.84	47.57	74.00	26.43	Peak

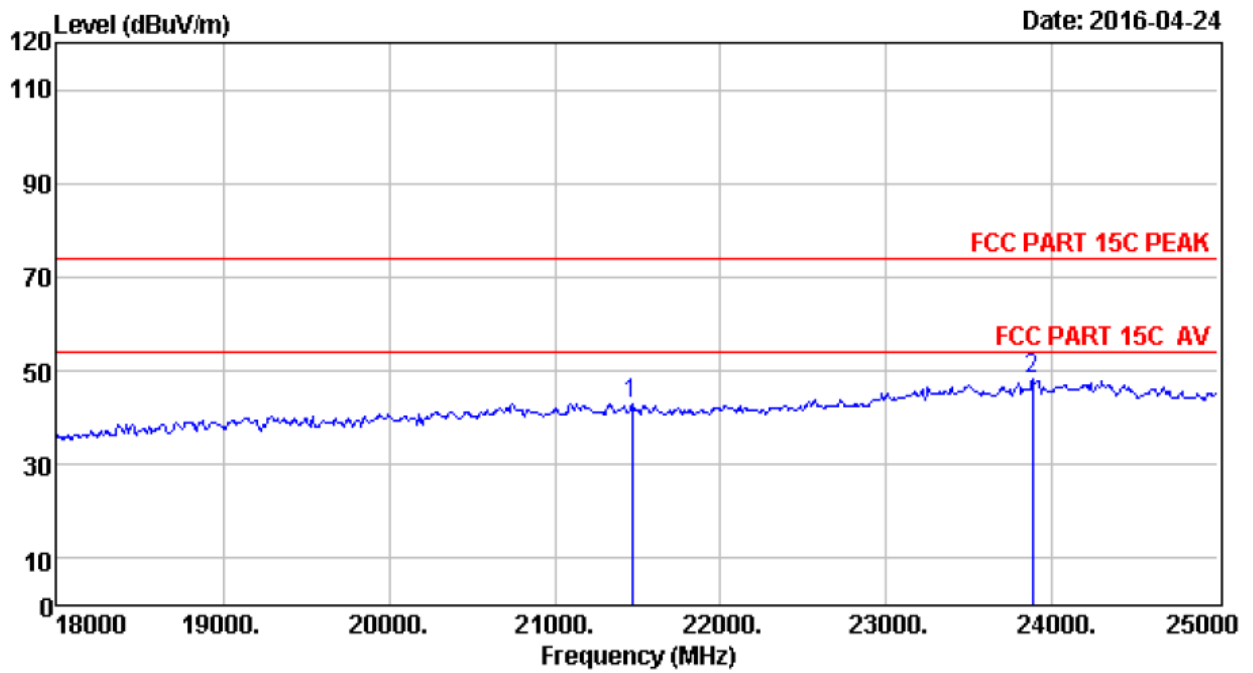
Remarks: 1. Emission Level= Antenna Factor + Cable Loss - Amp Factor + Reading.  
 2. The emission levels that are 20dB below the official limit are not reported.



Site no. : 966 1# chamber Data no. : 496  
 Dis. / Ant. : 3m ANT ABOVE 18G Ant. pol. : VERTICAL  
 Limit : FCC PART 15C PEAK  
 Env. / Ins. : Temp:23.6';Humi:56%;Press:101.52kPa  
 Engineer : Tony  
 EUT : Portable Bluetooth Speaker  
 Power : DC 3.7V  
 M/N : DS3  
 Test Mode : GFSK TX 2402MHz

	Freq. (MHz)	Ant. Factor (dB/m)	Cable Loss (dB)	Amp Factor (dB)	Reading (dBuV)	Emission Level (dBuV/m)	Limits (dBuV/m)	Margin (dB)	Remark
1	21374.00	46.08	20.29	35.46	11.65	42.56	74.00	31.44	Peak
2	23950.00	45.61	22.00	32.85	12.68	47.44	74.00	26.56	Peak

Remarks: 1. Emission Level= Antenna Factor + Cable Loss - Amp Factor + Reading.  
 2. The emission levels that are 20dB below the official limit are not reported.

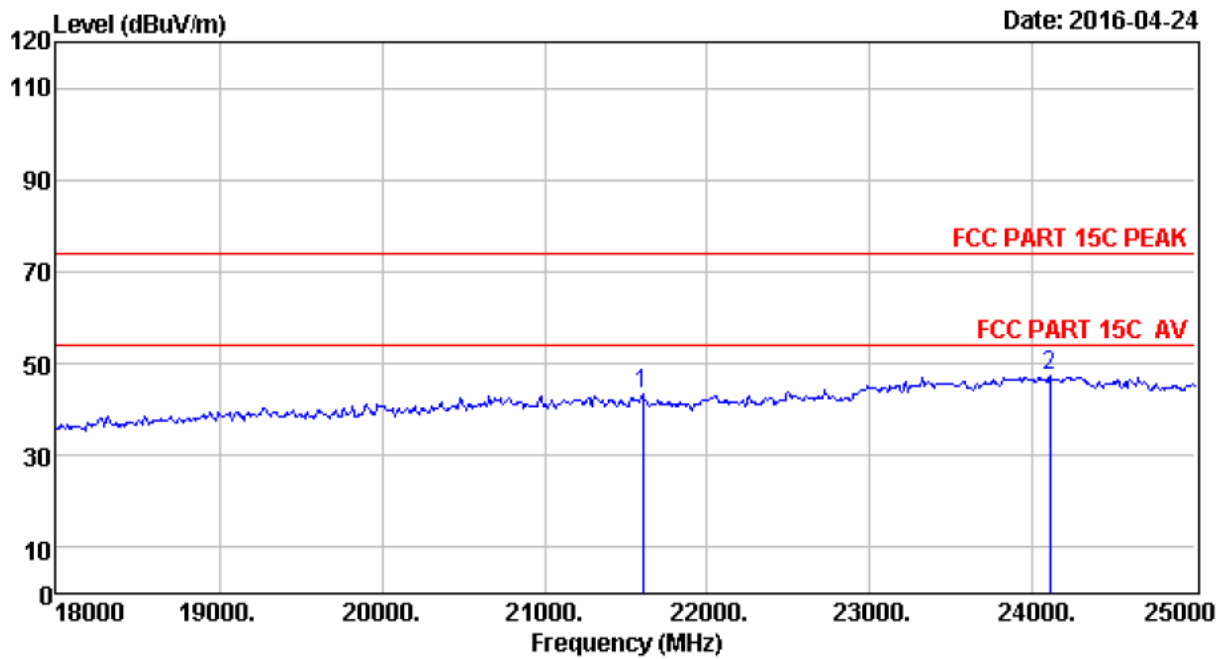


Site no. : 966 1# chamber Data no. : 497  
 Dis. / Ant. : 3m ANT ABOVE 18G Ant. pol. : VERTICAL  
 Limit : FCC PART 15C PEAK  
 Env. / Ins. : Temp:23.6';Humi:56%;Press:101.52kPa  
 Engineer : Tony  
 EUT : Portable Bluetooth Speaker  
 Power : DC 3.7V  
 M/N : DS3  
 Test Mode : GFSK TX 2441MHz

	Freq. (MHz)	Ant. Factor (dB/m)	Cable Loss (dB)	Amp Factor (dB)	Reading (dBUV)	Emission Level (dBUV/m)	Limits (dBUV/m)	Margin (dB)	Remark
1	21465.00	46.01	20.33	35.37	12.20	43.17	74.00	30.83	Peak
2	23880.00	45.63	21.94	32.93	13.57	48.21	74.00	25.79	Peak

Remarks: 1. Emission Level= Antenna Factor + Cable Loss - Amp Factor + Reading.  
 2. The emission levels that are 20dB below the official limit are not reported.

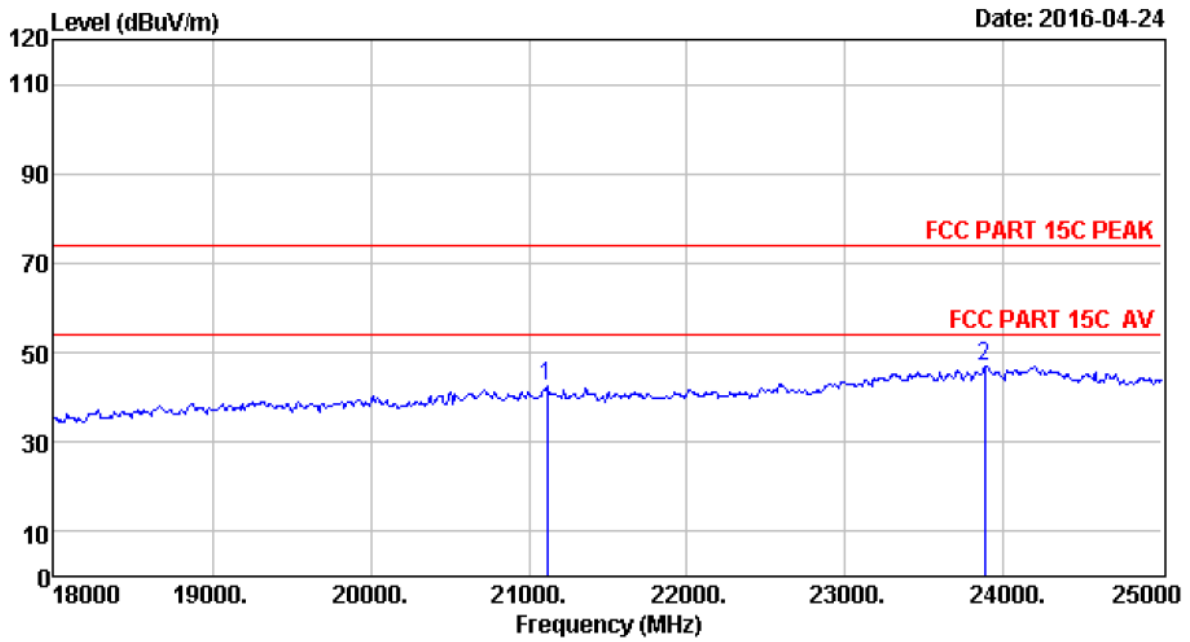




Site no. : 966 1# chamber Data no. : 498  
 Dis. / Ant. : 3m ANT ABVOE 18G Ant. pol. : HORIZONTAL  
 Limit : FCC PART 15C PEAK  
 Env. / Ins. : Temp:23.6';Humi:56%;Press:101.52kPa  
 Engineer : Tony  
 EUT : Portable Bluetooth Speaker  
 Power : DC 3.7V  
 M/N : DS3  
 Test Mode : GFSK TX 2441MHz

	Freq. (MHz)	Ant. Factor (dB/m)	Cable Loss (dB)	Amp Factor (dB)	Reading (dBuV)	Emission Level (dBuV/m)	Limits (dBuV/m)	Margin (dB)	Remark
1	21605.00	45.93	20.39	35.26	12.22	43.28	74.00	30.72	Peak
2	24104.00	45.62	22.10	32.95	12.45	47.22	74.00	26.78	Peak

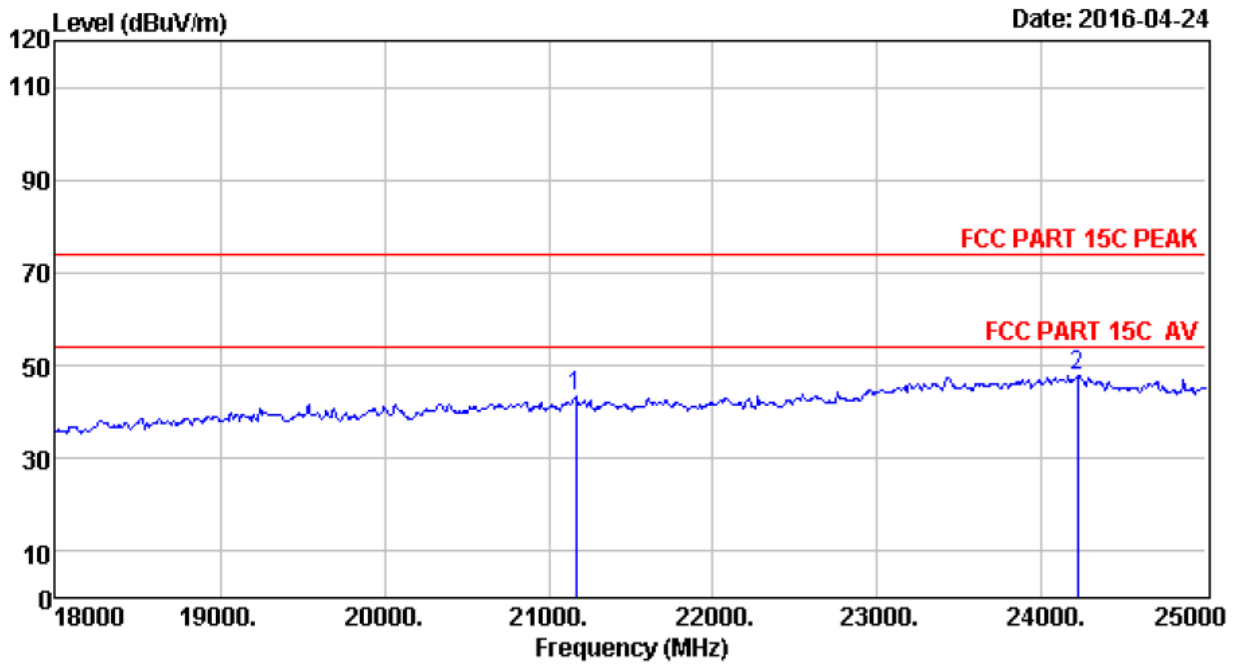
Remarks: 1. Emission Level= Antenna Factor + Cable Loss - Amp Factor + Reading.  
 2. The emission levels that are 20dB below the official limit are not reported.



Site no. : 966 1# chamber Data no. : 499  
 Dis. / Ant. : 3m ANT ABVOE 18G Ant. pol. : HORIZONTAL  
 Limit : FCC PART 15C PEAK  
 Env. / Ins. : Temp:23.6';Humi:56%;Press:101.52kPa  
 Engineer : Tony  
 EUT : Portable Bluetooth Speaker  
 Power : DC 3.7V  
 M/N : DS3  
 Test Mode : GFSK TX 2480MHz

	Freq. (MHz)	Ant. Factor (dB/m)	Cable Loss (dB)	Amp Factor (dB)	Reading (dBuV)	Emission Level (dBuV/m)	Limits (dBuV/m)	Margin (dB)	Remark
1	21115.00	46.22	20.18	35.69	11.62	42.33	74.00	31.67	Peak
2	23880.00	45.63	21.94	32.93	12.36	47.00	74.00	27.00	Peak

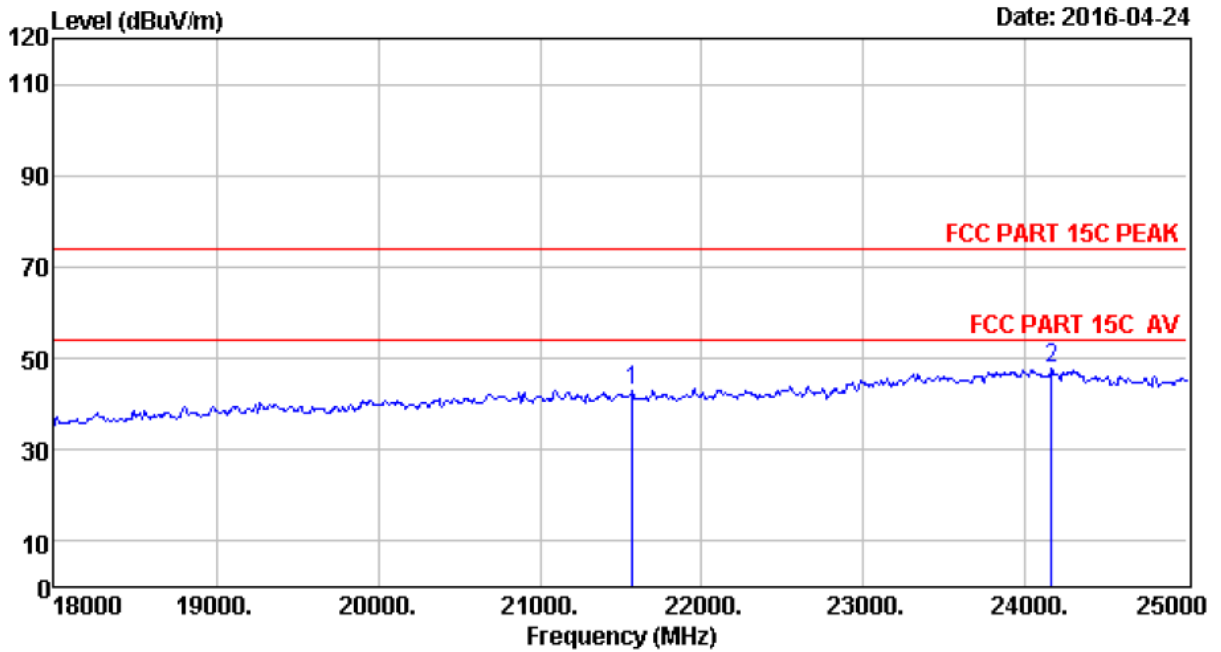
Remarks: 1. Emission Level= Antenna Factor + Cable Loss - Amp Factor + Reading.  
 2. The emission levels that are 20dB below the official limit are not reported.



Site no. : 966 1# chamber                      Data no. : 500  
 Dis. / Ant. : 3m ANT ABOVE 18G                      Ant. pol. : VERTICAL  
 Limit : FCC PART 15C PEAK  
 Env. / Ins. : Temp:23.6';Humi:56%;Press:101.52kPa  
 Engineer : Tony  
 EUT : Portable Bluetooth Speaker  
 Power : DC 3.7V  
 M/N : DS3  
 Test Mode : GFSK TX 2480MHz

	Freq. (MHz)	Ant. Factor (dB/m)	Cable Loss (dB)	Amp Factor (dB)	Reading (dBuV)	Emission Level (dBuV/m)	Limits (dBuV/m)	Margin (dB)	Remark
1	21164.00	46.20	20.20	35.64	12.64	43.40	74.00	30.60	Peak
2	24216.00	45.65	22.17	33.15	13.30	47.97	74.00	26.03	Peak

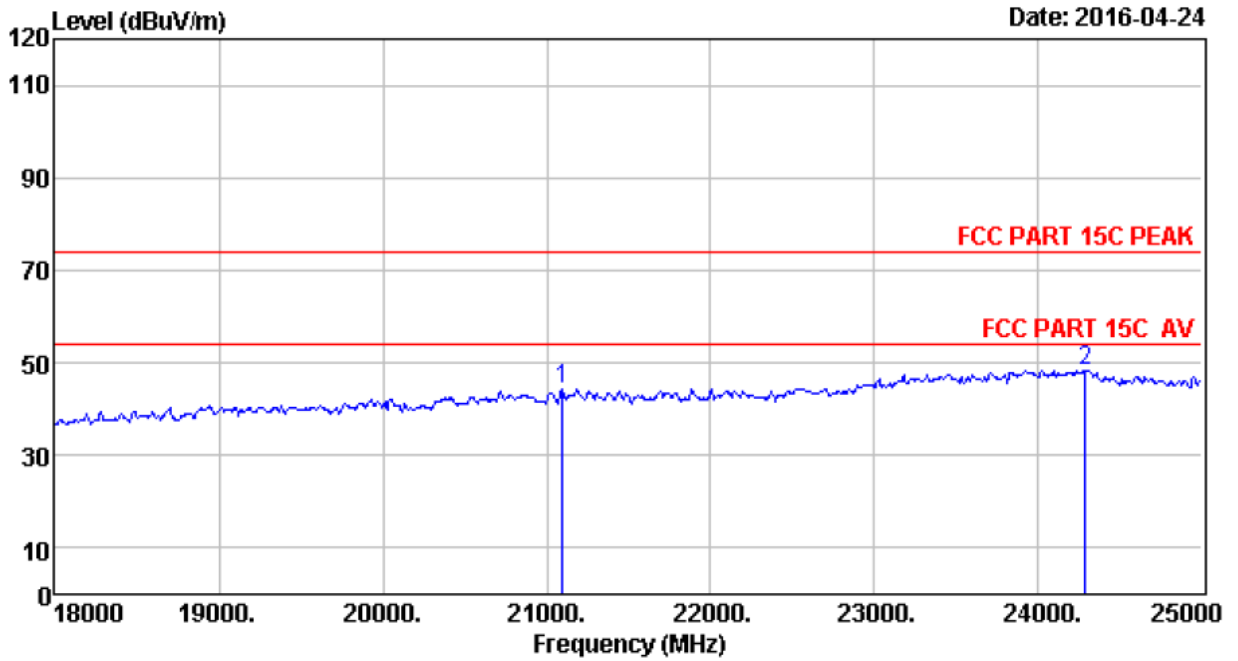
Remarks: 1. Emission Level= Antenna Factor + Cable Loss - Amp Factor + Reading.  
 2. The emission levels that are 20dB below the official limit are not reported.



Site no. : 966 1# chamber                      Data no. : 501  
 Dis. / Ant. : 3m ANT ABOVE 18G              Ant. pol. : VERTICAL  
 Limit : FCC PART 15C PEAK  
 Env. / Ins. : Temp:23.6';Humi:56%;Press:101.52kPa  
 Engineer : Tony  
 EUT : Portable Bluetooth Speaker  
 Power : DC 3.7V  
 M/N : DS3  
 Test Mode : (π/4)DQPSK TX 2402MHz

	Freq. (MHz)	Ant. Factor (dB/m)	Cable Loss (dB)	Amp Factor (dB)	Reading (dBuV)	Emission Level (dBuV/m)	Limits (dBuV/m)	Margin (dB)	Remark
1	21570.00	45.96	20.38	35.28	11.96	43.02	74.00	30.98	Peak
2	24160.00	45.63	22.13	33.03	13.00	47.73	74.00	26.27	Peak

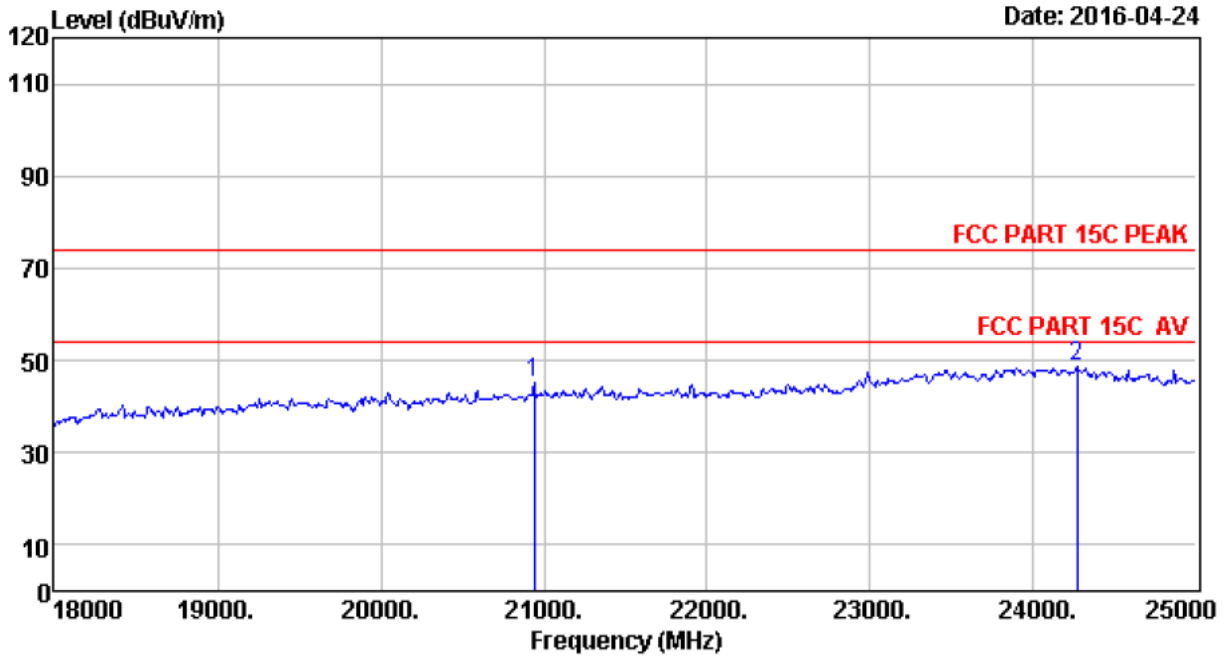
Remarks: 1. Emission Level= Antenna Factor + Cable Loss - Amp Factor + Reading.  
 2. The emission levels that are 20dB below the official limit are not reported.



Site no. : 966 1# chamber                      Data no. : 502  
 Dis. / Ant. : 3m ANT ABOVE 18G              Ant. pol. : HORIZONTAL  
 Limit : FCC PART 15C PEAK  
 Env. / Ins. : Temp:23.6';Humi:56%;Press:101.52kPa  
 Engineer : Tony  
 EUT : Portable Bluetooth Speaker  
 Power : DC 3.7V  
 M/N : DS3  
 Test Mode : (π/4)DQPSK TX 2402MHz

	Freq. (MHz)	Ant. Factor (dB/m)	Cable Loss (dB)	Amp Factor (dB)	Reading (dBuV)	Emission Level (dBuV/m)	Limits (dBuV/m)	Margin (dB)	Remark
1	21094.00	46.23	20.17	35.71	13.61	44.30	74.00	29.70	Peak
2	24286.00	45.66	22.20	33.23	13.77	48.40	74.00	25.60	Peak

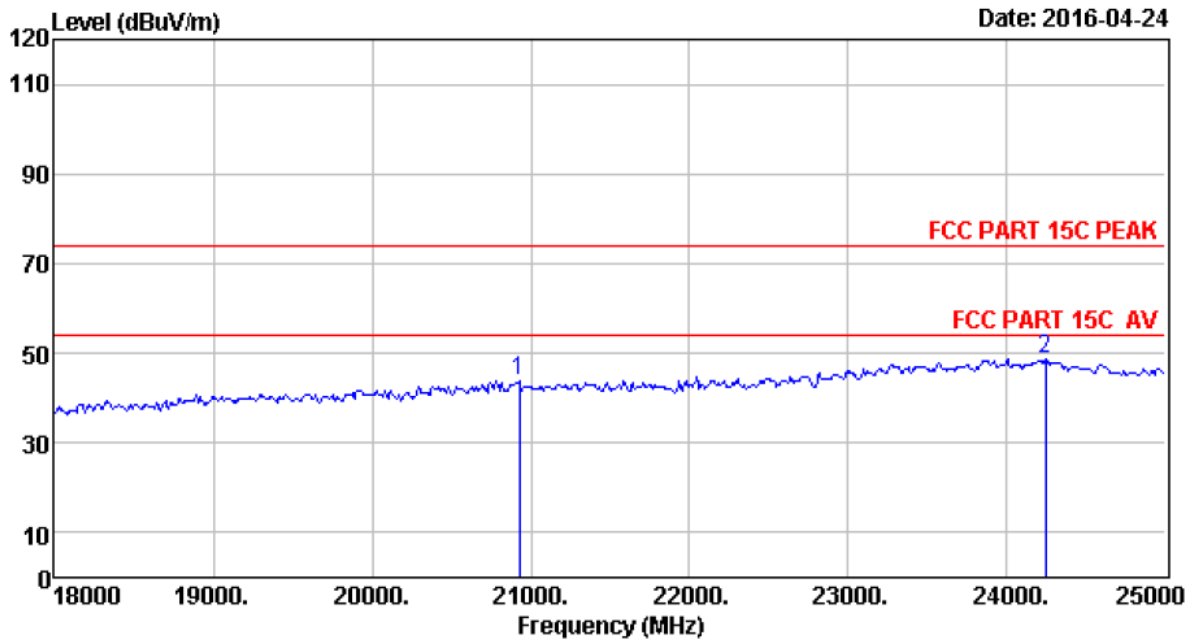
Remarks: 1. Emission Level= Antenna Factor + Cable Loss - Amp Factor + Reading.  
 2. The emission levels that are 20dB below the official limit are not reported.



Site no. : 966 1# chamber Data no. : 503  
 Dis. / Ant. : 3m ANT ABOVE 18G Ant. pol. : HORIZONTAL  
 Limit : FCC PART 15C PEAK  
 Env. / Ins. : Temp:23.6';Humi:56%;Press:101.52kPa  
 Engineer : Tony  
 EUT : Portable Bluetooth Speaker  
 Power : DC 3.7V  
 M/N : DS3  
 Test Mode : ( $\pi/4$ )DQPSK TX 2441MHz

	Freq. (MHz)	Ant. Factor (dB/m)	Cable Loss (dB)	Amp Factor (dB)	Reading (dBUV)	Emission Level (dBUV/m)	Limits (dBUV/m)	Margin (dB)	Remark
1	20940.00	46.27	20.11	35.85	14.59	45.12	74.00	28.88	Peak
2	24265.00	45.65	22.19	33.23	14.09	48.70	74.00	25.30	Peak

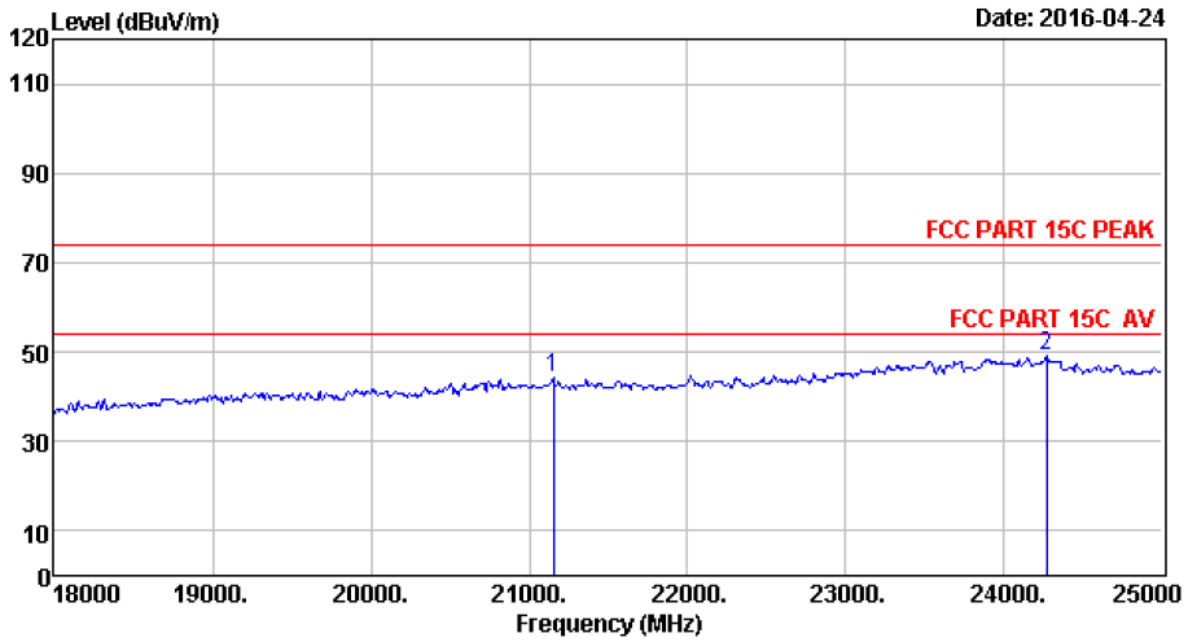
Remarks: 1. Emission Level= Antenna Factor + Cable Loss - Amp Factor + Reading.  
 2. The emission levels that are 20dB below the official limit are not reported.



Site no. : 966 1# chamber                      Data no. : 504  
 Dis. / Ant. : 3m ANT ABOVE 18G              Ant. pol. : VERTICAL  
 Limit : FCC PART 15C PEAK  
 Env. / Ins. : Temp:23.6';Humi:56%;Press:101.52kPa  
 Engineer : Tony  
 EUT : Portable Bluetooth Speaker  
 Power : DC 3.7V  
 M/N : DS3  
 Test Mode : (π/4)DQPSK TX 2441MHz

	Freq. (MHz)	Ant. Factor (dB/m)	Cable Loss (dB)	Amp Factor (dB)	Reading (dBuV)	Emission Level (dBuV/m)	Limits (dBuV/m)	Margin (dB)	Remark
1	20926.00	46.26	20.10	35.87	13.26	43.75	74.00	30.25	Peak
2	24244.00	45.65	22.18	33.19	14.27	48.91	74.00	25.09	Peak

Remarks: 1. Emission Level= Antenna Factor + Cable Loss - Amp Factor + Reading.  
 2. The emission levels that are 20dB below the official limit are not reported.

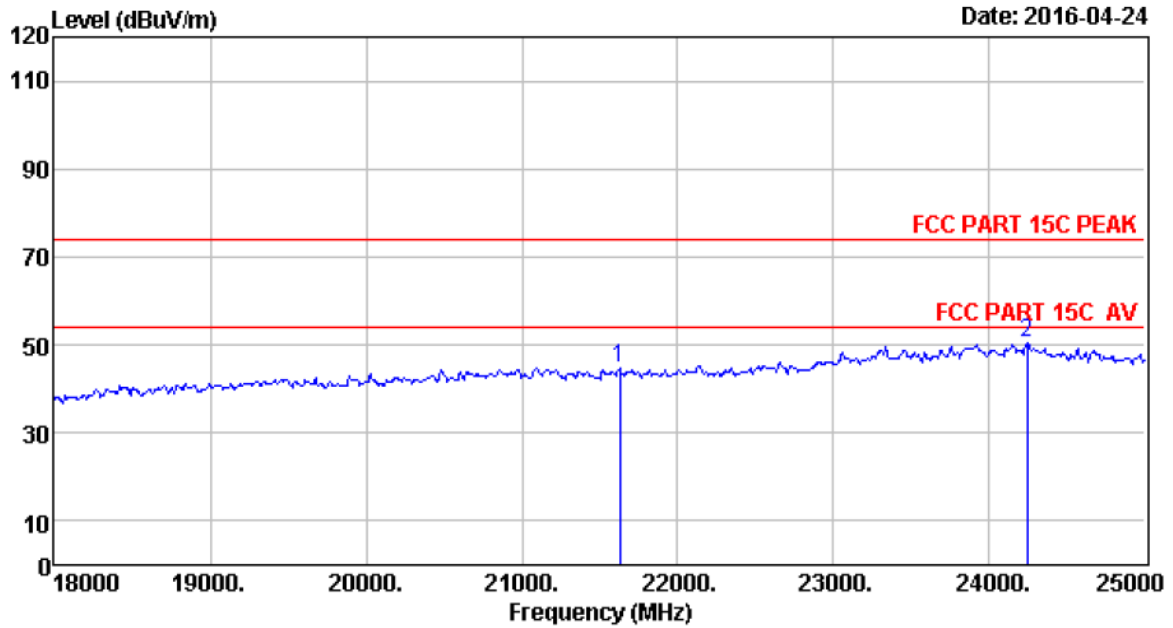


Site no. : 966 1# chamber Data no. : 505  
 Dis. / Ant. : 3m ANT ABOVE 18G Ant. pol. : VERTICAL  
 Limit : FCC PART 15C PEAK  
 Env. / Ins. : Temp:23.6';Humi:56%;Press:101.52kPa  
 Engineer : Tony  
 EUT : Portable Bluetooth Speaker  
 Power : DC 3.7V  
 M/N : DS3  
 Test Mode : ( $\pi/4$ )DQPSK TX 2480MHz

	Freq. (MHz)	Ant. Factor (dB/m)	Cable Loss (dB)	Amp Factor (dB)	Reading (dBuV)	Emission Level (dBuV/m)	Limits (dBuV/m)	Margin (dB)	Remark
1	21150.00	46.21	20.20	35.67	13.56	44.30	74.00	29.70	Peak
2	24265.00	45.65	22.19	33.23	14.73	49.34	74.00	24.66	Peak

Remarks: 1. Emission Level= Antenna Factor + Cable Loss - Amp Factor + Reading.  
 2. The emission levels that are 20dB below the official limit are not reported.

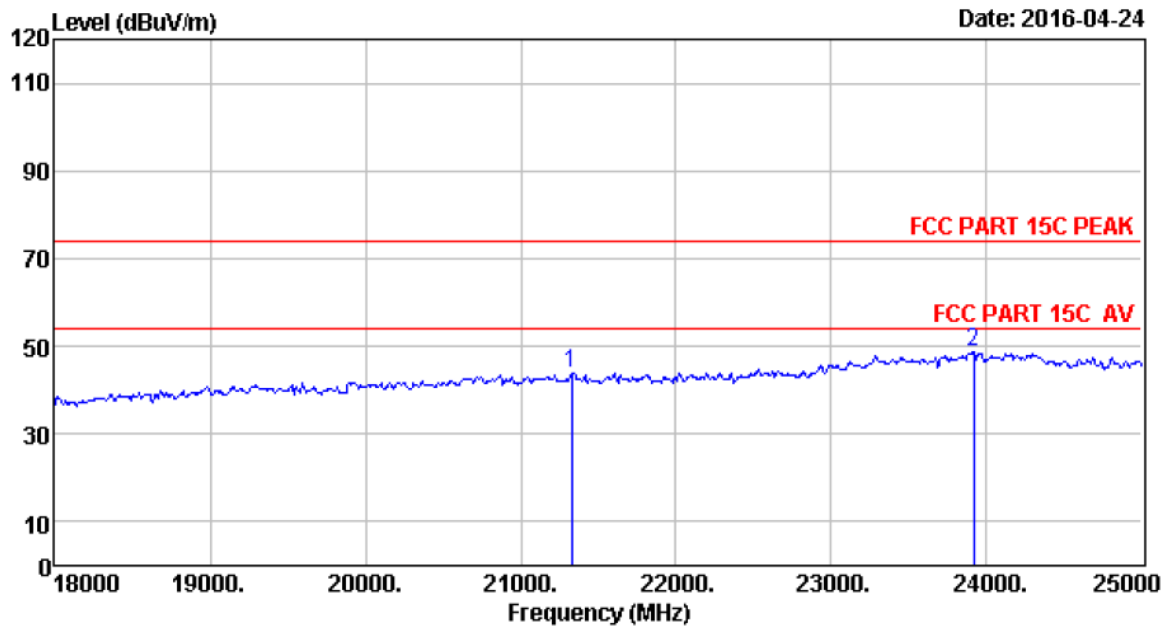




Site no. : 966 1# chamber Data no. : 506  
 Dis. / Ant. : 3m ANT ABOVE 18G Ant. pol. : HORIZONTAL  
 Limit : FCC PART 15C PEAK  
 Env. / Ins. : Temp:23.6';Humi:56%;Press:101.52kPa  
 Engineer : Tony  
 EUT : Portable Bluetooth Speaker  
 Power : DC 3.7V  
 M/N : DS3  
 Test Mode : (π/4)DQPSK TX 2480MHz

	Freq. (MHz)	Ant. Factor (dB/m)	Cable Loss (dB)	Amp Factor (dB)	Reading (dBuV)	Emission Level (dBuV/m)	Limits (dBuV/m)	Margin (dB)	Remark
1	21626.00	45.92	20.40	35.24	13.68	44.76	74.00	29.24	Peak
2	24244.00	45.65	22.18	33.19	15.78	50.42	74.00	23.58	Peak

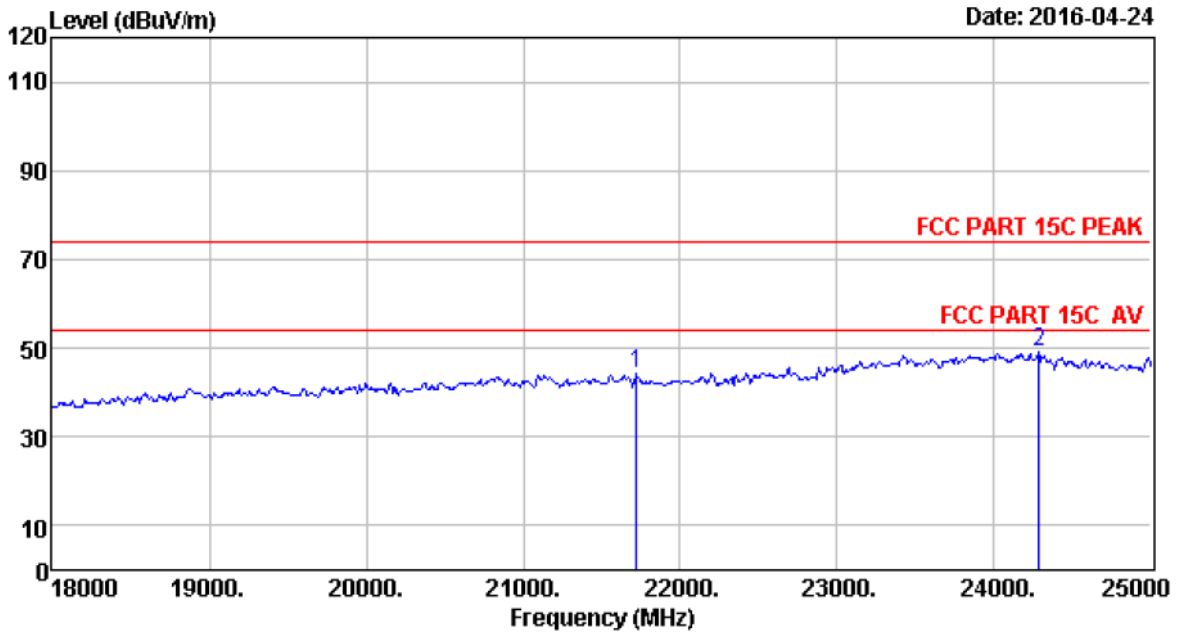
Remarks: 1. Emission Level= Antenna Factor + Cable Loss - Amp Factor + Reading.  
 2. The emission levels that are 20dB below the official limit are not reported.



Site no. : 966 1# chamber Data no. : 507  
 Dis. / Ant. : 3m ANT ABVOE 18G Ant. pol. : HORIZONTAL  
 Limit : FCC PART 15C PEAK  
 Env. / Ins. : Temp:23.6';Humi:56%;Press:101.52kPa  
 Engineer : Tony  
 EUT : Portable Bluetooth Speaker  
 Power : DC 3.7V  
 M/N : DS3  
 Test Mode : 8-DPSK TX 2402MHz

	Freq. (MHz)	Ant. Factor (dB/m)	Cable Loss (dB)	Amp Factor (dB)	Reading (dBuV)	Emission Level (dBuV/m)	Limits (dBuV/m)	Margin (dB)	Remark
1	21325.00	46.10	20.27	35.51	12.92	43.78	74.00	30.22	Peak
2	23915.00	45.62	21.97	32.88	14.15	48.86	74.00	25.14	Peak

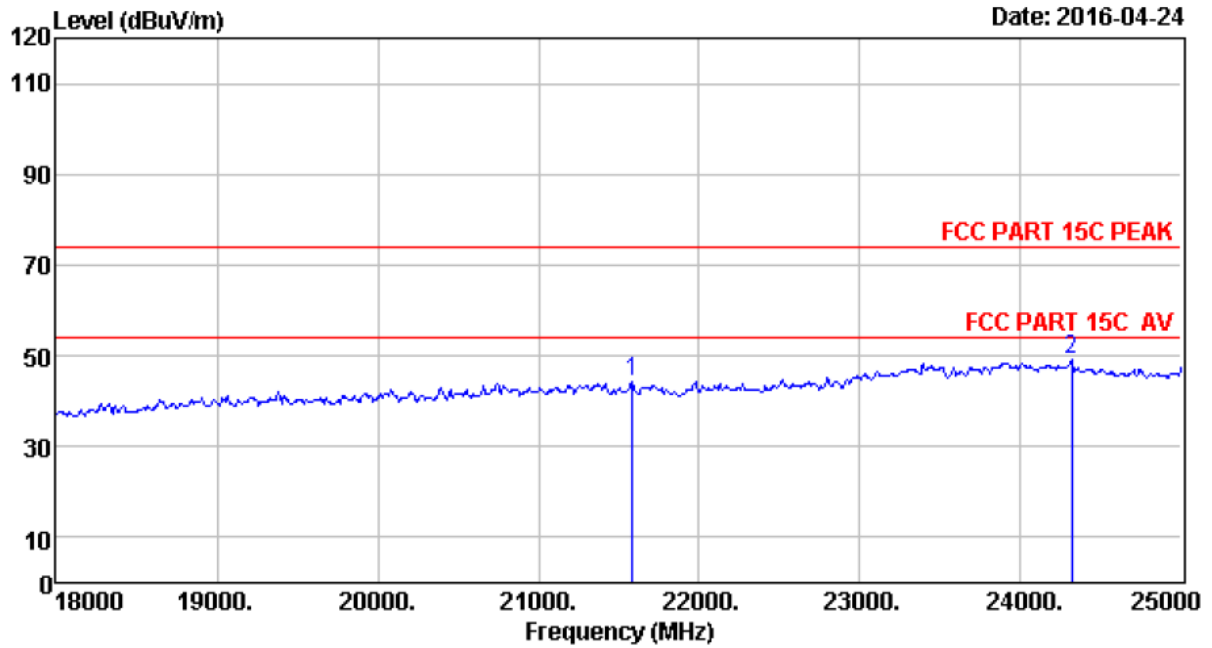
Remarks: 1. Emission Level= Antenna Factor + Cable Loss - Amp Factor + Reading.  
 2. The emission levels that are 20dB below the official limit are not reported.



Site no. : 966 1# chamber Data no. : 508  
 Dis. / Ant. : 3m ANT ABOVE 18G Ant. pol. : VERTICAL  
 Limit : FCC PART 15C PEAK  
 Env. / Ins. : Temp:23.6';Humi:56%;Press:101.52kPa  
 Engineer : Tony  
 EUT : Portable Bluetooth Speaker  
 Power : DC 3.7V  
 M/N : DS3  
 Test Mode : 8-DPSK TX 2402MHz

	Freq. (MHz)	Ant. Factor (dB/m)	Cable Loss (dB)	Amp Factor (dB)	Reading (dBuV)	Emission Level (dBuV/m)	Limits (dBuV/m)	Margin (dB)	Remark
1	21724.00	45.87	20.44	35.15	12.99	44.15	74.00	29.85	Peak
2	24286.00	45.66	22.20	33.23	14.48	49.11	74.00	24.89	Peak

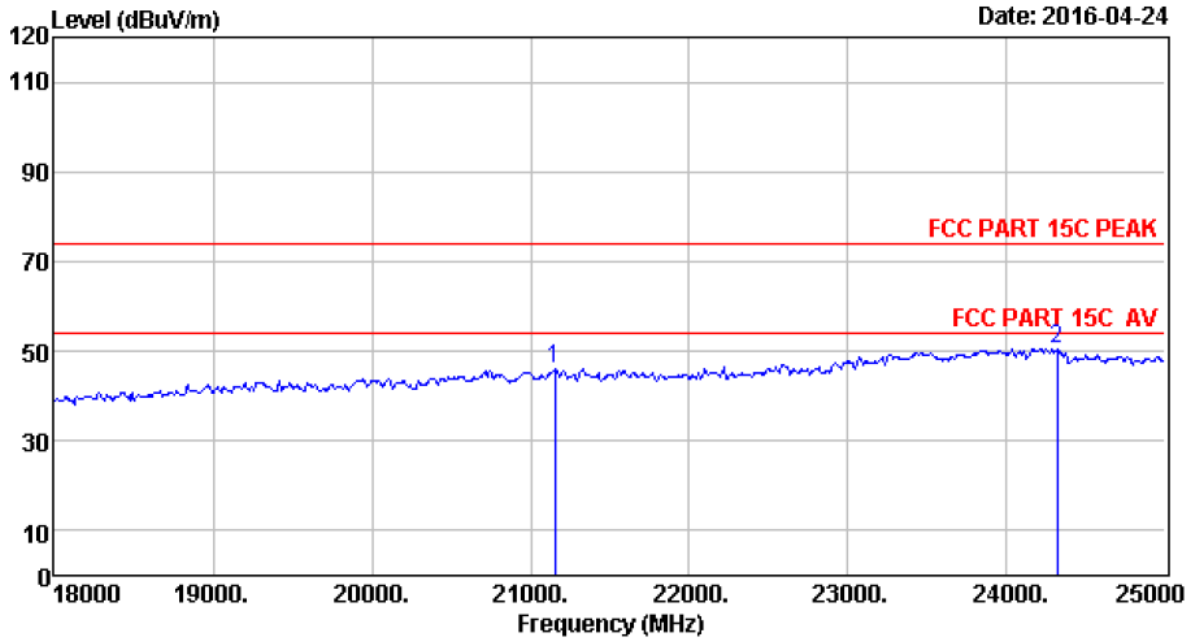
Remarks: 1. Emission Level= Antenna Factor + Cable Loss - Amp Factor + Reading.  
 2. The emission levels that are 20dB below the official limit are not reported.



Site no. : 966 1# chamber Data no. : 509  
 Dis. / Ant. : 3m ANT ABOVE 18G Ant. pol. : VERTICAL  
 Limit : FCC PART 15C PEAK  
 Env. / Ins. : Temp:23.6';Humi:56%;Press:101.52kPa  
 Engineer : Tony  
 EUT : Portable Bluetooth Speaker  
 Power : DC 3.7V  
 M/N : DS3  
 Test Mode : 8-DPSK TX 2441MHz

	Freq. (MHz)	Ant. Factor (dB/m)	Cable Loss (dB)	Amp Factor (dB)	Reading (dBuV)	Emission Level (dBuV/m)	Limits (dBuV/m)	Margin (dB)	Remark
1	21584.00	45.95	20.38	35.28	13.02	44.07	74.00	29.93	Peak
2	24314.00	45.66	22.22	33.30	14.47	49.05	74.00	24.95	Peak

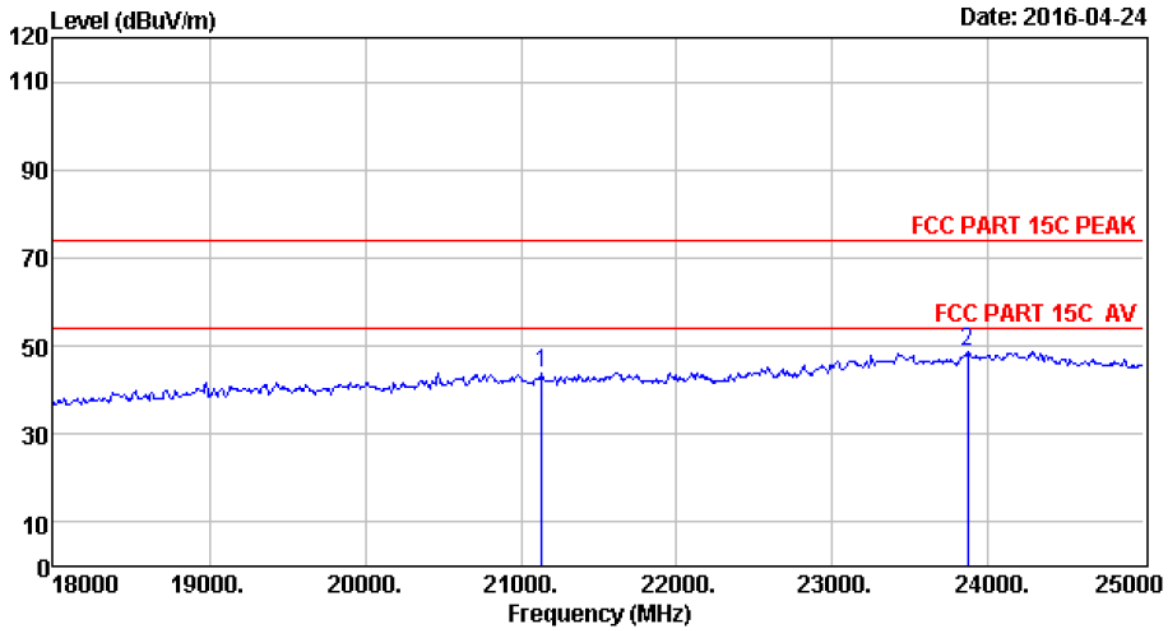
Remarks: 1. Emission Level= Antenna Factor + Cable Loss - Amp Factor + Reading.  
 2. The emission levels that are 20dB below the official limit are not reported.



Site no. : 966 1# chamber Data no. : 510  
 Dis. / Ant. : 3m ANT ABOVE 18G Ant. pol. : HORIZONTAL  
 Limit : FCC PART 15C PEAK  
 Env. / Ins. : Temp:23.6';Humi:56%;Press:101.52kPa  
 Engineer : Tony  
 EUT : Portable Bluetooth Speaker  
 Power : DC 3.7V  
 M/N : DS3  
 Test Mode : 8-DPSK TX 2441MHz

	Freq. (MHz)	Ant. Factor (dB/m)	Cable Loss (dB)	Amp Factor (dB)	Reading (dBuV)	Emission Level (dBuV/m)	Limits (dBuV/m)	Margin (dB)	Remark
1	21150.00	46.21	20.20	35.67	15.38	46.12	74.00	27.88	Peak
2	24314.00	45.66	22.22	33.30	15.95	50.53	74.00	23.47	Peak

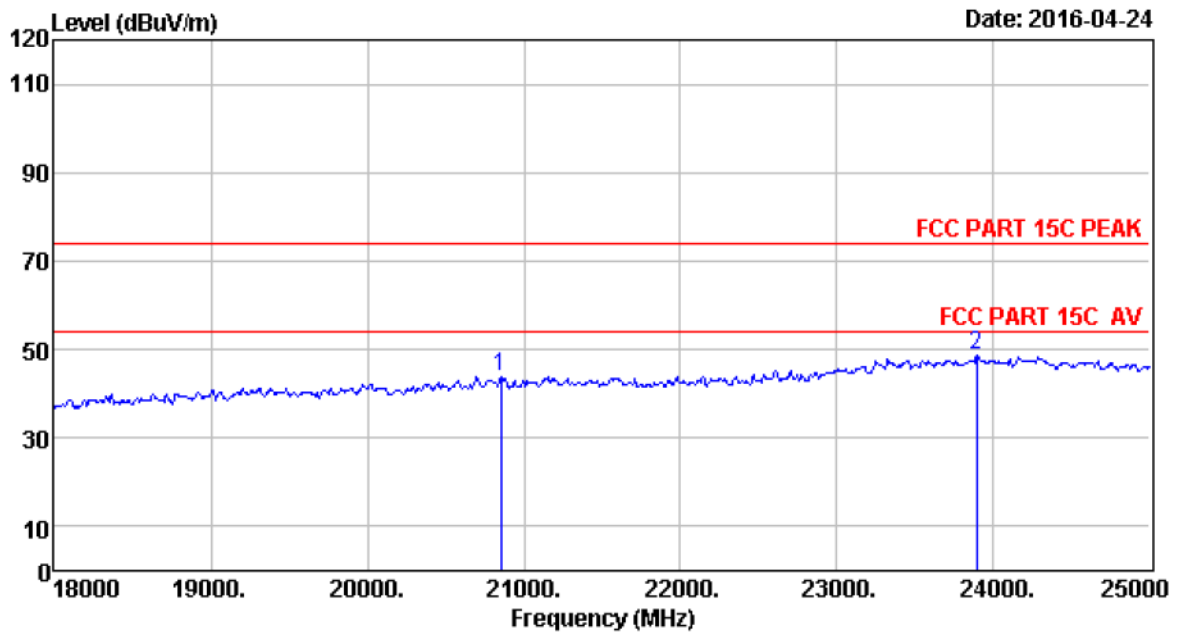
Remarks: 1. Emission Level= Antenna Factor + Cable Loss - Amp Factor + Reading.  
 2. The emission levels that are 20dB below the official limit are not reported.



Site no. : 966 1# chamber Data no. : 511  
 Dis. / Ant. : 3m ANT ABOVE 18G Ant. pol. : HORIZONTAL  
 Limit : FCC PART 15C PEAK  
 Env. / Ins. : Temp:23.6';Humi:56%;Press:101.52kPa  
 Engineer : Tony  
 EUT : Portable Bluetooth Speaker  
 Power : DC 3.7V  
 M/N : DS3  
 Test Mode : 8-DPSK TX 2480MHz

	Freq. (MHz)	Ant. Factor (dB/m)	Cable Loss (dB)	Amp Factor (dB)	Reading (dBuV)	Emission Level (dBuV/m)	Limits (dBuV/m)	Margin (dB)	Remark
1	21136.00	46.21	20.19	35.69	13.21	43.92	74.00	30.08	Peak
2	23866.00	45.63	21.93	32.93	13.89	48.52	74.00	25.48	Peak

Remarks: 1. Emission Level= Antenna Factor + Cable Loss - Amp Factor + Reading.  
 2. The emission levels that are 20dB below the official limit are not reported.



Site no. : 966 1# chamber                      Data no. : 512  
 Dis. / Ant. : 3m ANT ABOVE 18G              Ant. pol. : VERTICAL  
 Limit : FCC PART 15C PEAK  
 Env. / Ins. : Temp:23.6';Humi:56%;Press:101.52kPa  
 Engineer : Tony  
 EUT : Portable Bluetooth Speaker  
 Power : DC 3.7V  
 M/N : DS3  
 Test Mode : 8-DPSK TX 2480MHz

	Freq. (MHz)	Ant. Factor (dB/m)	Cable Loss (dB)	Amp Factor (dB)	Reading (dBuV)	Emission Level (dBuV/m)	Limits (dBuV/m)	Margin (dB)	Remark
1	20856.00	46.22	20.07	35.94	13.61	43.96	74.00	30.04	Peak
2	23894.00	45.62	21.95	32.90	14.13	48.80	74.00	25.20	Peak

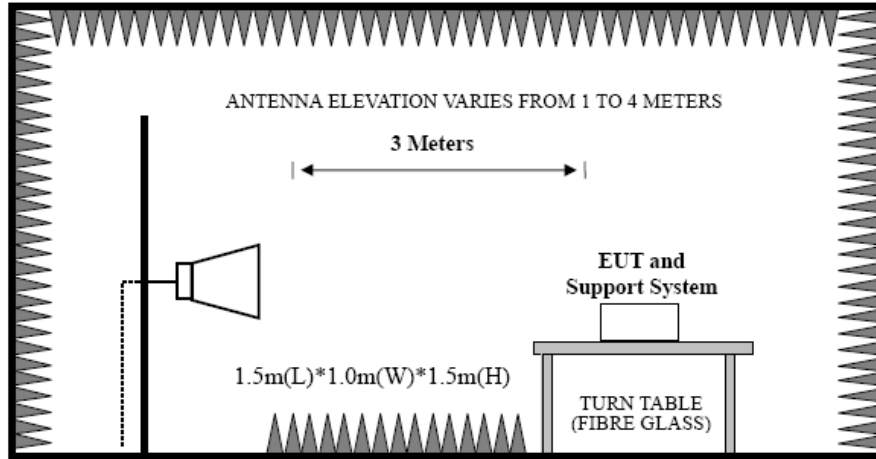
Remarks: 1. Emission Level= Antenna Factor + Cable Loss - Amp Factor + Reading.  
 2. The emission levels that are 20dB below the official limit are not reported.

## 9. BAND EDGE COMPLIANCE

### 9.1. Limit

All the lower and upper band-edges emissions appearing within 2310MHz to 2390MHz and 2483.5MHz to 2500MHz restricted frequency bands shall not exceed the limits shown in 15.209, all the other emissions outside operation frequency band 2400MHz to 2483.5MHz shall be at least 20dB below the fundamental emissions, or comply with 15.209 limits.

### 9.2. Block Diagram of Test setup



### 9.3. Test Procedure

EUT was placed on a turn table, which is 1.5 m high above ground. The turn table can rotate 360 degrees to determine the position of the maximum emission level. Power on the EUT and let it working in test mode, then test it. EUT is set 3 meters away from the receiving antenna, which is mounted on a antenna tower. The antenna can be moved up and down between 1 meter and 4 meters to find out the maximum emission level. Both horizontal and vertical polarization of the antenna are set on test.

Set the spectrum analyzer in the following setting in order to capture the lower and upper band-edges of emissions

Peak : RBW = 1MHz, VBW = 1MHz, Detector=PEAK detector, Sweep time = auto.

AV : RBW = 1MHz, VBW = 10Hz, Detector=PEAK detector, Sweep time = auto.

### 9.4. Test Result

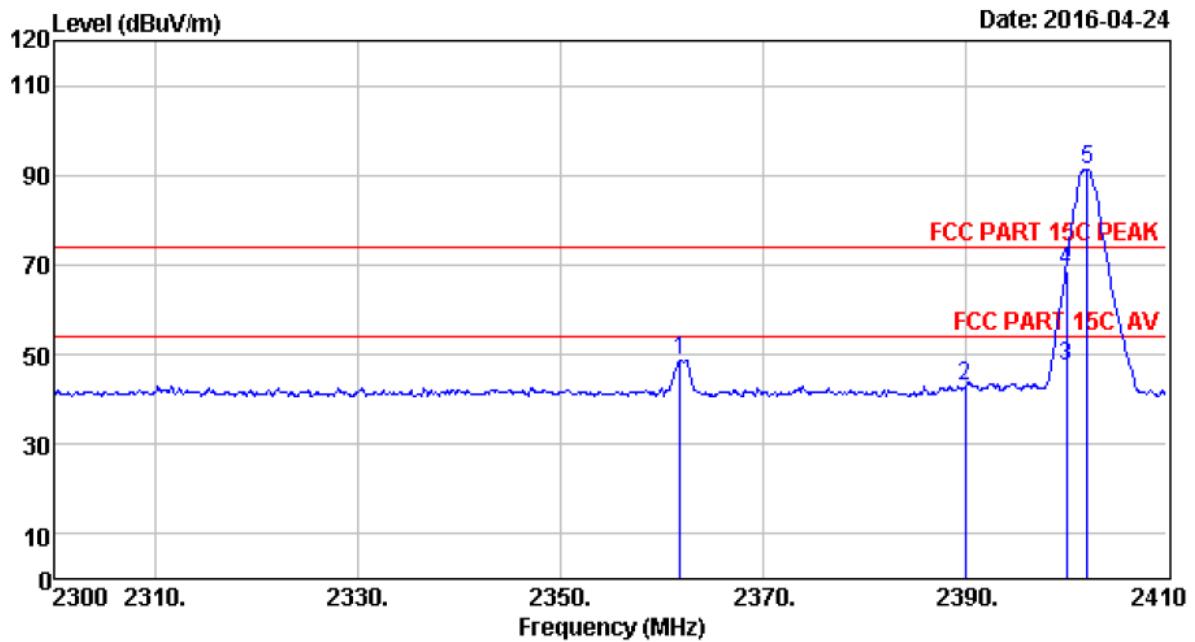
EUT: Portable Bluetooth Speaker
M/N: DS3
Power: DC 3.7V
Test date: 2016-04-24 Test site: 3m Chamber Tested by: Tony Tang
Test mode: Tx Mode (Hopping On & No Hopping)
Pass

Note: 1、 For emissions above 1GHz, if peak level comply with average limit, then the average level is deemed to comply with average limit.

2、 The frequency 2402MHz 、2441MHz and 2480MHz is fundamental frequency which no limit, the limit on plots is automatically generated by the software, it's not fundamental limit, we can't remove it.



### 9.5. Test Data

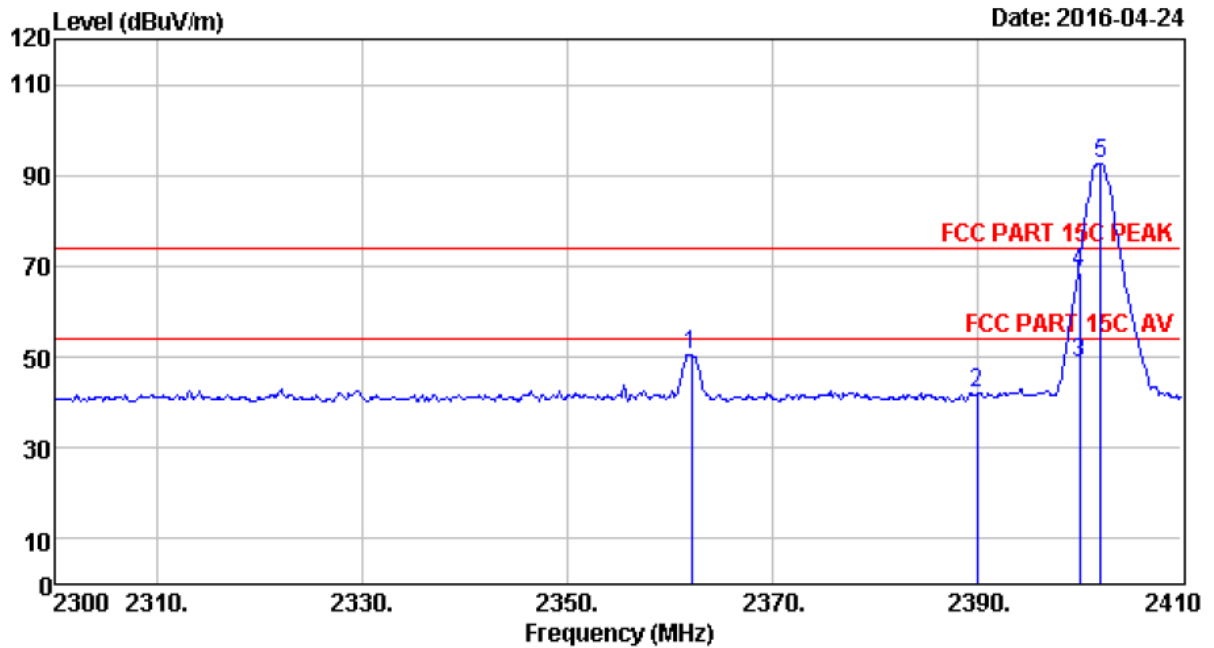


```

Site no.       : 966 1# chamber           Data no.   : 471
Dis. / Ant.    : 3m ANT 1-18G           Ant. pol.  : HORIZONTAL
Limit         : FCC PART 15C PEAK
Env. / Ins.    : Temp:23.6';Humi:56%;Press:101.52kPa
Engineer      : Tony
EUT           : Portable Bluetooth Speaker
Power         : DC 3.7V
M/N           : DS3
Test Mode     : GFSK TX 2402MHz (No Hopping)
    
```

	Freq. (MHz)	Ant. Factor (dB/m)	Cable Loss (dB)	Amp Factor (dB)	Reading (dBuV)	Emission Level (dBuV/m)	Limits (dBuV/m)	Margin (dB)	Remark
1	2361.82	27.67	6.58	34.57	49.11	48.79	74.00	25.21	Peak
2	2390.00	27.64	6.62	34.62	43.37	43.01	74.00	30.99	Peak
3	2400.00	27.61	6.62	34.64	47.58	47.17	54.00	6.83	Average
4	2400.00	27.61	6.62	34.64	69.15	68.74	74.00	5.26	Peak
5	2402.08	27.61	6.62	34.64	91.60	91.19	74.00	-17.19	Peak

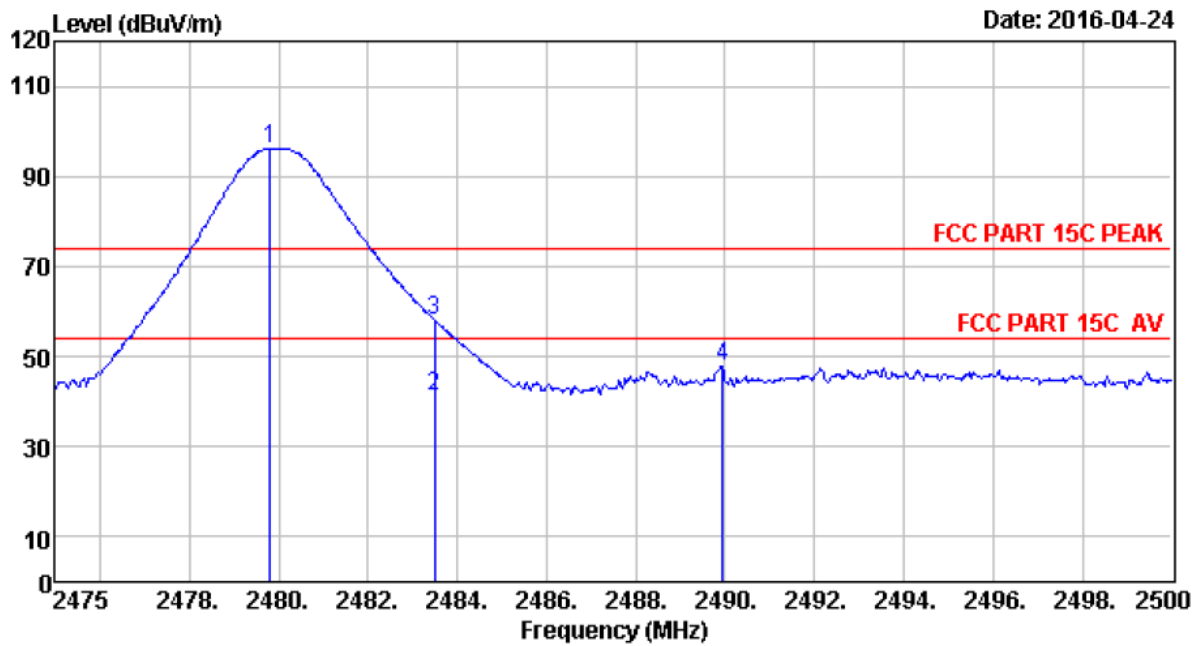
Remarks: 1. Emission Level= Antenna Factor + Cable Loss - Amp Factor + Reading.  
 2. The emission levels that are 20dB below the official limit are not reported.



Site no. : 966 1# chamber Data no. : 472  
 Dis. / Ant. : 3m ANT 1-18G Ant. pol. : VERTICAL  
 Limit : FCC PART 15C PEAK  
 Env. / Ins. : Temp:23.6';Humi:56%;Press:101.52kPa  
 Engineer : Tony  
 EUT : Portable Bluetooth Speaker  
 Power : DC 3.7V  
 M/N : DS3  
 Test Mode : GFSK TX 2402MHz (No Hopping)

	Freq. (MHz)	Ant. Factor (dB/m)	Cable Loss (dB)	Amp Factor (dB)	Reading (dBuV)	Emission Level (dBuV/m)	Limits (dBuV/m)	Margin (dB)	Remark
1	2362.15	27.67	6.58	34.57	50.90	50.58	74.00	23.42	Peak
2	2390.00	27.64	6.62	34.62	42.35	41.99	74.00	32.01	Peak
3	2400.00	27.61	6.62	34.64	49.25	48.84	54.00	5.16	Average
4	2400.00	27.61	6.62	34.64	68.94	68.53	74.00	5.47	Peak
5	2402.08	27.61	6.62	34.64	92.93	92.52	74.00	-18.52	Peak

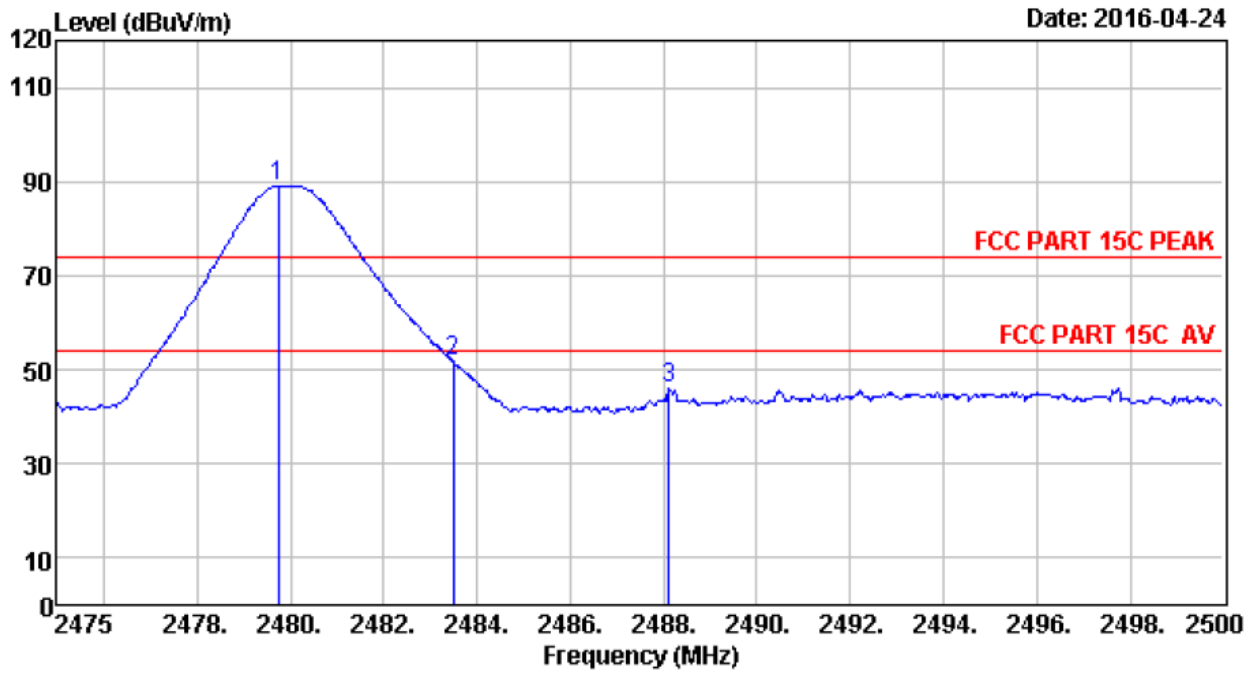
Remarks: 1. Emission Level= Antenna Factor + Cable Loss - Amp Factor + Reading.  
 2. The emission levels that are 20dB below the official limit are not reported.



Site no. : 966 1# chamber Data no. : 473  
 Dis. / Ant. : 3m ANT 1-18G Ant. pol. : VERTICAL  
 Limit : FCC PART 15C PEAK  
 Env. / Ins. : Temp:23.6';Humi:56%;Press:101.52kPa  
 Engineer : Tony  
 EUT : Portable Bluetooth Speaker  
 Power : DC 3.7V  
 M/N : DS3  
 Test Mode : GFSK TX 2480MHz (No Hopping)

	Freq. (MHz)	Ant. Factor (dB/m)	Cable Loss (dB)	Amp Factor (dB)	Reading (dBuV)	Emission Level (dBuV/m)	Limits (dBuV/m)	Margin (dB)	Remark
1	2479.80	27.58	6.71	35.11	96.95	96.13	74.00	-22.13	Peak
2	2483.50	27.58	6.71	35.11	42.06	41.24	54.00	12.76	Average
3	2483.50	27.58	6.71	35.11	58.86	58.04	74.00	15.96	Peak
4	2489.95	27.58	6.73	35.24	48.93	48.00	74.00	26.00	Peak

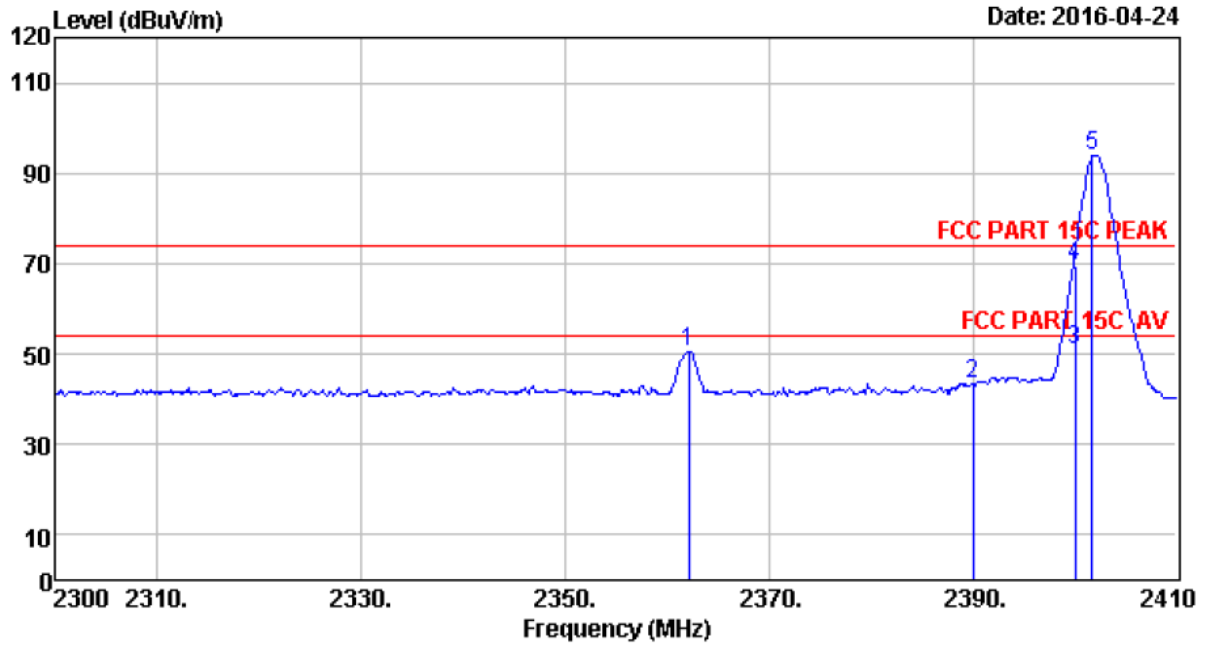
Remarks: 1. Emission Level= Antenna Factor + Cable Loss - Amp Factor + Reading.  
 2. The emission levels that are 20dB below the official limit are not reported.



Site no. : 966 1# chamber Data no. : 474  
 Dis. / Ant. : 3m ANT 1-18G Ant. pol. : HORIZONTAL  
 Limit : FCC PART 15C PEAK  
 Env. / Ins. : Temp:23.6';Humi:56%;Press:101.52kPa  
 Engineer : Tony  
 EUT : Portable Bluetooth Speaker  
 Power : DC 3.7V  
 M/N : DS3  
 Test Mode : GFSK TX 2480MHz (No Hopping)

	Freq. (MHz)	Ant. Factor (dB/m)	Cable Loss (dB)	Amp Factor (dB)	Reading (dBuV)	Emission Level (dBuV/m)	Limits (dBuV/m)	Margin (dB)	Remark
1	2479.75	27.58	6.71	35.11	89.98	89.16	74.00	-15.16	Peak
2	2483.50	27.58	6.71	35.11	52.52	51.70	74.00	22.30	Peak
3	2488.13	27.58	6.73	35.11	46.84	46.04	74.00	27.96	Peak

Remarks: 1. Emission Level= Antenna Factor + Cable Loss - Amp Factor + Reading.  
 2. The emission levels that are 20dB below the official limit are not reported.

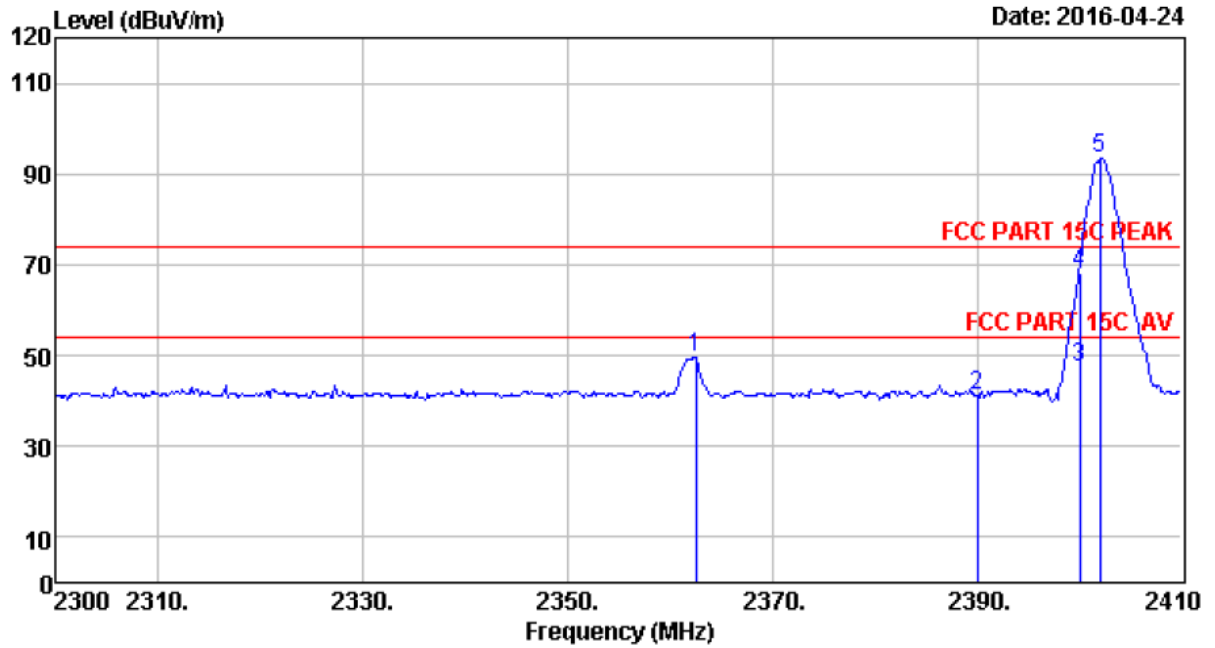


Date: 2016-04-24

Site no. : 966 1# chamber Data no. : 475  
 Dis. / Ant. : 3m ANT 1-18G Ant. pol. : VERTICAL  
 Limit : FCC PART 15C PEAK  
 Env. / Ins. : Temp:23.6';Humi:56%;Press:101.52kPa  
 Engineer : Tony  
 EUT : Portable Bluetooth Speaker  
 Power : DC 3.7V  
 M/N : DS3  
 Test Mode : (π/4)DQPSK TX 2402MHz (No Hopping)

	Freq. (MHz)	Ant. Factor (dB/m)	Cable Loss (dB)	Amp Factor (dB)	Reading (dBuV)	Emission Level (dBuV/m)	Limits (dBuV/m)	Margin (dB)	Remark
1	2362.15	27.67	6.58	34.57	50.89	50.57	74.00	23.43	Peak
2	2390.00	27.64	6.62	34.62	43.65	43.29	74.00	30.71	Peak
3	2400.00	27.61	6.62	34.64	51.20	50.79	54.00	3.21	Average
4	2400.00	27.61	6.62	34.64	69.97	69.56	74.00	4.44	Peak
5	2401.75	27.61	6.62	34.64	94.09	93.68	74.00	-19.68	Peak

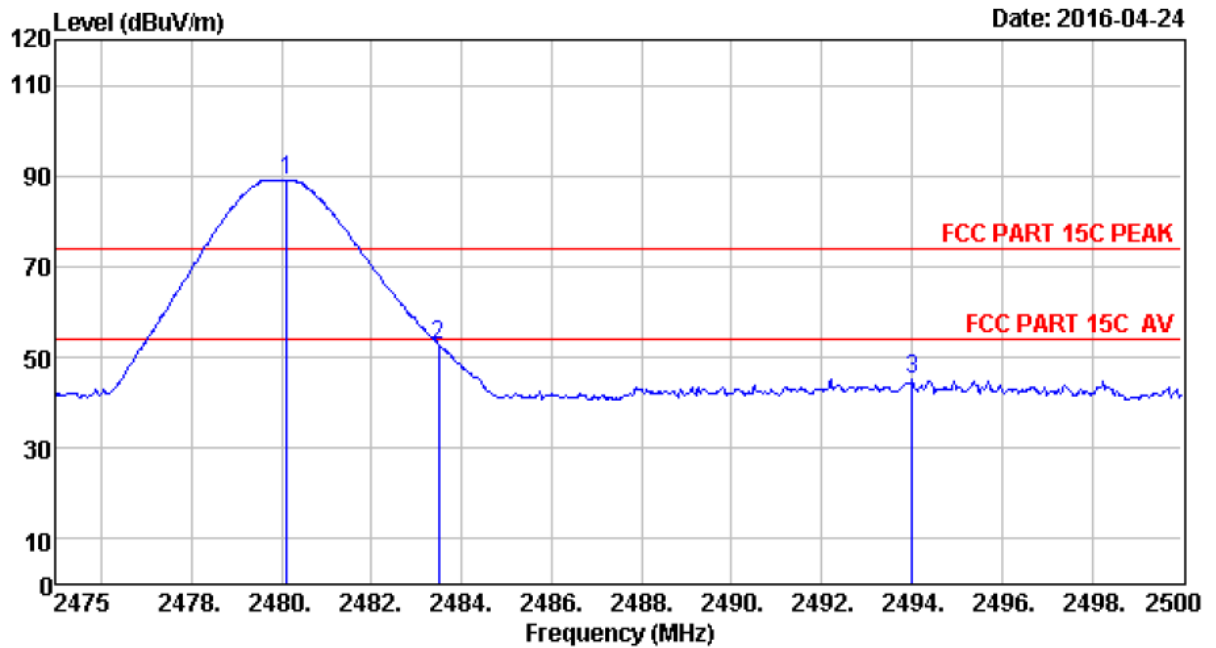
Remarks: 1. Emission Level= Antenna Factor + Cable Loss - Amp Factor + Reading.  
 2. The emission levels that are 20dB below the official limit are not reported.



Site no. : 966 1# chamber Data no. : 476  
 Dis. / Ant. : 3m ANT 1-18G Ant. pol. : HORIZONTAL  
 Limit : FCC PART 15C PEAK  
 Env. / Ins. : Temp:23.6';Humi:56%;Press:101.52kPa  
 Engineer : Tony  
 EUT : Portable Bluetooth Speaker  
 Power : DC 3.7V  
 M/N : DS3  
 Test Mode : (π/4)DQPSK TX 2402MHz (No Hopping)

	Freq. (MHz)	Ant. Factor (dB/m)	Cable Loss (dB)	Amp Factor (dB)	Reading (dBuV)	Emission Level (dBuV/m)	Limits (dBuV/m)	Margin (dB)	Remark
1	2362.48	27.67	6.58	34.57	49.73	49.41	74.00	24.59	Peak
2	2390.00	27.64	6.62	34.62	41.39	41.03	74.00	32.97	Peak
3	2400.00	27.61	6.62	34.64	47.58	47.17	54.00	6.83	Average
4	2400.00	27.61	6.62	34.64	68.79	68.38	74.00	5.62	Peak
5	2401.97	27.61	6.62	34.64	93.96	93.55	74.00	-19.55	Peak

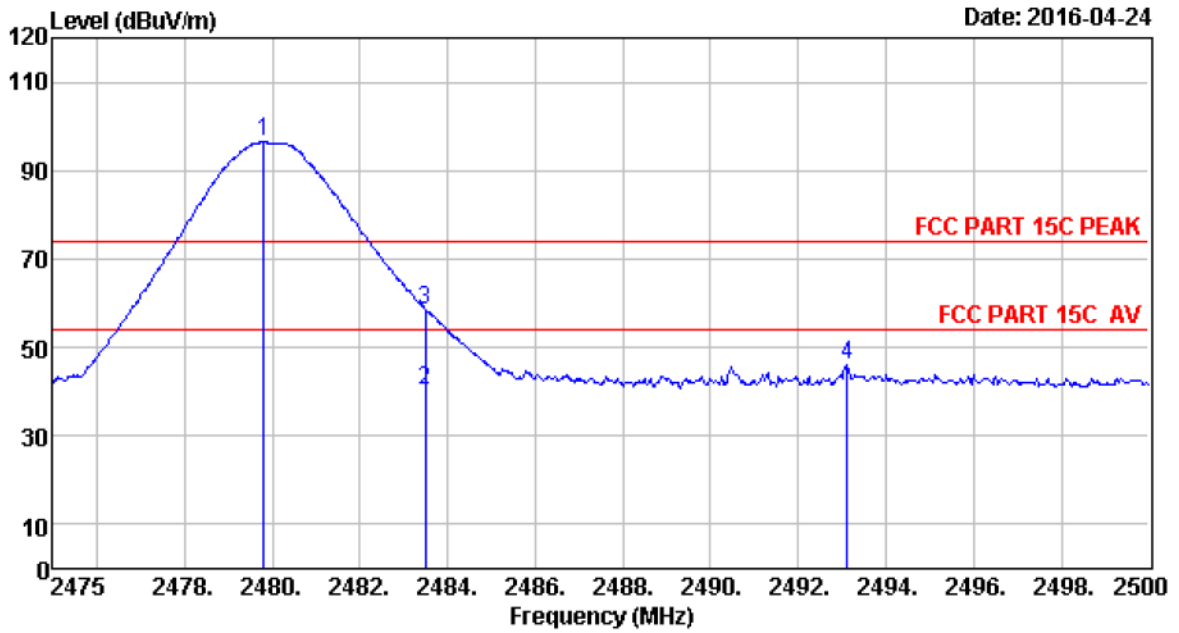
Remarks: 1. Emission Level= Antenna Factor + Cable Loss - Amp Factor + Reading.  
 2. The emission levels that are 20dB below the official limit are not reported.



Site no. : 966 1# chamber Data no. : 477  
 Dis. / Ant. : 3m ANT 1-18G Ant. pol. : HORIZONTAL  
 Limit : FCC PART 15C PEAK  
 Env. / Ins. : Temp:23.6';Humi:56%;Press:101.52kPa  
 Engineer : Tony  
 EUT : Portable Bluetooth Speaker  
 Power : DC 3.7V  
 M/N : DS3  
 Test Mode : (π/4)DQPSK TX 2480MHz (No Hopping)

	Freq. (MHz)	Ant. Factor (dB/m)	Cable Loss (dB)	Amp Factor (dB)	Reading (dBuV)	Emission Level (dBuV/m)	Limits (dBuV/m)	Margin (dB)	Remark
1	2480.13	27.58	6.71	35.11	90.04	89.22	74.00	-15.22	Peak
2	2483.50	27.58	6.71	35.11	53.72	52.90	74.00	21.10	Peak
3	2494.00	27.58	6.73	35.24	46.21	45.28	74.00	28.72	Peak

Remarks: 1. Emission Level= Antenna Factor + Cable Loss - Amp Factor + Reading.  
 2. The emission levels that are 20dB below the official limit are not reported.

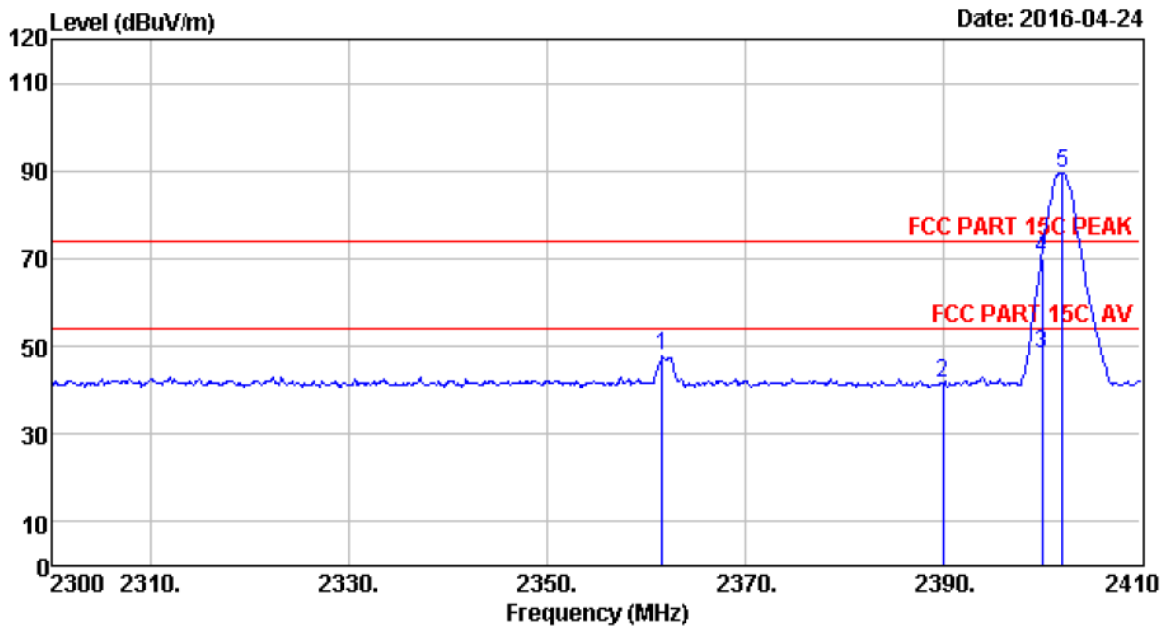


Site no. : 966 1# chamber Data no. : 478  
 Dis. / Ant. : 3m ANT 1-18G Ant. pol. : VERTICAL  
 Limit : FCC PART 15C PEAK  
 Env. / Ins. : Temp:23.6';Humi:56%;Press:101.52kPa  
 Engineer : Tony  
 EUT : Portable Bluetooth Speaker  
 Power : DC 3.7V  
 M/N : DS3  
 Test Mode : (m/4)DQPSK TX 2480MHz (No Hopping)

	Freq. (MHz)	Ant. Factor (dB/m)	Cable Loss (dB)	Amp Factor (dB)	Reading (dBuV)	Emission Level (dBuV/m)	Limits (dBuV/m)	Margin (dB)	Remark
1	2479.80	27.58	6.71	35.11	97.21	96.39	74.00	-22.39	Peak
2	2483.50	27.58	6.71	35.11	41.06	40.24	54.00	13.76	Average
3	2483.50	27.58	6.71	35.11	59.47	58.65	74.00	15.35	Peak
4	2493.13	27.58	6.73	35.24	46.85	45.92	74.00	28.08	Peak

Remarks: 1. Emission Level= Antenna Factor + Cable Loss - Amp Factor + Reading.  
 2. The emission levels that are 20dB below the official limit are not reported.

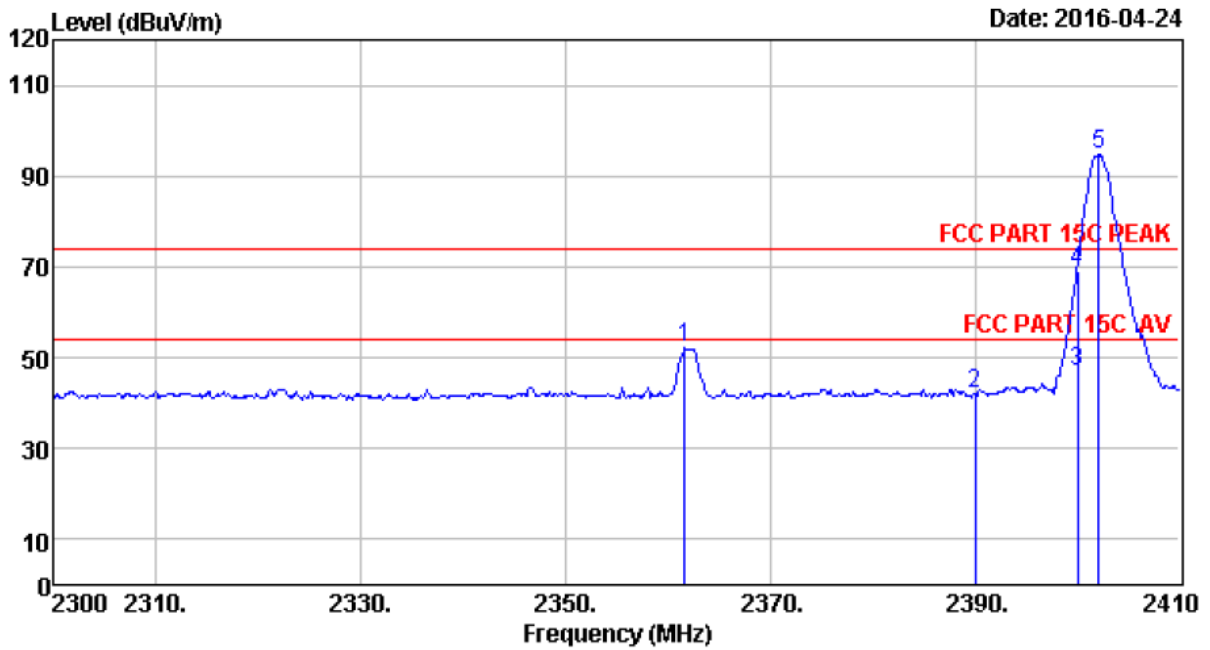




Site no. : 966 1# chamber Data no. : 479  
 Dis. / Ant. : 3m ANT 1-18G Ant. pol. : HORIZONTAL  
 Limit : FCC PART 15C PEAK  
 Env. / Ins. : Temp:23.6';Humi:56%;Press:101.52kPa  
 Engineer : Tony  
 EUT : Portable Bluetooth Speaker  
 Power : DC 3.7V  
 M/N : DS3  
 Test Mode : 8-DPSK TX 2402MHz (No Hopping)

	Freq. (MHz)	Ant. Factor (dB/m)	Cable Loss (dB)	Amp Factor (dB)	Reading (dBuV)	Emission Level (dBuV/m)	Limits (dBuV/m)	Margin (dB)	Remark
1	2361.60	27.67	6.58	34.57	48.28	47.96	74.00	26.04	Peak
2	2390.00	27.64	6.62	34.62	42.14	41.78	74.00	32.22	Peak
3	2400.00	27.61	6.62	34.64	48.58	48.17	54.00	5.83	Average
4	2400.00	27.61	6.62	34.64	70.24	69.83	74.00	4.17	Peak
5	2402.08	27.61	6.62	34.64	89.86	89.45	74.00	-15.45	Peak

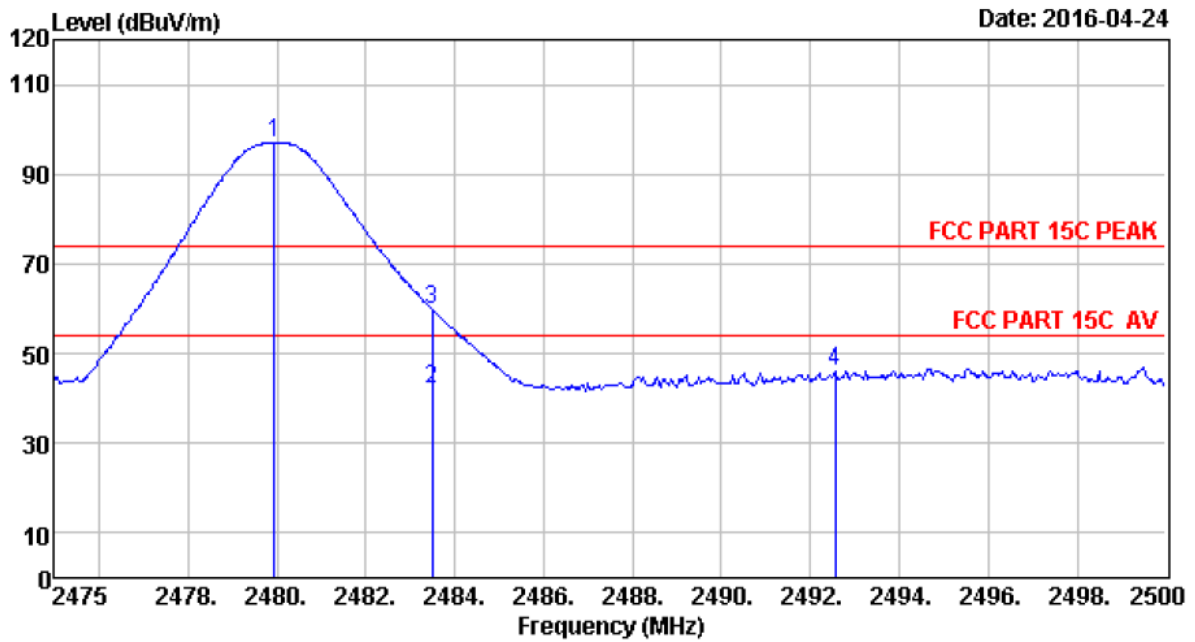
Remarks: 1. Emission Level= Antenna Factor + Cable Loss - Amp Factor + Reading.  
 2. The emission levels that are 20dB below the official limit are not reported.



Site no. : 966 1# chamber Data no. : 480  
 Dis. / Ant. : 3m ANT 1-18G Ant. pol. : VERTICAL  
 Limit : FCC PART 15C PEAK  
 Env. / Ins. : Temp:23.6';Humi:56%;Press:101.52kPa  
 Engineer : Tony  
 EUT : Portable Bluetooth Speaker  
 Power : DC 3.7V  
 M/N : DS3  
 Test Mode : 8-DPSK TX 2402MHz (No Hopping)

	Freq. (MHz)	Ant. Factor (dB/m)	Cable Loss (dB)	Amp Factor (dB)	Reading (dBuV)	Emission Level (dBuV/m)	Limits (dBuV/m)	Margin (dB)	Remark
1	2361.60	27.67	6.58	34.57	52.55	52.23	74.00	21.77	Peak
2	2390.00	27.64	6.62	34.62	42.31	41.95	74.00	32.05	Peak
3	2400.00	27.61	6.62	34.64	47.57	47.16	54.00	6.84	Average
4	2400.00	27.61	6.62	34.64	69.40	68.99	74.00	5.01	Peak
5	2402.08	27.61	6.62	34.64	94.98	94.57	74.00	-20.57	Peak

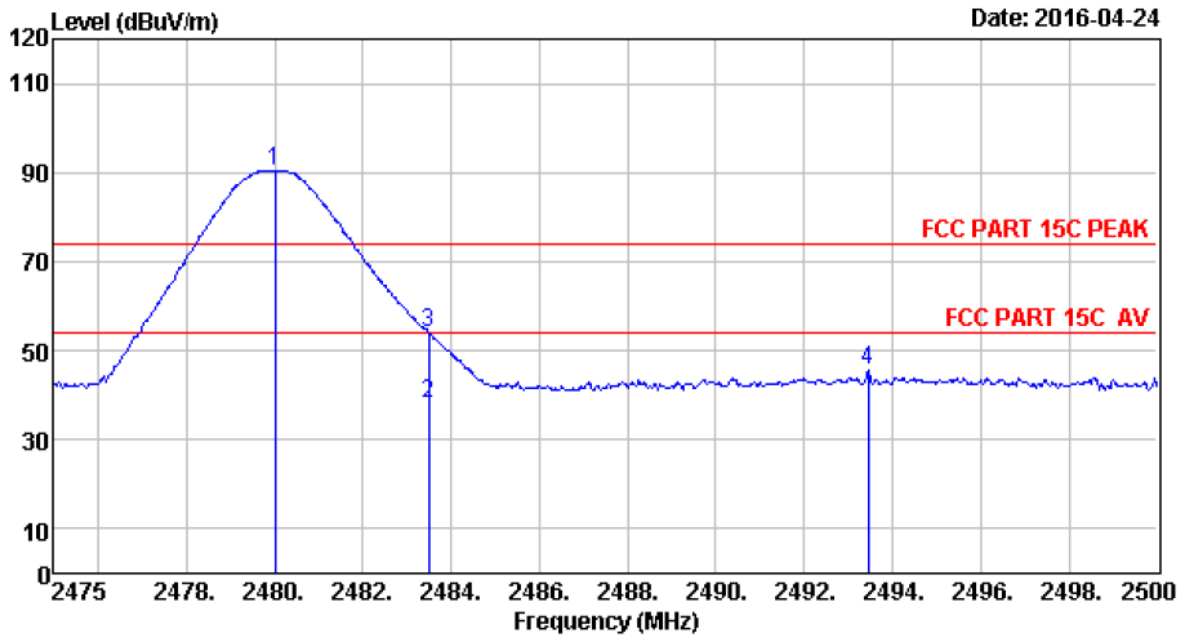
Remarks: 1. Emission Level= Antenna Factor + Cable Loss - Amp Factor + Reading.  
 2. The emission levels that are 20dB below the official limit are not reported.



Site no. : 966 1# chamber Data no. : 481  
 Dis. / Ant. : 3m ANT 1-18G Ant. pol. : VERTICAL  
 Limit : FCC PART 15C PEAK  
 Env. / Ins. : Temp:23.6';Humi:56%;Press:101.52kPa  
 Engineer : Tony  
 EUT : Portable Bluetooth Speaker  
 Power : DC 3.7V  
 M/N : DS3  
 Test Mode : 8-DPSK TX 2480MHz (No Hopping)

	Freq. (MHz)	Ant. Factor (dB/m)	Cable Loss (dB)	Amp Factor (dB)	Reading (dBUV)	Emission Level (dBUV/m)	Limits (dBUV/m)	Margin (dB)	Remark
1	2479.95	27.58	6.71	35.11	97.93	97.11	74.00	-23.11	Peak
2	2483.50	27.58	6.71	35.11	43.06	42.24	54.00	11.76	Average
3	2483.50	27.58	6.71	35.11	60.56	59.74	74.00	14.26	Peak
4	2492.55	27.58	6.73	35.24	47.05	46.12	74.00	27.88	Peak

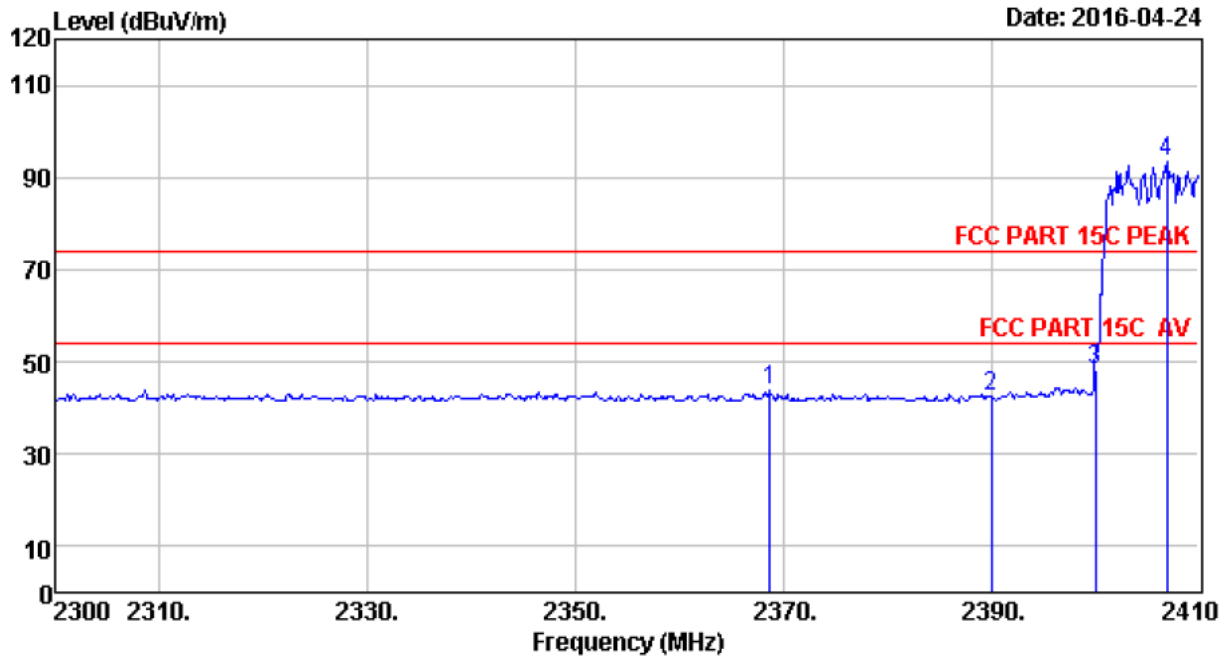
Remarks: 1. Emission Level= Antenna Factor + Cable Loss - Amp Factor + Reading.  
 2. The emission levels that are 20dB below the official limit are not reported.



Site no. : 966 1# chamber Data no. : 482  
 Dis. / Ant. : 3m ANT 1-18G Ant. pol. : HORIZONTAL  
 Limit : FCC PART 15C PEAK  
 Env. / Ins. : Temp:23.6';Humi:56%;Press:101.52kPa  
 Engineer : Tony  
 EUT : Portable Bluetooth Speaker  
 Power : DC 3.7V  
 M/N : DS3  
 Test Mode : 8-DPSK TX 2480MHz (No Hopping)

	Freq. (MHz)	Ant. Factor (dB/m)	Cable Loss (dB)	Amp Factor (dB)	Reading (dBUV)	Emission Level (dBUV/m)	Limits (dBUV/m)	Margin (dB)	Remark
1	2480.00	27.58	6.71	35.11	91.34	90.52	74.00	-16.52	Peak
2	2483.50	27.58	6.71	35.11	39.06	38.24	54.00	15.76	Average
3	2483.50	27.58	6.71	35.11	54.92	54.10	74.00	19.90	Peak
4	2493.45	27.58	6.73	35.24	46.56	45.63	74.00	28.37	Peak

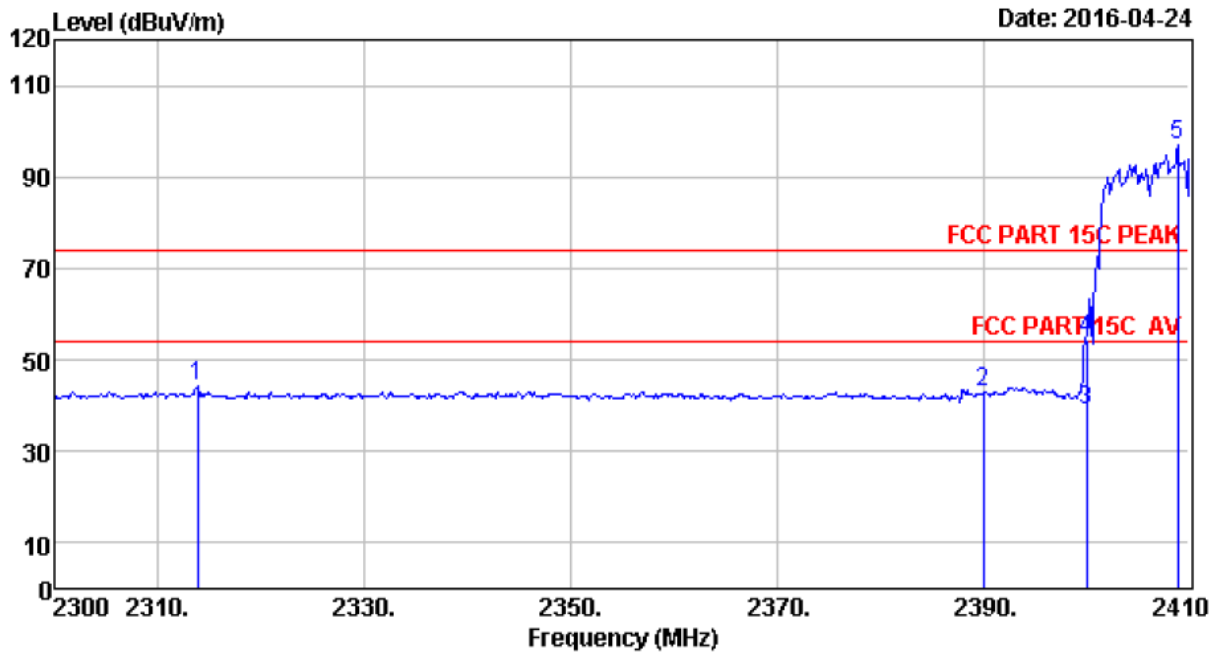
Remarks: 1. Emission Level= Antenna Factor + Cable Loss - Amp Factor + Reading.  
 2. The emission levels that are 20dB below the official limit are not reported.



Site no. : 966 1# chamber Data no. : 483  
 Dis. / Ant. : 3m ANT 1-18G Ant. pol. : HORIZONTAL  
 Limit : FCC PART 15C PEAK  
 Env. / Ins. : Temp:23.6';Humi:56%;Press:101.52kPa  
 Engineer : Tony  
 EUT : Portable Bluetooth Speaker  
 Power : DC 3.7V  
 M/N : DS3  
 Test Mode : GFSK TX 2402MHz (Hopping On)

	Freq. (MHz)	Ant. Factor (dB/m)	Cable Loss (dB)	Amp Factor (dB)	Reading (dBuV)	Emission Level (dBuV/m)	Limits (dBuV/m)	Margin (dB)	Remark
1	2368.75	27.67	6.60	34.59	43.94	43.62	74.00	30.38	Peak
2	2390.00	27.64	6.62	34.62	42.71	42.35	74.00	31.65	Peak
3	2400.00	27.61	6.62	34.64	48.64	48.23	74.00	25.77	Peak
4	2406.92	27.61	6.64	34.64	93.72	93.33	74.00	-19.33	Peak

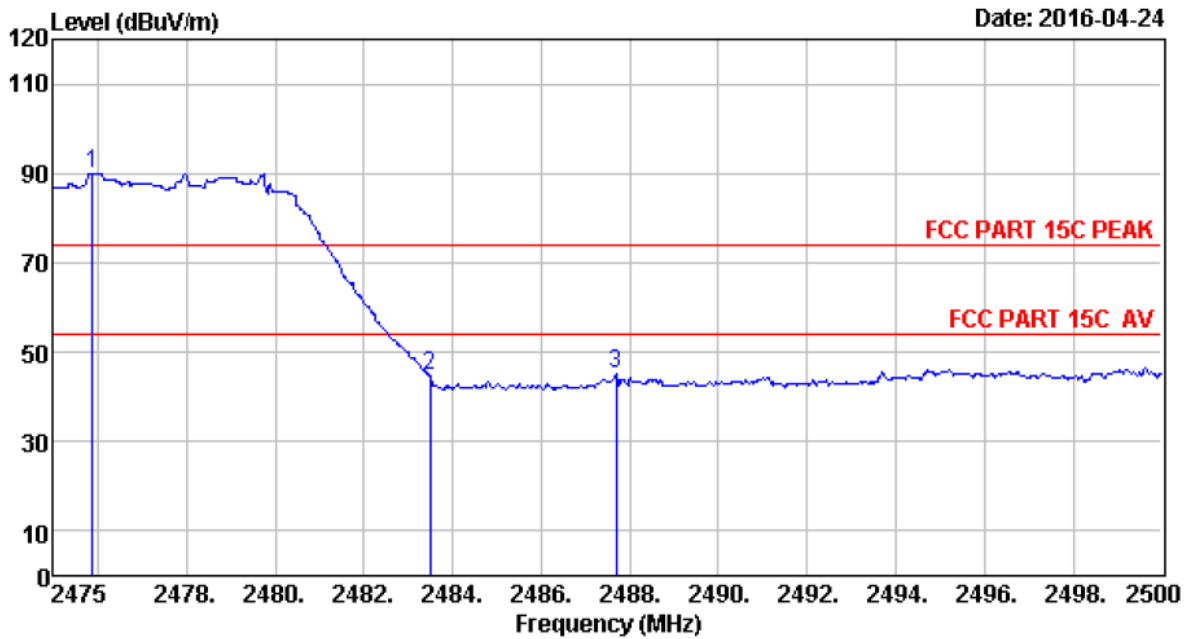
Remarks: 1. Emission Level= Antenna Factor + Cable Loss - Amp Factor + Reading.  
 2. The emission levels that are 20dB below the official limit are not reported.



Site no. : 966 1# chamber Data no. : 484  
 Dis. / Ant. : 3m ANT 1-18G Ant. pol. : VERTICAL  
 Limit : FCC PART 15C PEAK  
 Env. / Ins. : Temp:23.6';Humi:56%;Press:101.52kPa  
 Engineer : Tony  
 EUT : Portable Bluetooth Speaker  
 Power : DC 3.7V  
 M/N : DS3  
 Test Mode : GFSK TX 2402MHz (Hopping On)

	Freq. (MHz)	Ant. Factor (dB/m)	Cable Loss (dB)	Amp Factor (dB)	Reading (dBuV)	Emission Level (dBuV/m)	Limits (dBuV/m)	Margin (dB)	Remark
1	2313.75	27.76	6.53	34.60	44.80	44.49	74.00	29.51	Peak
2	2390.00	27.64	6.62	34.62	43.23	42.87	74.00	31.13	Peak
3	2400.00	27.61	6.62	34.64	39.58	39.17	54.00	14.83	Average
4	2400.00	27.61	6.62	34.64	55.09	54.68	74.00	19.32	Peak
5	2408.90	27.60	6.64	34.64	97.30	96.90	74.00	-22.90	Peak

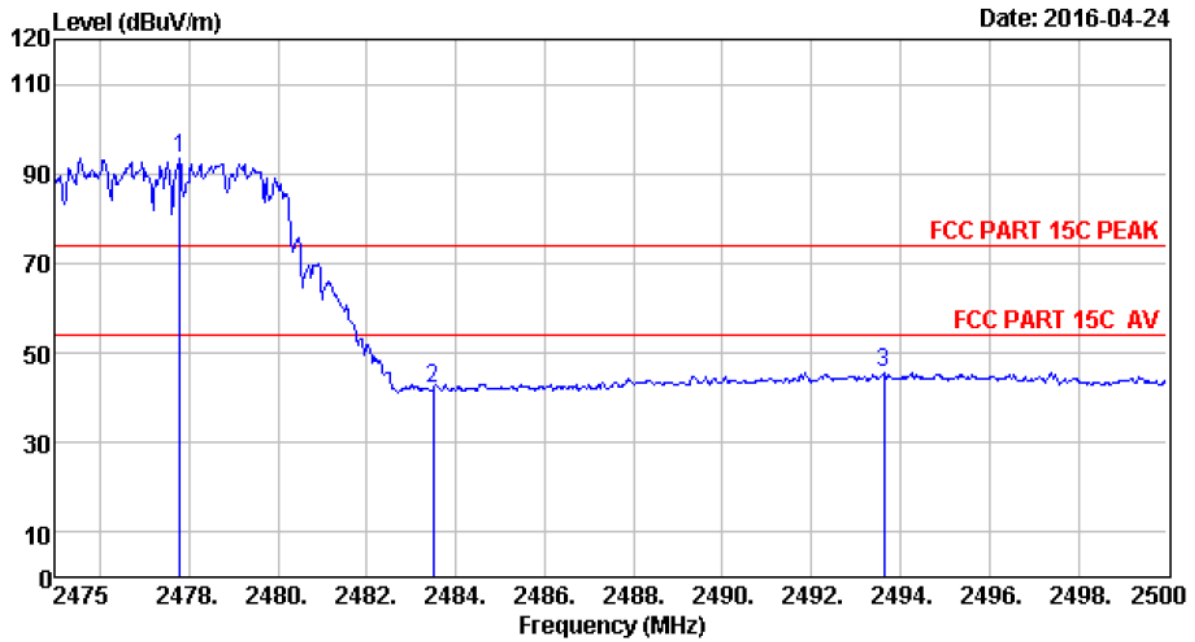
Remarks: 1. Emission Level= Antenna Factor + Cable Loss - Amp Factor + Reading.  
 2. The emission levels that are 20dB below the official limit are not reported.



Site no. : 966 1# chamber Data no. : 485  
 Dis. / Ant. : 3m ANT 1-18G Ant. pol. : VERTICAL  
 Limit : FCC PART 15C PEAK  
 Env. / Ins. : Temp:23.6';Humi:56%;Press:101.52kPa  
 Engineer : Tony  
 EUT : Portable Bluetooth Speaker  
 Power : DC 3.7V  
 M/N : DS3  
 Test Mode : GFSK TX 2480MHz (Hopping On)

	Freq. (MHz)	Ant. Factor (dB/m)	Cable Loss (dB)	Amp Factor (dB)	Reading (dBuV)	Emission Level (dBuV/m)	Limits (dBuV/m)	Margin (dB)	Remark
1	2475.88	27.58	6.71	35.11	90.66	89.84	74.00	-15.84	Peak
2	2483.50	27.58	6.71	35.11	45.42	44.60	74.00	29.40	Peak
3	2487.70	27.58	6.73	35.11	45.76	44.96	74.00	29.04	Peak

Remarks: 1. Emission Level= Antenna Factor + Cable Loss - Amp Factor + Reading.  
 2. The emission levels that are 20dB below the official limit are not reported.

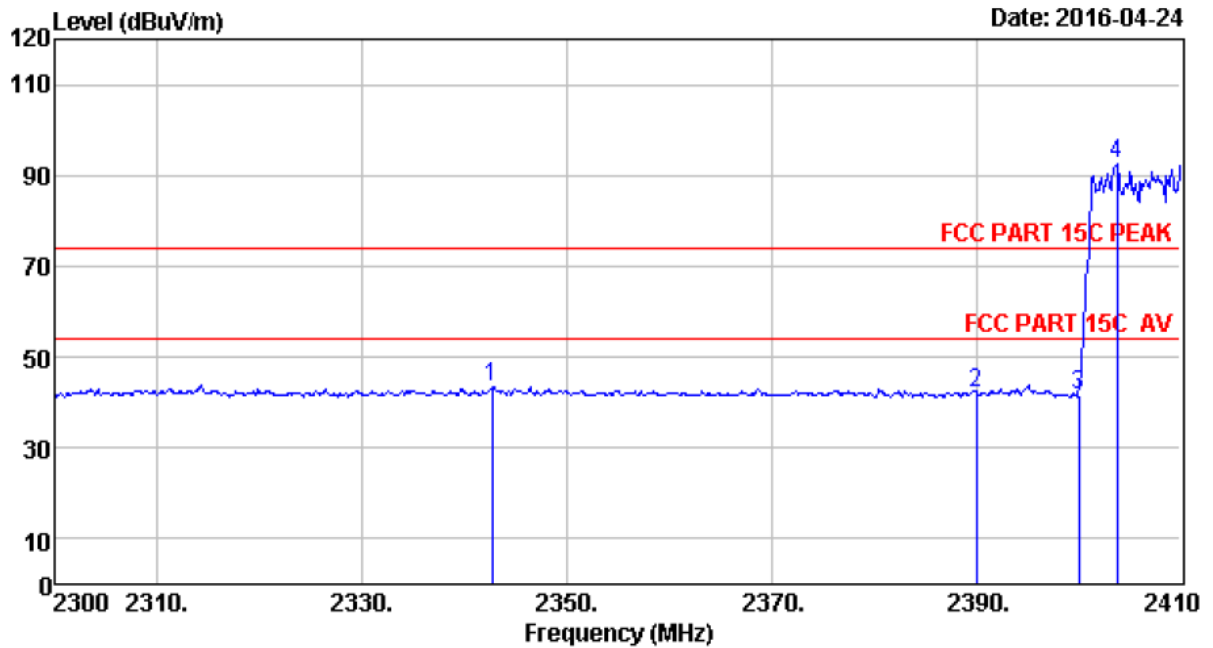


Site no. : 966 1# chamber Data no. : 486  
 Dis. / Ant. : 3m ANT 1-18G Ant. pol. : HORIZONTAL  
 Limit : FCC PART 15C PEAK  
 Env. / Ins. : Temp:23.6';Humi:56%;Press:101.52kPa  
 Engineer : Tony  
 EUT : Portable Bluetooth Speaker  
 Power : DC 3.7V  
 M/N : DS3  
 Test Mode : GFSK TX 2480MHz (Hopping On)

	Freq. (MHz)	Ant. Factor (dB/m)	Cable Loss (dB)	Amp Factor (dB)	Reading (dBuV)	Emission Level (dBuV/m)	Limits (dBuV/m)	Margin (dB)	Remark
1	2477.80	27.58	6.71	35.11	94.42	93.60	74.00	-19.60	Peak
2	2483.50	27.58	6.71	35.11	42.99	42.17	74.00	31.83	Peak
3	2493.63	27.58	6.73	35.24	46.63	45.70	74.00	28.30	Peak

Remarks: 1. Emission Level= Antenna Factor + Cable Loss - Amp Factor + Reading.  
 2. The emission levels that are 20dB below the official limit are not reported.

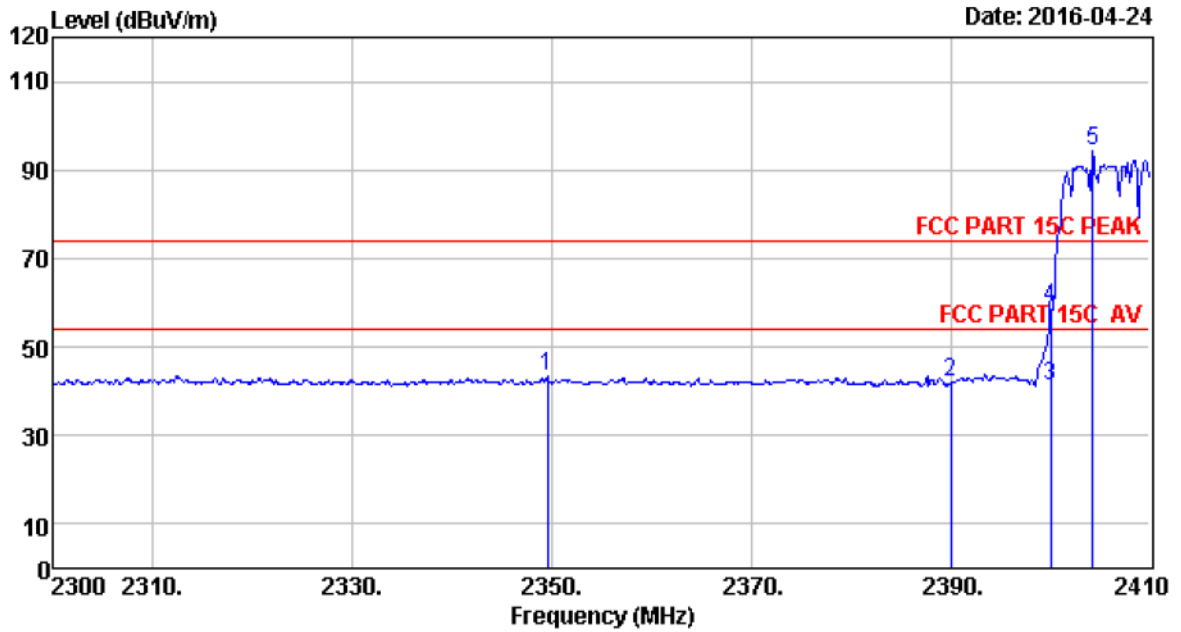




Site no. : 966 1# chamber Data no. : 487  
 Dis. / Ant. : 3m ANT 1-18G Ant. pol. : HORIZONTAL  
 Limit : FCC PART 15C PEAK  
 Env. / Ins. : Temp:23.6';Humi:56%;Press:101.52kPa  
 Engineer : Tony  
 EUT : Portable Bluetooth Speaker  
 Power : DC 3.7V  
 M/N : DS3  
 Test Mode : (n/4)DQPSK TX 2402MHz (Hopping On)

	Freq. (MHz)	Ant. Factor (dB/m)	Cable Loss (dB)	Amp Factor (dB)	Reading (dBuV)	Emission Level (dBuV/m)	Limits (dBuV/m)	Margin (dB)	Remark
1	2342.68	27.70	6.56	34.59	43.87	43.54	74.00	30.46	Peak
2	2390.00	27.64	6.62	34.62	42.42	42.06	74.00	31.94	Peak
3	2400.00	27.61	6.62	34.64	42.20	41.79	74.00	32.21	Peak
4	2403.73	27.61	6.64	34.64	93.15	92.76	74.00	-18.76	Peak

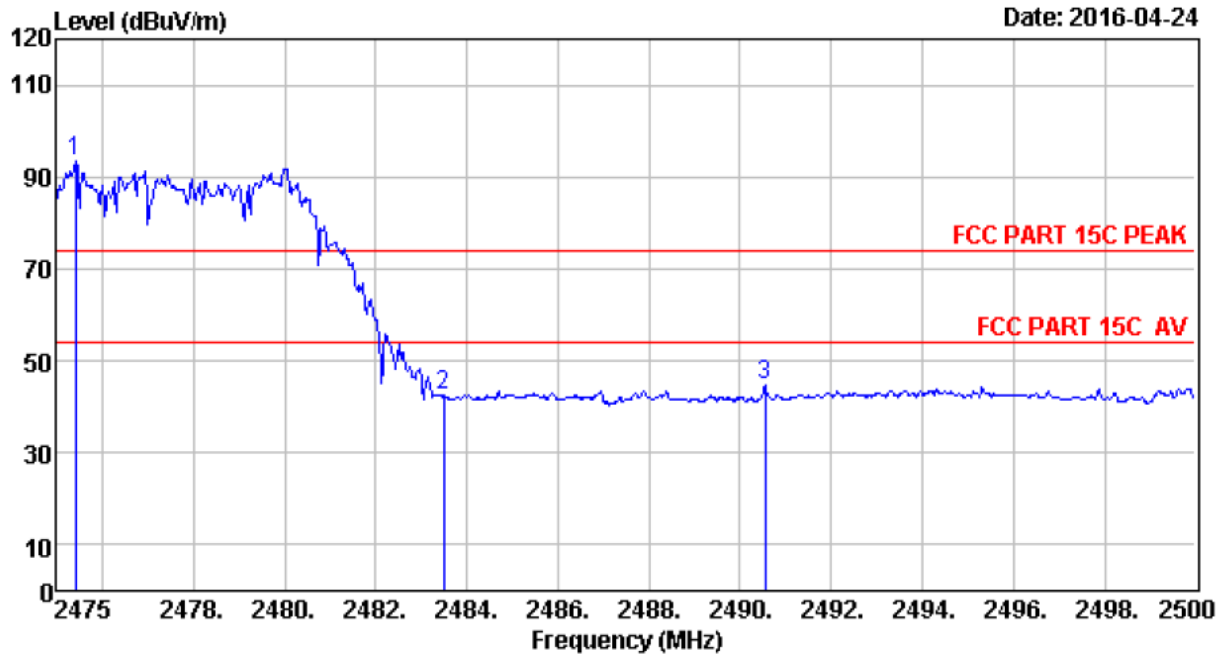
Remarks: 1. Emission Level= Antenna Factor + Cable Loss - Amp Factor + Reading.  
 2. The emission levels that are 20dB below the official limit are not reported.



Site no. : 966 1# chamber                      Data no. : 488  
 Dis. / Ant. : 3m ANT 1-18G                      Ant. pol. : VERTICAL  
 Limit : FCC PART 15C PEAK  
 Env. / Ins. : Temp:23.6';Humi:56%;Press:101.52kPa  
 Engineer : Tony  
 EUT : Portable Bluetooth Speaker  
 Power : DC 3.7V  
 M/N : DS3  
 Test Mode : (π/4)DQPSK TX 2402MHz (Hopping On)

	Freq. (MHz)	Ant. Factor (dB/m)	Cable Loss (dB)	Amp Factor (dB)	Reading (dBuV)	Emission Level (dBuV/m)	Limits (dBuV/m)	Margin (dB)	Remark
1	2349.50	27.70	6.56	34.57	43.55	43.24	74.00	30.76	Peak
2	2390.00	27.64	6.62	34.62	42.30	41.94	74.00	32.06	Peak
3	2400.00	27.61	6.62	34.64	41.48	41.07	54.00	12.93	Average
4	2400.00	27.61	6.62	34.64	59.50	59.09	74.00	14.91	Peak
5	2404.28	27.61	6.64	34.64	94.86	94.47	74.00	-20.47	Peak

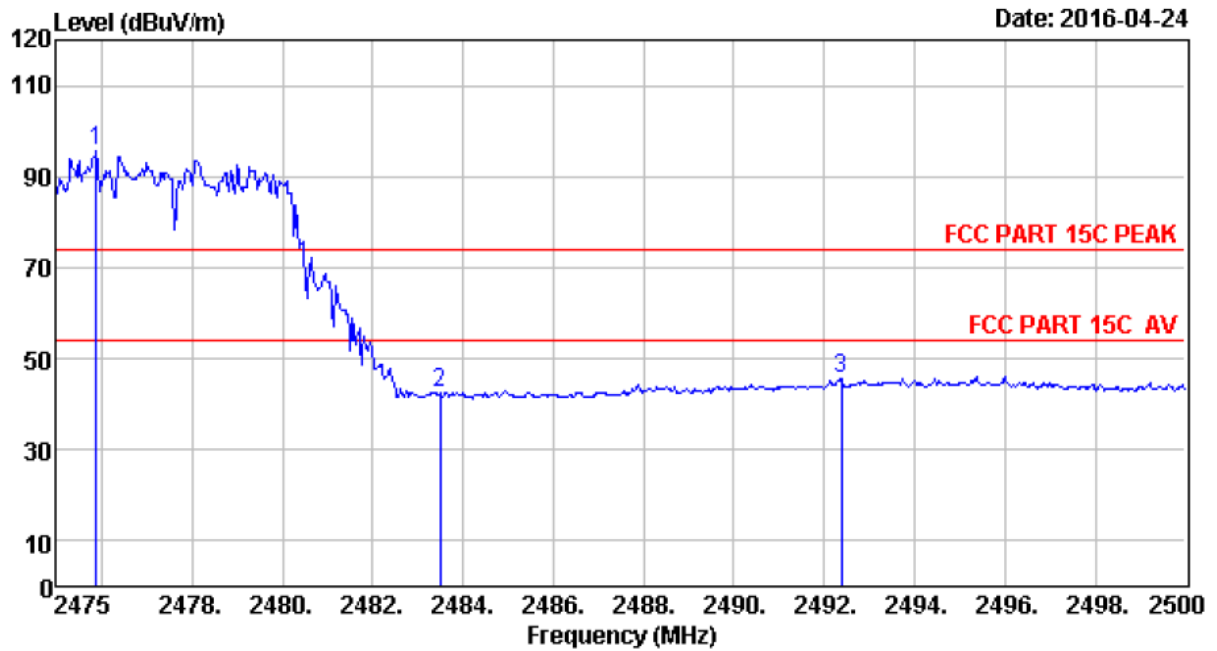
Remarks: 1. Emission Level= Antenna Factor + Cable Loss - Amp Factor + Reading.  
 2. The emission levels that are 20dB below the official limit are not reported.



Site no. : 966 1# chamber Data no. : 489  
 Dis. / Ant. : 3m ANT 1-18G Ant. pol. : VERTICAL  
 Limit : FCC PART 15C PEAK  
 Env. / Ins. : Temp:23.6';Humi:56%;Press:101.52kPa  
 Engineer : Tony  
 EUT : Portable Bluetooth Speaker  
 Power : DC 3.7V  
 M/N : DS3  
 Test Mode : ( $\pi/4$ )DQPSK TX 2480MHz (Hopping On)

	Freq. (MHz)	Ant. Factor (dB/m)	Cable Loss (dB)	Amp Factor (dB)	Reading (dBuV)	Emission Level (dBuV/m)	Limits (dBuV/m)	Margin (dB)	Remark
1	2475.40	27.58	6.71	35.11	94.09	93.27	74.00	-19.27	Peak
2	2483.50	27.58	6.71	35.11	43.52	42.70	74.00	31.30	Peak
3	2490.55	27.58	6.73	35.24	45.70	44.77	74.00	29.23	Peak

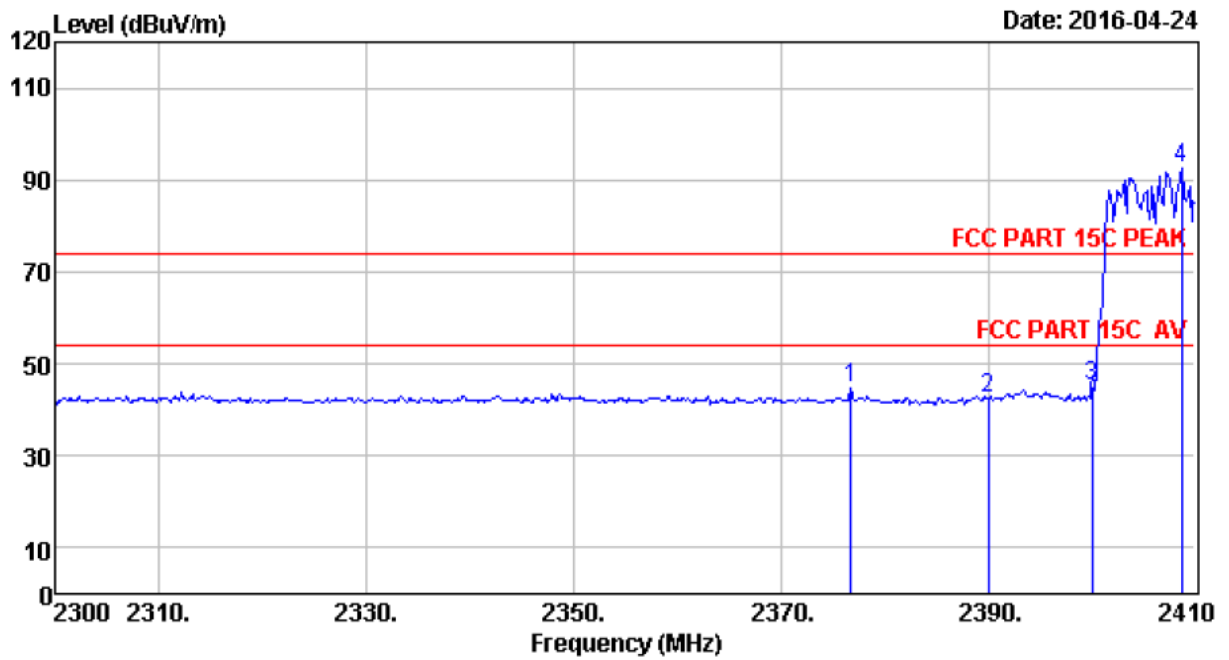
Remarks: 1. Emission Level= Antenna Factor + Cable Loss - Amp Factor + Reading.  
 2. The emission levels that are 20dB below the official limit are not reported.



Site no. : 966 1# chamber Data no. : 490  
 Dis. / Ant. : 3m ANT 1-18G Ant. pol. : HORIZONTAL  
 Limit : FCC PART 15C PEAK  
 Env. / Ins. : Temp:23.6';Humi:56%;Press:101.52kPa  
 Engineer : Tony  
 EUT : Portable Bluetooth Speaker  
 Power : DC 3.7V  
 M/N : DS3  
 Test Mode : ( $\pi/4$ )DQPSK TX 2480MHz (Hopping On)

	Freq. (MHz)	Ant. Factor (dB/m)	Cable Loss (dB)	Amp Factor (dB)	Reading (dBuV)	Emission Level (dBuV/m)	Limits (dBuV/m)	Margin (dB)	Remark
1	2475.88	27.58	6.71	35.11	96.47	95.65	74.00	-21.65	Peak
2	2483.50	27.58	6.71	35.11	43.38	42.56	74.00	31.44	Peak
3	2492.38	27.58	6.73	35.24	46.49	45.56	74.00	28.44	Peak

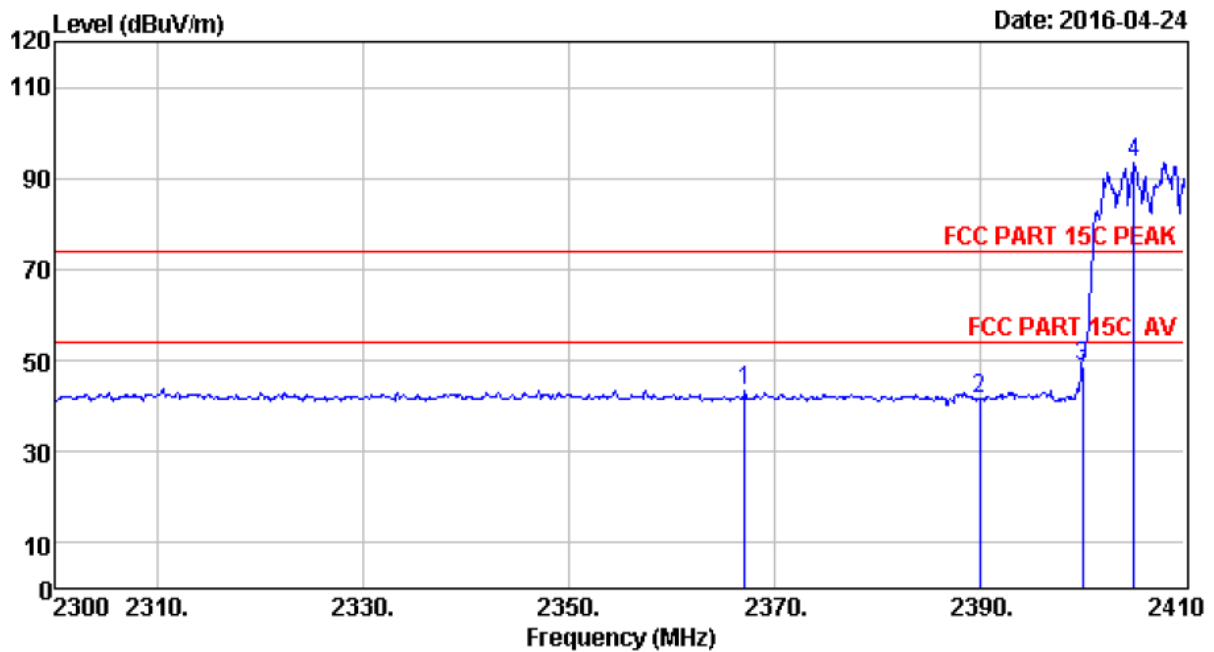
Remarks: 1. Emission Level= Antenna Factor + Cable Loss - Amp Factor + Reading.  
 2. The emission levels that are 20dB below the official limit are not reported.



Site no. : 966 1# chamber                      Data no. : 491  
 Dis. / Ant. : 3m ANT 1-18G                      Ant. pol. : HORIZONTAL  
 Limit : FCC PART 15C PEAK  
 Env. / Ins. : Temp:23.6';Humi:56%;Press:101.52kPa  
 Engineer : Tony  
 EUT : Portable Bluetooth Speaker  
 Power : DC 3.7V  
 M/N : DS3  
 Test Mode : 8-DPSK TX 2402MHz (Hopping On)

	Freq. (MHz)	Ant. Factor (dB/m)	Cable Loss (dB)	Amp Factor (dB)	Reading (dBuV)	Emission Level (dBuV/m)	Limits (dBuV/m)	Margin (dB)	Remark
1	2376.78	27.64	6.60	34.59	45.09	44.74	74.00	29.26	Peak
2	2390.00	27.64	6.62	34.62	43.05	42.69	74.00	31.31	Peak
3	2400.00	27.61	6.62	34.64	45.49	45.08	74.00	28.92	Peak
4	2408.68	27.60	6.64	34.64	92.95	92.55	74.00	-18.55	Peak

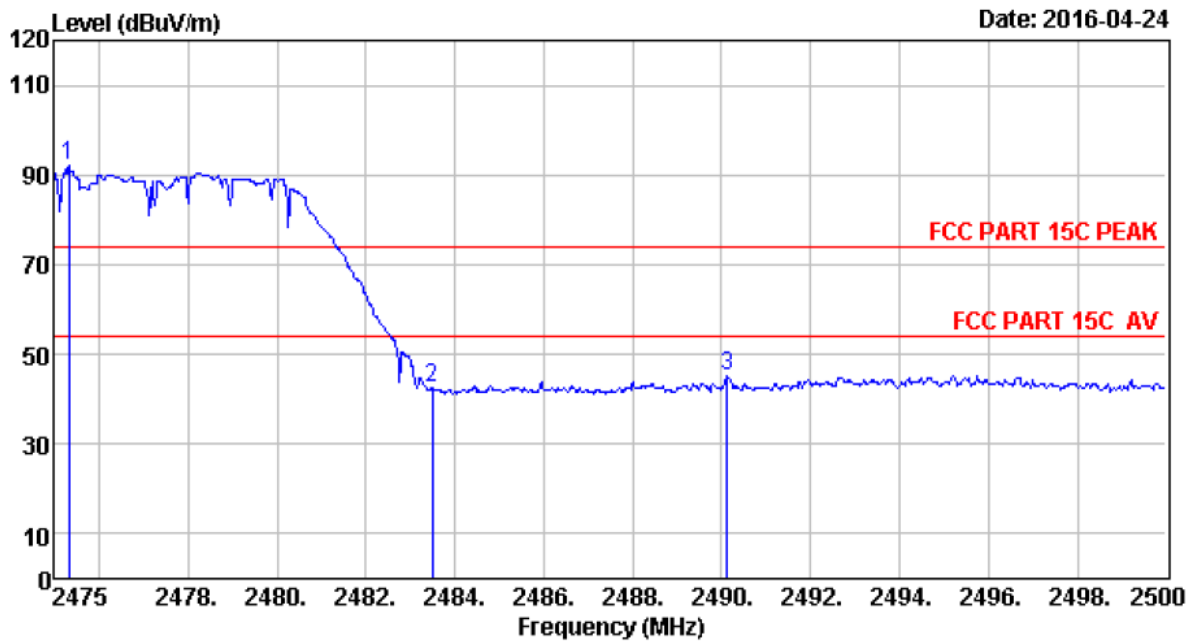
Remarks: 1. Emission Level= Antenna Factor + Cable Loss - Amp Factor + Reading.  
 2. The emission levels that are 20dB below the official limit are not reported.



Site no. : 966 l# chamber                                      Data no. : 492  
 Dis. / Ant. : 3m ANT 1-18G                                      Ant. pol. : VERTICAL  
 Limit : FCC PART 15C PEAK  
 Env. / Ins. : Temp:23.6';Humi:56%;Press:101.52kPa  
 Engineer : Tony  
 EUT : Portable Bluetooth Speaker  
 Power : DC 3.7V  
 M/N : DS3  
 Test Mode : 8-DPSK TX 2402MHz (Hopping On)

	Freq. (MHz)	Ant. Factor (dB/m)	Cable Loss (dB)	Amp Factor (dB)	Reading (dBuV)	Emission Level (dBuV/m)	Limits (dBuV/m)	Margin (dB)	Remark
1	2367.10	27.67	6.58	34.59	43.60	43.26	74.00	30.74	Peak
2	2390.00	27.64	6.62	34.62	42.14	41.78	74.00	32.22	Peak
3	2400.00	27.61	6.62	34.64	49.17	48.76	74.00	25.24	Peak
4	2405.05	27.61	6.64	34.64	93.97	93.58	74.00	-19.58	Peak

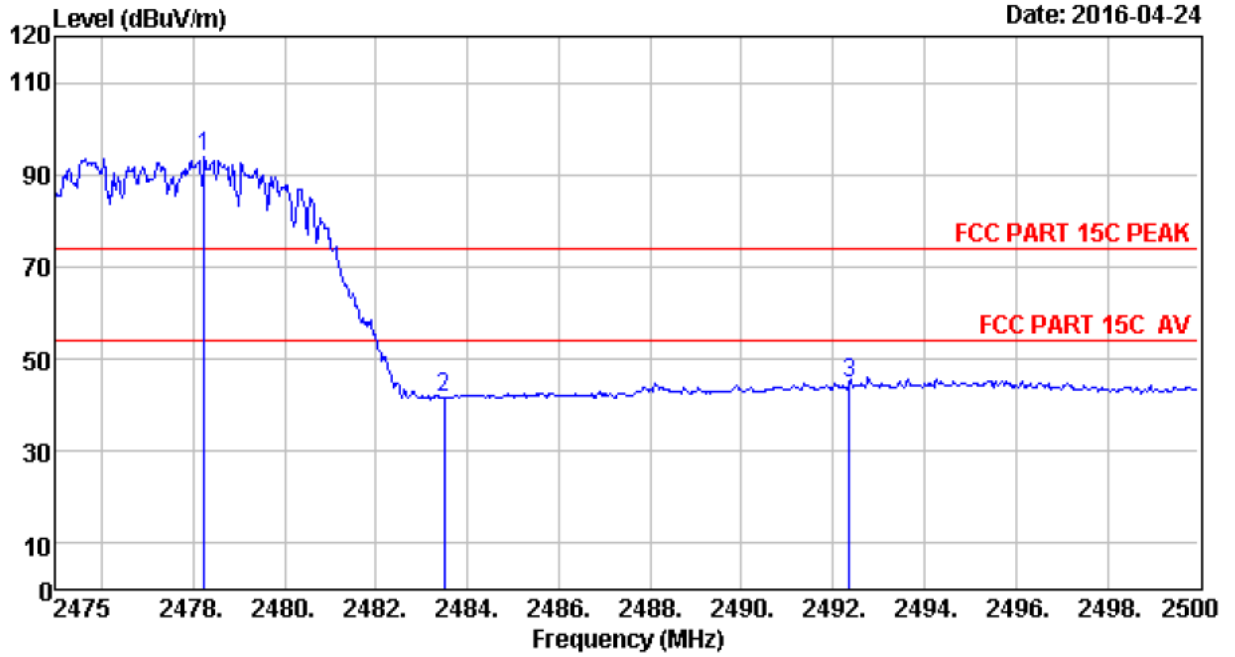
Remarks: 1. Emission Level= Antenna Factor + Cable Loss - Amp Factor + Reading.  
 2. The emission levels that are 20dB below the official limit are not reported.



Site no. : 966 1# chamber Data no. : 493  
 Dis. / Ant. : 3m ANT 1-18G Ant. pol. : VERTICAL  
 Limit : FCC PART 15C PEAK  
 Env. / Ins. : Temp:23.6';Humi:56%;Press:101.52kPa  
 Engineer : Tony  
 EUT : Portable Bluetooth Speaker  
 Power : DC 3.7V  
 M/N : DS3  
 Test Mode : 8-DPSK TX 2480MHz (Hopping On)

	Freq. (MHz)	Ant. Factor (dB/m)	Cable Loss (dB)	Amp Factor (dB)	Reading (dBUV)	Emission Level (dBUV/m)	Limits (dBUV/m)	Margin (dB)	Remark
1	2475.33	27.58	6.71	35.11	92.83	92.01	74.00	-18.01	Peak
2	2483.50	27.58	6.71	35.11	43.24	42.42	74.00	31.58	Peak
3	2490.13	27.58	6.73	35.24	46.21	45.28	74.00	28.72	Peak

Remarks: 1. Emission Level= Antenna Factor + Cable Loss - Amp Factor + Reading.  
 2. The emission levels that are 20dB below the official limit are not reported.



Site no. : 966 1# chamber                      Data no. : 494  
 Dis. / Ant. : 3m ANT 1-18G                      Ant. pol. : HORIZONTAL  
 Limit : FCC PART 15C PEAK  
 Env. / Ins. : Temp:23.6';Humi:56%;Press:101.52kPa  
 Engineer : Tony  
 EUT : Portable Bluetooth Speaker  
 Power : DC 3.7V  
 M/N : DS3  
 Test Mode : 8-DPSK TX 2480MHz (Hopping On)

	Freq. (MHz)	Ant. Factor (dB/m)	Cable Loss (dB)	Amp Factor (dB)	Reading (dBuV)	Emission Level (dBuV/m)	Limits (dBuV/m)	Margin (dB)	Remark
1	2478.25	27.58	6.71	35.11	94.88	94.06	74.00	-20.06	Peak
2	2483.50	27.58	6.71	35.11	42.58	41.76	74.00	32.24	Peak
3	2492.35	27.58	6.73	35.24	45.78	44.85	74.00	29.15	Peak

Remarks: 1. Emission Level= Antenna Factor + Cable Loss - Amp Factor + Reading.  
 2. The emission levels that are 20dB below the official limit are not reported.



## 10. CONDUCTED SPURIOUS EMISSION

### 10.1. Limit

In any 100kHz bandwidth outside the frequency bands in which the spread spectrum intentional radiator is operating, the radio frequency power that is produced by the intentional radiator shall be at least 20dB below that in the 100kHz bandwidth within the band that contains the highest level of the desired power.

### 10.2. Test Procedure

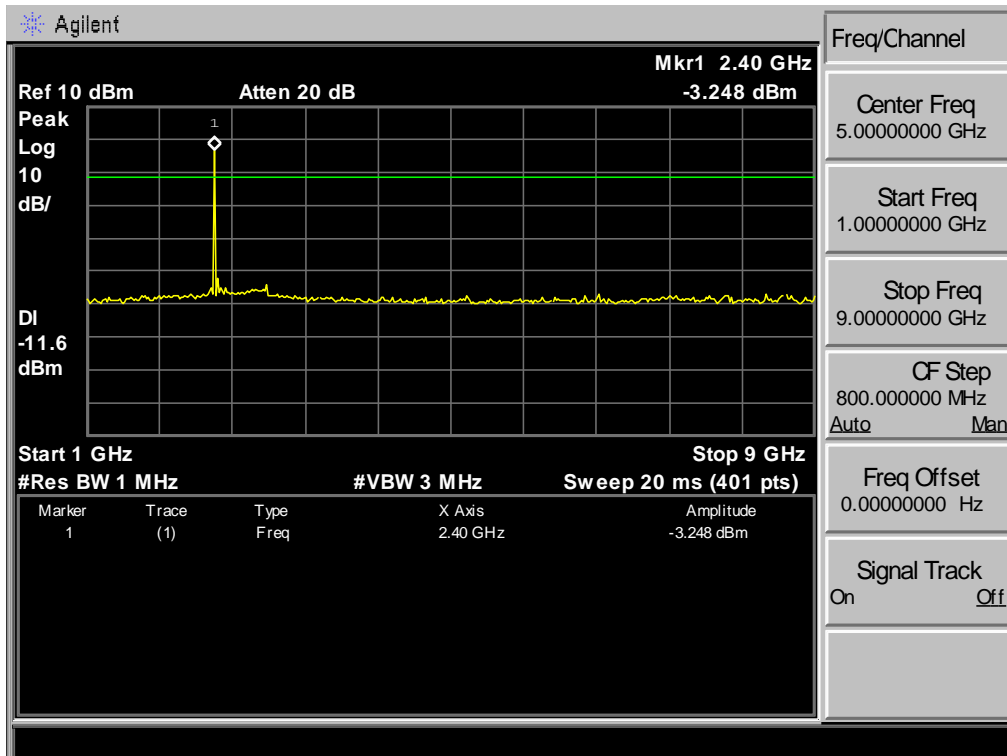
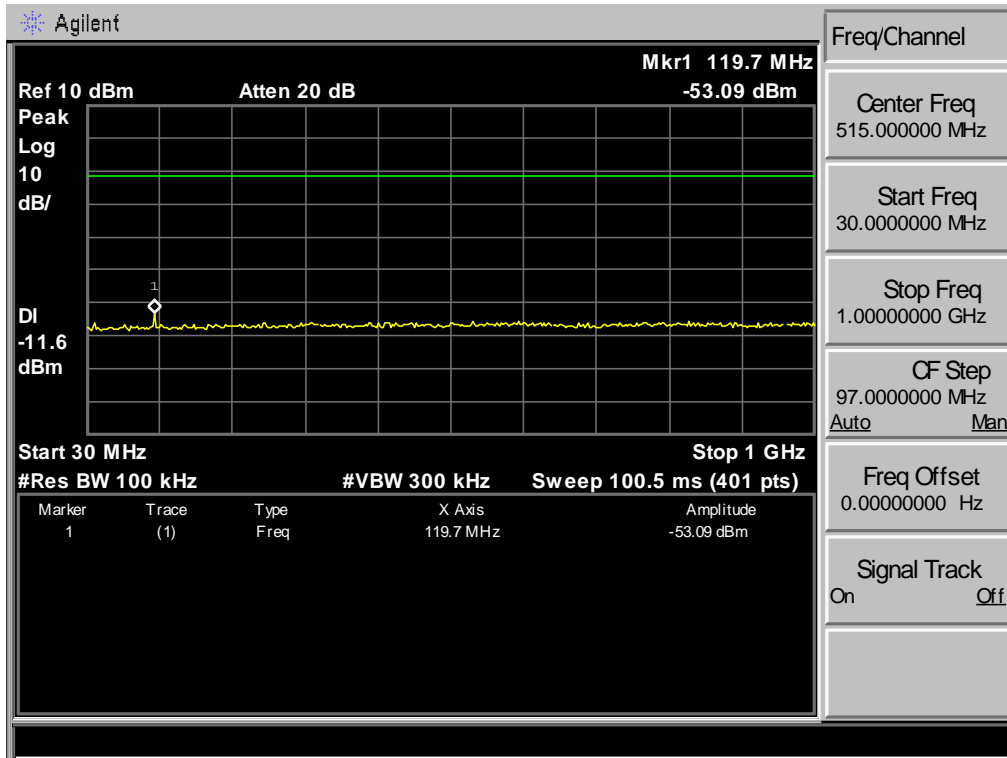
The transmitter output was connected to a spectrum analyzer, The resolution bandwidth is set to 100 kHz, The video bandwidth is set to 300 kHz for frequency range from 30MHz to 1000 MHz; The resolution bandwidth is set to 1 MHz, The video bandwidth is set to 3 MHz for frequency range from 1000MHz to 25000 MHz.

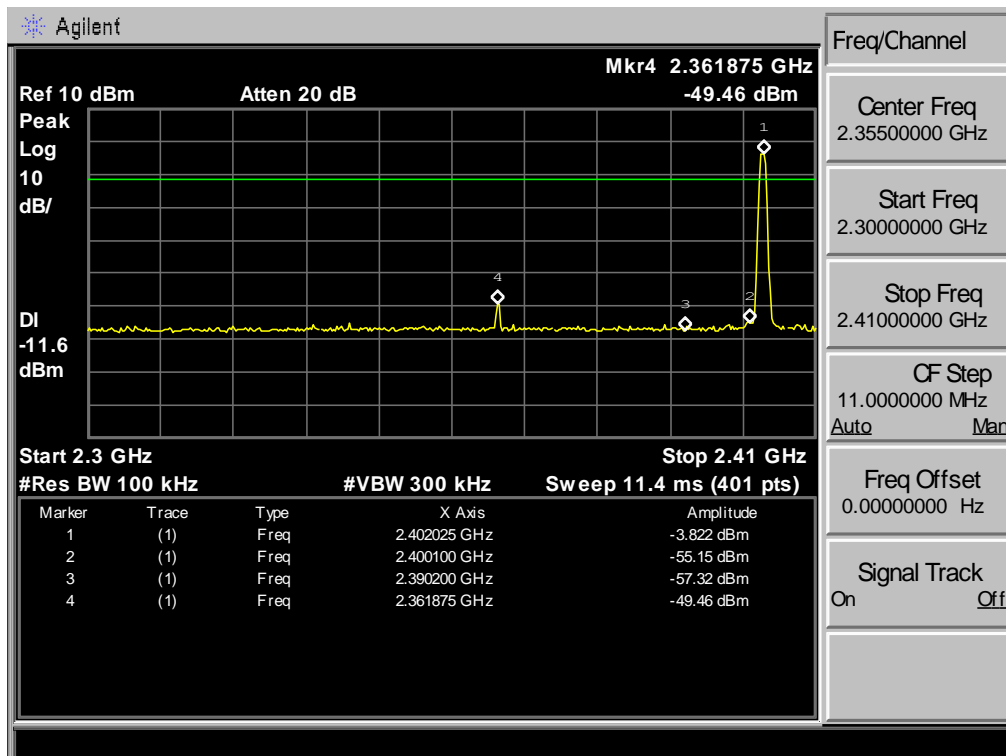
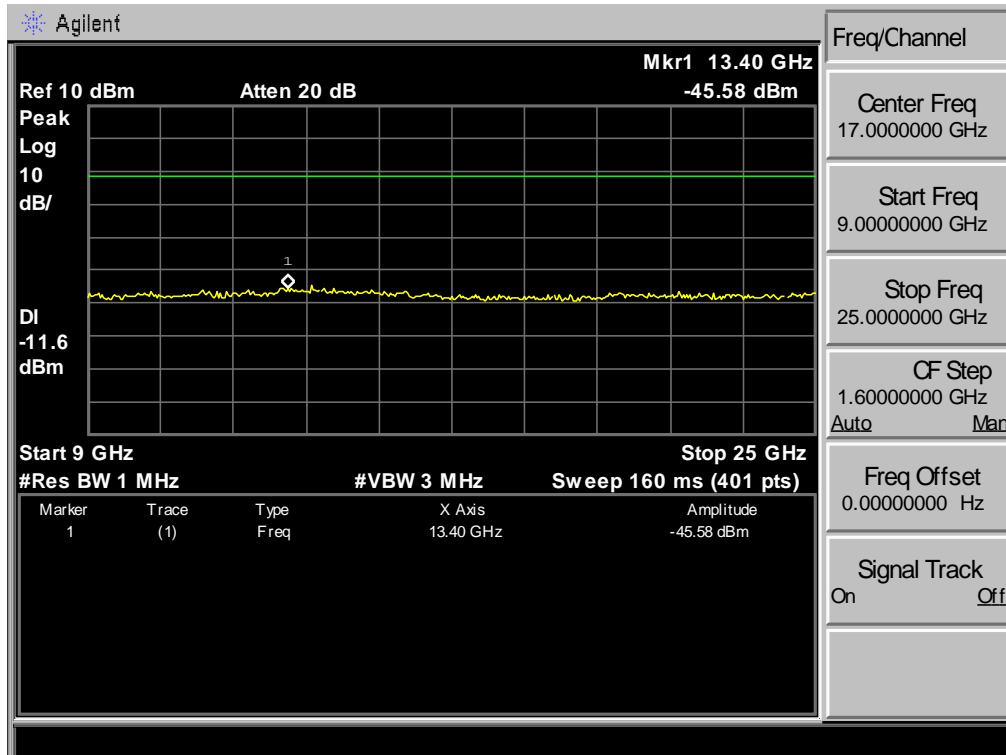
### 10.3. Test Result

**PASS** (The testing data was attached in the next pages.)

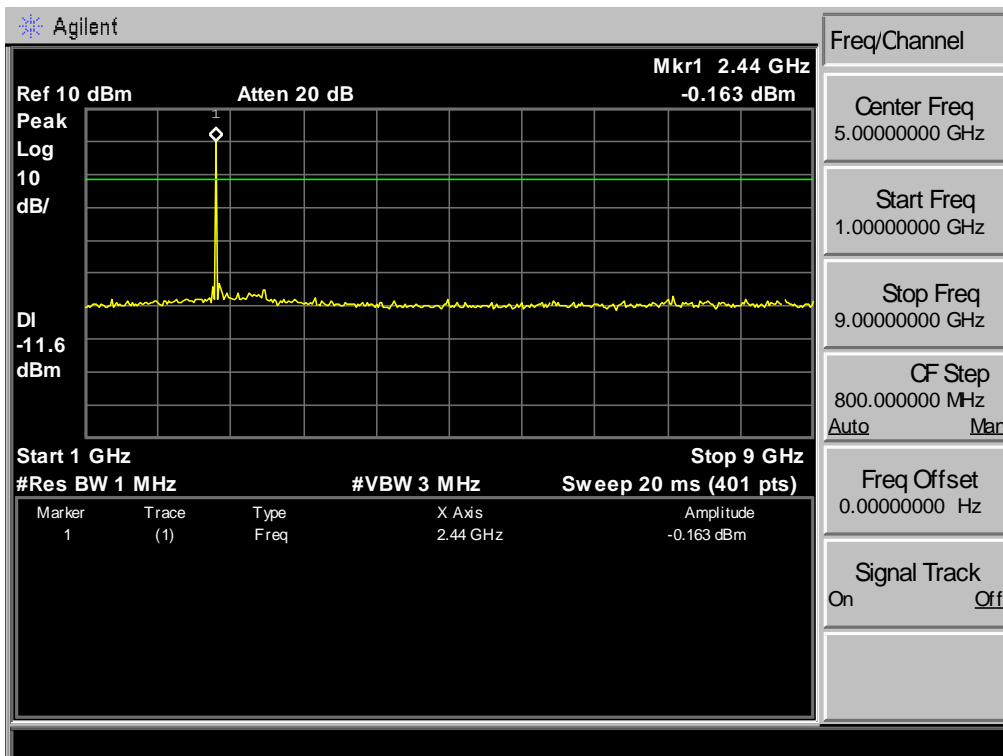
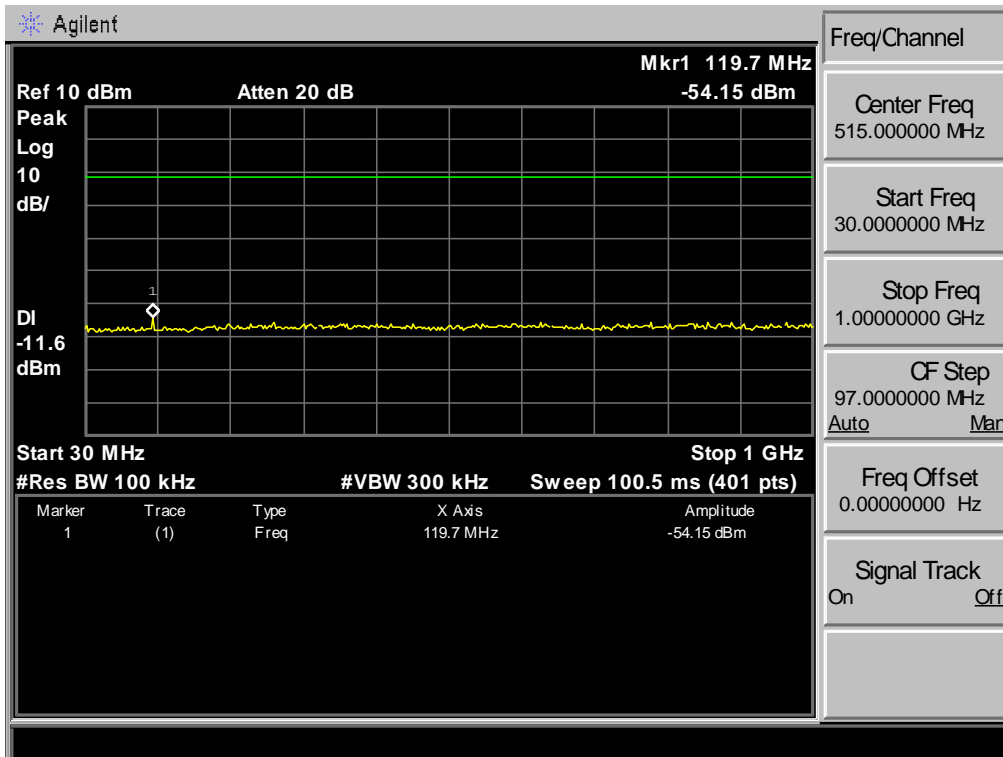
### 10.4. Test Data

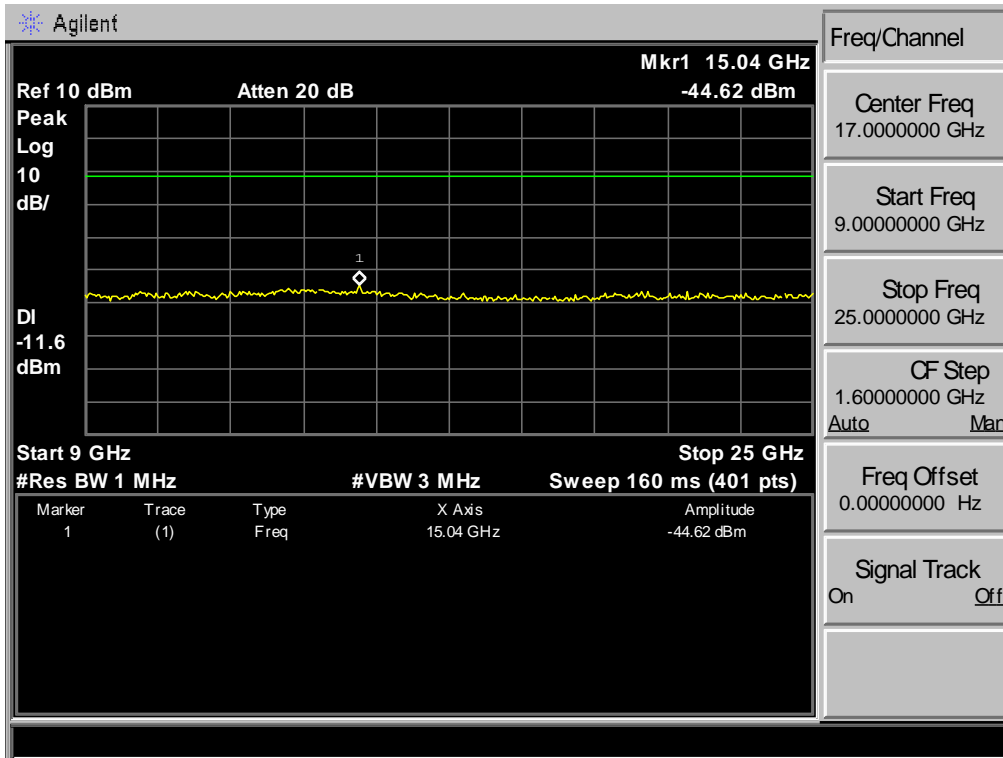
Test Mode: GFSK 2402MHz



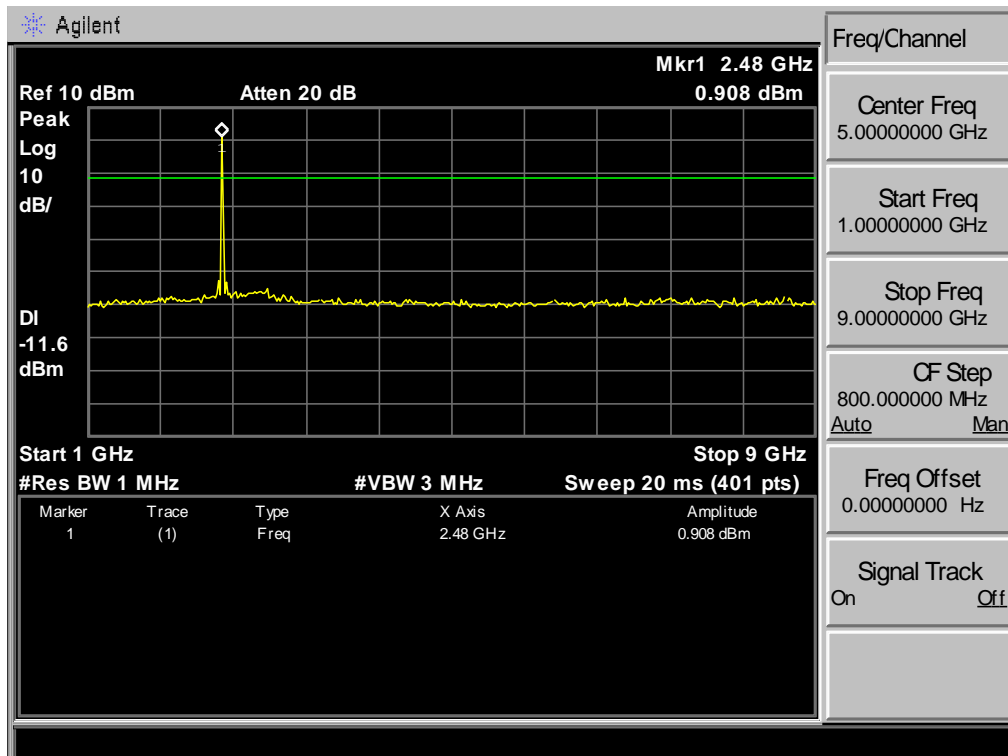
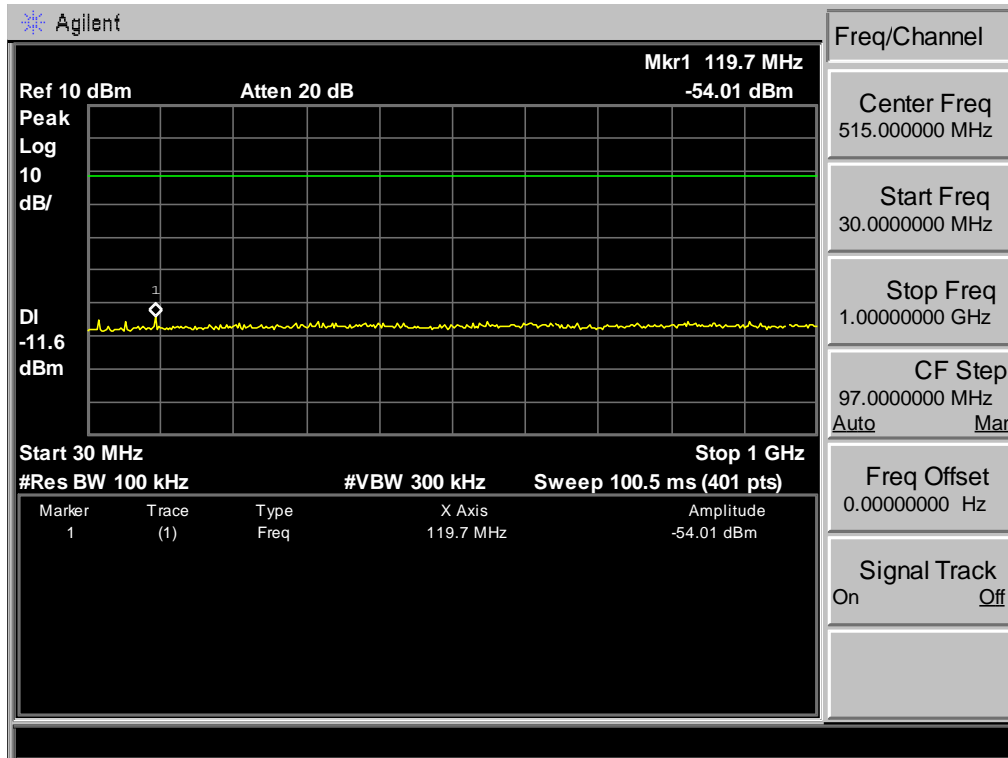


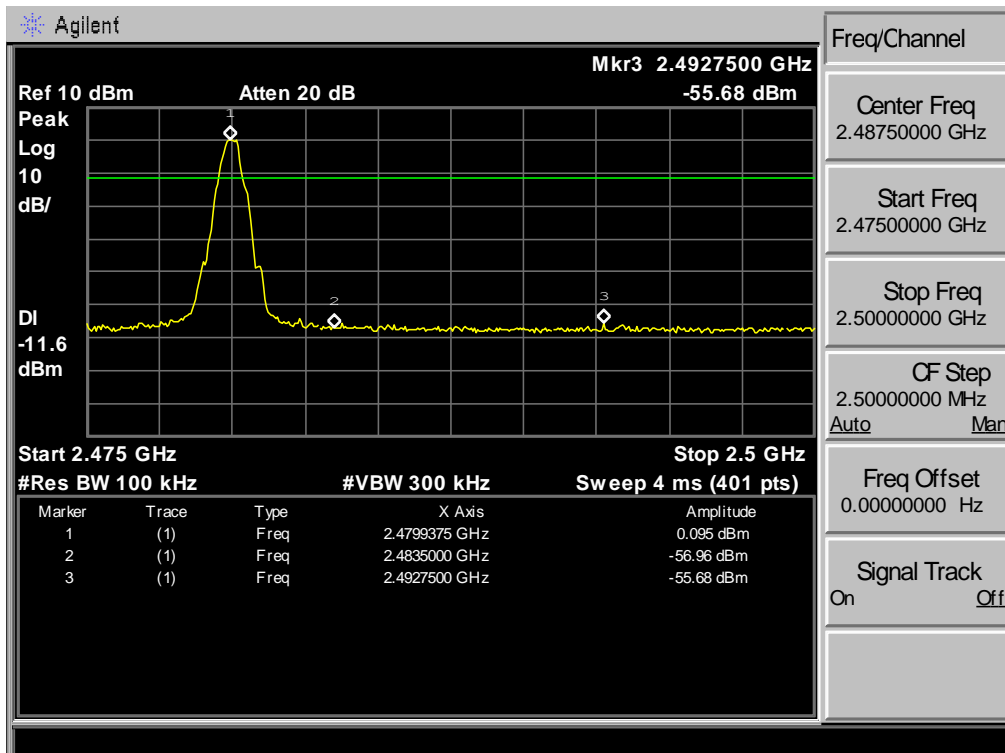
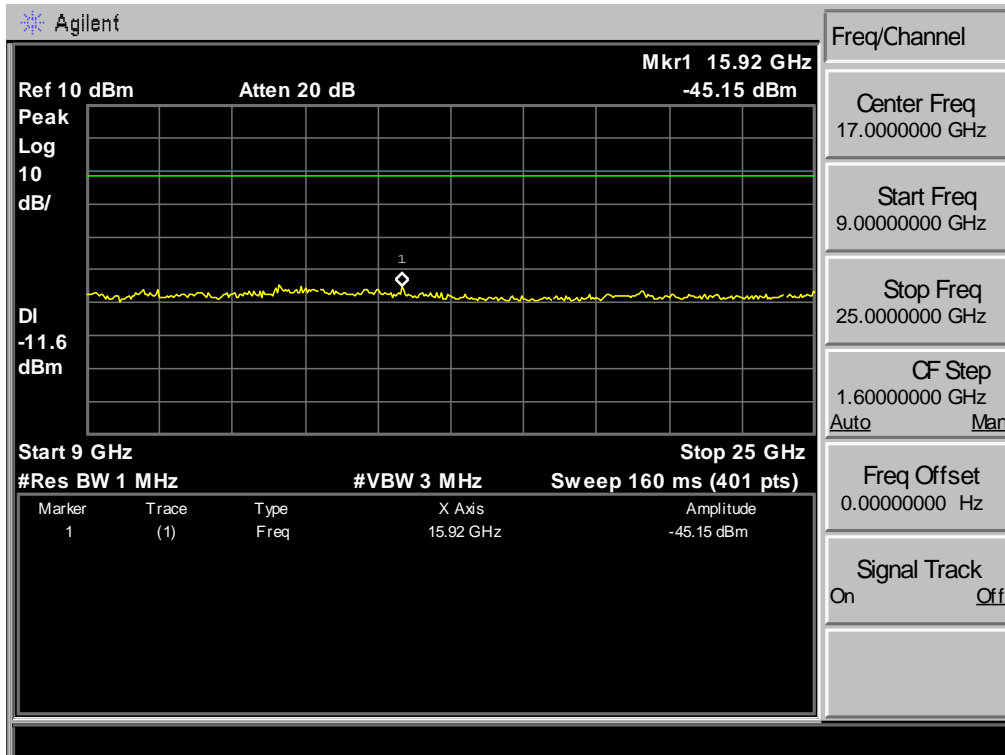
Test Mode: GFSK 2441MHz



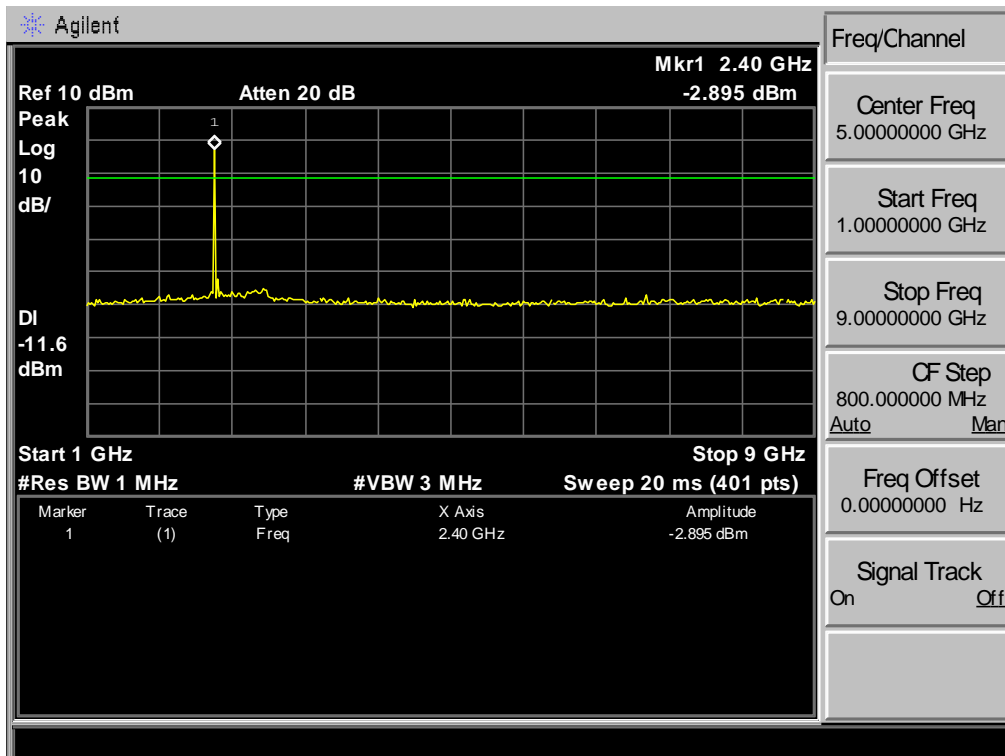
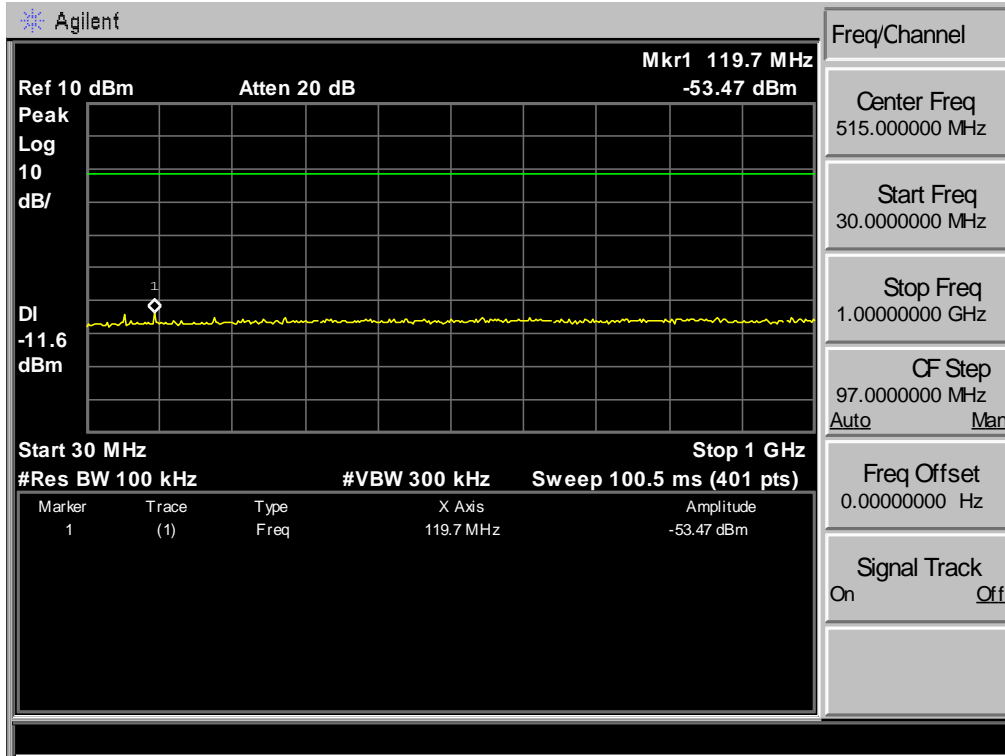


Test Mode: GFSK 2480MHz

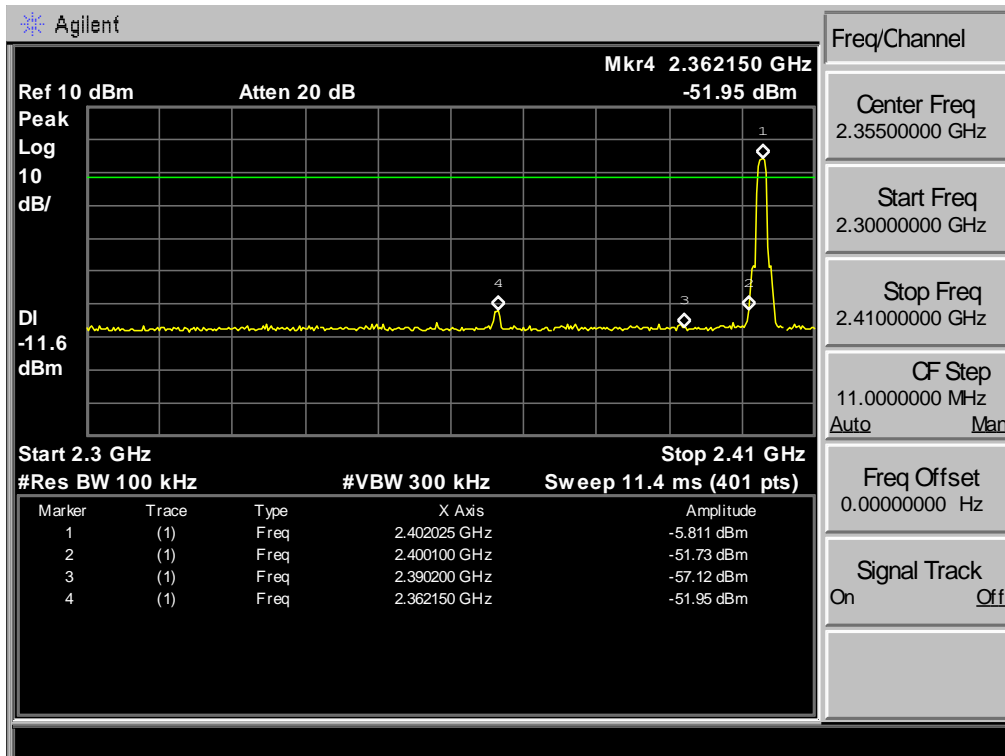
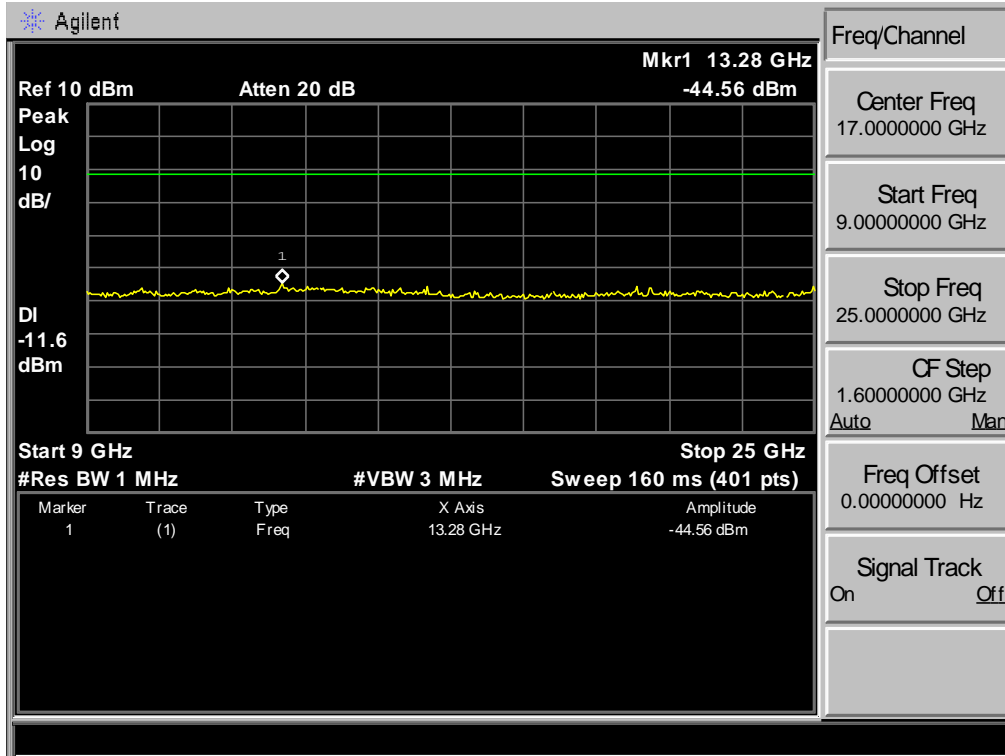




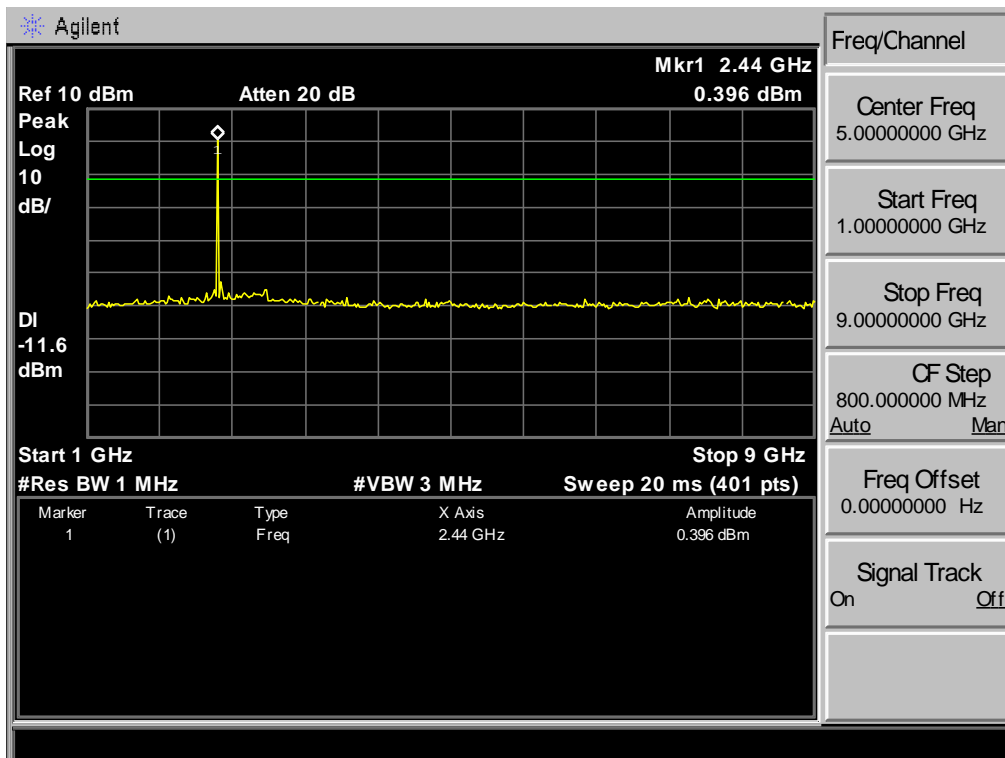
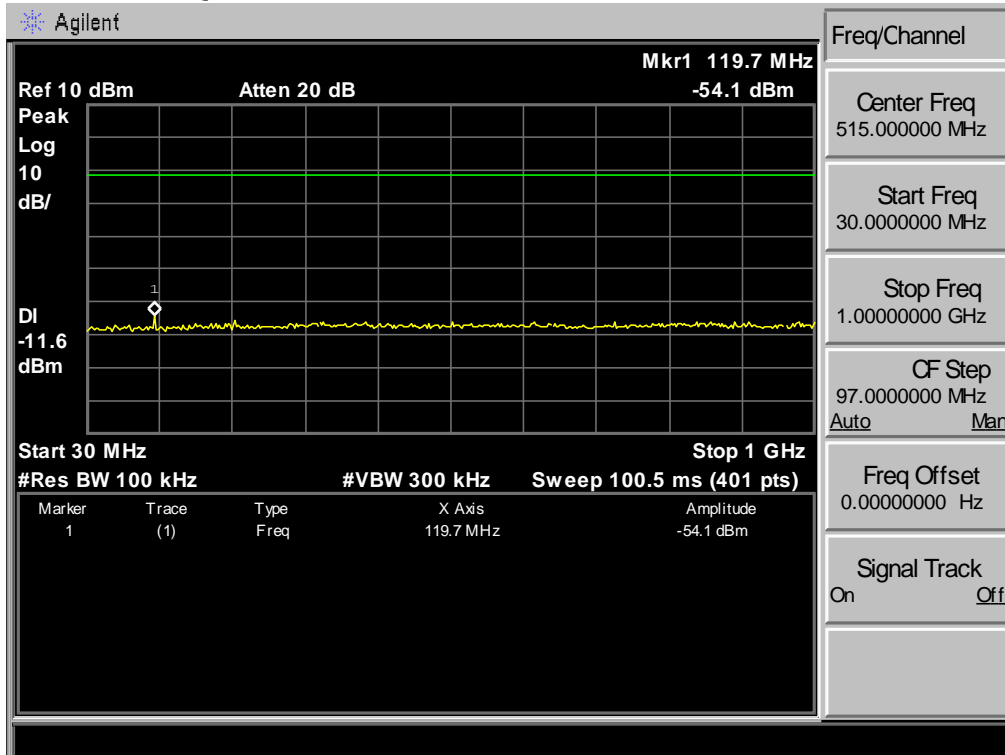
Test Mode:  $\pi/4$ -DQPSK 2402MHz

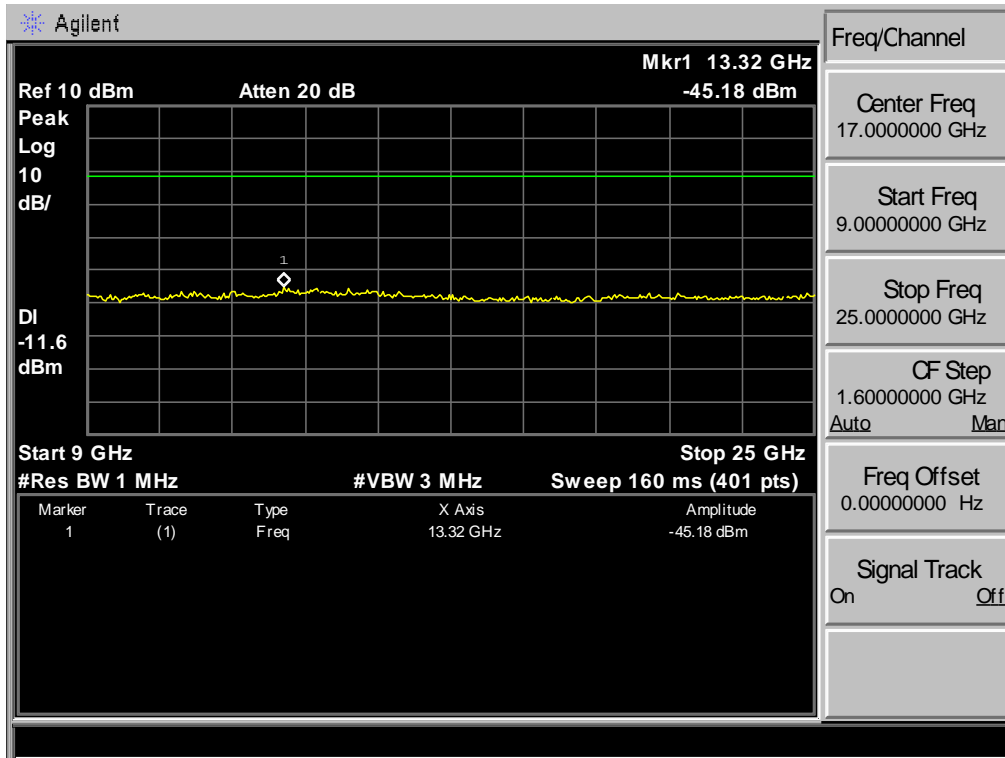




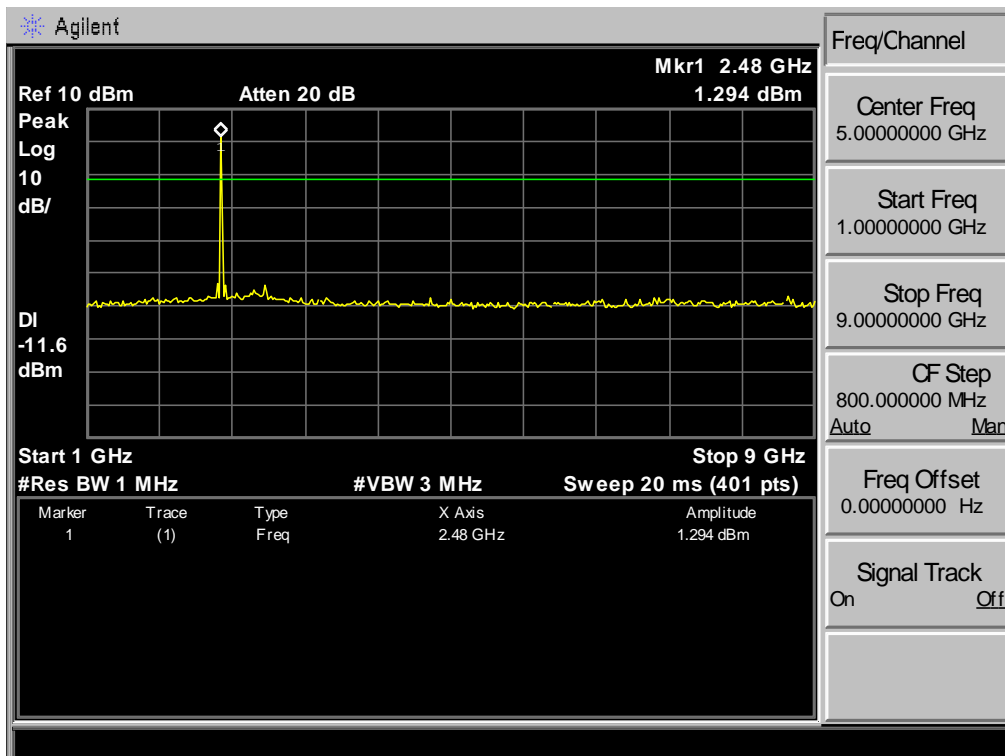
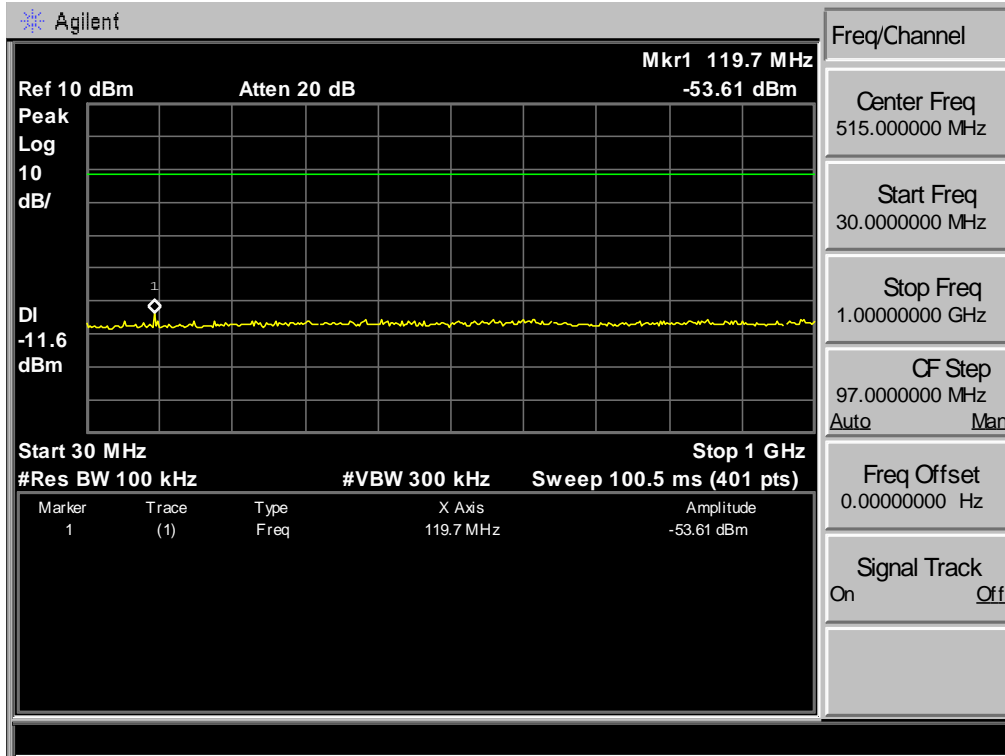


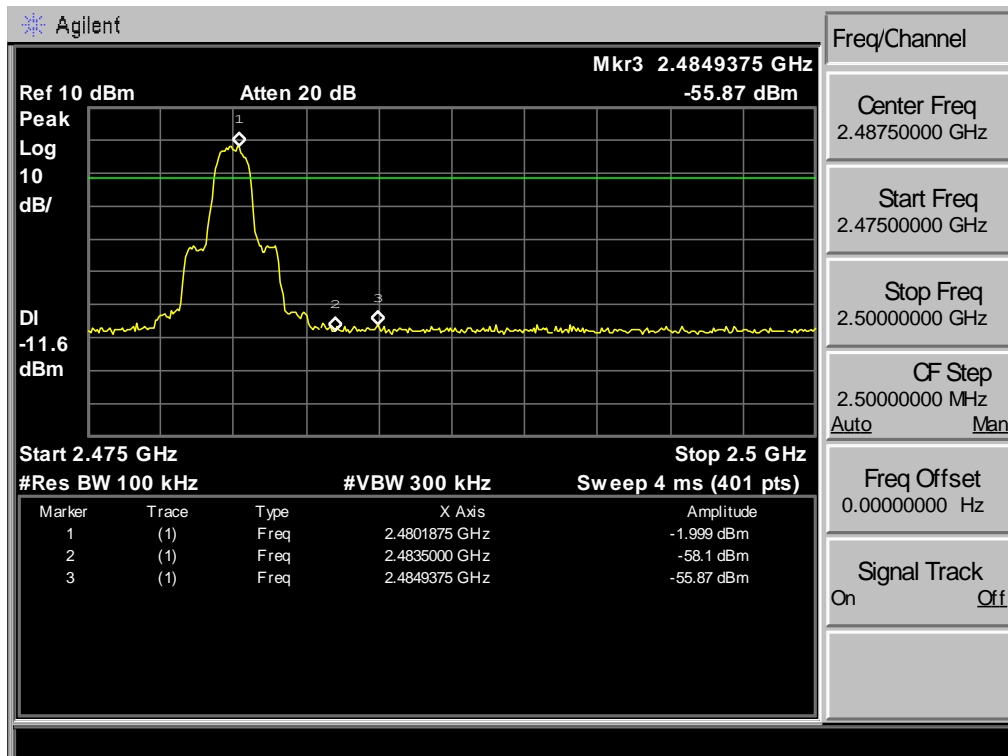
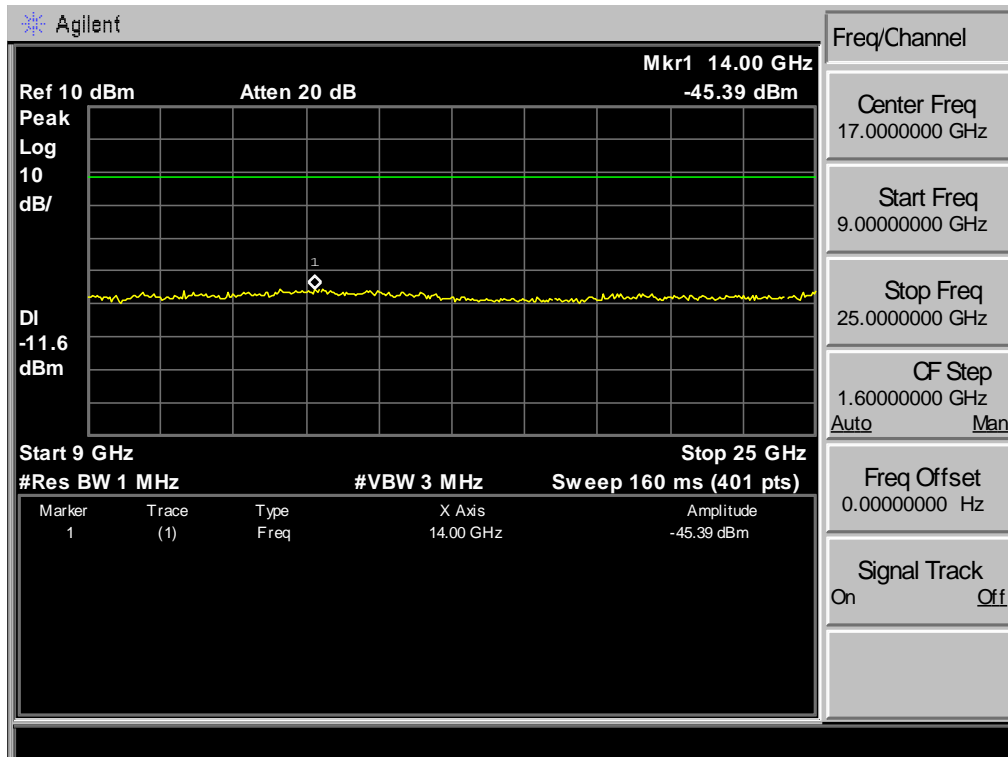
Test Mode:  $\pi/4$ -DQPSK 2441MHz



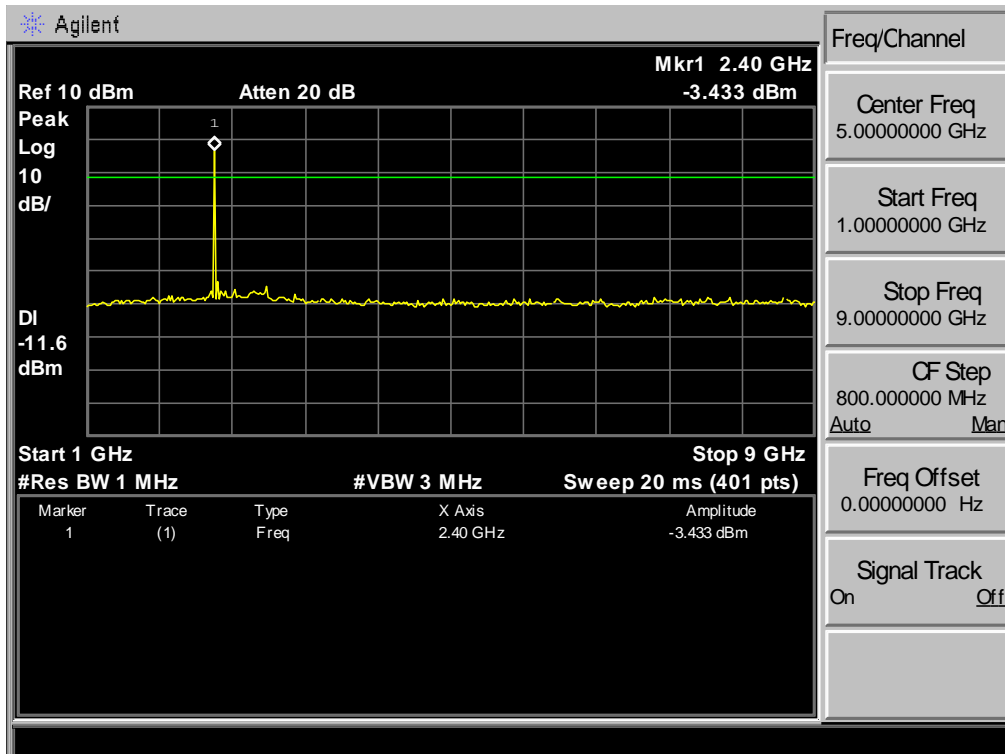
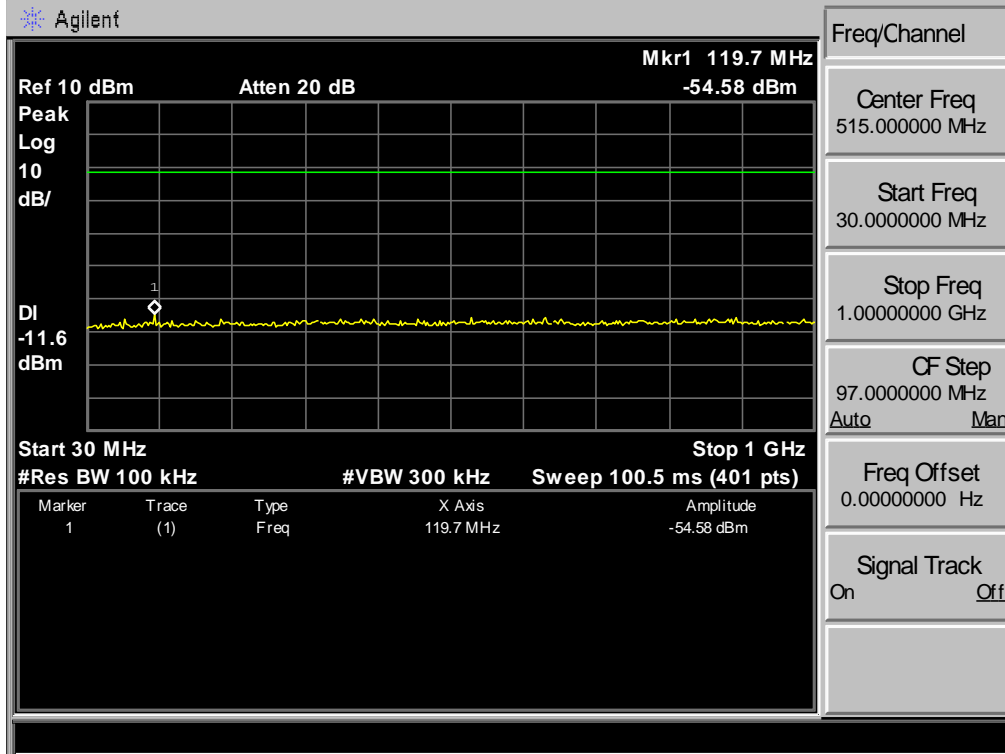


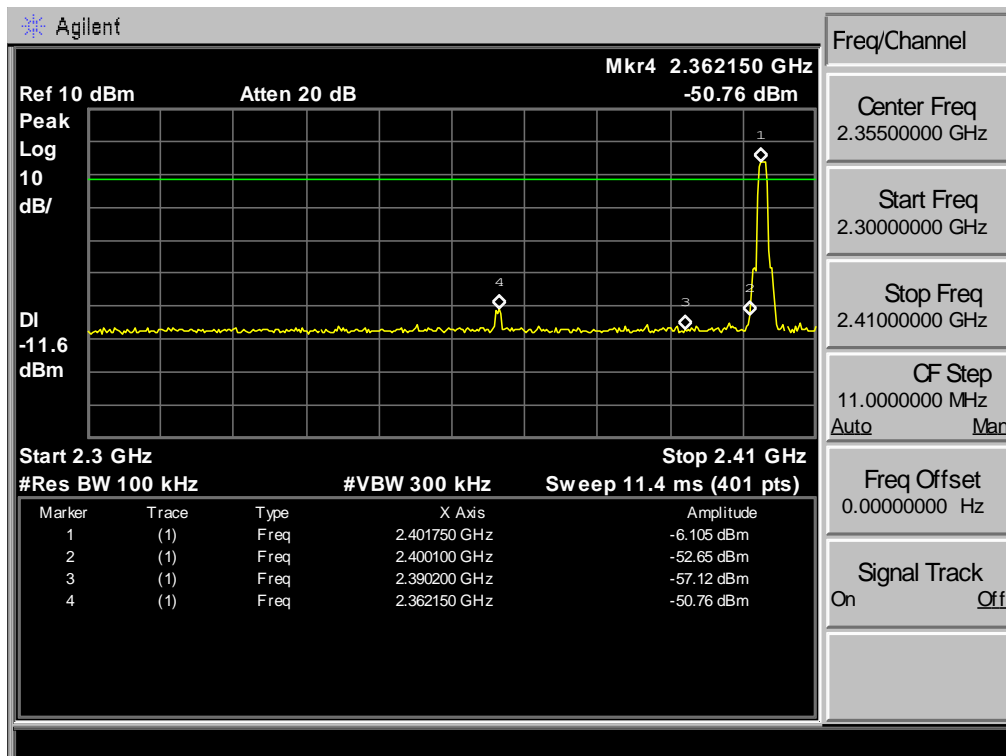
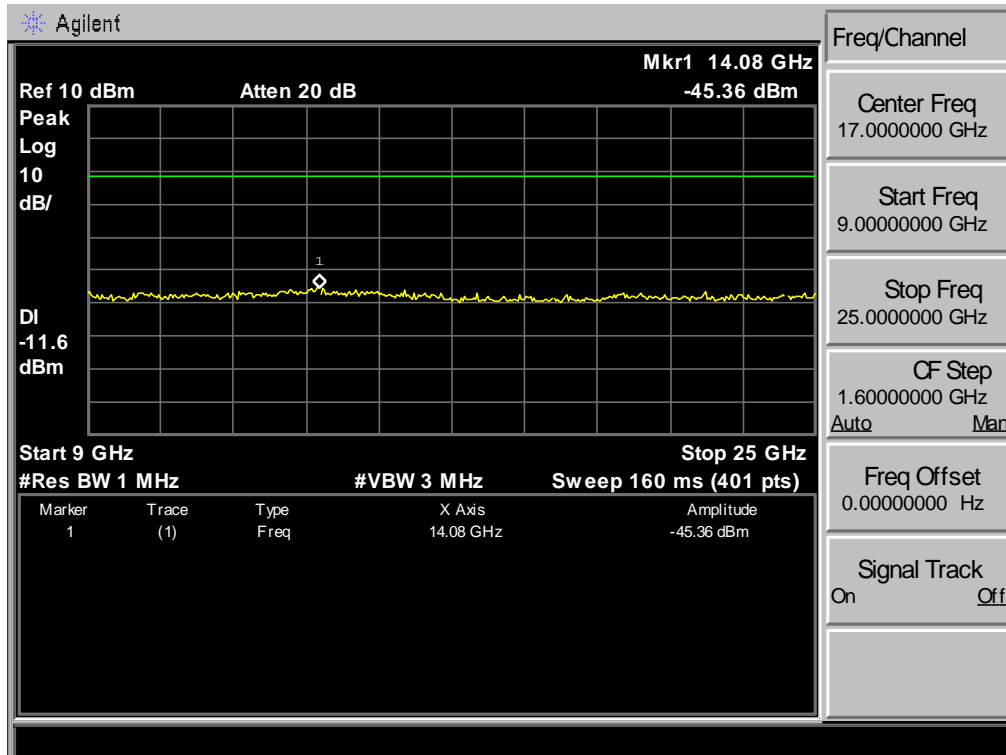
Test Mode:  $\pi/4$ -DQPSK 2480MHz



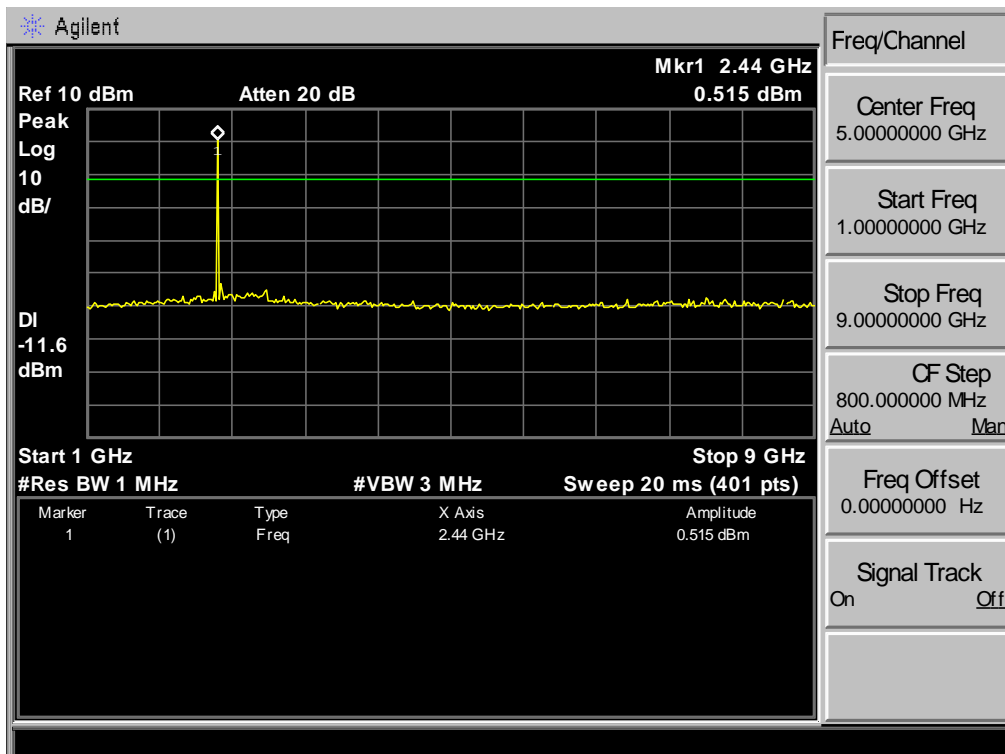
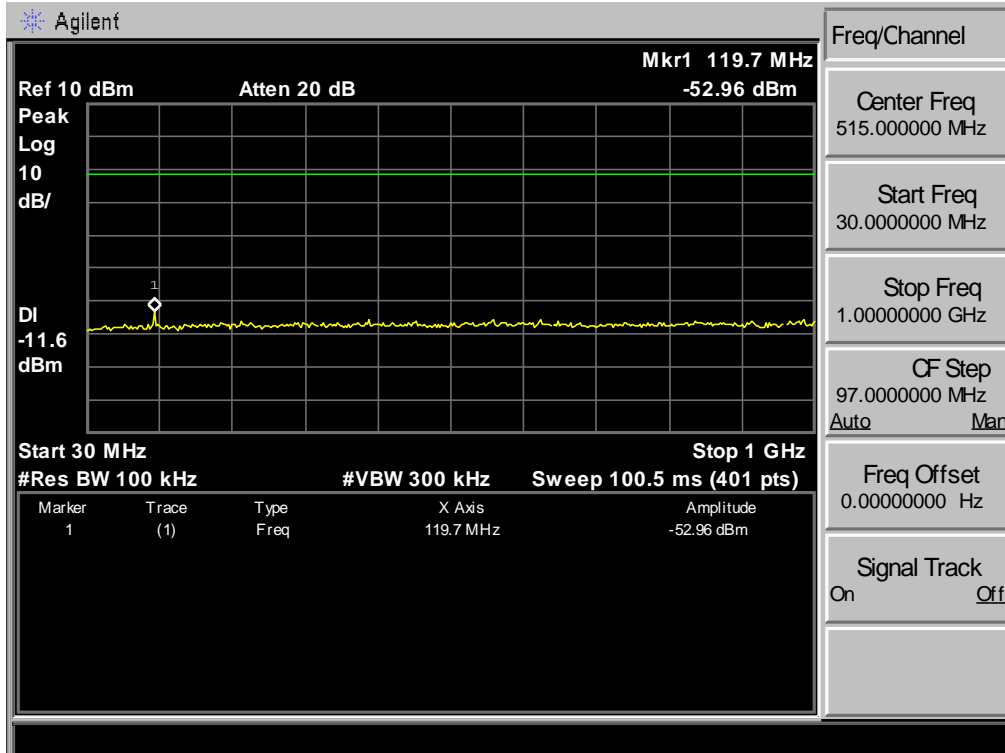


Test Mode: 8-DPSK 2402MHz

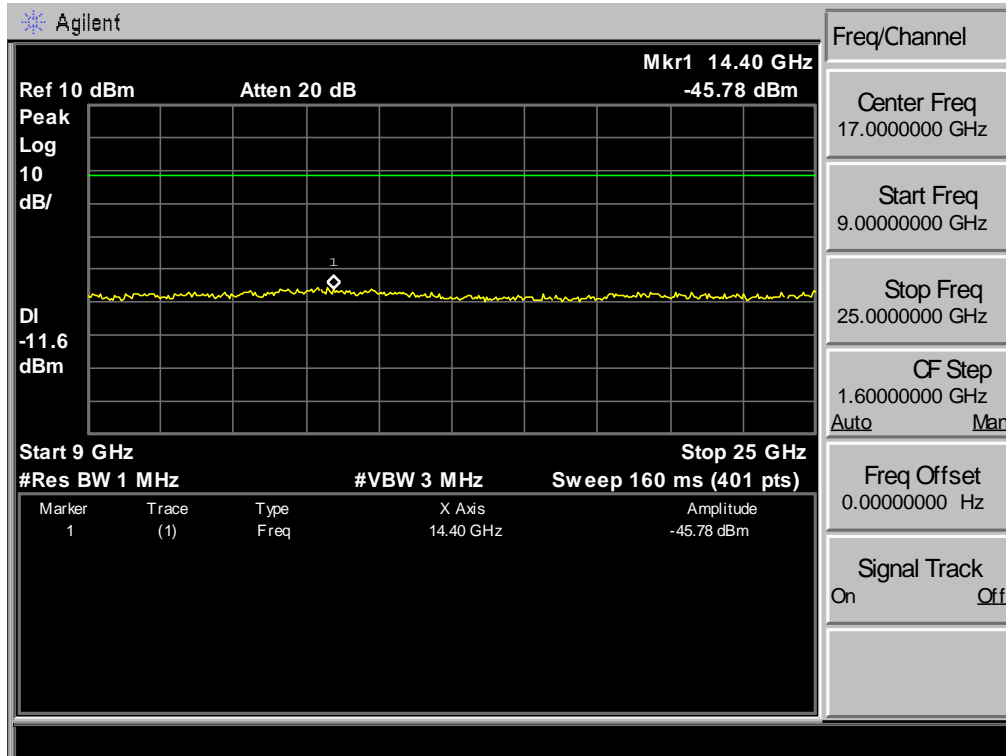




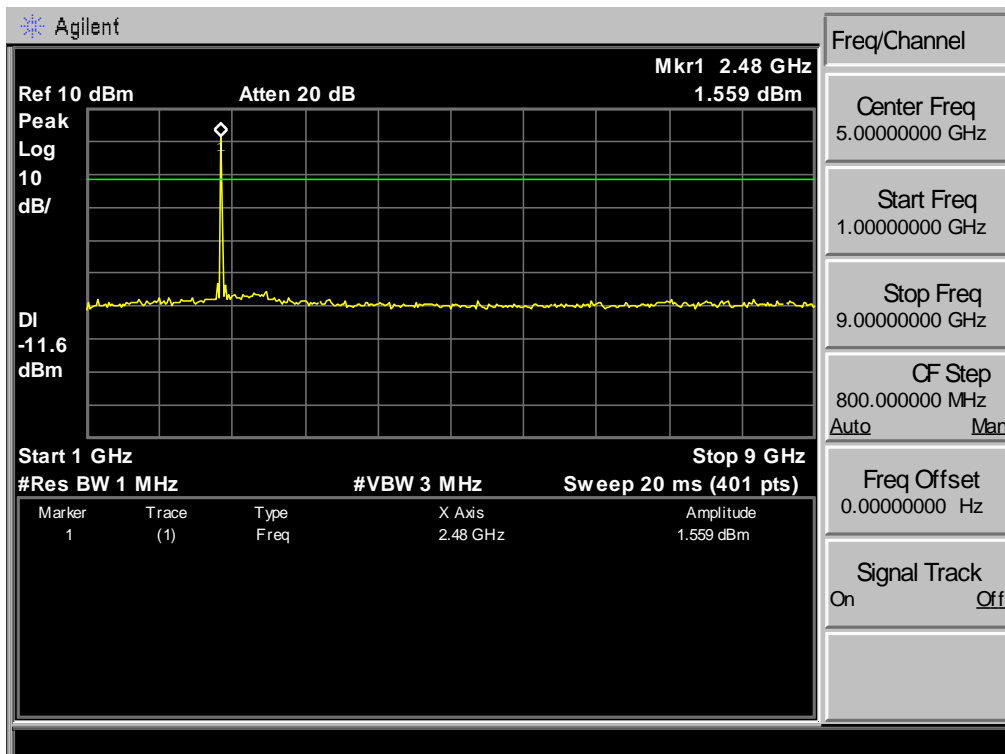
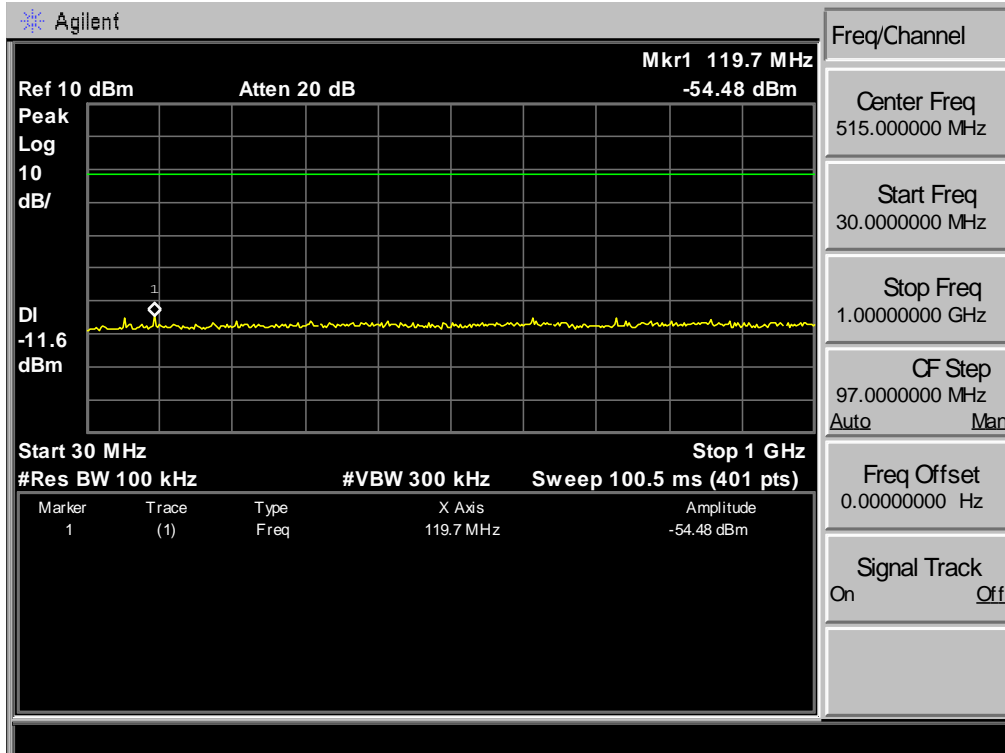
Test Mode: 8-DPSK 2441MHz

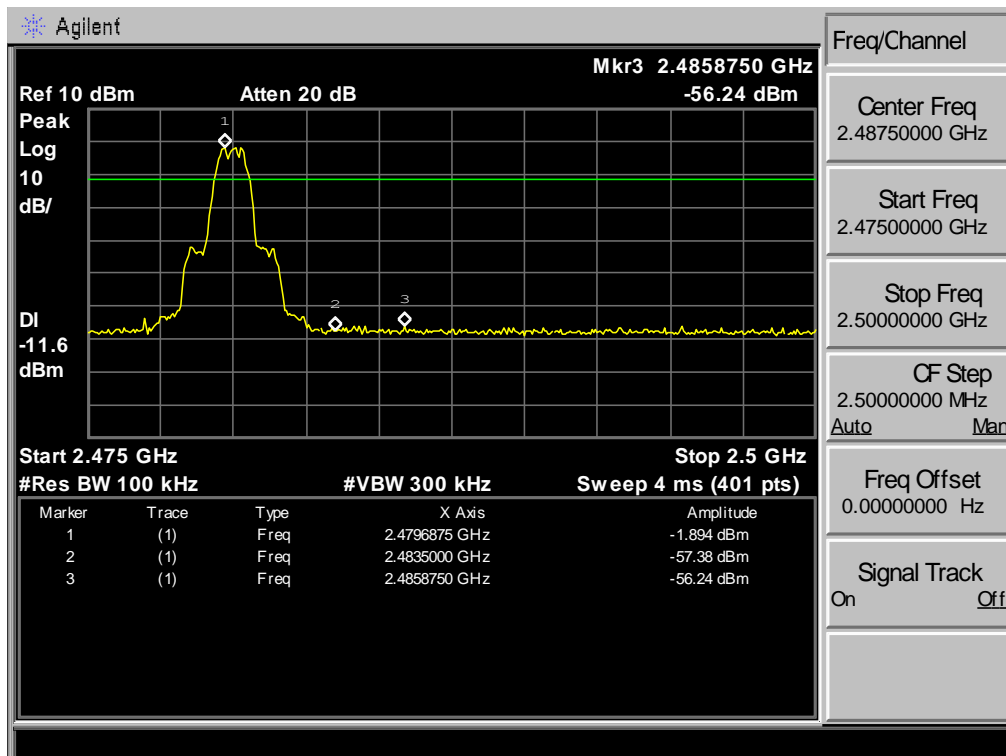
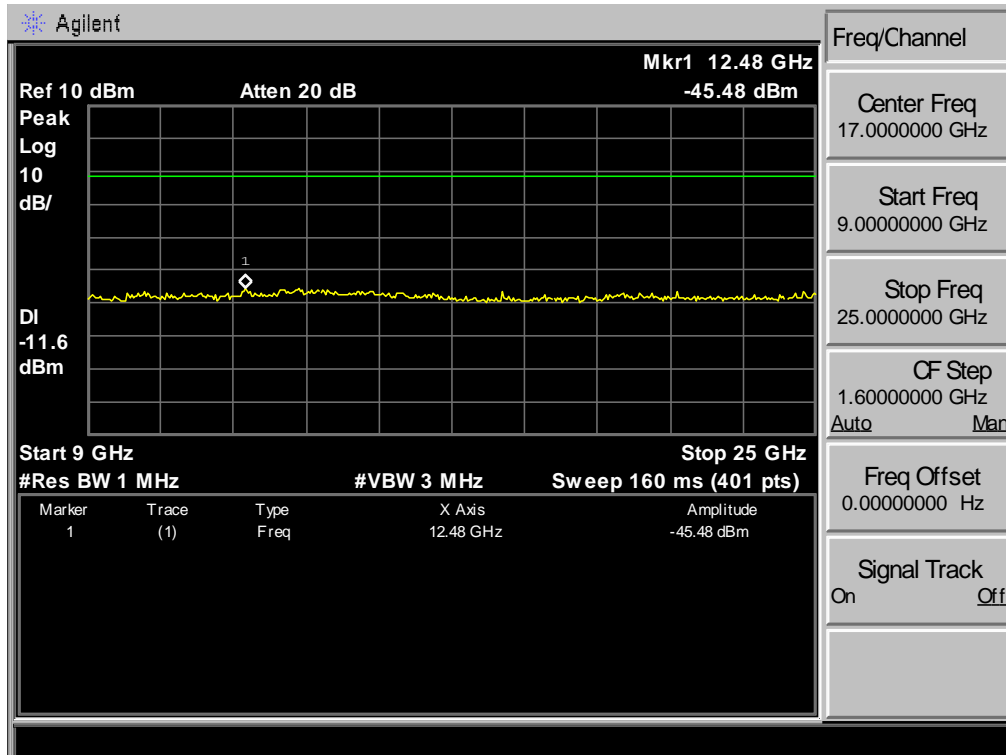






Test Mode: 8-DPSK 2480MHz





## 11. POWER LINE CONDUCTED EMISSIONS

### 11.1. Limit

Frequency	Maximum RF Line Voltage	
	Quasi-Peak Level dB(μV)	Average Level dB(μV)
150kHz ~ 500kHz	66 ~ 56*	56 ~ 46*
500kHz ~ 5MHz	56	46
5MHz ~ 30MHz	60	50

Notes: 1. \* Decreasing linearly with logarithm of frequency.  
 2. The lower limit shall apply at the transition frequencies.

### 11.2. Test Procedure

The EUT was placed on a non-metallic table, 80cm above the ground plane. The EUT was charged from PC's USB port which connected to the power mains through a line impedance stabilization network (L.I.S.N. 1#).. Both sides of AC line are checked to find out the maximum conducted emission. In order to find the maximum emission levels, the relative positions of equipment and all of the interface cables shall be changed according to ANSI C63.10: 2013 on Conducted Emission Test.

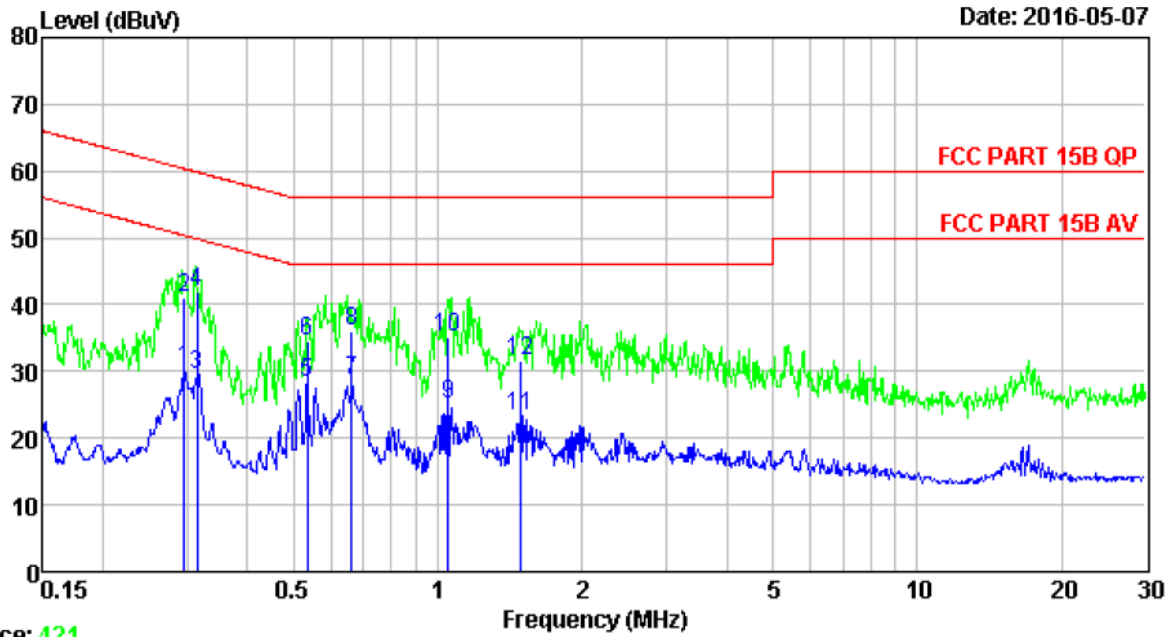
The bandwidth of test receiver (R & S ESHS30) is set at 10kHz.

The frequency range from 150kHz to 30MHz is checked.

### 11.3. Test Result

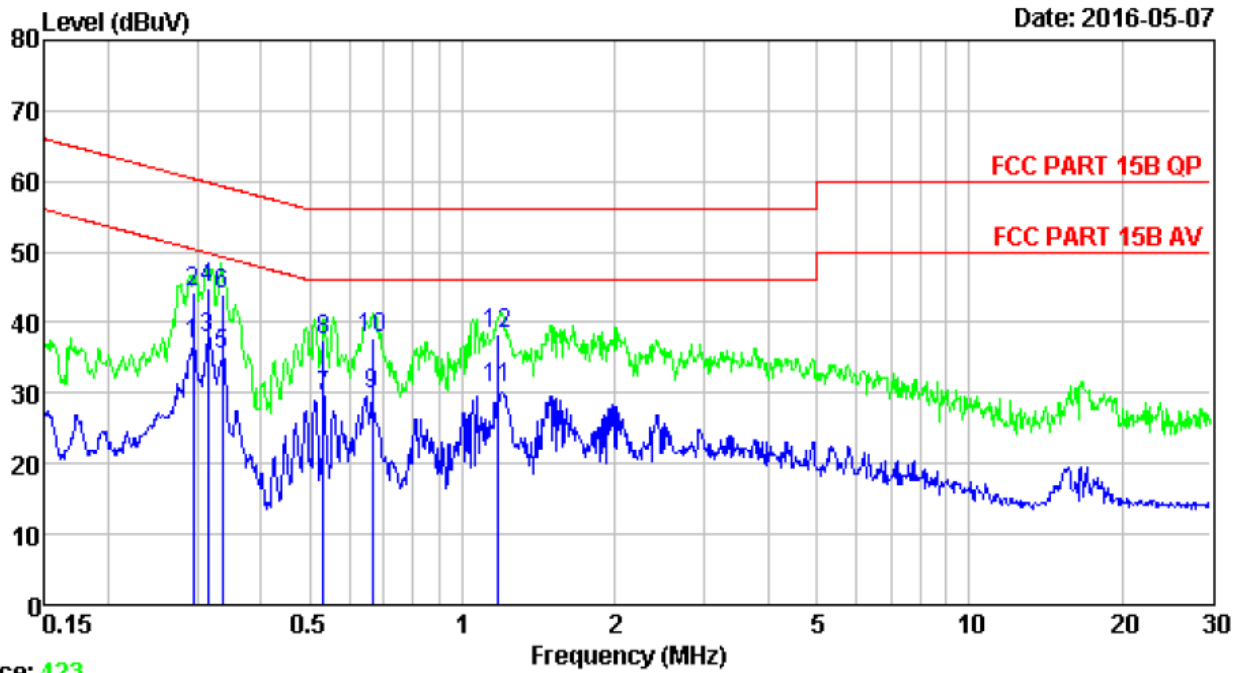
0.15MHz—30MHz Conducted emission Test result		
EUT: Portable Bluetooth Speaker M/N: DS3		
Power: DC 5V From PC Input AC 120V/60Hz DC 5V From PC Input AC 240V/60Hz		
Test date: 2016-05-07	Test site: 3m Chamber	Tested by: Tony.Tang
Test mode: Tx Mode		
Pass		

### 11.4. Test data



**Trace: 421**  
 Site no : 844 Shield Room Data no. : 422  
 Env. / Ins. : Temp:25.3'C Humi:58% Press:101.50kPa LINE Phase : NEUTRAL  
 Limit : FCC PART 15B QP  
 Engineer : Tony  
 EUT : Portable Bluetooth Speaker  
 Power : DC 5V From PC Input AC 120V/60Hz  
 M/N : DS3  
 Test Mode : TX Mode

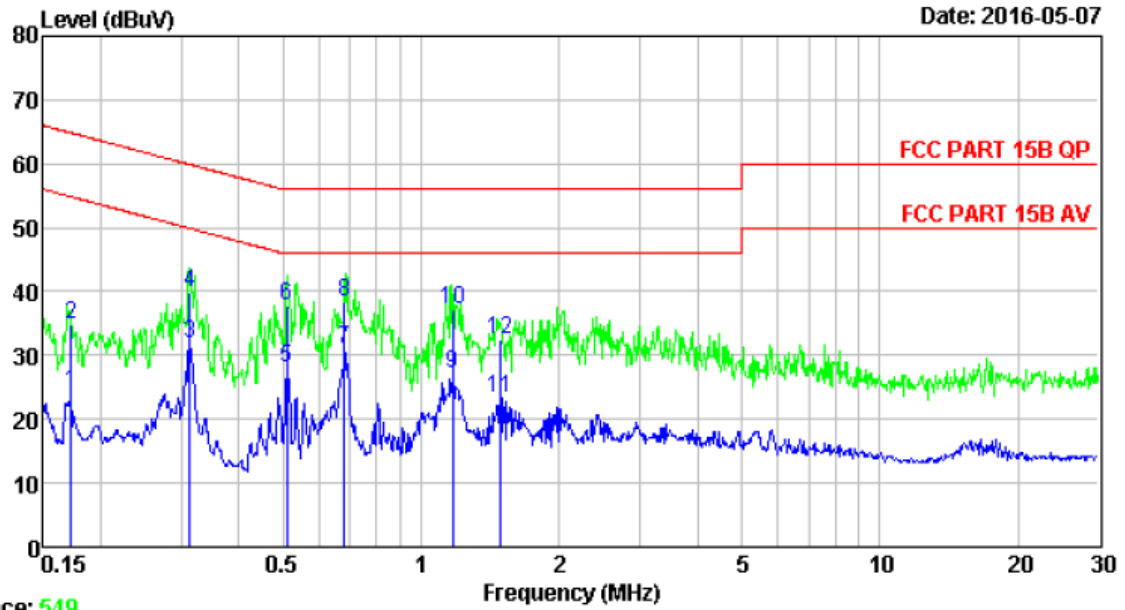
	Freq. (MHz)	LISN Factor (dB)	Cable Loss (dB)	Reading (dBuV)	Emission Level (dBuV)	Limits (dBuV)	Margin (dB)	Remark
1	0.30	9.60	9.83	10.92	30.35	50.37	20.02	Average
2	0.30	9.60	9.83	21.58	41.01	60.37	19.36	QP
3	0.31	9.60	9.83	10.12	29.55	49.84	20.29	Average
4	0.31	9.60	9.83	22.42	41.85	59.84	17.99	QP
5	0.53	9.60	9.82	8.90	28.32	46.00	17.68	Average
6	0.53	9.60	9.82	15.24	34.66	56.00	21.34	QP
7	0.66	9.62	9.81	9.08	28.51	46.00	17.49	Average
8	0.66	9.62	9.81	16.63	36.06	56.00	19.94	QP
9	1.05	9.61	9.84	5.70	25.15	46.00	20.85	Average
10	1.05	9.61	9.84	15.63	35.08	56.00	20.92	QP
11	1.49	9.62	9.83	3.78	23.23	46.00	22.77	Average
12	1.49	9.62	9.83	12.23	31.68	56.00	24.32	QP



Trace: 423

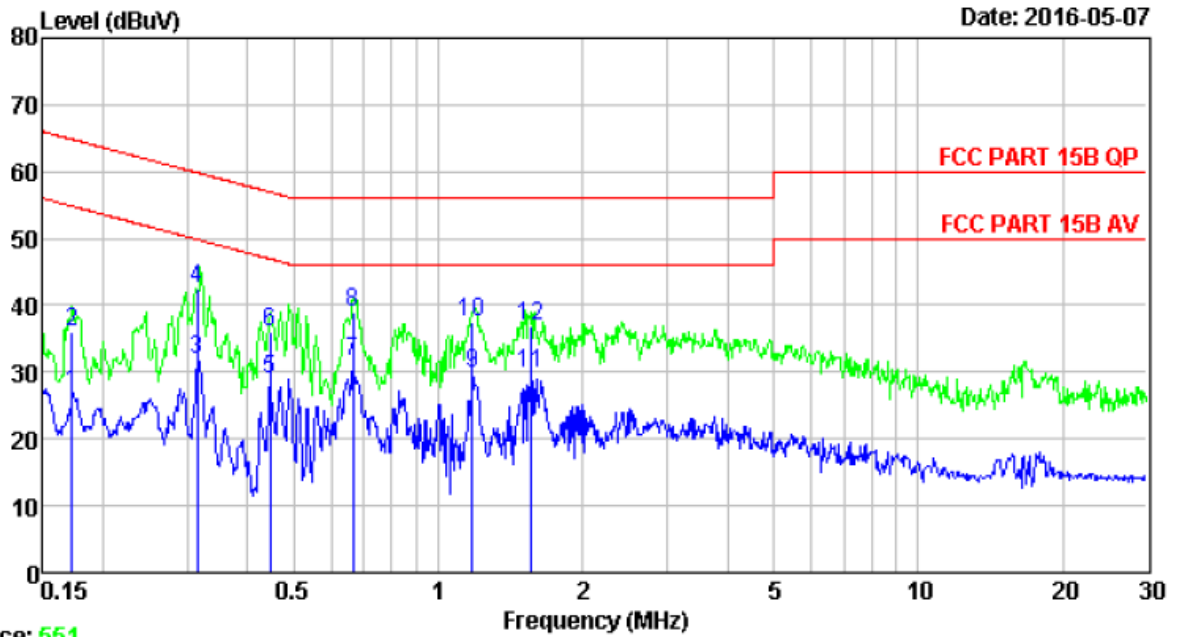
Site no : 844 Shield Room Data no. : 424  
 Env. / Ins. : Temp:25.3'C Humi:58% Press:101.50kPa LINE Phase : LINE  
 Limit : FCC PART 15B QP  
 Engineer : Tony  
 EUT : Portable Bluetooth Speaker  
 Power : DC 5V From PC Input AC 120V/60Hz  
 M/N : DS3  
 Test Mode : TX Mode

	Freq. (MHz)	LISM Factor (dB)	Cable Loss (dB)	Reading (dBuV)	Emission Level (dBuV)	Limits (dBuV)	Margin (dB)	Remark
1	0.29	9.61	9.83	17.33	36.77	50.41	13.64	Average
2	0.29	9.61	9.83	24.83	44.27	60.41	16.14	QP
3	0.31	9.61	9.83	18.33	37.77	49.84	12.07	Average
4	0.31	9.61	9.83	25.55	44.99	59.84	14.85	QP
5	0.34	9.61	9.83	15.97	35.41	49.31	13.90	Average
6	0.34	9.61	9.83	24.68	44.12	59.31	15.19	QP
7	0.53	9.61	9.81	10.21	29.63	46.00	16.37	Average
8	0.53	9.61	9.81	17.98	37.40	56.00	18.60	QP
9	0.66	9.59	9.81	10.27	29.67	46.00	16.33	Average
10	0.66	9.59	9.81	18.45	37.85	56.00	18.15	QP
11	1.18	9.63	9.81	11.40	30.84	46.00	15.16	Average
12	1.18	9.63	9.81	19.06	38.50	56.00	17.50	QP



Trace: 549  
 Site no : 844 Shield Room Data no. : 550  
 Env. / Ins. : Temp:25.3'C Humi:58% Press:101.50kPa LINE Phase : NEUTRAL  
 Limit : FCC PART 15B QP  
 Engineer : Tony  
 EUT : Portable Bluetooth Speaker  
 Power : DC 5V From PC Input AC 240V/50Hz  
 M/N : DS3  
 Test Mode : TX Mode

	Freq. (MHz)	LISM Factor (dB)	Cable Loss (dB)	Reading (dBuV)	Emission Level (dBuV)	Limits (dBuV)	Margin (dB)	Remark
1	0.17	9.53	9.81	4.85	24.19	54.86	30.67	Average
2	0.17	9.53	9.81	15.37	34.71	64.86	30.15	QP
3	0.31	9.60	9.83	12.34	31.77	49.88	18.11	Average
4	0.31	9.60	9.83	20.29	39.72	59.88	20.16	QP
5	0.51	9.59	9.81	8.62	28.02	46.00	17.98	Average
6	0.51	9.59	9.81	18.49	37.89	56.00	18.11	QP
7	0.68	9.63	9.81	11.44	30.88	46.00	15.12	Average
8	0.68	9.63	9.81	18.81	38.25	56.00	17.75	QP
9	1.17	9.61	9.81	7.75	27.17	46.00	18.83	Average
10	1.17	9.61	9.81	17.90	37.32	56.00	18.68	QP
11	1.49	9.62	9.83	3.78	23.23	46.00	22.77	Average
12	1.49	9.62	9.83	12.92	32.37	56.00	23.63	QP



Trace: 551

Site no : 844 Shield Room Data no. : 552  
 Env. / Ins. : Temp:25.3'C Humi:58% Press:101.50kPa LINE Phase : LINE  
 Limit : FCC PART 15B QP  
 Engineer : Tony  
 EUT : Portable Bluetooth Speaker  
 Power : DC 5V From PC Input AC 240V/50Hz  
 M/N : DS3  
 Test Mode : TX Mode

	Freq. (MHz)	LISN Factor (dB)	Cable Loss (dB)	Reading (dBuV)	Emission Level (dBuV)	Limits (dBuV)	Margin (dB)	Remark
1	0.17	9.61	9.81	7.38	26.80	54.86	28.06	Average
2	0.17	9.61	9.81	16.53	35.95	64.86	28.91	QP
3	0.31	9.61	9.83	12.33	31.77	49.84	18.07	Average
4	0.31	9.61	9.83	22.94	42.38	59.84	17.46	QP
5	0.45	9.61	9.81	9.38	28.80	46.93	18.13	Average
6	0.45	9.61	9.81	16.52	35.94	56.93	20.99	QP
7	0.66	9.59	9.81	12.27	31.67	46.00	14.33	Average
8	0.66	9.59	9.81	19.47	38.87	56.00	17.13	QP
9	1.18	9.63	9.81	10.40	29.84	46.00	16.16	Average
10	1.18	9.63	9.81	18.06	37.50	56.00	18.50	QP
11	1.56	9.62	9.83	10.36	29.81	46.00	16.19	Average
12	1.56	9.62	9.83	17.41	36.86	56.00	19.14	QP



## 12. ANTENNA REQUIREMENTS

### 12.1. Limit

For intentional device, according to FCC 47 CFR Section 15.203, an intentional radiator shall be designed to ensure that no antenna other than that furnished by the responsible party shall be used with the device. And according to FCC 47 CFR Section 15.247 (b), if transmitting antennas of directional gain greater than 6dBi are used, the power shall be reduced by the amount in dB that the directional gain of the antenna exceeds 6dBi.

### 12.2. Result

The antennas used for this product are integral Patch Antenna and that no antenna other than that furnished by the responsible party shall be used with the device, the maximum peak gain of the transmit antenna is only 0dBi.