

FCC PART 15C TEST REPORT FOR CERTIFICATION
On Behalf of

Microlab Electronics Co.,Ltd.

Portable Bluetooth Speaker

Model Number: DS2

FCC ID: OR8-DS2

Prepared for : Microlab Electronics Co.,Ltd.
South Baozi Rd., Shenzhen Microlab Industrial Park , Shenzhen
518122 ,China

Prepared By : EST Technology Co., Ltd.
Santun(guantai Road), Houjie Town, DongGuan City,
GuangDong, China.

Tel: 86-769-83081888-808




Report Number: ESTE-R1605036
Date of Test : April 11, 2016~ May 13, 2016
Date of Report : May 17, 2016

TABLE OF CONTENTS

Description	Page
TEST REPORT VERIFICATION.....	3
1. GENERAL INFORMATION.....	5
1.1. Description of Device (EUT)	5
2. SUMMARY OF TEST	6
2.1. Summary of test result.....	6
2.2. Test Facilities	7
2.3. Measurement uncertainty	8
2.4. Assistant equipment used for test.....	8
2.5. Block Diagram	8
2.6. Test mode	9
2.7. Channel List for Bluetooth.....	9
2.8. Test Equipment.....	10
3. MAXIMUM PEAK OUTPUT POWER	11
3.1. Limit.....	11
3.2. Test Procedure.....	11
3.3. Test Result.....	11
3.4. Test Data.....	12
4. 20 DB BANDWIDTH.....	18
4.1. Limit.....	18
4.2. Test Procedure.....	18
4.3. Test Result.....	18
4.4. Test Data.....	19
5. CARRIER FREQUENCY SEPARATION	25
5.1. Limit.....	25
5.2. Test Procedure.....	25
5.3. Test Result.....	25
5.4. Test Data.....	26
6. NUMBER OF HOPPING CHANNEL	32
6.1. Limit.....	32
6.2. Test Procedure.....	32
6.3. Test Result.....	32
6.4. Test Data.....	33
7. DWELL TIME.....	36
7.1. Limit.....	36
7.2. Test Procedure.....	36
7.3. Test Result.....	36
7.4. Test Data.....	37
8. RADIATED EMISSIONS.....	46
8.1. Limit.....	46
8.2. Block Diagram of Test setup.....	47
8.3. Test Procedure.....	48

- 8.4. Test Result..... 48
- 8.5. Test Data..... 49
- 9. BAND EDGE COMPLIANCE 104
 - 9.1. Limit 104
 - 9.2. Block Diagram of Test setup 104
 - 9.3. Test Procedure 104
 - 9.4. Test Result..... 104
 - 9.5. Test Data..... 105
- 10. CONDUCTED SPURIOUS EMISSION..... 129
 - 10.1. Limit 129
 - 10.2. Test Procedure 129
 - 10.3. Test Result..... 129
 - 10.4. Test Data..... 130
- 11. POWER LINE CONDUCTED EMISSIONS..... 148
 - 11.1. Limit 148
 - 11.2. Test Procedure 148
- 12. ANTENNA REQUIREMENTS 153
 - 12.1. Limit 153
 - 12.2. Result..... 153
- 13. TEST SETUP PHOTO 154
- 14. PHOTO EUT..... 157

Test Report Verification

Applicant:	Microlab Electronics Co.,Ltd.		
Address:	South Baozi Rd., Shenzhen Microlab Industrial Park , Shenzhen 518122 ,China		
Manufacturer	Klipsch Group, Inc.		
Address:	3502 Woodview Trace, Indianapolis, IN 46268		
E.U.T:	Portable Bluetooth Speaker		
Model Number:	DS2		
Power Supply:	DC 3.7V From Internal Battery DC 5V From USB for Charging		
Test Voltage:	DC 3.7V From Internal Battery		
Trade Name:	Jamo	Serial No.:	-----
Date of Receipt:	April 11, 2016	Date of Test:	April 11 – May 13, 2016
Test Specification:	FCC Rules and Regulations Part 15 Subpart C:2015 ANSI C63.10:2013		
Test Result:	<p>The device described above is tested by EST Technology Co., Ltd.. The measurement results were contained in this test report and EST Technology Co., Ltd. was assumed full responsibility for the accuracy and completeness of these measurements. Also, this report shows that the EUT to be technically compliance with the FCC Rules and Regulations Part 15 Subpart C requirements.</p> <p style="text-align: right;">This report applies to above tested sample only and shall not be reproduced in part without written approval of EST Technology Co., Ltd. Date: May 17, 2016</p>		
Prepared by:	Tested by:	Approved by:	
			
_____ Ada / Assistant	_____ Tony.Tang/ Engineer	_____ IcemanHu / Manager	
Other Aspects:	None.		
<i>Abbreviations: OK/P=passed fail/F=failed n.a/N=not applicable E.U.T=equipment under tested</i>			
<i>This test report is based on a single evaluation of one sample of above mentioned products ,It is not permitted to be duplicated in extracts without written approval of EST Technology Co., Ltd.</i>			

1. GENERAL INFORMATION

1.1. Description of Device (EUT)

Product Name	:	Portable Bluetooth Speaker
FCC ID	:	OR8-DS2
Model Number	:	DS2
Operation frequency	:	2402MHz~2480MHz
Number of channel	:	79
Antenna	:	Internal antenna, 0dBi gain
Modulation	:	BT BDR: GFSK BT EDR: $\pi/4$ -DQPSK BT EDR: 8-DPSK
Sample Type	:	Prototype production

2. SUMMARY OF TEST

2.1. Summary of test result

Description of Test Item	Standard	Results
Maximum Peak Output Power	FCC Part 15: 15.247(b)(1)	PASS
20dB Bandwidth	FCC Part 15: 15.247(a)(1)	PASS
Carrier Frequency Separation	FCC Part 15: 15.247(a)(1)	PASS
Number Of Hopping Channel	FCC Part 15: 15.247(a)(1)(iii)	PASS
Dwell Time	FCC Part 15: 15.247(a)(1)(iii)	PASS
Radiated Emissions	FCC Part 15: 15.209 FCC Part 15: 15.247(d)	PASS
Band Edge Compliance	FCC Part 15: 15.247(d)	PASS
Conducted Spurious Emissions	FCC Part 15: 15.209 FCC Part 15: 15.247(d)	PASS
Power Line Conducted Emissions	FCC Part 15: 15.207	PASS
Antenna requirement	FCC Part 15: 15.203	PASS

2.2. Test Facilities

EMC Lab	:	Certificated by CNAL, CHINA Registration No.: L5288 Date of registration: December 07, 2015 Certificated by FCC, USA Registration No.: 989591 Date of registration: November 20, 2013 Certificated by Industry Canada Registration No.: 9405A-1 Date of registration: December 30, 2015 Certificated by VCCI, Japan Registration No.: R-3663 & C-4103 Date of registration: July 25, 2011 Certificated by TUV Rheinland, Germany Registration No.: UA 50195514 0001 Date of registration: January 07, 2011 Certificated by TUV/PS, Shenzhen Registration No.: SCN1017 Date of registration: January 27, 2011 Certificated by Intertek ETL SEMKO Registration No.: 2011-RTL-L1-18 Date of registration: April 28, 2011 Certificated by Siemic, Inc. Registration No.: SLCN021 Date of registration: November 8, 2011 Certificated by Nemko, Hong Kong Registration No.: 175193 Date of registration: May 4, 2011
Name of Firm	:	EST Technology Co., Ltd.
Site Location	:	San Tun Management Zone, Houjie Town, Dongguan, Guangdong, China

2.3. Measurement uncertainty

Test Item	Uncertainty
Uncertainty for Conduction emission test	2.54dB
Uncertainty for Radiation Emission test (30MHz-1GHz)	3.62
Uncertainty for Radiation Emission test (1GHz to 25GHz)	4.86
Uncertainty for radio frequency	7×10^{-8}
Uncertainty for conducted RF Power	0.20dB
Uncertainty for Power density test	0.26dB

Note: This uncertainty represents an expanded uncertainty expressed at approximately the 95% confidence level using a coverage factor of k=2.

2.4. Assistant equipment used for test

2.4.1. PC

Manufacturer : DELL
 M/N : Latitude E6420
 Adapter : M/N: DA90PM111
 Input: AC 100-240V~50/60Hz 1.5A
 Output: DC 19.5V/4.62A

2.5. Block Diagram

For radiated emissions test: EUT was placed on a turn table, which is 0.8 or 1.5 meter high above ground. EUT was be set into BT test mode by software before test.



(EUT: Portable Bluetooth Speaker)

2.6. Test mode

The test software was used to control EUT work in Continuous TX mode, and select test channel, wireless mode

Mode	Channel	Frequency
GFSK	Low	2402MHz
	Middle	2441MHz
	High	2480MHz
$\pi/4$ -DQPSK	Low	2402MHz
	Middle	2441MHz
	High	2480MHz
8-DPSK	Low	2402MHz
	Middle	2441MHz
	High	2480MHz

2.7. Channel List for Bluetooth

Channel No.	Frequency (MHz)	Channel No.	Frequency (MHz)	Channel No.	Frequency (MHz)	Channel No.	Frequency (MHz)
1	2402	2	2403	3	2404	4	2405
5	2406	6	2407	7	2408	8	2409
9	2410	10	2411	11	2412	12	2413
13	2414	14	2415	15	2416	16	2417
17	2418	18	2419	19	2420	20	2421
21	2422	22	2423	23	2424	24	2425
25	2426	26	2427	27	2428	28	2429
29	2430	30	2431	31	2432	32	2433
33	2434	34	2435	35	2436	36	2437
37	2438	38	2439	39	2440	40	2441
41	2442	42	2443	43	2444	44	2445
45	2446	46	2447	47	2448	48	2449
49	2450	50	2451	51	2452	52	2453
53	2454	54	2455	55	2456	56	2457
57	2458	58	2459	59	2460	60	2461
61	2462	62	2463	63	2464	64	2465
65	2466	66	2467	67	2468	68	2469
69	2470	70	2471	71	2472	72	2473
73	2474	74	2475	75	2476	76	2477
77	2478	78	2479	79	2480	-	-

2.8. Test Equipment

2.8.1. For conducted emissions test

Equipment	Manufacturer	Model No.	Serial No.	Last Cal.	Next Cal.
EMI Test Receiver	Rohde & Schwarz	ESHS30	832354	June,28,15	1 Year
Artificial Mains Networ	Rohde & Schwarz	ENV216	101260	June,28,15	1 Year
Pulse Limiter	Rohde & Schwarz	ESDS2-Z2	101100	June,28,15	1 Year

2.8.2. For radiated emission test(9 kHz-30MHz)

Equipment	Manufacturer	Model No.	Serial No.	Last Cal.	Next Cal.
EMI Test Receiver	Rohde & Schwarz	ESCI	100435	June,29,15	1 Year
Loop Antenna	ETS-LINDGREN	6502	00071730	June,29,15	1 Year

2.8.3. For radiated emissions test (30-1000MHz)

Equipment	Manufacturer	Model No.	Serial No.	Last Cal.	Next Cal.
EMI Test Receiver	Rohde & Schwarz	ESVS10	100004	June,28,15	1 Year
Spectrum Analyzer	Agilent	E4411B	MY5014069 7	June,28,15	1 Year
Bilog Antenna	Teseq	CBL 6111D	27090	June,28,15	1 Year
Signal Amplifier	Agilent	310N	187037	June,28,15	1 Year

2.8.4. For radio & radiated emissions test (above 1GHz)

Equipment	Manufacturer	Model No.	Serial No.	Last Cal.	Next Cal.
Horn Antenna	SCHWARZB ECK	BBHA 9120 D	BBHA9120D1 002	June,28,15	1 Year
Board-Band Horn Antenna	SCHWARZB ECK	BBHA 9170	9170-497	June,28,15	1 Year
Signal Amplifier	SCHWARZB ECK	BBV9718	9718-212	June,28,15	1 Year
Spectrum Analyzer	Agilent	E4408B	MY44211139	June,28,15	1 Year
Spectrum Analyzer	Rohde &Schwarz	FSV	103173	June,28,15	1 Year
RF Cable	Hubersuhner	RG 214/U	513423	June,28,15	1 Year

3. MAXIMUM PEAK OUTPUT POWER

3.1. Limit

For frequency hopping systems operating in the 2400-2483.5 MHz band employing at least 75 non-overlapping hopping channels, and all frequency hopping systems in the 5725-5850 MHz band: 1 watt. For all other frequency hopping systems in the 2400-2483.5 MHz band: 0.125 watts, the e.i.r.p shall not exceed 4W

3.2. Test Procedure

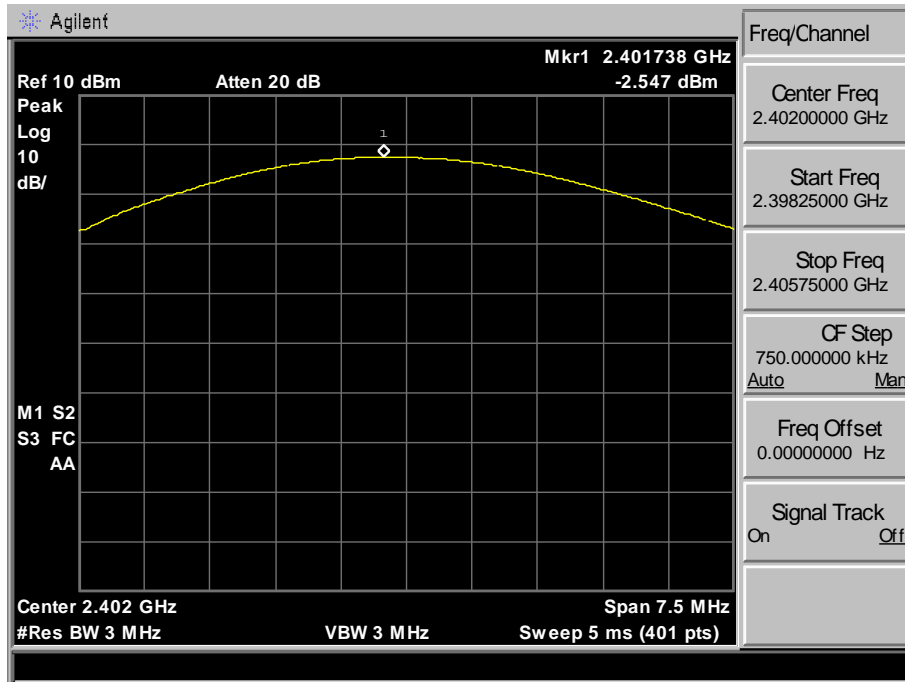
The transmitter output (antenna port) was connected to the spectrum analyzer

3.3. Test Result

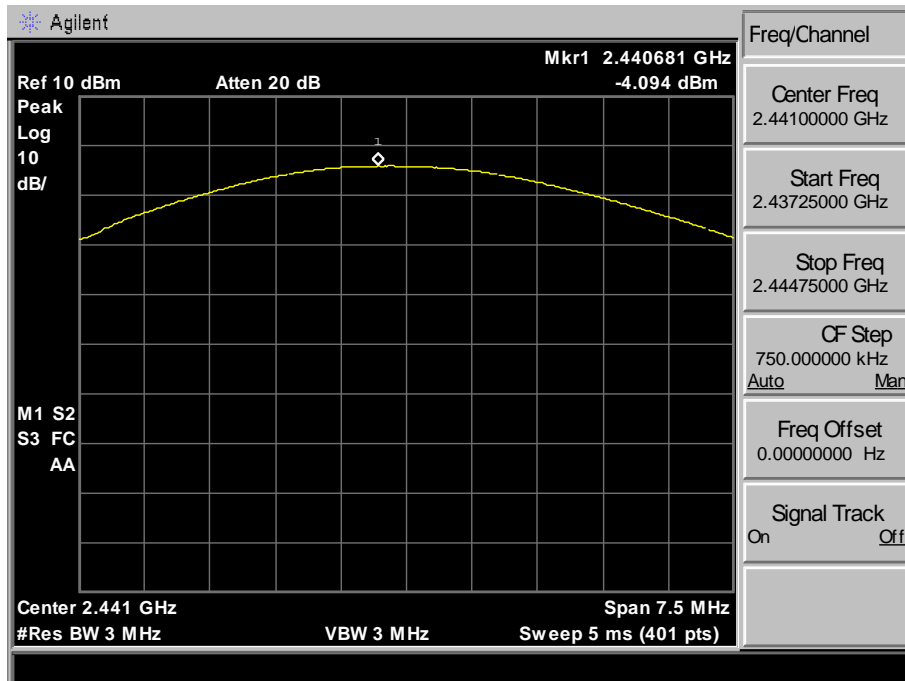
EUT: Portable Bluetooth Speaker					
M/N: DS2					
Test date: 2016-04-28		Test site: RF site		Tested by: Tony Tang	
Mode	Freq (MHz)	Result (dBm)	Limit		Margin (dB)
			dBm	W	
GFSK	2402	-2.547	21.00	0.125	23.547
	2441	-4.094	21.00	0.125	25.094
	2480	-5.660	21.00	0.125	26.660
$\pi/4$ -DQPSK	2402	-1.387	21.00	0.125	22.387
	2441	-3.016	21.00	0.125	24.016
	2480	-4.505	21.00	0.125	25.505
8-DPSK	2402	-1.249	21.00	0.125	22.249
	2441	-2.811	21.00	0.125	23.811
	2480	-4.319	21.00	0.125	25.319
Conclusion: PASS					

3.4. Test Data

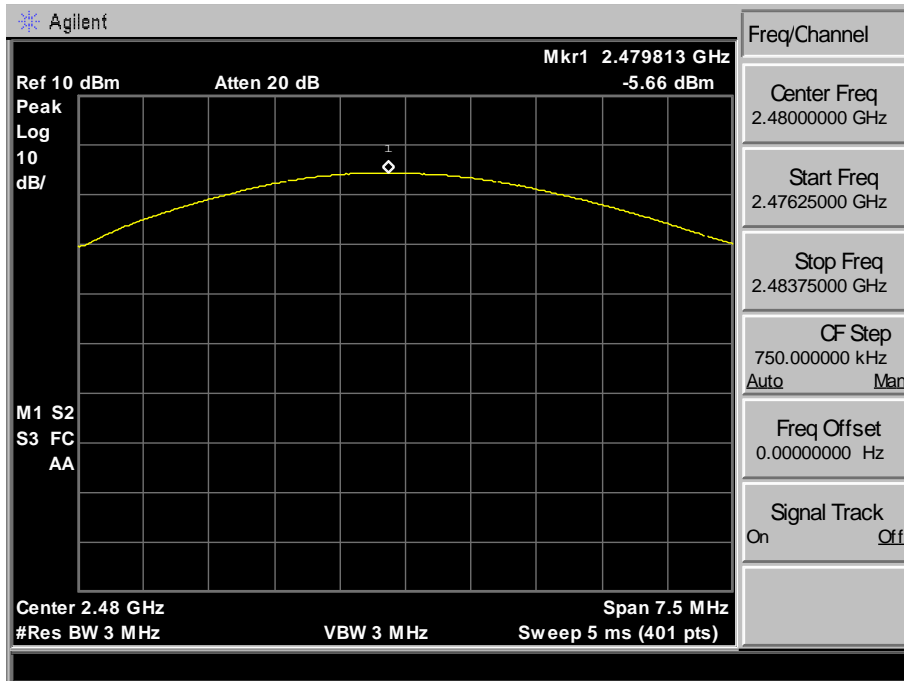
GFSK 2402 MHz



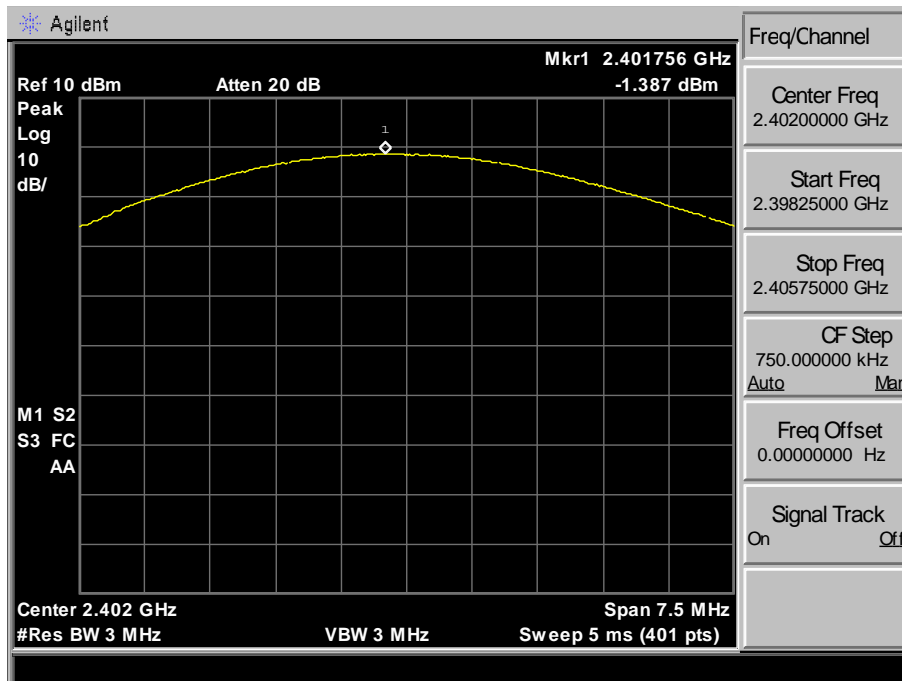
GFSK 2441 MHz



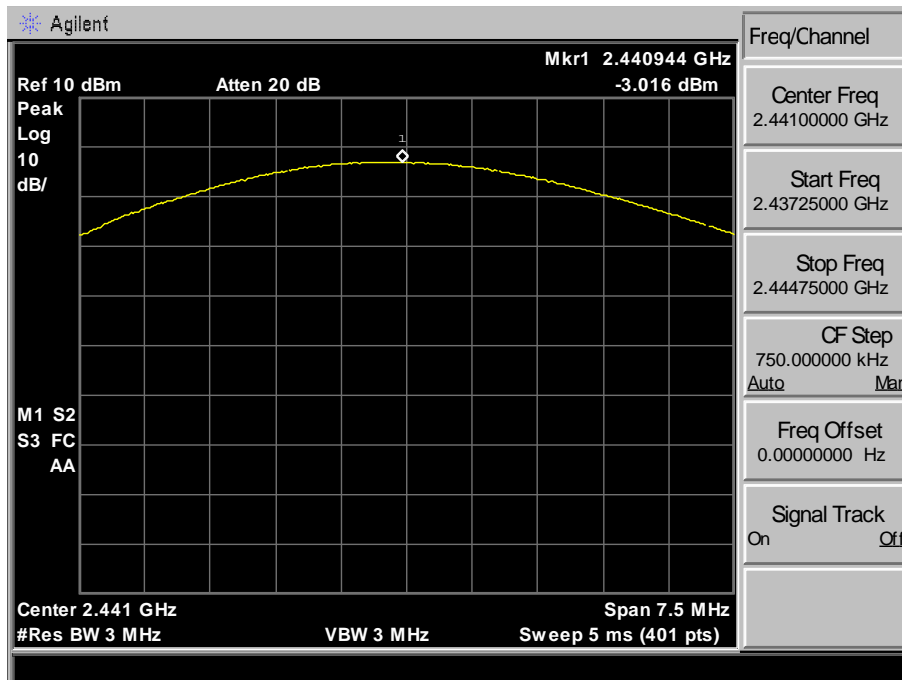
GFSK 2480 MHz



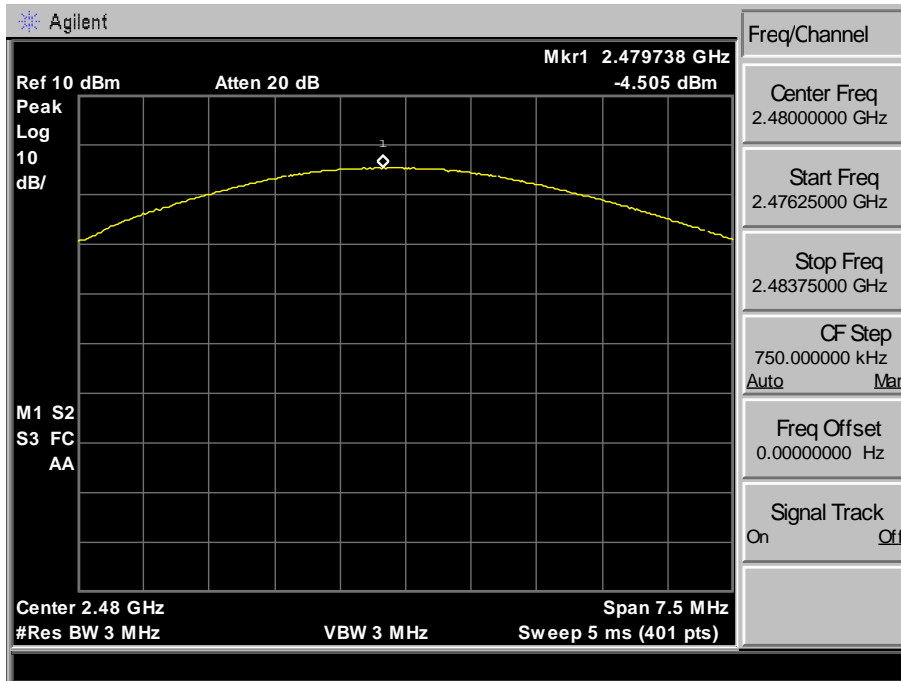
$\pi/4$ -DQPSK 2402MHz



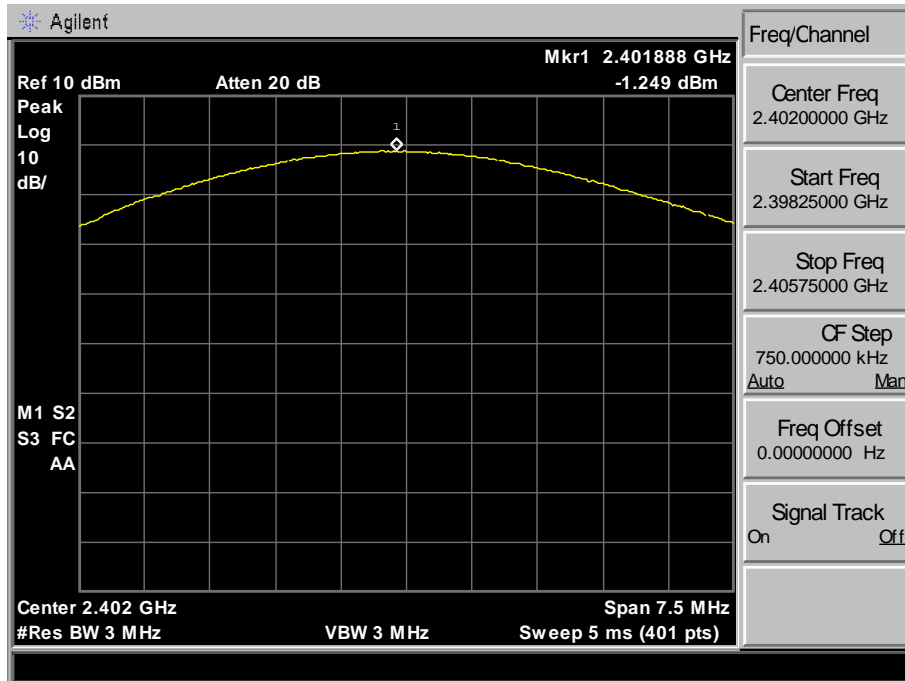
$\pi/4$ -DQPSK 2441MHz



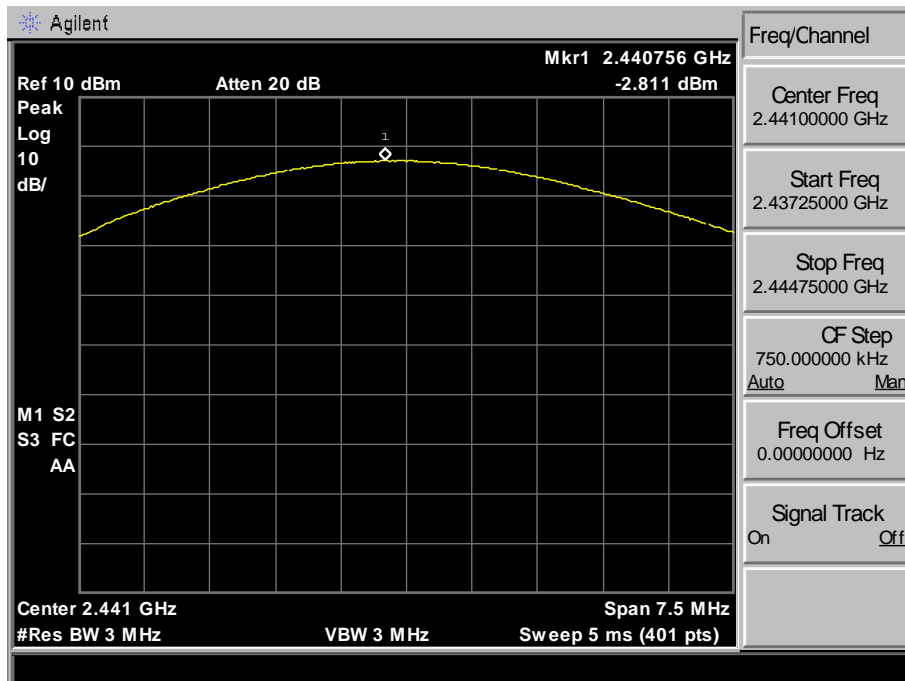
$\pi/4$ -DQPSK 2480MHz



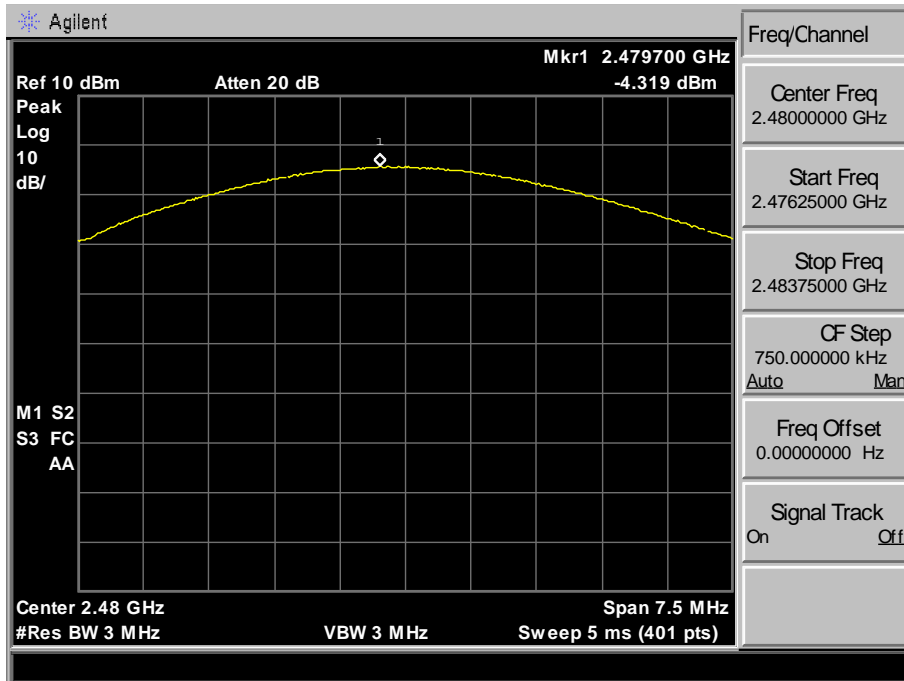
8-DPSK 2402 MHz



8-DPSK 2441 MHz



8-DPSK 2480 MHz



4. 20 DB BANDWIDTH

4.1. Limit

Intentional radiators operating under the alternative provisions to the general emission limits, as contained in §§ 15.217 through 15.257 and in Subpart E of this part, must be designed to ensure that the 20 dB bandwidth of the emission, or whatever bandwidth may otherwise be specified in the specific rule section under which the equipment operates, is contained within the frequency band designated in the rule section under which the equipment is operated.

4.2. Test Procedure

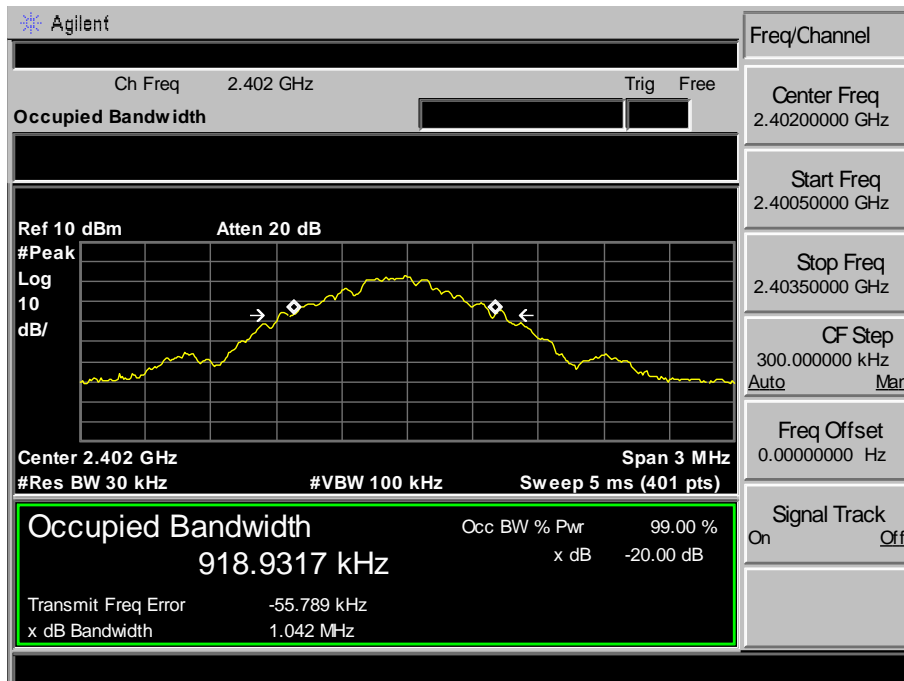
The transmitter output was coupled to a spectrum analyzer via a antenna. The bandwidth of the fundamental frequency was measured by spectrum analyzer with 30kHz RBW and 100kHz VBW. The 20dB bandwidth is defined as the total spectrum the power of which is higher than peak power minus 20dB.

4.3. Test Result

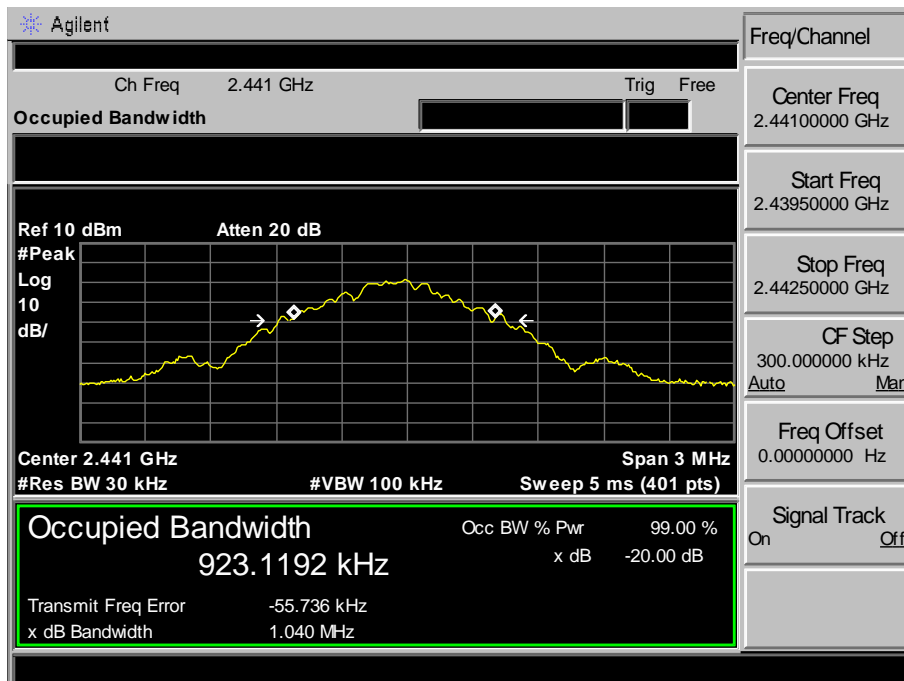
EUT: Portable Bluetooth Speaker				
M/N: DS2				
Test date: 2016-04-28		Test site: RF site		Tested by: Tony Tang
Mode	Freq (MHz)	20dB Bandwidth (MHz)	Limit (kHz)	Conclusion
GFSK	2402	1.042	/	PASS
	2441	1.040	/	PASS
	2480	1.043	/	PASS
$\pi/4$ -DQPSK	2402	1.354	/	PASS
	2441	1.353	/	PASS
	2480	1.351	/	PASS
8-DPSK	2402	1.379	/	PASS
	2441	1.380	/	PASS
	2480	1.378	/	PASS

4.4. Test Data

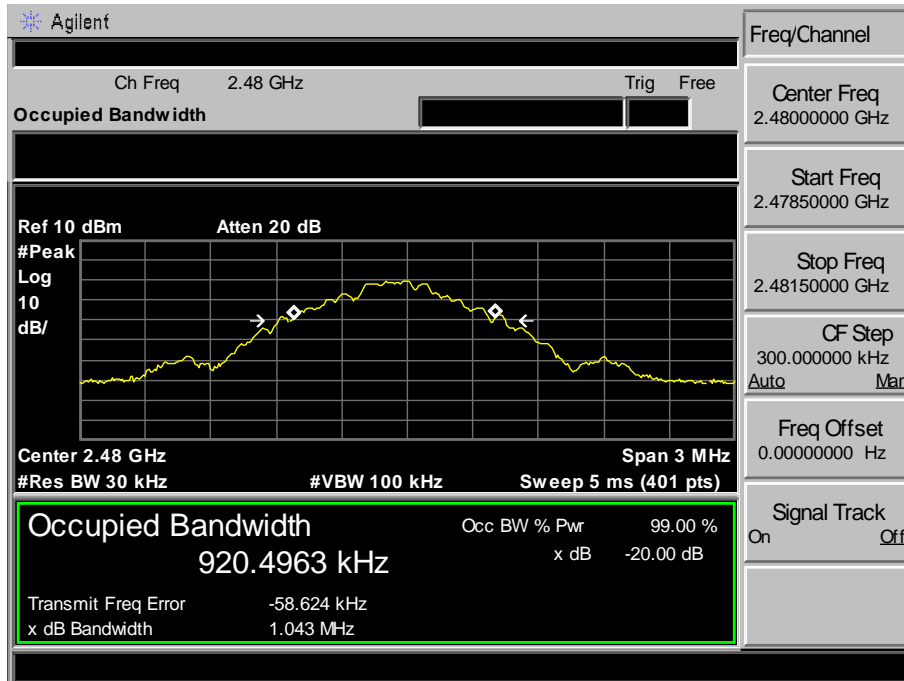
GFSK 2402MHz



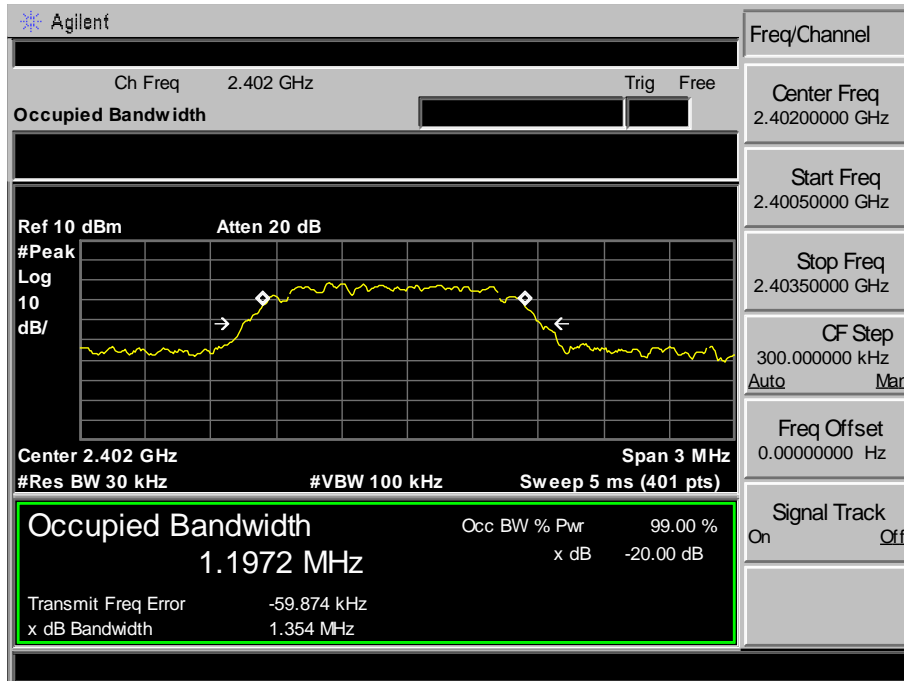
GFSK 2441MHz



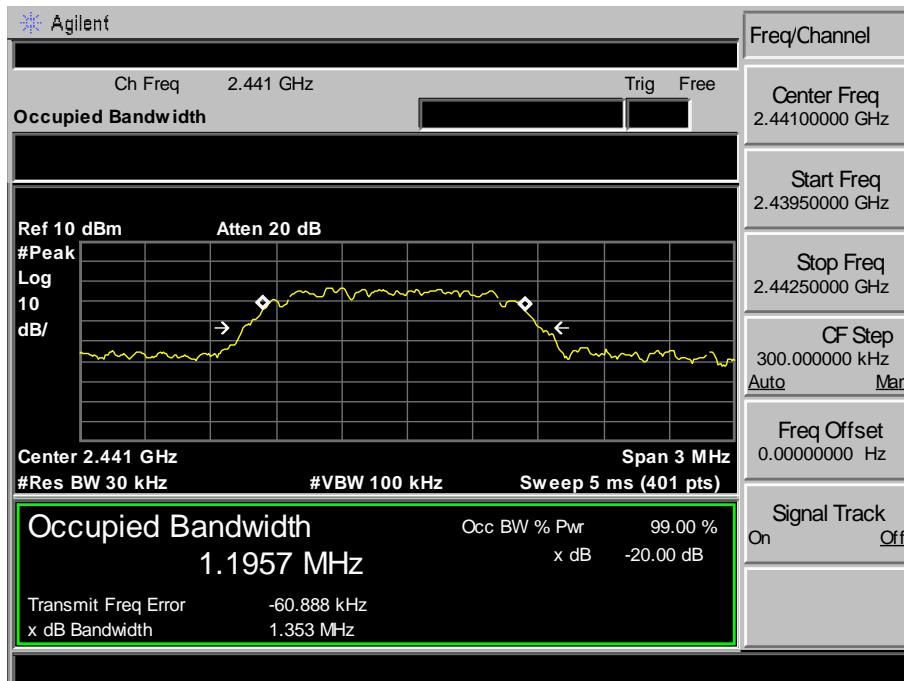
GFSK 2480MHz



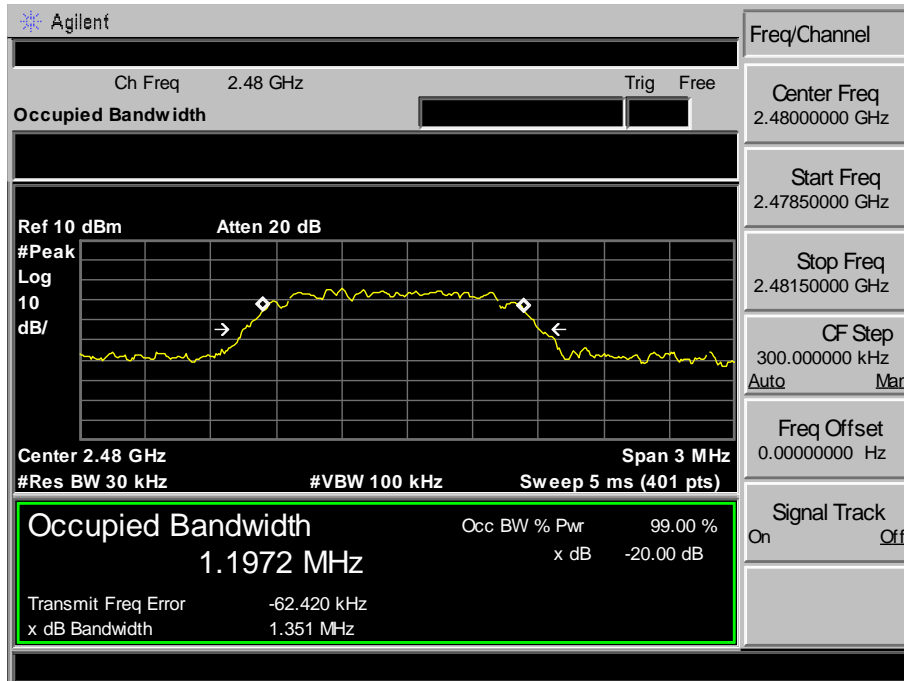
$\pi/4$ -DQPSK 2402MHz



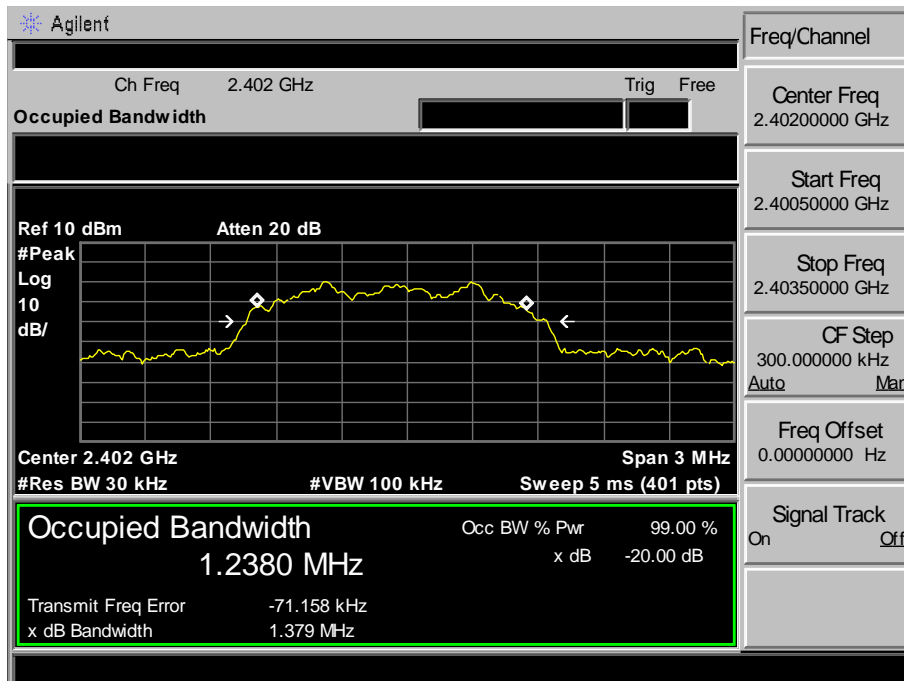
$\pi/4$ -DQPSK 2441MHz



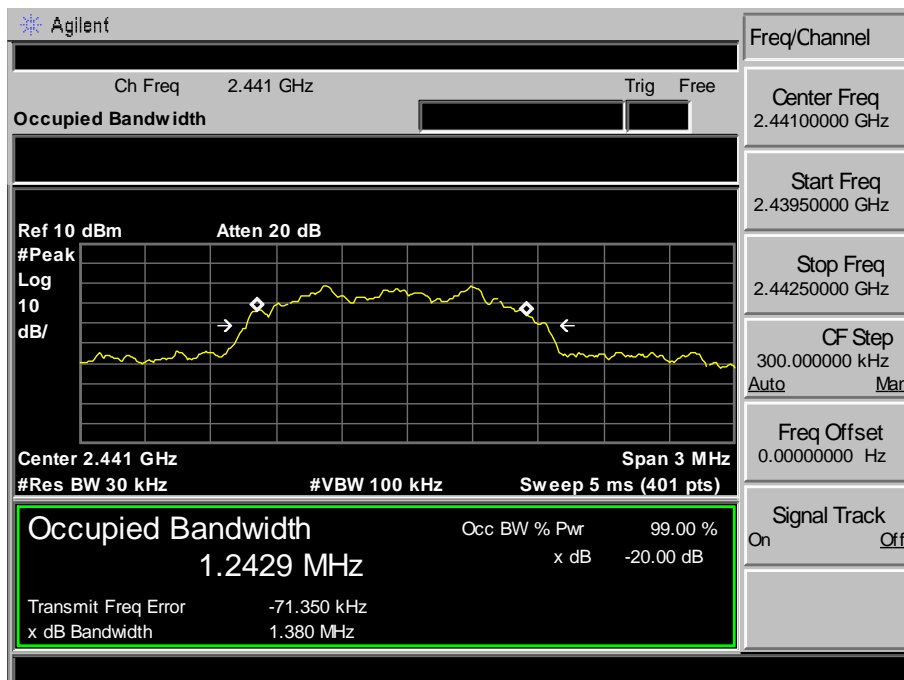
$\pi/4$ -DQPSK 2480MHz



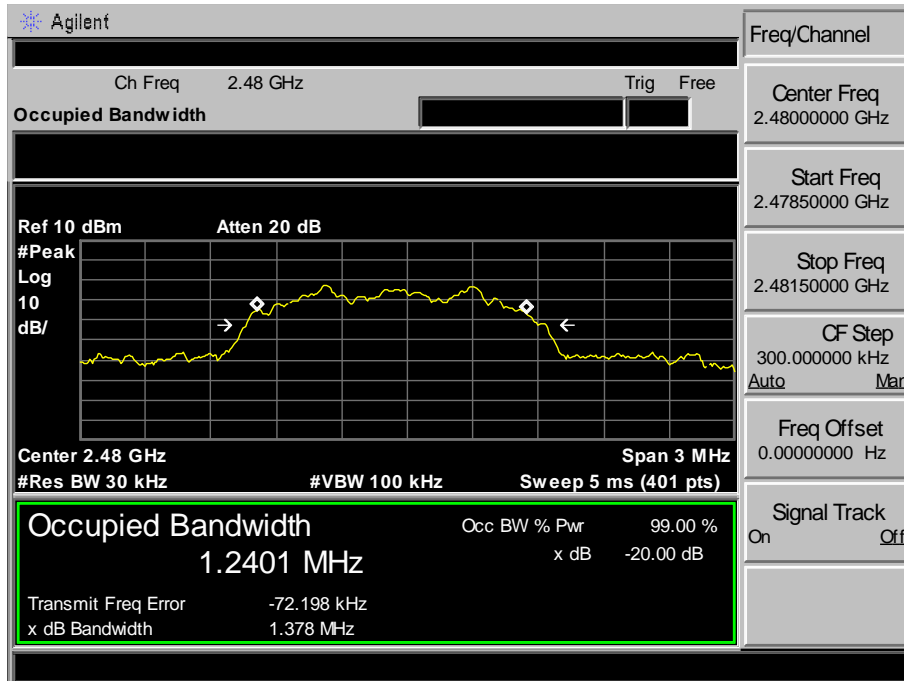
8-DPSK 2402MHz



8-DPSK 2441MHz



8-DPSK 2480MHz



5. CARRIER FREQUENCY SEPARATION

5.1. Limit

Frequency hopping systems shall have hopping channel carrier frequencies separated by a minimum of 25 kHz or the 20 dB bandwidth of the hopping channel, whichever is greater. Alternatively, frequency hopping systems operating in the 2400-2483.5 MHz band may have hopping channel carrier frequencies that are separated by 25 kHz or two-thirds of the 20 dB bandwidth of the hopping channel, whichever is greater, provided the systems operate with an output power no greater than 125 mW.

5.2. Test Procedure

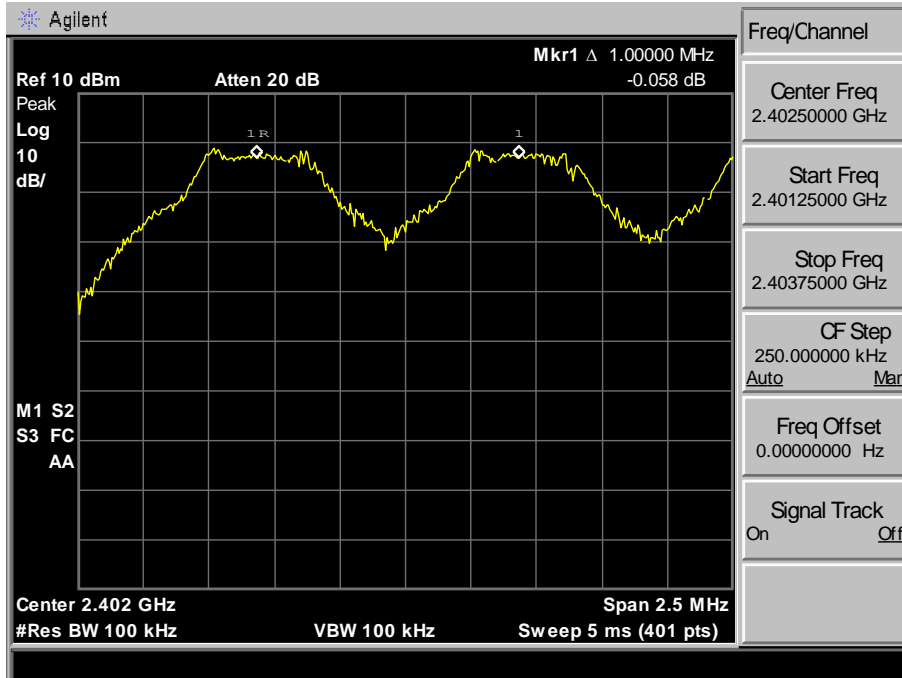
The transmitter output was coupled to a spectrum analyzer via a antenna. The carrier frequency was measured by spectrum analyzer with 100kHz RBW and 100kHz VBW.

5.3. Test Result

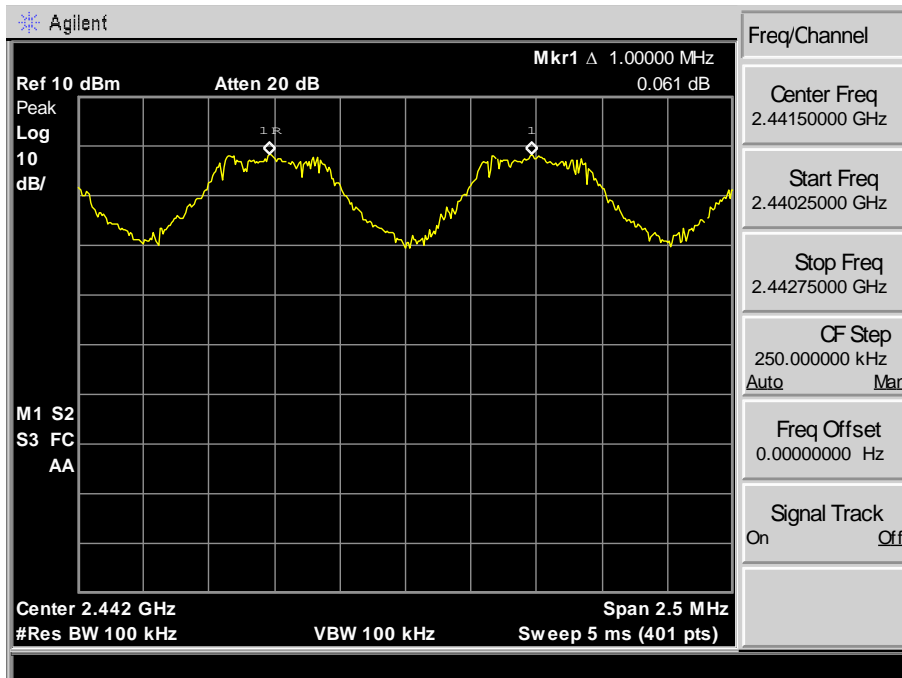
EUT: Portable Bluetooth Speaker				
M/N: DS2				
Test date: 2016-04-28			Test site: RF site	Tested by: Tony Tang
Mode	Channel	Channel separation (MHz)	Limit	Conclusion
GFSK	Low CH	1.000	> 2/3 of the 20dB Bandwidth or 25[kHz](whichever is greater)	PASS
	Mid CH	1.000		PASS
	High CH	1.012		PASS
$\pi/4$ -DQPSK	Low CH	1.000		PASS
	Mid CH	1.000		PASS
	High CH	1.000		PASS
8-DPSK	Low CH	1.000		PASS
	Mid CH	1.000		PASS
	High CH	1.000		PASS

5.4. Test Data

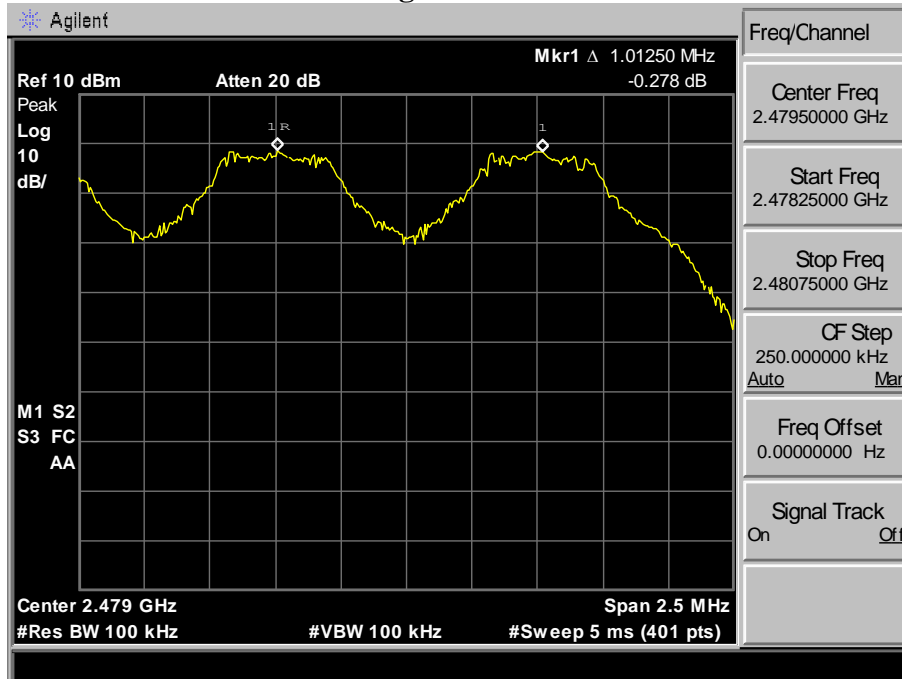
**GFSK
Low Channel**



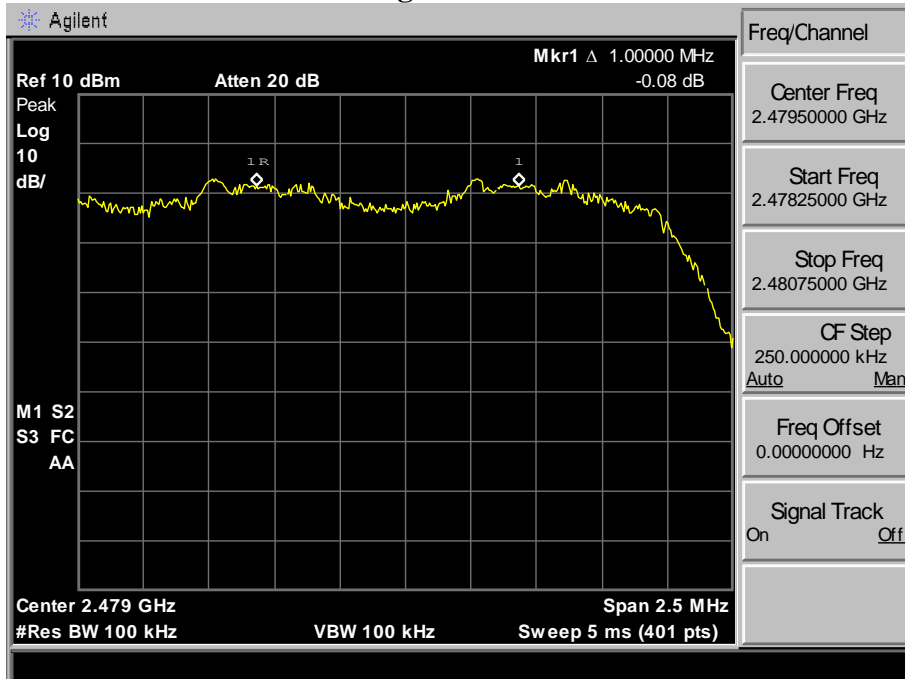
Mid Channel



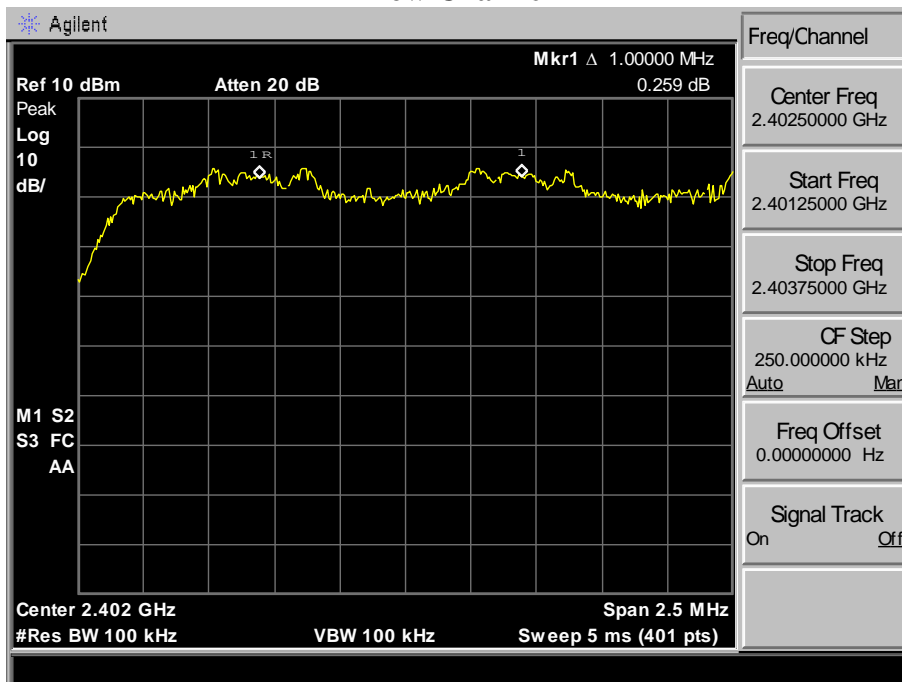
High Channel



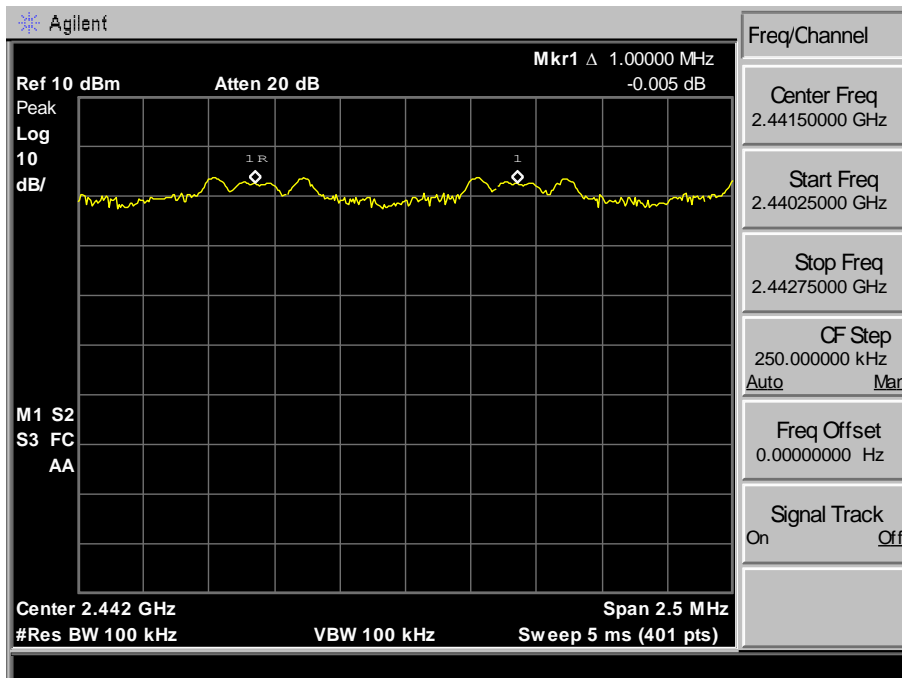
High Channel



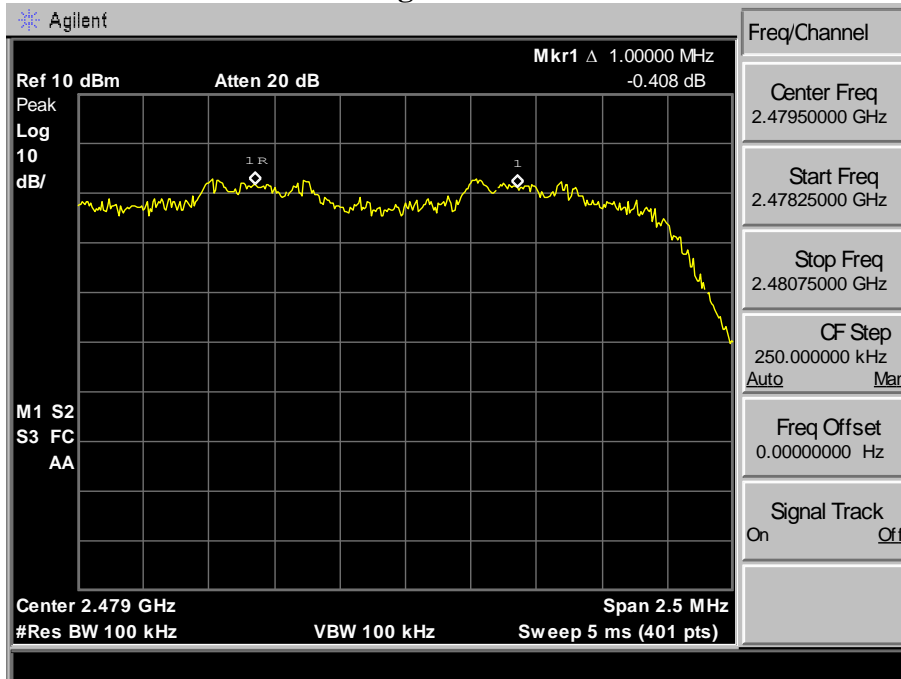
8-DPSK Low Channel



Mid Channel



High Channel



6. NUMBER OF HOPPING CHANNEL

6.1. Limit

Frequency hopping systems in the 2400-2483.5 MHz band shall use at least 15 channels

6.2. Test Procedure

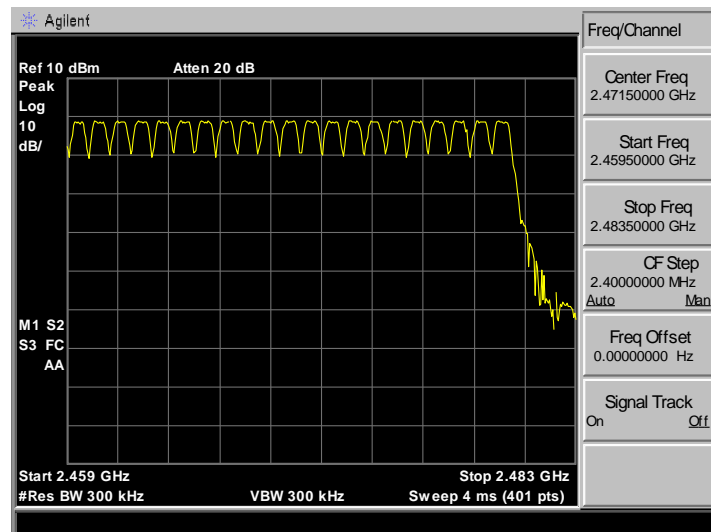
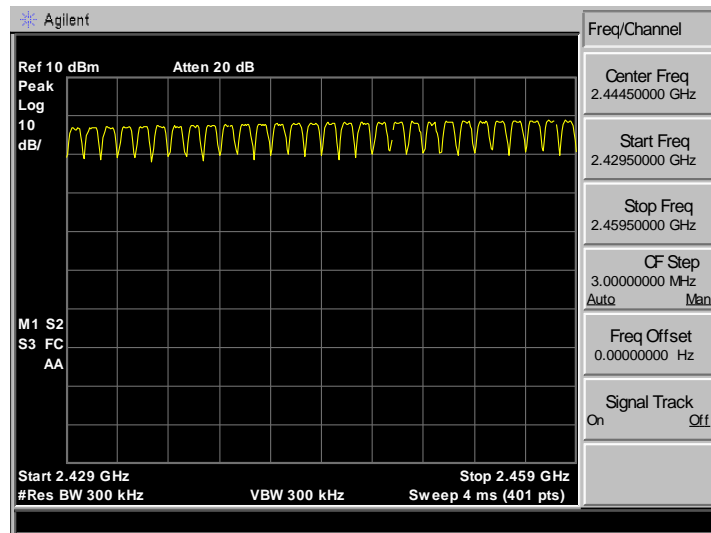
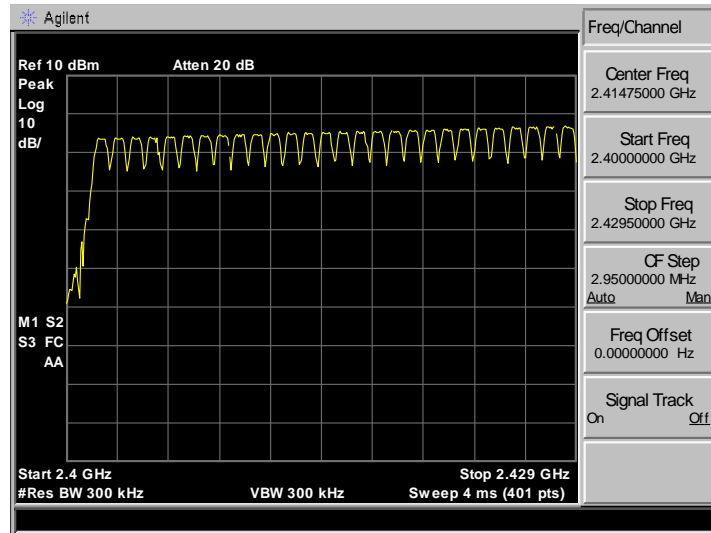
The transmitter output was coupled to a spectrum analyzer via an antenna. The number of hopping channel was measured by spectrum analyzer with 300kHz RBW and 300kHz VBW.

6.3. Test Result

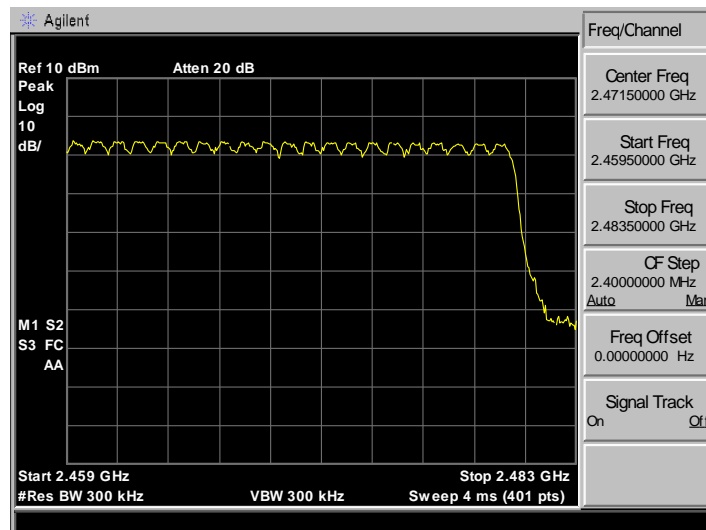
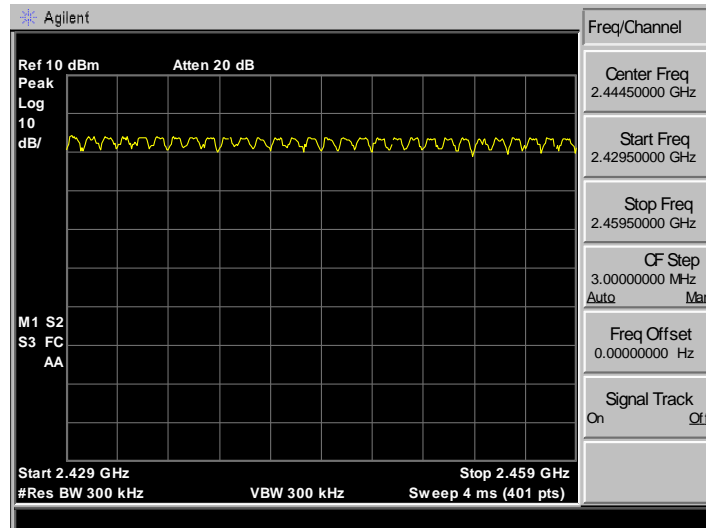
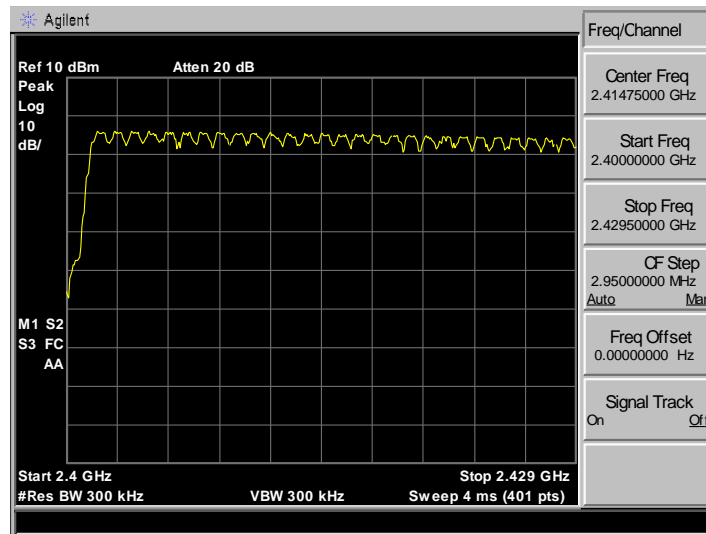
EUT: Portable Bluetooth Speaker			
M/N: DS2			
Test date: 2016-04-28		Test site: RF site	Tested by: Tony.Tang
Mode	Number of hopping channel	Limit	Conclusion
GFSK	79	>15	PASS
$\pi/4$ -DQPSK	79	>15	PASS
8-DPSK	79	>15	PASS

6.4. Test Data

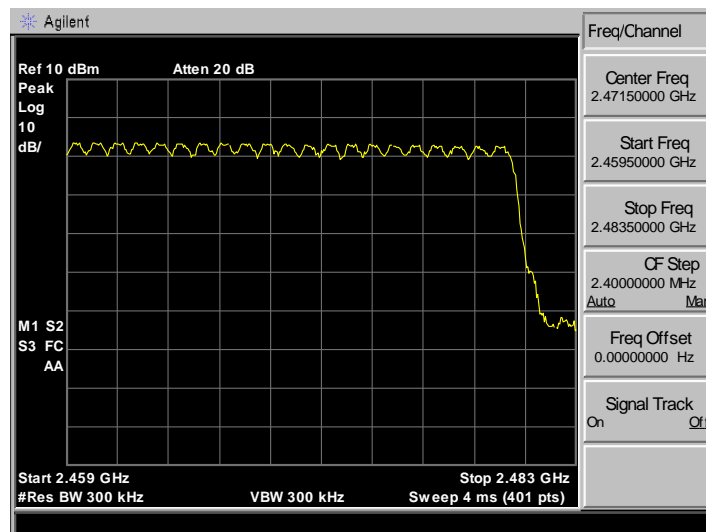
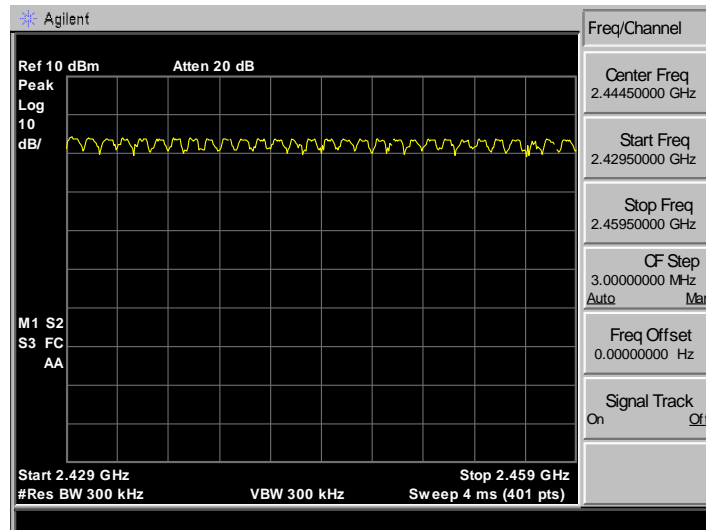
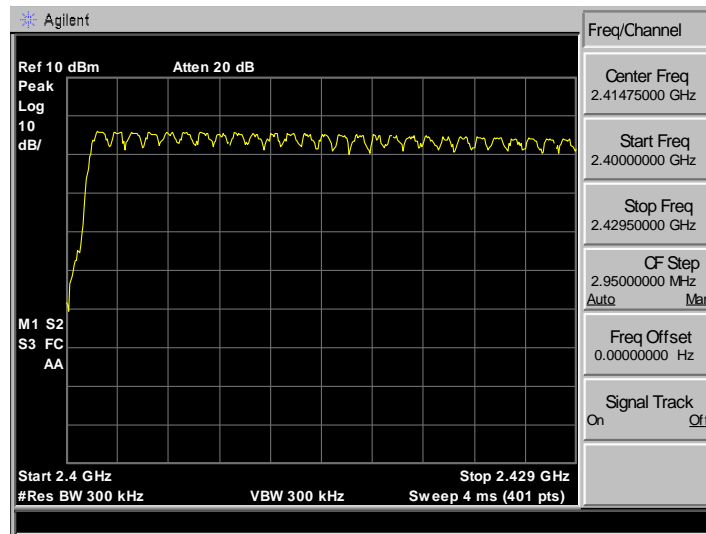
GFSK



$\pi/4$ -DQPSK



8-DPSK



7. DWELL TIME

7.1. Limit

The average time of occupancy on any channel shall not be greater than 0.4 seconds within a period of 0.4 seconds multiplied by the number of hopping channels employed.

7.2. Test Procedure

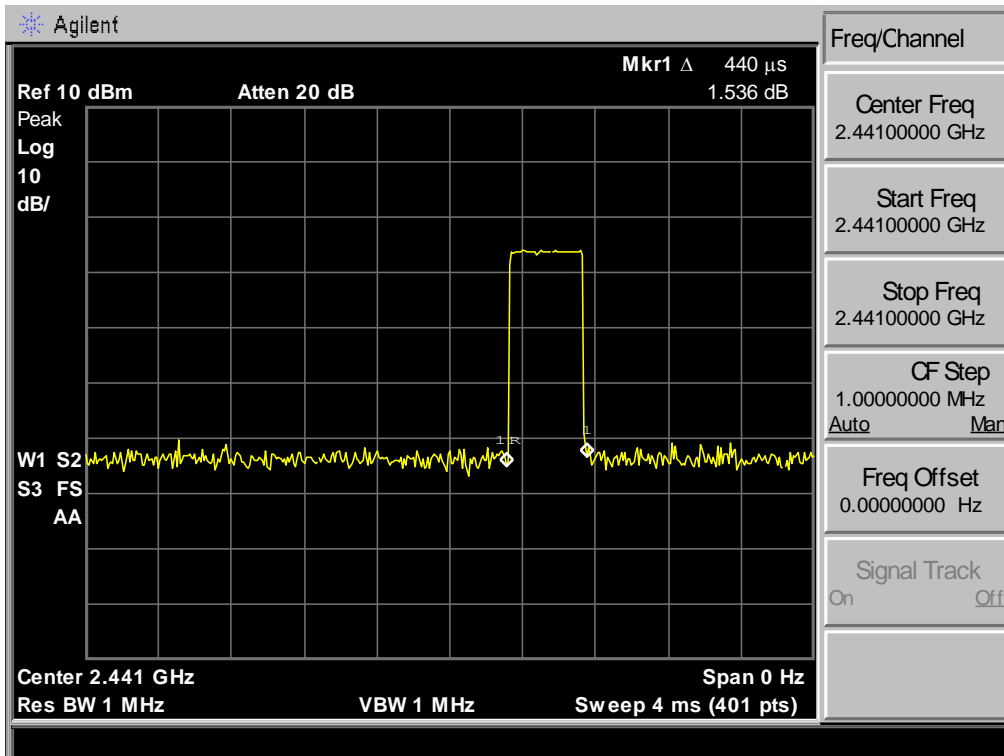
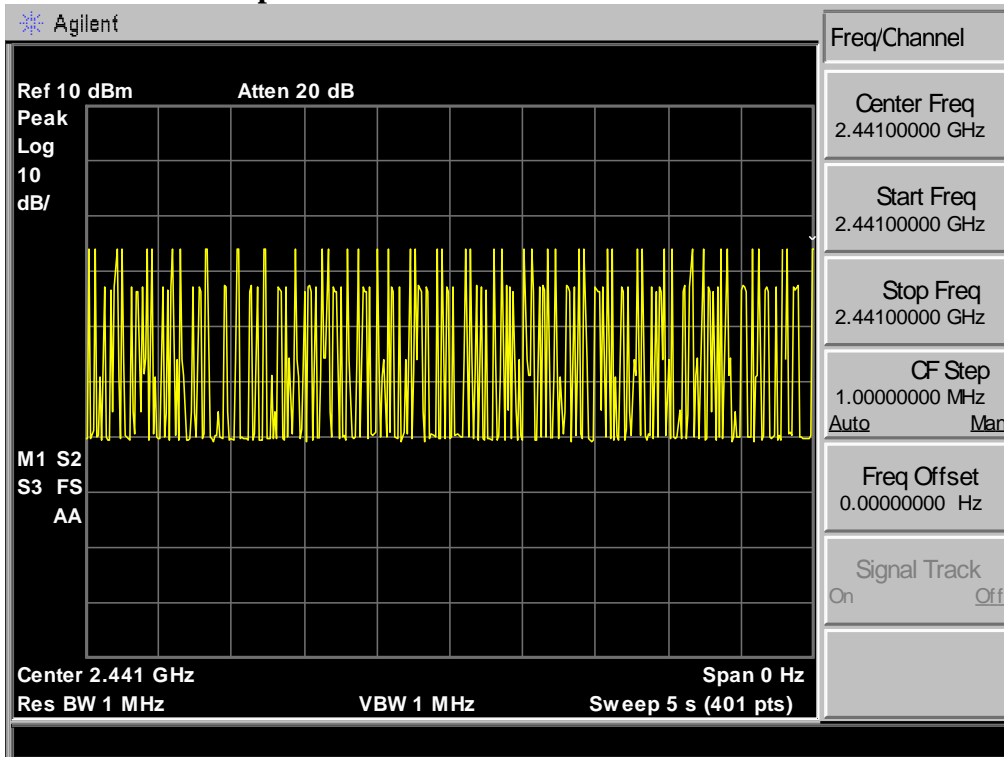
1. Connect the antenna port of the EUT to the spectrum analyzer by a low loss cable.
2. Set the EUT to proper test mode with relative test software and hardware.
3. Spectrum analyzer setting: Centered Frequency = measured channel, RBW = 1MHz, VBW= 1MHz, Frequency Span = 0 Hz.
4. Set sweep time properly to capture the entire dwell time per hopping channel.
5. Set detector type to Peak and trace mode to Max Hold and make the measurement.
6. Repeat step 3-5 until all channels measured were complete.

7.3. Test Result

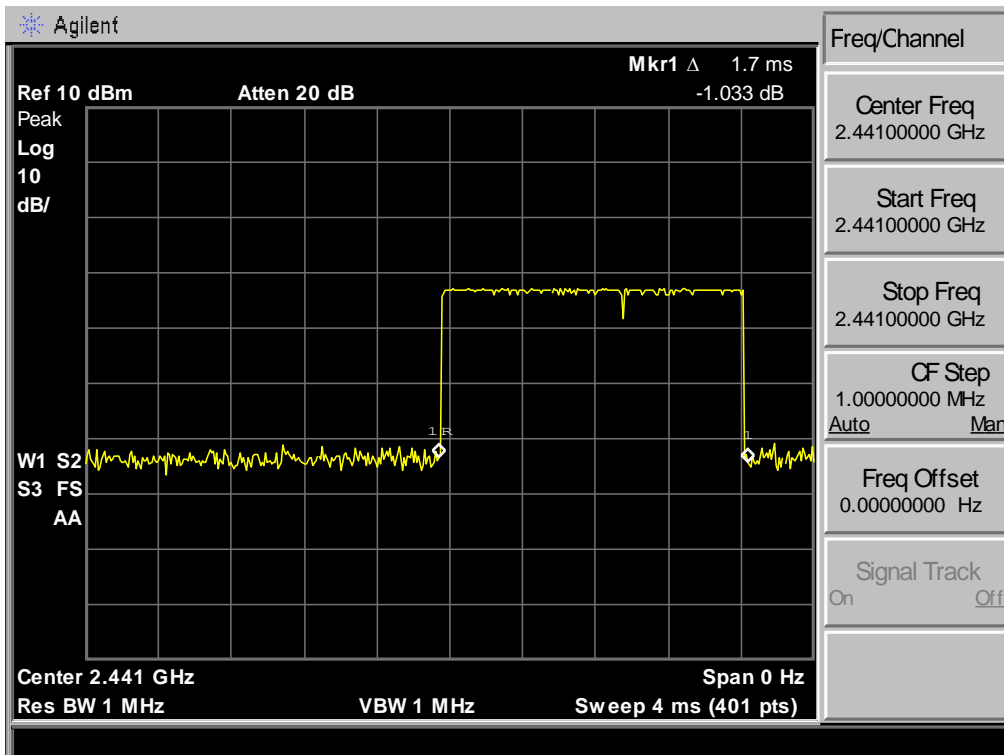
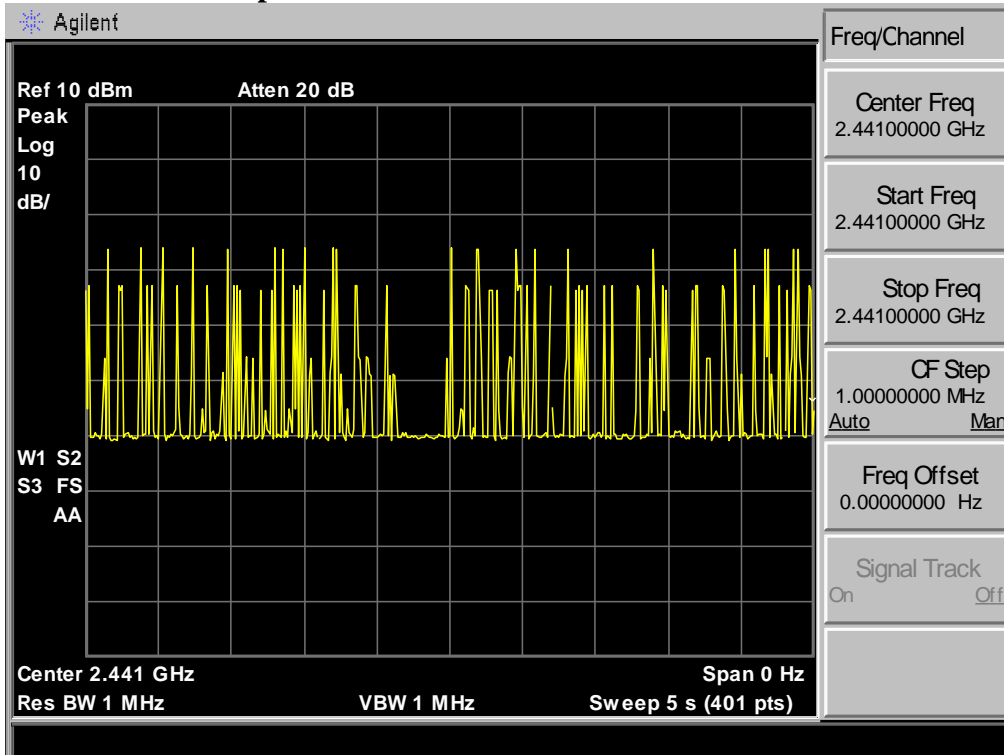
EUT: Portable Bluetooth Speaker			
M/N: DS2			
Test date: 2016-04-28		Test site: RF site	Tested by: Tony Tang
Mode	Dwell time (ms)	Limit	Conclusion
GFSK DH1	130.70	<400ms	PASS
GFSK DH3	225.62	<400ms	PASS
GFSK DH5	296.28	<400ms	PASS
$\pi/4$ -DQPSK 2DH1	145.61	<400ms	PASS
$\pi/4$ -DQPSK 2DH3	273.34	<400ms	PASS
$\pi/4$ -DQPSK 2DH5	333.32	<400ms	PASS
8-DPSK 3DH1	145.36	<400ms	PASS
8-DPSK 3DH3	277.70	<400ms	PASS
8-DPSK 3DH5	316.95	<400ms	PASS

7.4. Test Data

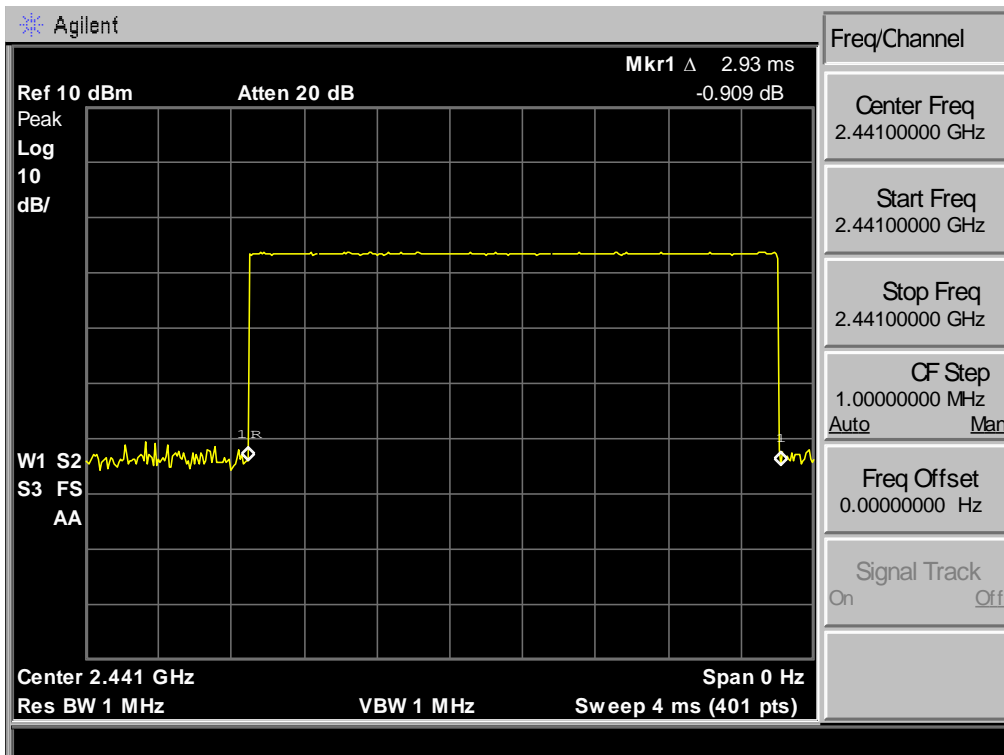
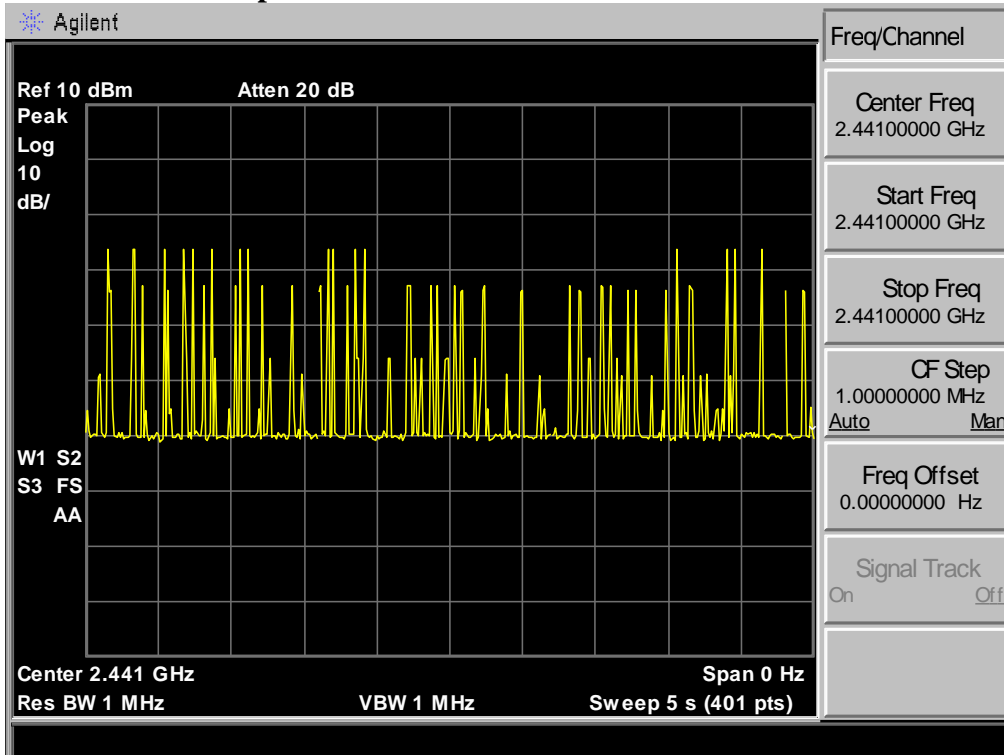
GFSK DH1 : $47\text{hop}/5\text{s} * 0.4 * 79 * 0.44\text{ms} = 130.70$



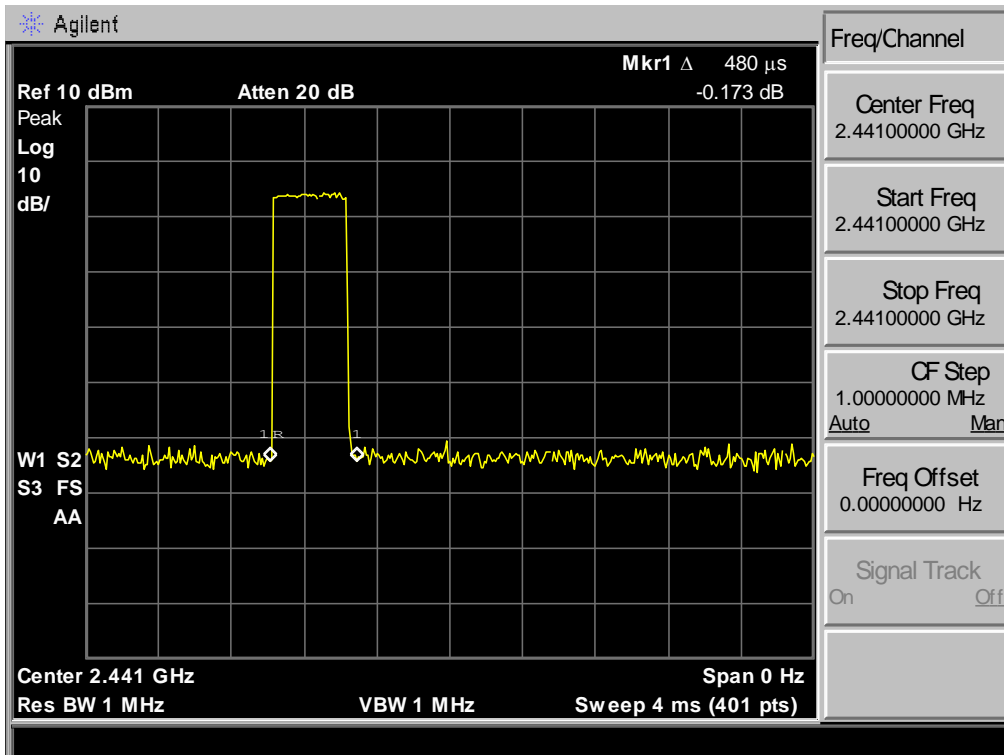
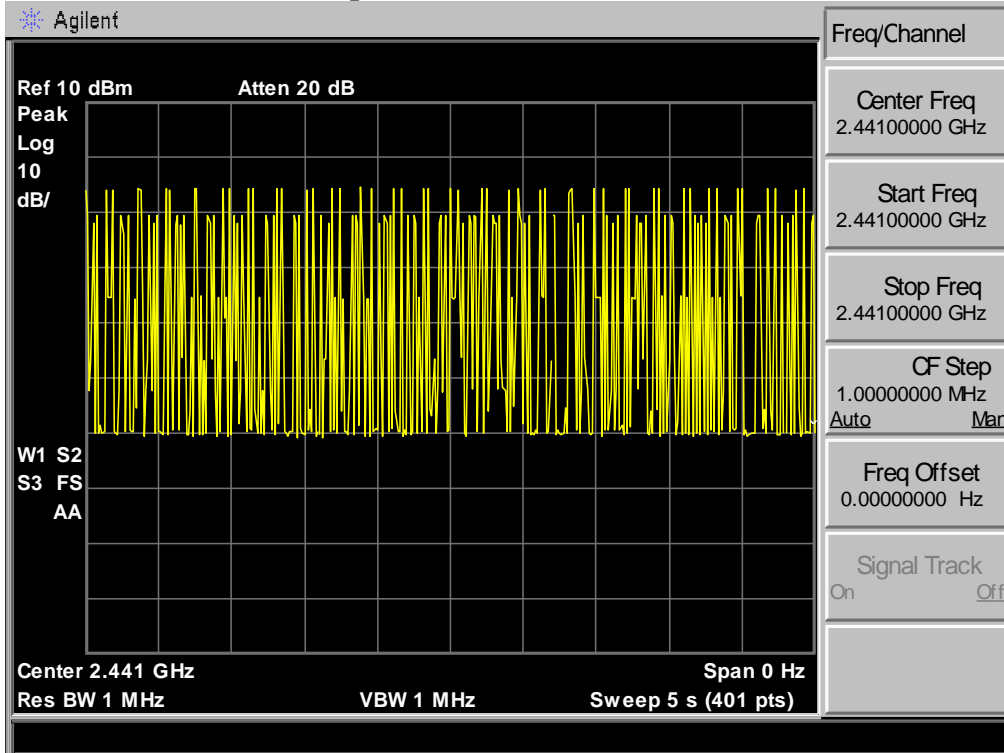
GFSK DH3 : 21hop/5s * 0.4 * 79 * 1.70ms= 225.62



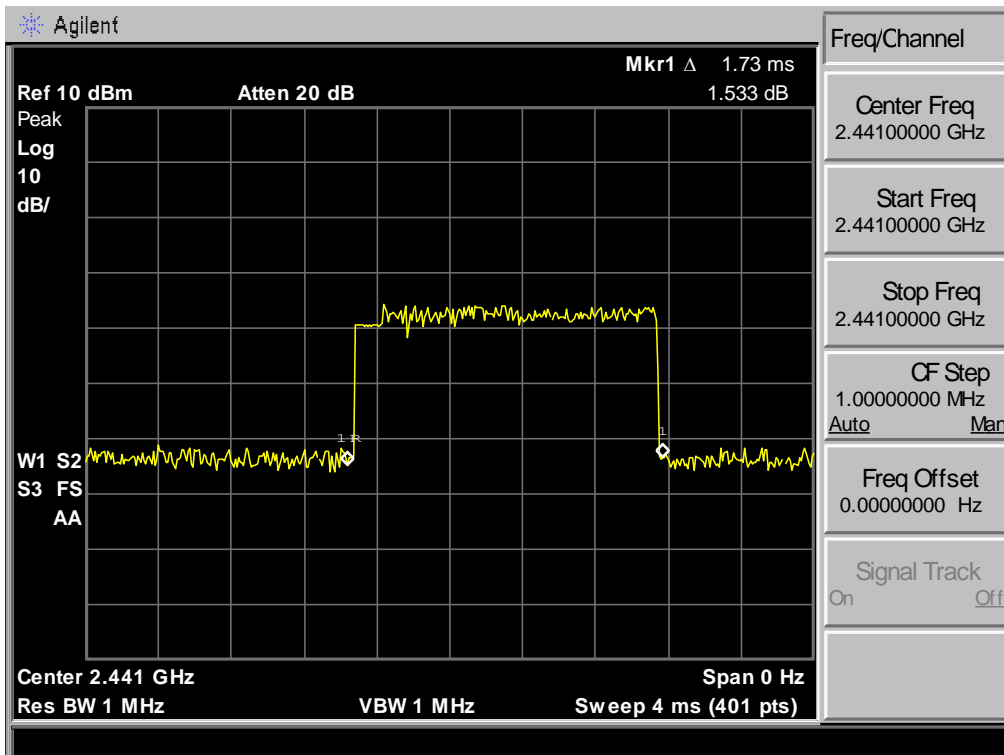
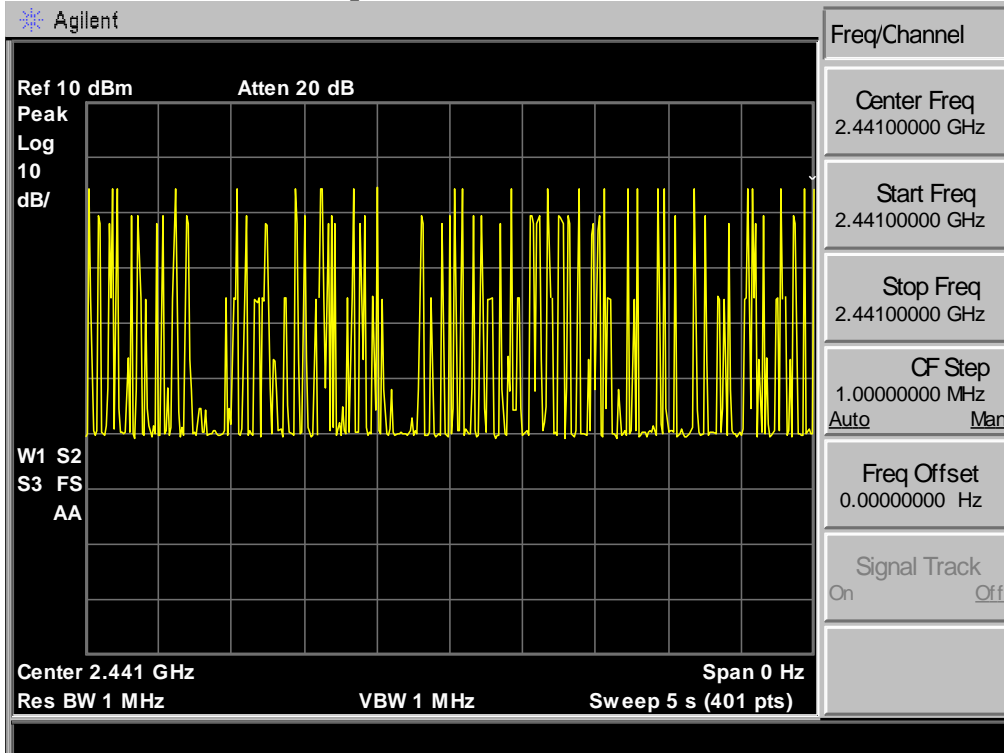
GSFK DH5 : 16hop/5s * 0.4 * 79 * 2.93ms = 296.28



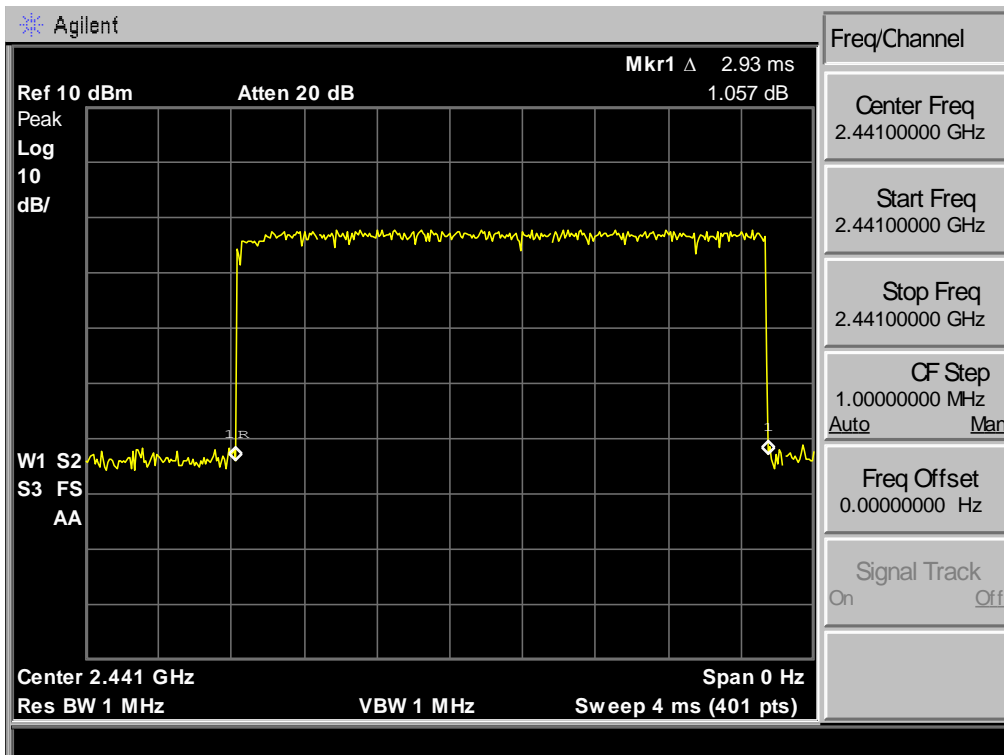
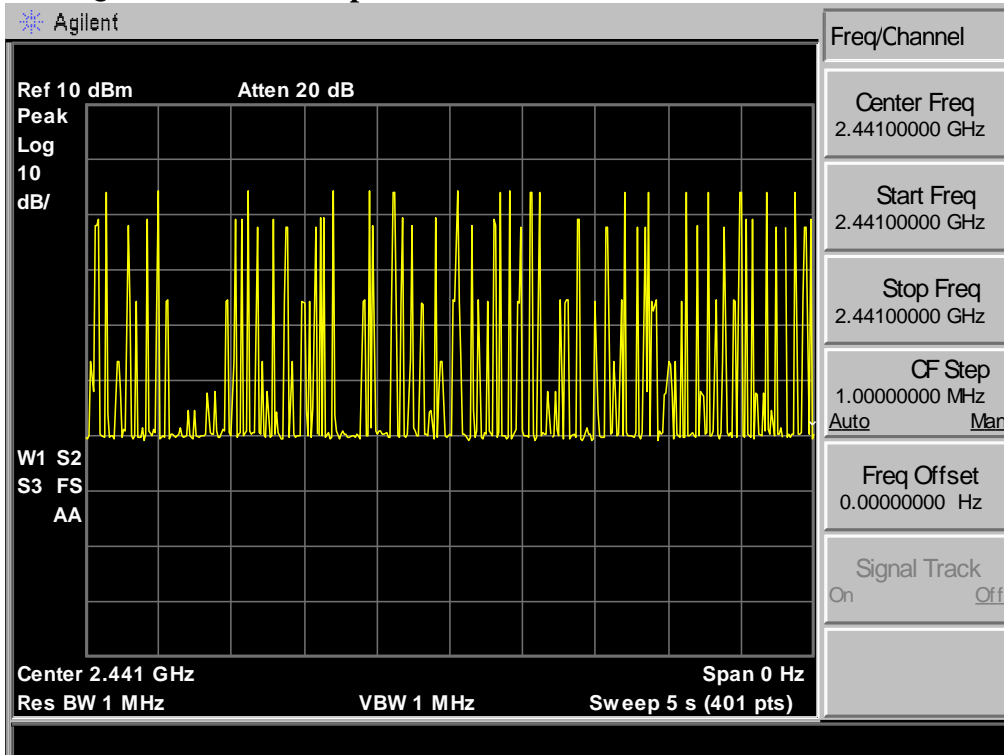
$\pi/4$ -DQPSK 2DH1 : 48hop/5s * 0.4 * 79 * 0.48ms = 145.61



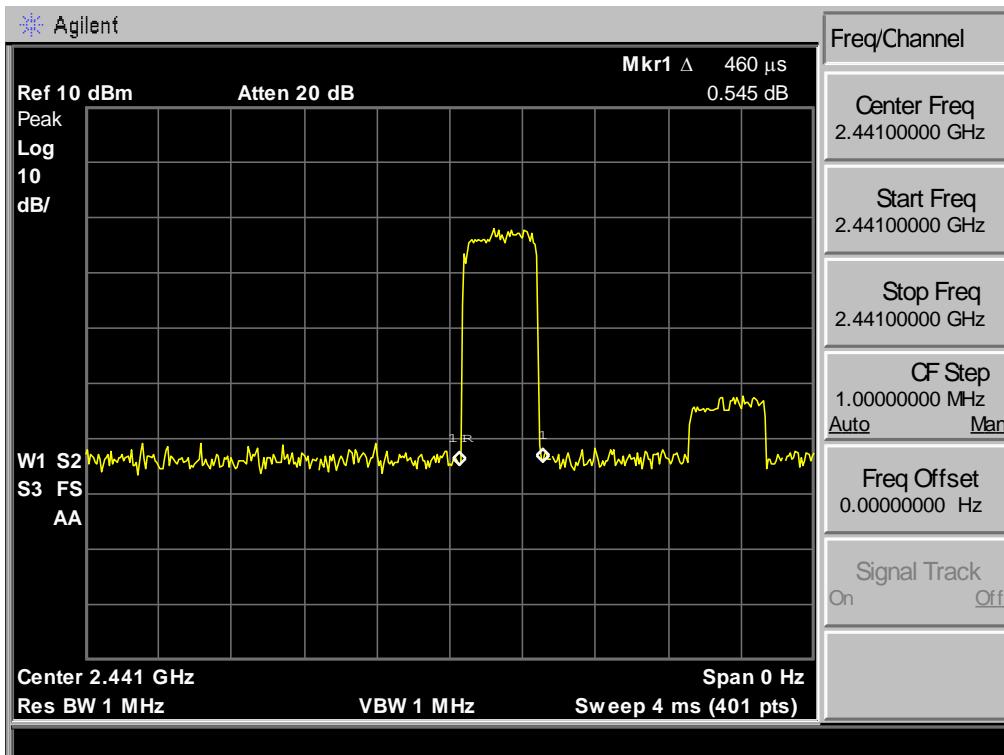
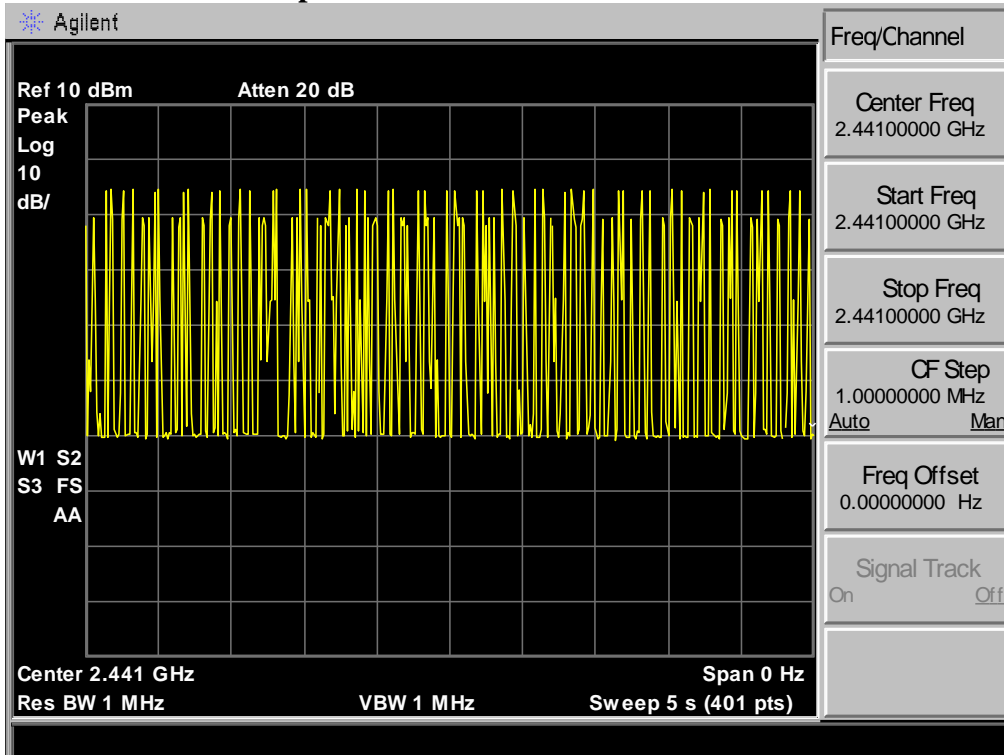
$\pi/4$ -DQPSK 2DH3 : 25hop/5s * 0.4 * 79 * 1.73ms= 273.34



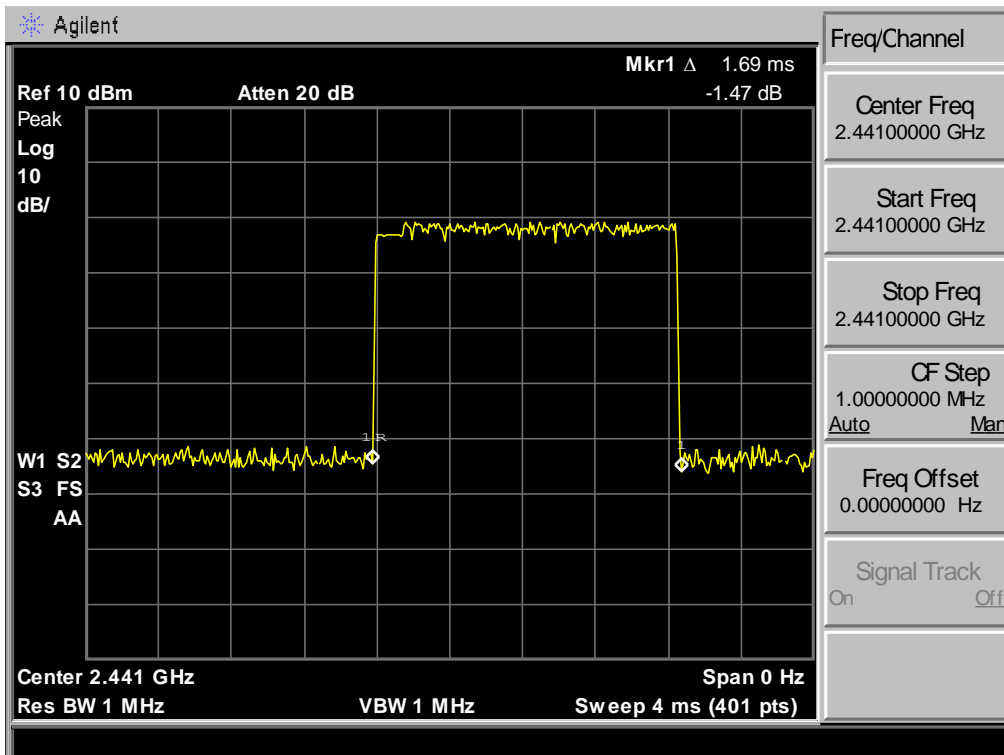
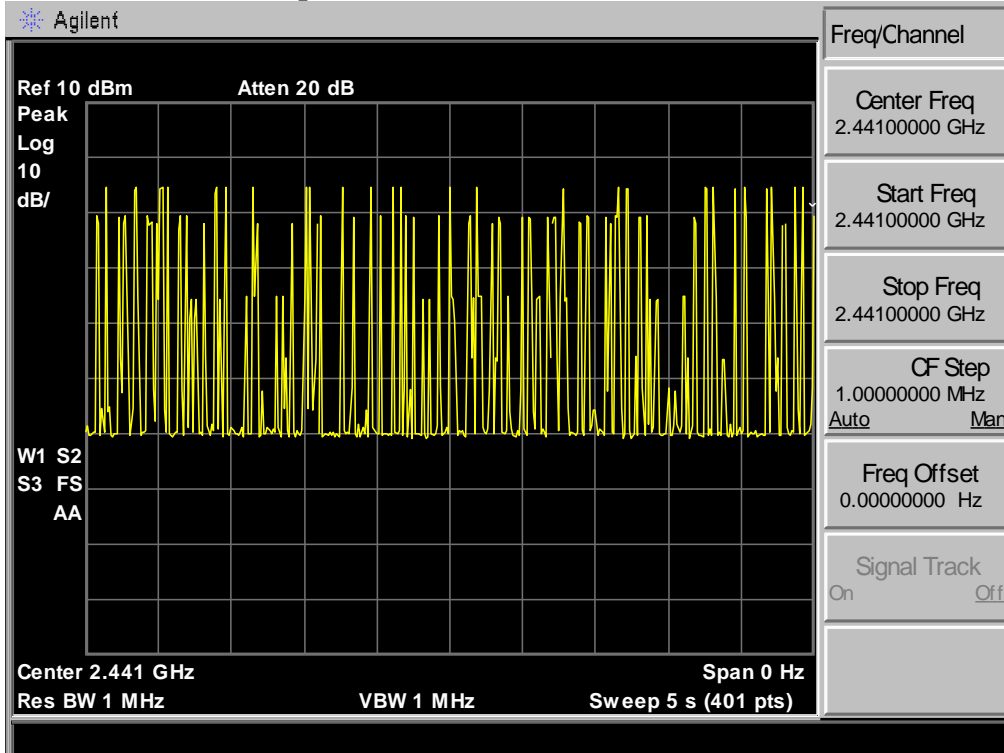
$\pi/4$ -DQPSK 2DH5 : 18hop/5s * 0.4 * 79 * 2.93ms = 333.32



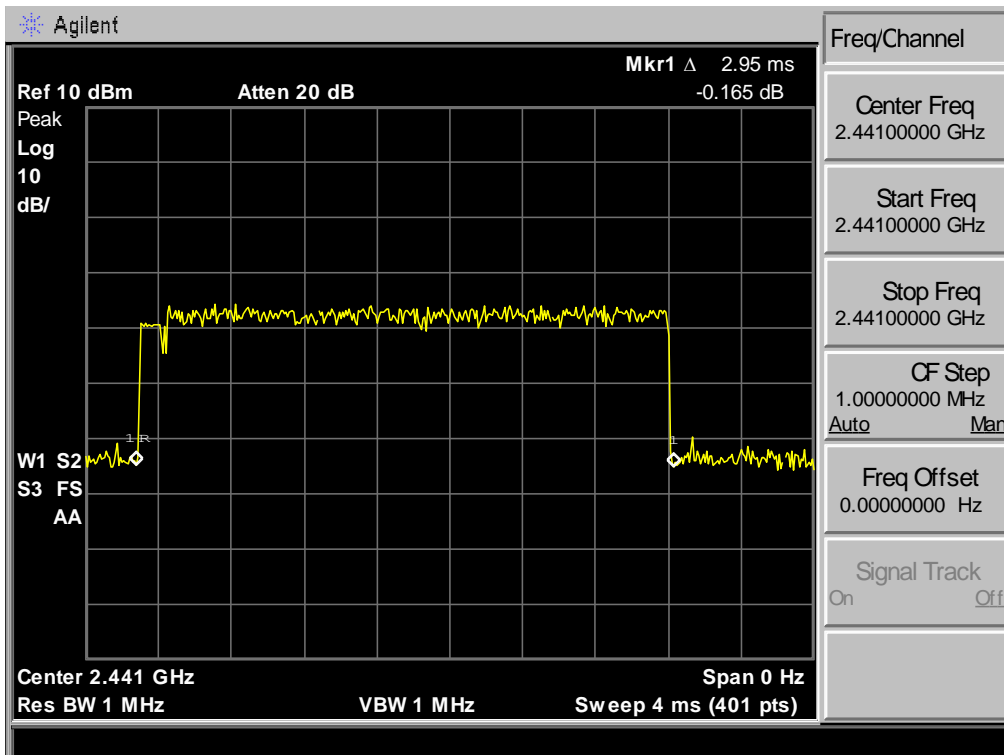
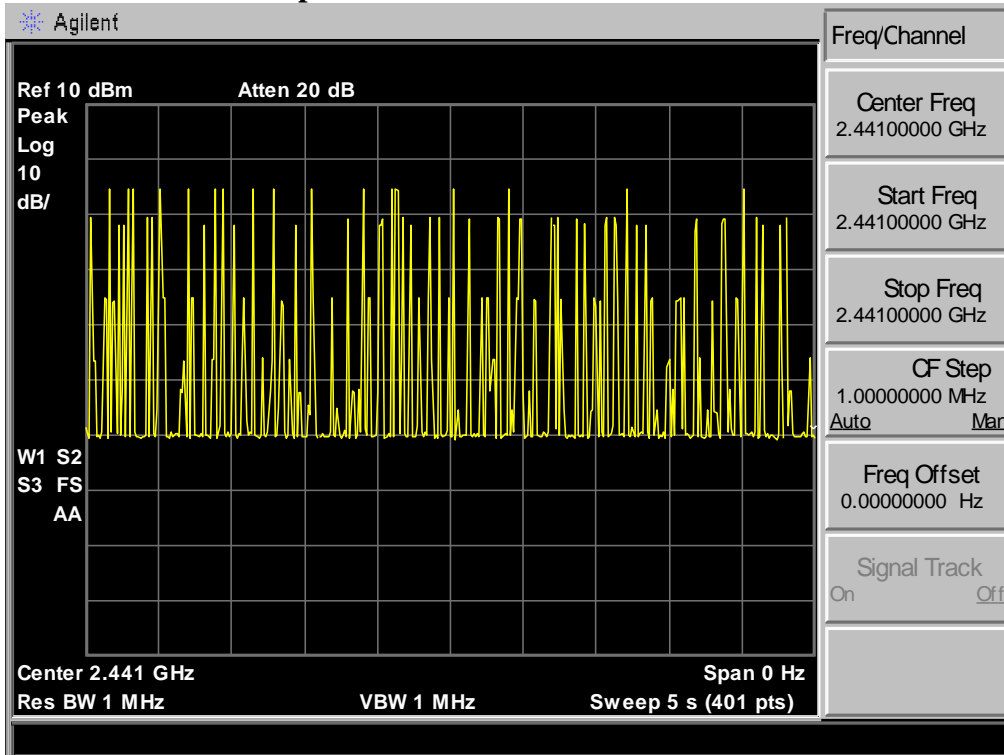
8-DPSK 3DH1 : 50hop/5s * 0.4 * 79 * 0.46ms = 145.36



8-DPSK 3DH3 : 26hop/5s * 0.4 * 79 * 1.69ms= 277.70



8-DPSK 3DH5 : 17hop/5s * 0.4 * 79 * 2.95ms = 316.95



8. RADIATED EMISSIONS

8.1. Limit

All the emissions appearing within 15.205 restricted frequency bands shall not exceed the limits shown in 15.209, all the other emissions shall be at least 20dB below the fundamental emissions, or comply with 15.209 limits.

15.205 Restricted frequency band

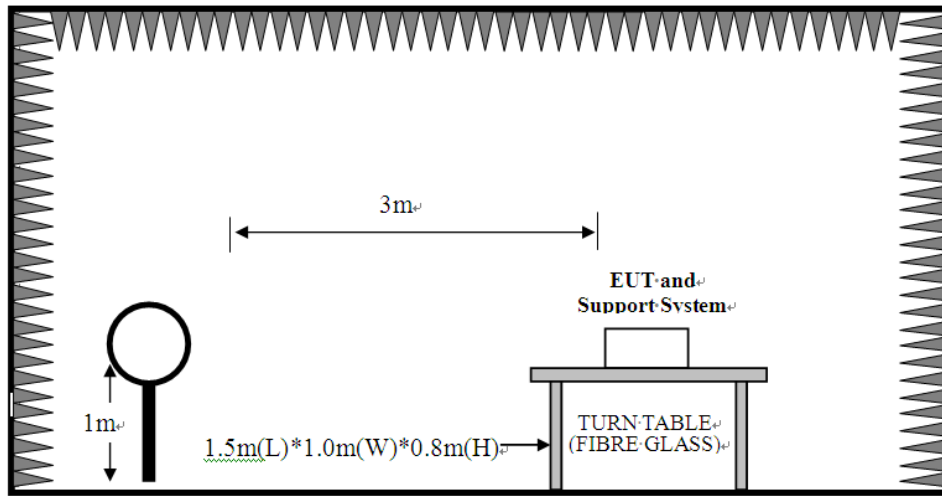
MHz	MHz	MHz	GHz
0.090 - 0.110	16.42 - 16.423	399.9 - 410	4.5 - 5.15
¹ 0.495 - 0.505	16.69475 - 16.69525	608 - 614	5.35 - 5.46
2.1735 - 2.1905	16.80425 - 16.80475	960 - 1240	7.25 - 7.75
4.125 - 4.128	25.5 - 25.67	1300 - 1427	8.025 - 8.5
4.17725 - 4.17775	37.5 - 38.25	1435 - 1626.5	9.0 - 9.2
4.20725 - 4.20775	73 - 74.6	1645.5 - 1646.5	9.3 - 9.5
6.215 - 6.218	74.8 - 75.2	1660 - 1710	10.6 - 12.7
6.26775 - 6.26825	108 - 121.94	1718.8 - 1722.2	13.25 - 13.4
6.31175 - 6.31225	123 - 138	2200 - 2300	14.47 - 14.5
8.291 - 8.294	149.9 - 150.05	2310 - 2390	15.35 - 16.2
8.362 - 8.366	156.52475 - 156.52525	2483.5 - 2500	17.7 - 21.4
8.37625 - 8.38675	156.7 - 156.9	2690 - 2900	22.01 - 23.12
8.41425 - 8.41475	162.0125 - 167.17	3260 - 3267	23.6 - 24.0
12.29 - 12.293	167.72 - 173.2	3332 - 3339	31.2 - 31.8
12.51975 - 12.52025	240 - 285	3345.8 - 3358	36.43 - 36.5
12.57675 - 12.57725	322 - 335.4	3600 - 4400	(²)

15.209 Limit

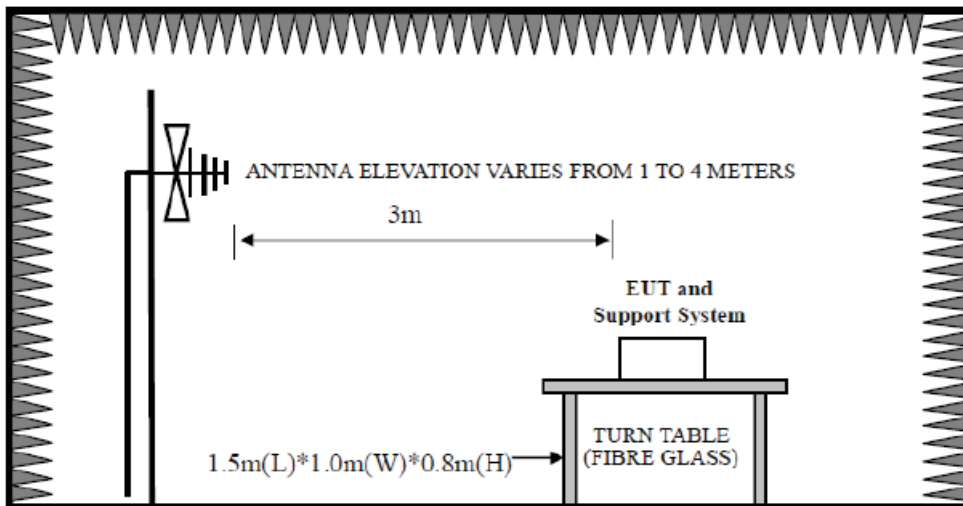
Frequency (MHz)	Field strength (μV/m)	Distance (m)
0.009-0.490	2400/F(kHz)	300
0.490-1.705	24000/F(kHz)	30
1.705-30	30	30
30-88	100	3
88-216	150	3
216-960	200	3
Above 960	500	3

8.2. Block Diagram of Test setup

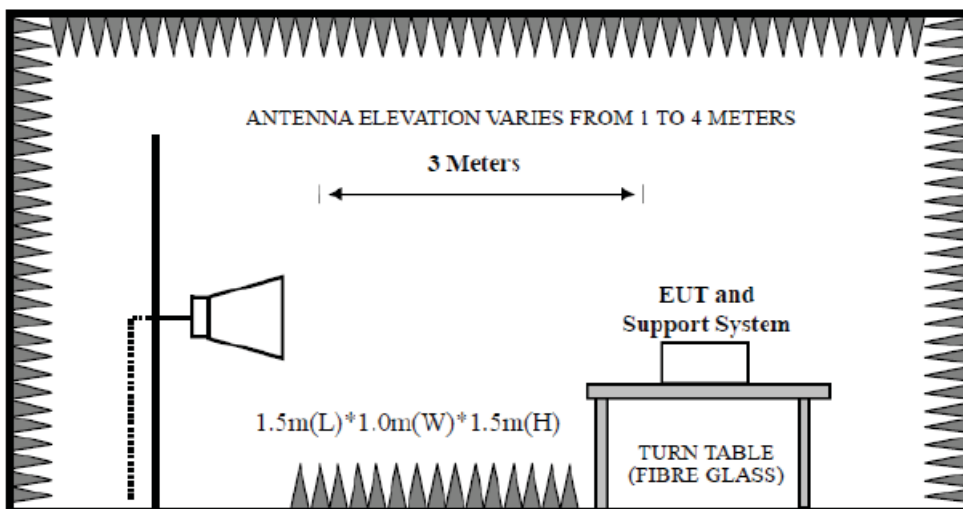
9kHz~30MHz



30~1000MHz



Above 1GHz



8.3. Test Procedure

EUT was placed on a turn table, which is 0.8 meter high above ground for 9kHz~1000MHz test, and which is 1.5 meter high above ground for above 1GHz test. The turn table can rotate 360 degrees to determine the position of the maximum emission level. Power on the EUT and let it working in test mode, then test it. EUT is set 3 meters away from the receiving antenna, which is mounted on an antenna tower. The antenna can be moved up and down between 1 meter and 4 meters to find out the maximum emission level. Both horizontal and vertical polarization of the antenna are set on test.

The test frequency analyzer system was set to Peak Detect (300Hz RBW in 9kHz to 150kHz and 10kHz RBW in 150kHz to 30MHz) Function and Specified Bandwidth with Maximum Hold Mode.

The bandwidth of the EMI test receiver (R&S ESVS10) is set at 120kHz for frequency range from 30MHz to 1000 MHz.

The bandwidth of the Spectrum's VBW is set at 1MHz and RBW is set at 1MHz for peak emissions measurement above 1GHz and 1MHz RBW, 10Hz VBW for average emissions measure above 1GHz

PEAK detector, 1MHz/1MHz for PAEK measurement,

PEAK detector, 1MHz/10Hz for Average measurement

The frequency range from 30MHz to 10th harmonic (25GHz) are checked.

8.4. Test Result

30MHz—25GHz Radiated emission Test result
EUT: Portable Bluetooth Speaker
M/N: DS2
Power: DC 3.7V
Test date: 2016-04-26 Test site: 3m Chamber Tested by: Tony Tang
Test mode: Tx Mode
Pass

- Note: 1、 For emissions above 1GHz, if peak level comply with average limit, then the average level is deemed to comply with average limit.
- 2、 The frequency 2402MHz、2441MHz and 2480MHz is fundamental frequency which no limit, the limit on plots is automatically generated by the software, it's not fundamental limit, we can't remove it.

8.5. Test Data

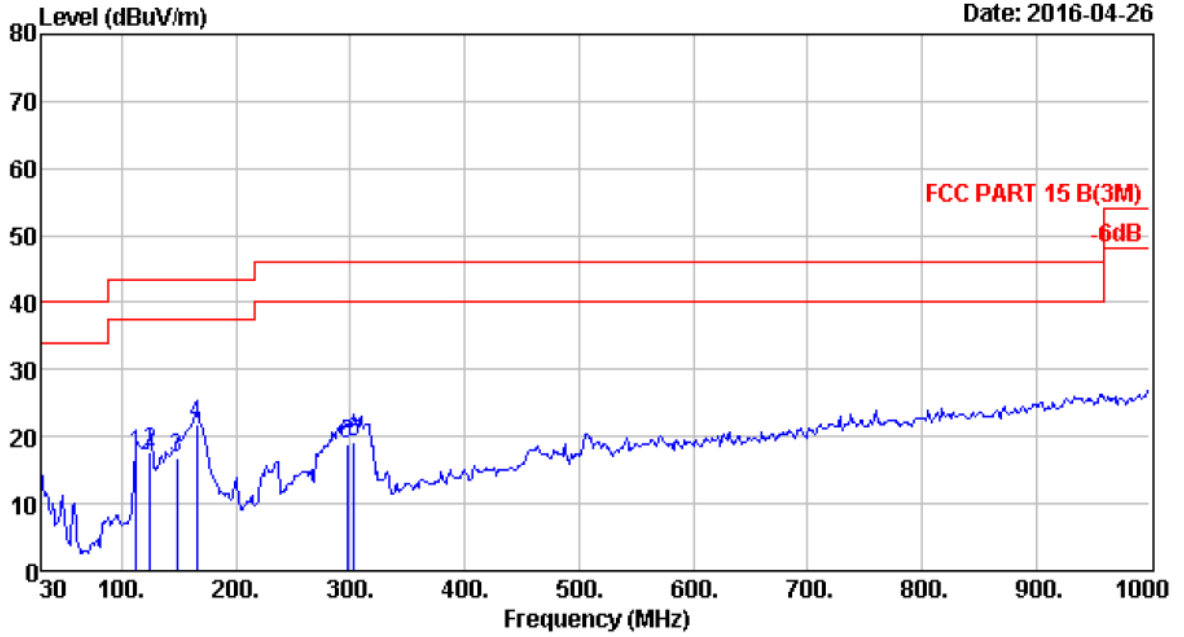
9 kHz – 30 MHz

Pass

Note: The amplitude of spurious emission that is attenuated by more than 20dB below the permissible limit has no need to be reported.

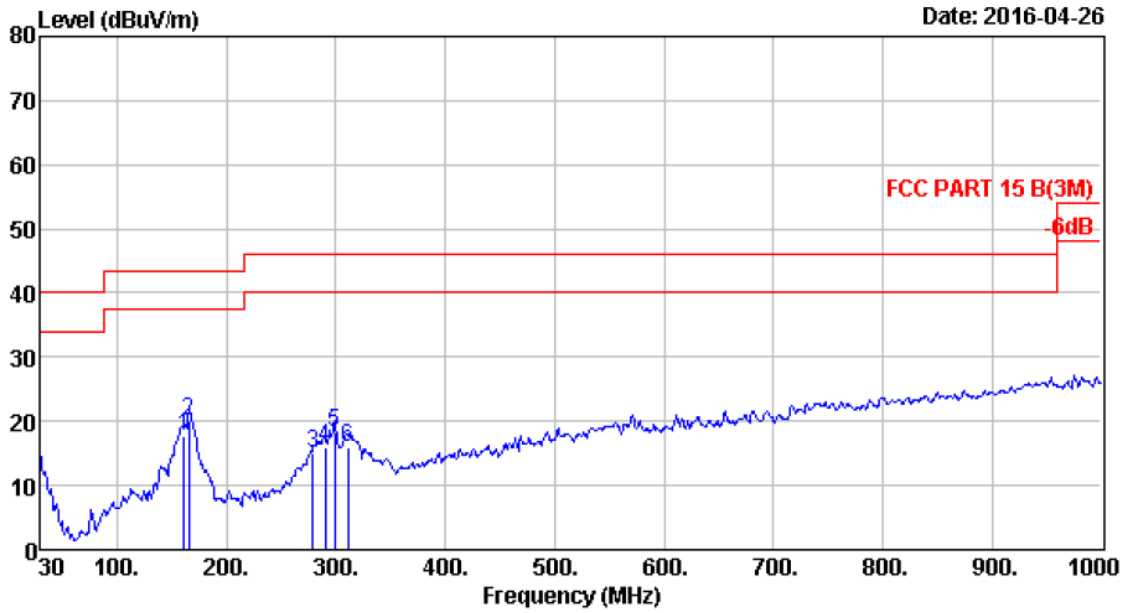
30 MHz – 1000 MHz

Date: 2016-04-26



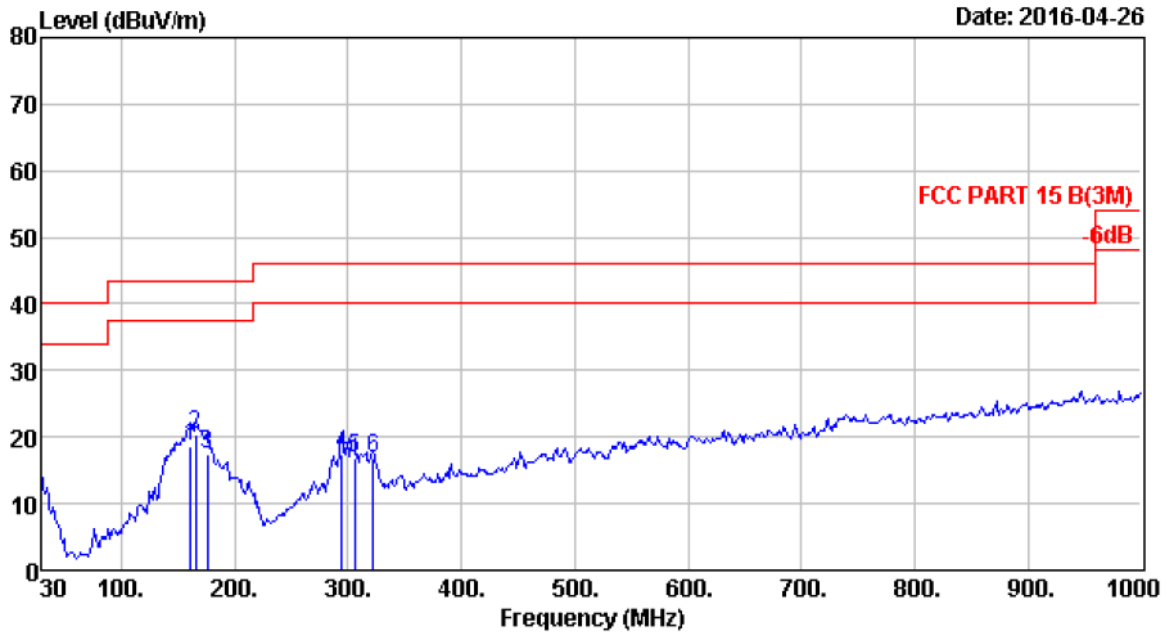
Site no. : 966 1# chamber Data no. : 825
 Dis. / Ant. : 3m 27137 Ant. pol. : VERTICAL
 Limit : FCC PART 15 B(3M)
 Env. / Ins. : Temp:23.6';Humi:56%;Press:101.52kPa
 Engineer : Tony
 EUT : Portable Bluetooth Speaker
 Power : DC 3.7V
 M/N : DS2
 Test Mode : GFSK TX 2402MHz

	Freq. (MHz)	ANT Factor (dB/m)	Cable Loss (dB)	Reading (dBuV)	Emission Level (dBuV/m)	Limit (dBuV/m)	Margin (dB)	Remark
1	112.45	10.68	1.43	5.40	17.51	43.50	25.99	QP
2	125.06	11.35	1.52	4.97	17.84	43.50	25.66	QP
3	148.34	11.00	1.69	4.00	16.69	43.50	26.81	QP
4	165.80	9.66	1.68	10.47	21.81	43.50	21.69	QP
5	296.75	12.99	2.32	3.68	18.99	46.00	27.01	QP
6	303.54	13.08	2.43	3.69	19.20	46.00	26.80	QP



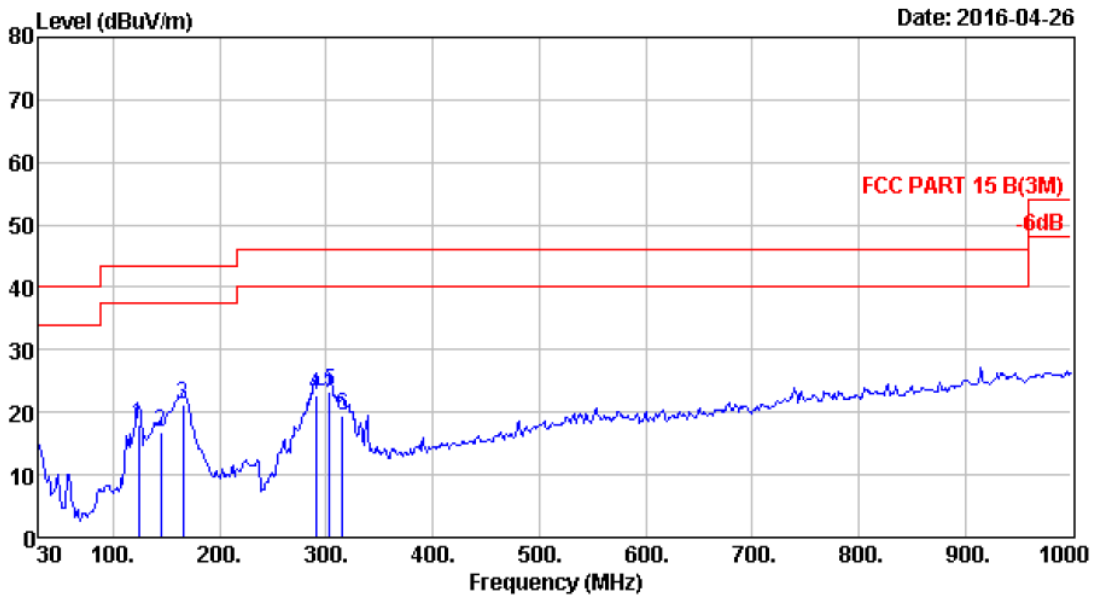
Site no. : 966 1# chamber Data no. : 826
 Dis. / Ant. : 3m 27137 Ant. pol. : HORIZONTAL
 Limit : FCC PART 15 B(3M)
 Env. / Ins. : Temp:23.6';Humi:56%;Press:101.52kPa
 Engineer : Tony
 EUT : Portable Bluetooth Speaker
 Power : DC 3.7V
 M/N : DS2
 Test Mode : GFSK TX 2402MHz

	Freq. (MHz)	ANT Factor (dB/m)	Cable Loss (dB)	Reading (dBuV)	Emission Level (dBuV/m)	Limit (dBuV/m)	Margin (dB)	Remark
1	160.95	10.24	1.70	5.87	17.81	43.50	25.69	QP
2	165.80	9.66	1.68	8.84	20.18	43.50	23.32	QP
3	279.29	12.37	2.23	0.59	15.19	46.00	30.81	QP
4	289.96	12.73	2.32	0.96	16.01	46.00	29.99	QP
5	298.69	13.00	2.40	2.81	18.21	46.00	27.79	QP
6	311.30	13.24	2.33	0.44	16.01	46.00	29.99	QP



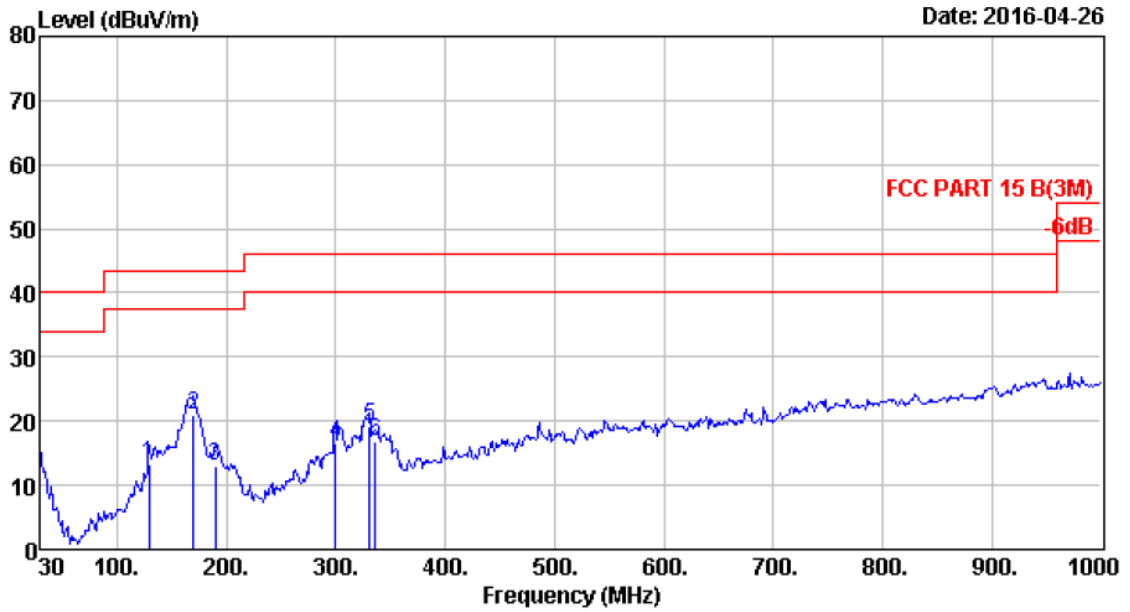
Site no. : 966 1# chamber Data no. : 827
 Dis. / Ant. : 3m 27137 Ant. pol. : HORIZONTAL
 Limit : FCC PART 15 B(3M)
 Env. / Ins. : Temp:23.6';Humi:56%;Press:101.52kPa
 Engineer : Tony
 EUT : Portable Bluetooth Speaker
 Power : DC 3.7V
 M/N : DS2
 Test Mode : GFSK TX 2441MHz

	Freq. (MHz)	ANT Factor (dB/m)	Cable Loss (dB)	Reading (dBuV)	Emission Level (dBuV/m)	Limit (dBuV/m)	Margin (dB)	Remark
1	160.95	10.24	1.70	6.58	18.52	43.50	24.98	QP
2	165.80	9.66	1.68	8.92	20.26	43.50	23.24	QP
3	175.50	8.98	1.68	6.89	17.55	43.50	25.95	QP
4	294.81	12.97	2.31	2.05	17.33	46.00	28.67	QP
5	305.48	13.11	2.31	1.29	16.71	46.00	29.29	QP
6	321.97	13.63	2.42	0.88	16.93	46.00	29.07	QP



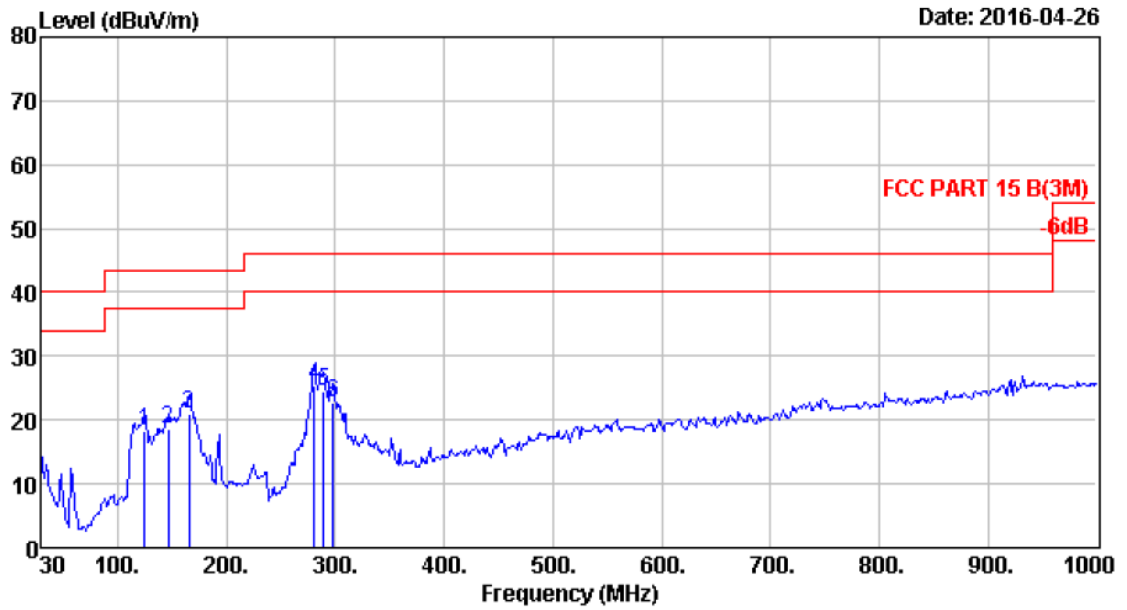
Site no. : 966 1# chamber Data no. : 828
 Dis. / Ant. : 3m 27137 Ant. pol. : VERTICAL
 Limit : FCC PART 15 B(3M)
 Env. / Ins. : Temp:23.6';Humi:56%;Press:101.52kPa
 Engineer : Tony
 EUT : Portable Bluetooth Speaker
 Power : DC 3.7V
 M/N : DS2
 Test Mode : GFSK TX 2441MHz

	Freq. (MHz)	ANT Factor (dB/m)	Cable Loss (dB)	Reading (dBuV)	Emission Level (dBuV/m)	Limit (dBuV/m)	Margin (dB)	Remark
1	124.09	11.31	1.53	5.09	17.93	43.50	25.57	QP
2	144.46	11.26	1.54	3.92	16.72	43.50	26.78	QP
3	165.80	9.66	1.68	9.95	21.29	43.50	22.21	QP
4	289.96	12.73	2.32	7.69	22.74	46.00	23.26	QP
5	303.54	13.08	2.43	7.68	23.19	46.00	22.81	QP
6	315.18	13.39	2.42	3.68	19.49	46.00	26.51	QP



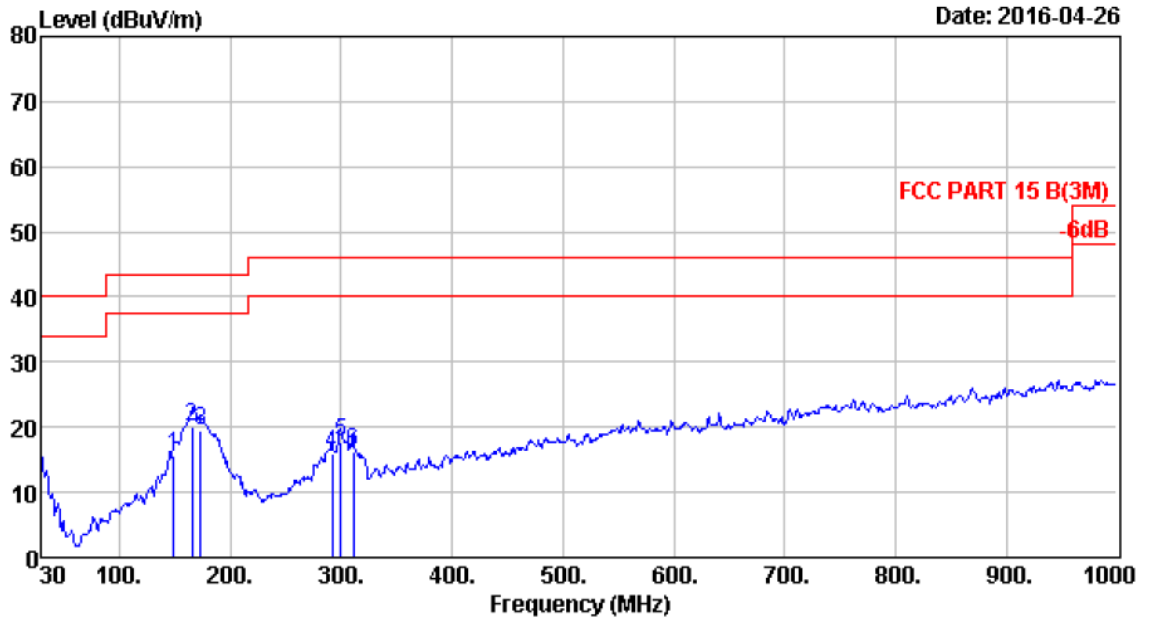
Site no. : 966 1# chamber Data no. : 829
 Dis. / Ant. : 3m 27137 Ant. pol. : HORIZONTAL
 Limit : FCC PART 15 B(3M)
 Env. / Ins. : Temp:23.6';Humi:56%;Press:101.52kPa
 Engineer : Tony
 EUT : Portable Bluetooth Speaker
 Power : DC 3.7V
 M/N : DS2
 Test Mode : GFSK TX 2480MHz

	Freq. (MHz)	ANT Factor (dB/m)	Cable Loss (dB)	Reading (dBuV)	Emission Level (dBuV/m)	Limit (dBuV/m)	Margin (dB)	Remark
1	128.94	11.33	1.47	0.36	13.16	43.50	30.34	QP
2	169.68	9.20	1.69	10.04	20.93	43.50	22.57	QP
3	190.05	7.94	1.76	3.41	13.11	43.50	30.39	QP
4	299.66	13.01	2.38	1.19	16.58	46.00	29.42	QP
5	330.70	13.88	2.44	2.84	19.16	46.00	26.84	QP
6	336.52	14.05	2.50	0.30	16.85	46.00	29.15	QP



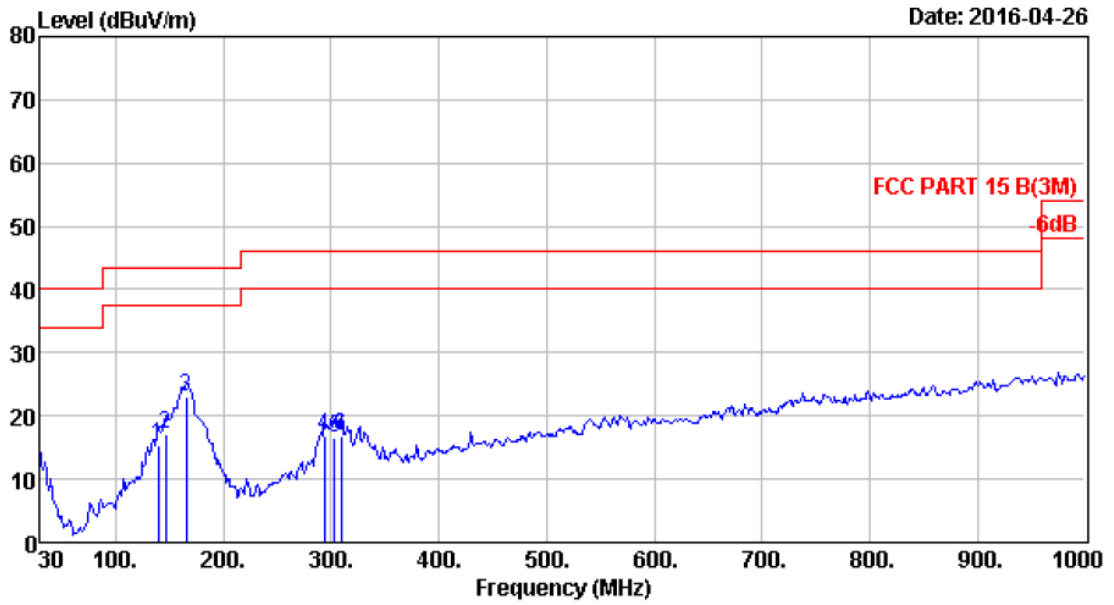
Site no. : 966 1# chamber Data no. : 831
 Dis. / Ant. : 3m 27137 Ant. pol. : VERTICAL
 Limit : FCC PART 15 B(3M)
 Env. / Ins. : Temp:23.6';Humi:56%;Press:101.52kPa
 Engineer : Tony
 EUT : Portable Bluetooth Speaker
 Power : DC 3.7V
 M/N : DS2
 Test Mode : (π/4)DQPSK TX 2402MHz

	Freq. (MHz)	ANT Factor (dB/m)	Cable Loss (dB)	Reading (dBuV)	Emission Level (dBuV/m)	Limit (dBuV/m)	Margin (dB)	Remark
1	125.06	11.35	1.52	5.33	18.20	43.50	25.30	QP
2	146.40	11.15	1.58	5.82	18.55	43.50	24.95	QP
3	165.80	9.66	1.68	9.55	20.89	43.50	22.61	QP
4	280.26	12.37	2.28	10.60	25.25	46.00	20.75	QP
5	288.99	12.70	2.31	9.50	24.51	46.00	21.49	QP
6	297.72	12.99	2.36	7.39	22.74	46.00	23.26	QP



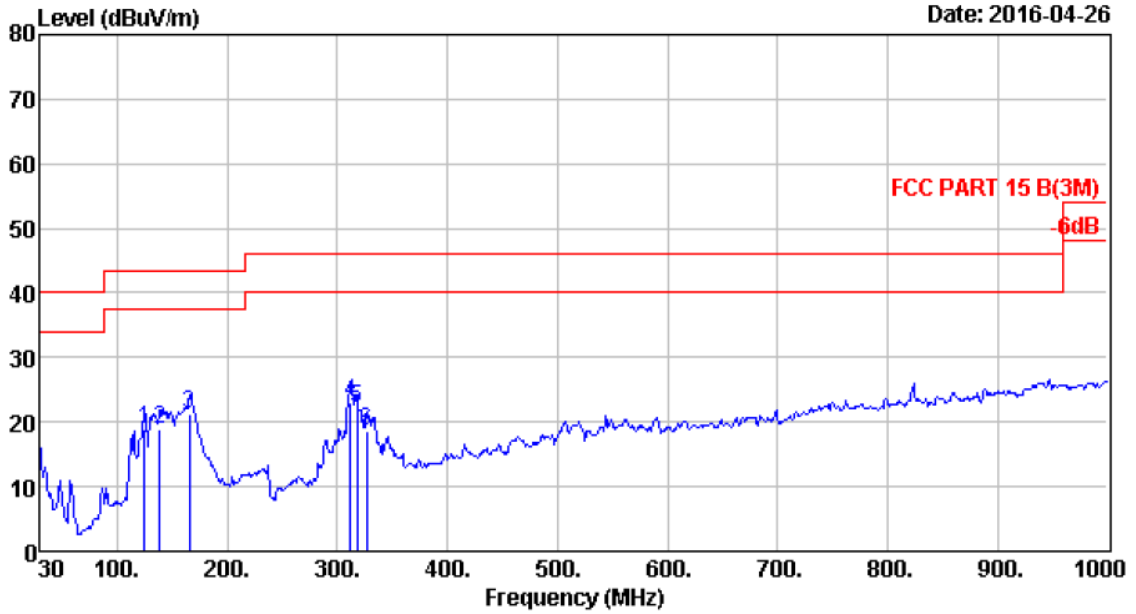
Site no. : 966 1# chamber Data no. : 832
 Dis. / Ant. : 3m 27137 Ant. pol. : HORIZONTAL
 Limit : FCC PART 15 B(3M)
 Env. / Ins. : Temp:23.6';Humi:56%;Press:101.52kPa
 Engineer : Tony
 EUT : Portable Bluetooth Speaker
 Power : DC 3.7V
 M/N : DS2
 Test Mode : (π/4)DQPSK TX 2402MHz

	Freq. (MHz)	ANT Factor (dB/m)	Cable Loss (dB)	Reading (dBuV)	Emission Level (dBuV/m)	Limit (dBuV/m)	Margin (dB)	Remark
1	149.31	10.93	1.65	3.13	15.71	43.50	27.79	QP
2	165.80	9.66	1.68	8.68	20.02	43.50	23.48	QP
3	173.56	9.03	1.68	8.75	19.46	43.50	24.04	QP
4	291.90	12.83	2.33	0.75	15.91	46.00	30.09	QP
5	299.66	13.01	2.38	2.41	17.80	46.00	28.20	QP
6	311.30	13.24	2.33	0.57	16.14	46.00	29.86	QP



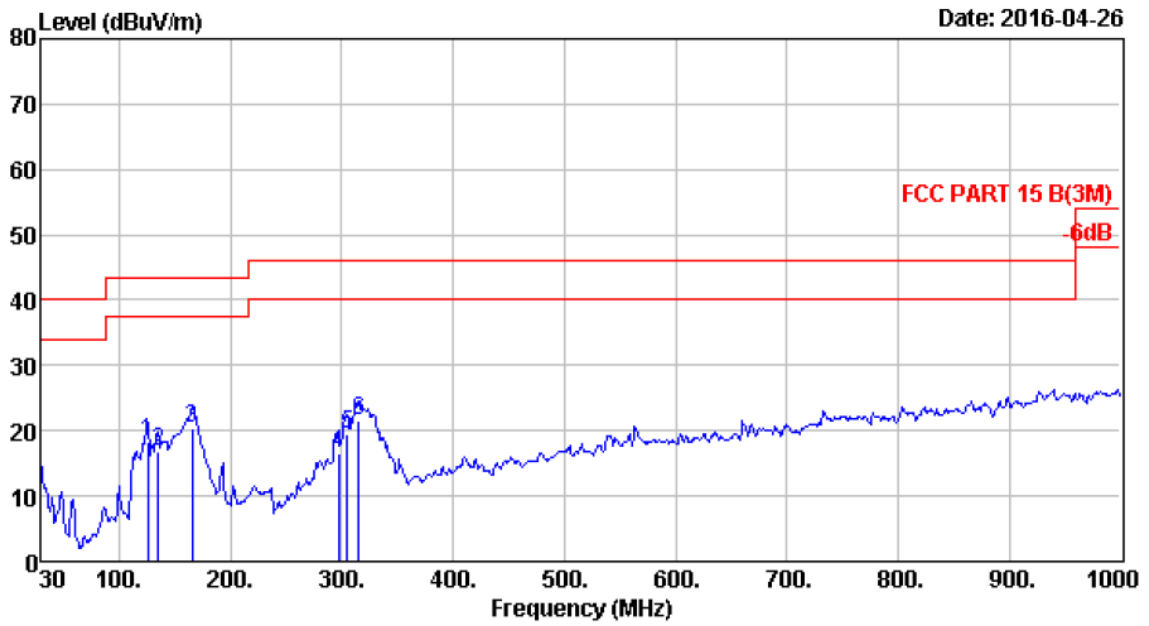
Site no. : 966 1# chamber Data no. : 833
 Dis. / Ant. : 3m 27137 Ant. pol. : HORIZONTAL
 Limit : FCC PART 15 B(3M)
 Env. / Ins. : Temp:23.6';Humi:56%;Press:101.52kPa
 Engineer : Tony
 EUT : Portable Bluetooth Speaker
 Power : DC 3.7V
 M/N : DS2
 Test Mode : (π/4)DQPSK TX 2441MHz

	Freq. (MHz)	ANT Factor (dB/m)	Cable Loss (dB)	Reading (dBUV)	Emission Level (dBUV/m)	Limit (dBUV/m)	Margin (dB)	Remark
1	139.61	11.43	1.51	2.39	15.33	43.50	28.17	QP
2	146.40	11.15	1.58	4.48	17.21	43.50	26.29	QP
3	165.80	9.66	1.68	11.61	22.95	43.50	20.55	QP
4	293.84	12.92	2.33	1.61	16.86	46.00	29.14	QP
5	303.54	13.08	2.43	1.02	16.53	46.00	29.47	QP
6	309.36	13.18	2.36	1.39	16.93	46.00	29.07	QP



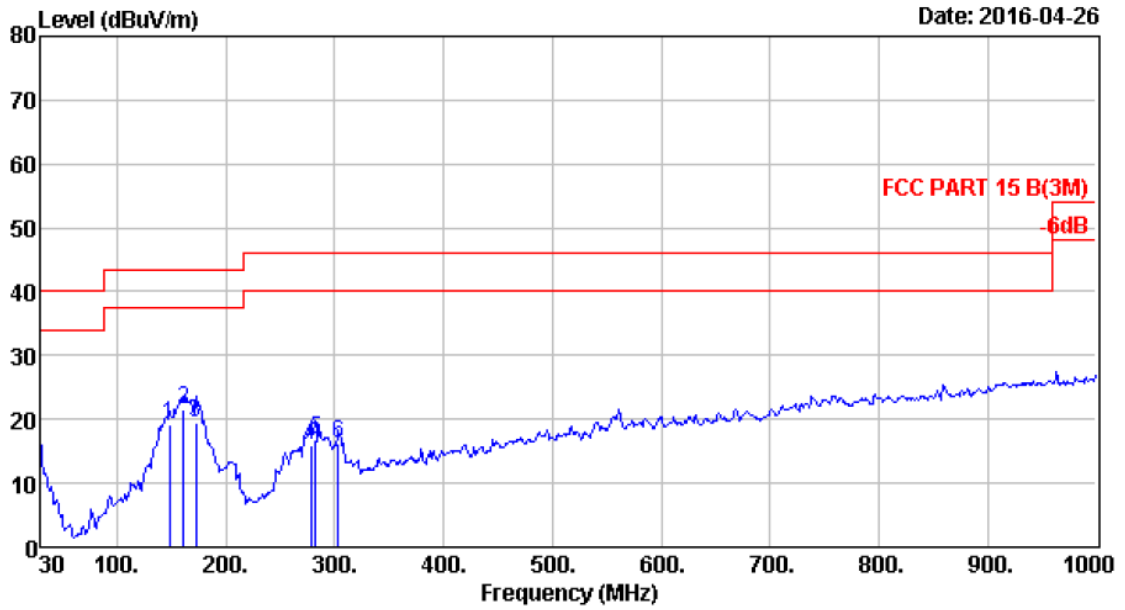
Site no. : 966 1# chamber Data no. : 834
 Dis. / Ant. : 3m 27137 Ant. pol. : VERTICAL
 Limit : FCC PART 15 B(3M)
 Env. / Ins. : Temp:23.6';Humi:56%;Press:101.52kPa
 Engineer : Tony
 EUT : Portable Bluetooth Speaker
 Power : DC 3.7V
 M/N : DS2
 Test Mode : (π/4)DQPSK TX 2441MHz

	Freq. (MHz)	ANT Factor (dB/m)	Cable Loss (dB)	Reading (dBuV)	Emission Level (dBuV/m)	Limit (dBuV/m)	Margin (dB)	Remark
1	125.06	11.35	1.52	5.90	18.77	43.50	24.73	QP
2	138.64	11.42	1.54	5.95	18.91	43.50	24.59	QP
3	165.80	9.66	1.68	9.96	21.30	43.50	22.20	QP
4	312.27	13.27	2.39	7.46	23.12	46.00	22.88	QP
5	318.09	13.50	2.40	6.29	22.19	46.00	23.81	QP
6	326.82	13.77	2.44	2.28	18.49	46.00	27.51	QP



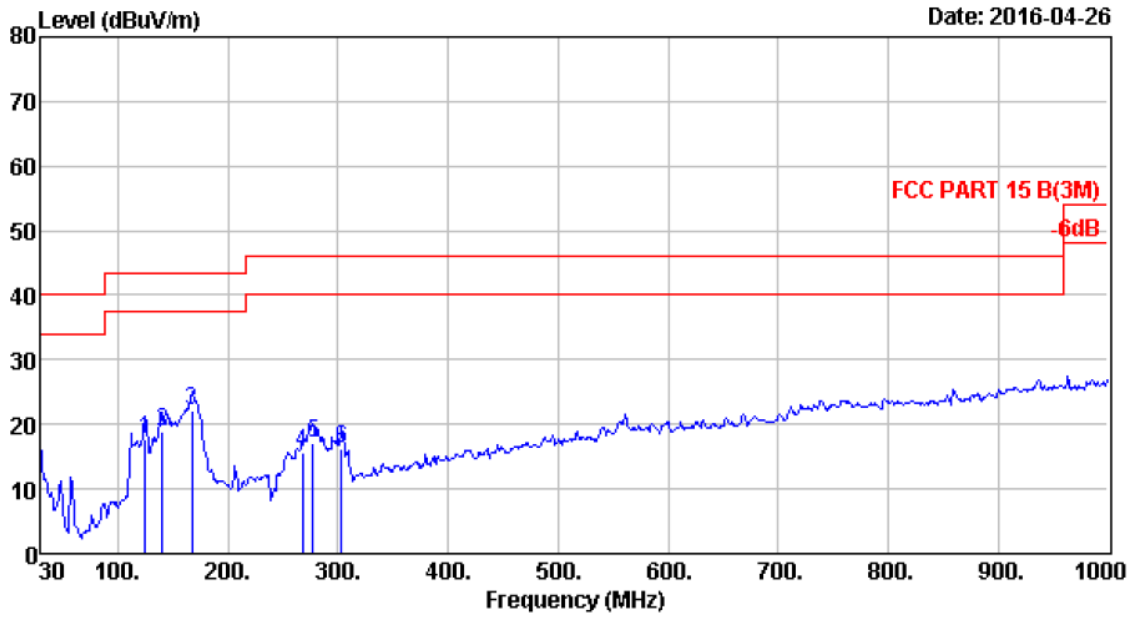
Site no. : 966 1# chamber Data no. : 835
 Dis. / Ant. : 3m 27137 Ant. pol. : VERTICAL
 Limit : FCC PART 15 B(3M)
 Env. / Ins. : Temp:23.6';Humi:56%;Press:101.52kPa
 Engineer : Tony
 EUT : Portable Bluetooth Speaker
 Power : DC 3.7V
 M/N : DS2
 Test Mode : (n/4)DQPSK TX 2480MHz

	Freq. (MHz)	ANT Factor (dB/m)	Cable Loss (dB)	Reading (dBUV)	Emission Level (dBUV/m)	Limit (dBUV/m)	Margin (dB)	Remark
1	126.03	11.34	1.52	5.46	18.32	43.50	25.18	QP
2	134.76	11.37	1.57	3.74	16.68	43.50	26.82	QP
3	165.80	9.66	1.68	9.17	20.51	43.50	22.99	QP
4	296.75	12.99	2.32	1.20	16.51	46.00	29.49	QP
5	304.51	13.10	2.37	4.02	19.49	46.00	26.51	QP
6	315.18	13.39	2.42	5.83	21.64	46.00	24.36	QP



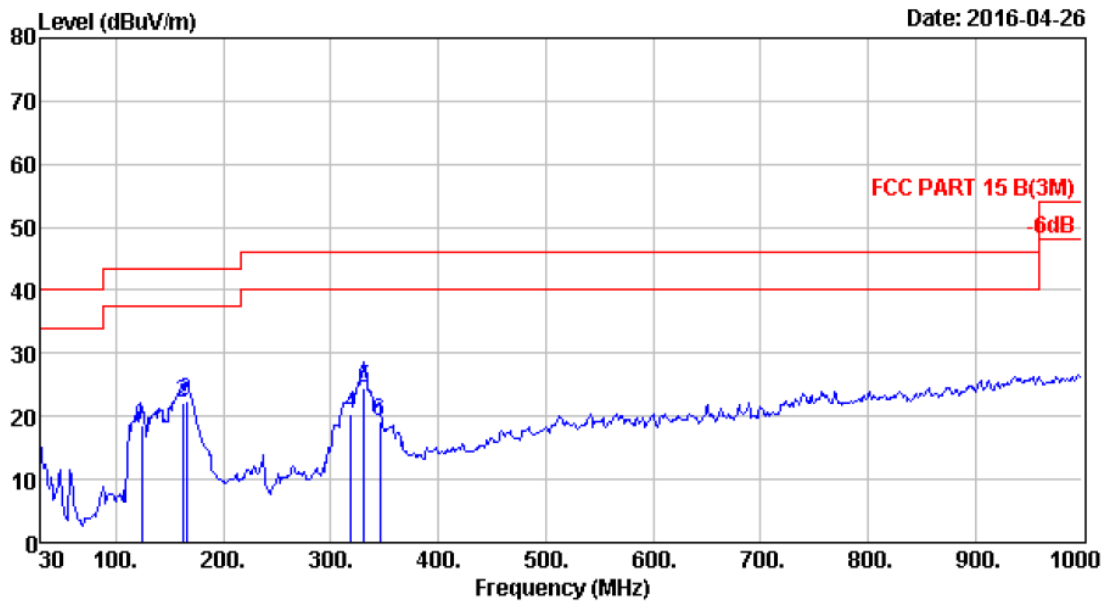
Site no. : 966 1# chamber Data no. : 837
 Dis. / Ant. : 3m 27137 Ant. pol. : HORIZONTAL
 Limit : FCC PART 15 B(3M)
 Env. / Ins. : Temp:23.6';Humi:56%;Press:101.52kPa
 Engineer : Tony
 EUT : Portable Bluetooth Speaker
 Power : DC 3.7V
 M/N : DS2
 Test Mode : 8-DPSK TX 2402MHz

	Freq. (MHz)	ANT Factor (dB/m)	Cable Loss (dB)	Reading (dBuV)	Emission Level (dBuV/m)	Limit (dBuV/m)	Margin (dB)	Remark
1	148.34	11.00	1.69	6.42	19.11	43.50	24.39	QP
2	160.95	10.24	1.70	9.64	21.58	43.50	21.92	QP
3	172.59	9.07	1.68	8.82	19.57	43.50	23.93	QP
4	278.32	12.37	2.24	1.27	15.88	46.00	30.12	QP
5	282.20	12.45	2.33	1.91	16.69	46.00	29.31	QP
6	303.54	13.08	2.43	0.86	16.37	46.00	29.63	QP



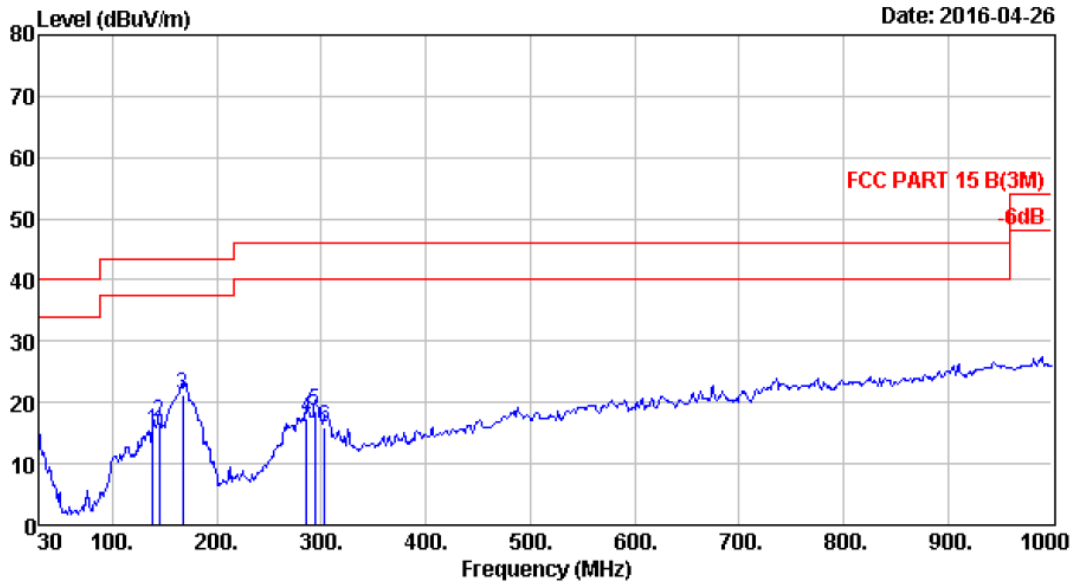
Site no. : 966 1# chamber Data no. : 838
 Dis. / Ant. : 3m 27137 Ant. pol. : VERTICAL
 Limit : FCC PART 15 B(3M)
 Env. / Ins. : Temp:23.6';Humi:56%;Press:101.52kPa
 Engineer : Tony
 EUT : Portable Bluetooth Speaker
 Power : DC 3.7V
 M/N : DS2
 Test Mode : 8-DPSK TX 2402MHz

	Freq. (MHz)	ANT Factor (dB/m)	Cable Loss (dB)	Reading (dBuV)	Emission Level (dBuV/m)	Limit (dBuV/m)	Margin (dB)	Remark
1	125.06	11.35	1.52	4.84	17.71	43.50	25.79	QP
2	140.58	11.40	1.49	6.01	18.90	43.50	24.60	QP
3	166.77	9.54	1.69	11.00	22.23	43.50	21.27	QP
4	267.65	12.71	2.26	0.61	15.58	46.00	30.42	QP
5	277.35	12.36	2.25	2.55	17.16	46.00	28.84	QP
6	303.54	13.08	2.43	0.86	16.37	46.00	29.63	QP



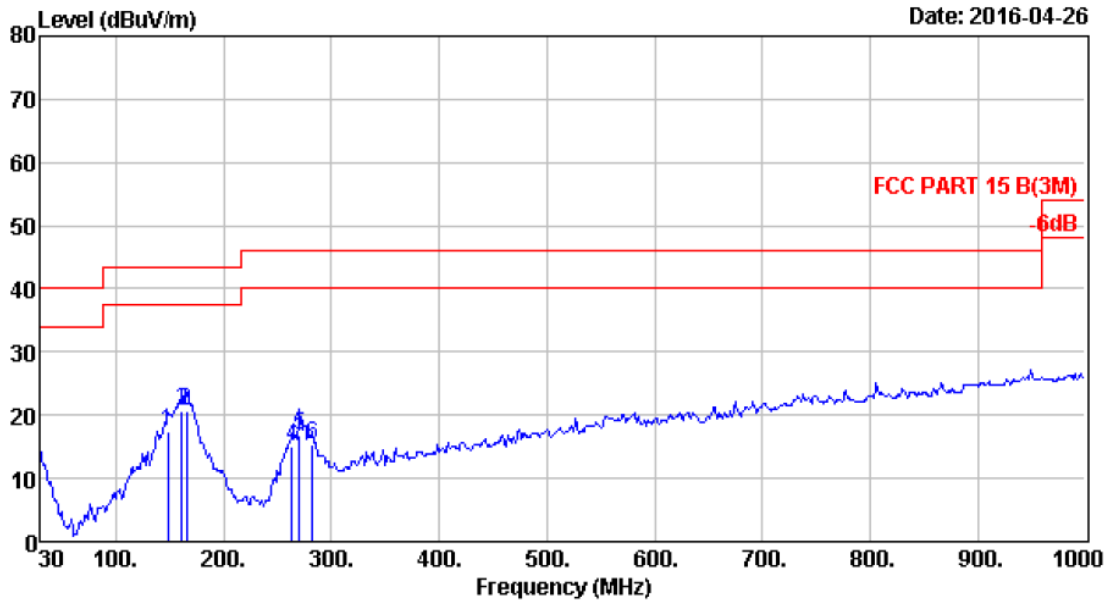
Site no. : 966 1# chamber Data no. : 839
 Dis. / Ant. : 3m 27137 Ant. pol. : VERTICAL
 Limit : FCC PART 15 B(3M)
 Env. / Ins. : Temp:23.6';Humi:56%;Press:101.52kPa
 Engineer : Tony
 EUT : Portable Bluetooth Speaker
 Power : DC 3.7V
 M/N : DS2
 Test Mode : 8-DPSK TX 2441MHz

	Freq. (MHz)	ANT Factor (dB/m)	Cable Loss (dB)	Reading (dBUV)	Emission Level (dBUV/m)	Limit (dBUV/m)	Margin (dB)	Remark
1	124.09	11.31	1.53	5.77	18.61	43.50	24.89	QP
2	161.92	10.12	1.69	10.22	22.03	43.50	21.47	QP
3	165.80	9.66	1.68	11.09	22.43	43.50	21.07	QP
4	319.06	13.53	2.40	4.41	20.34	46.00	25.66	QP
5	330.70	13.88	2.44	8.23	24.55	46.00	21.45	QP
6	345.25	14.32	2.54	2.36	19.22	46.00	26.78	QP



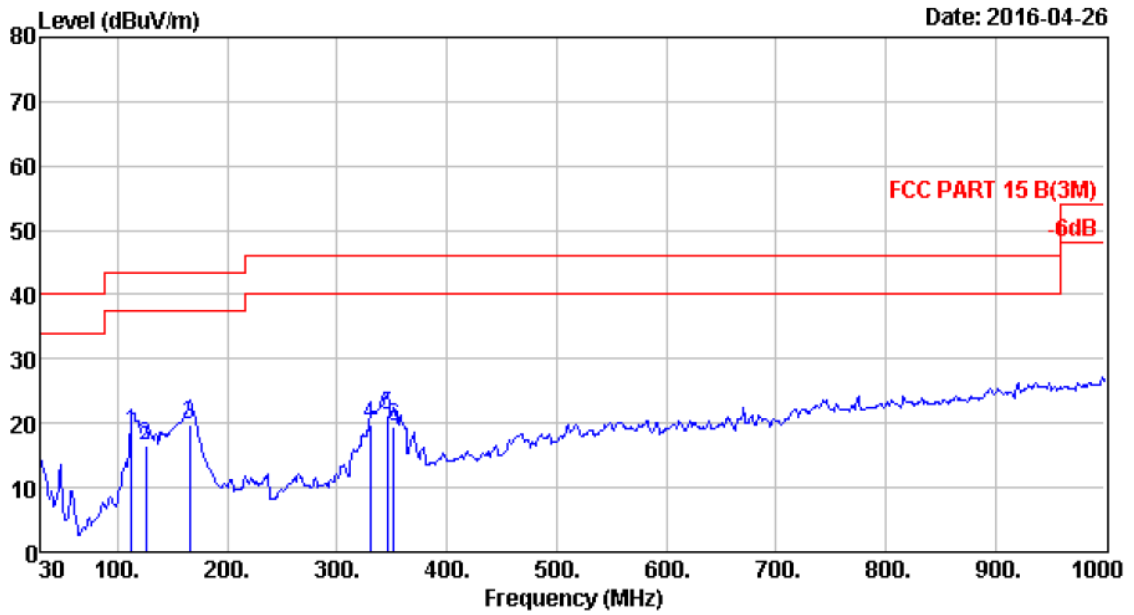
Site no. : 966 1# chamber Data no. : 840
 Dis. / Ant. : 3m 27137 Ant. pol. : HORIZONTAL
 Limit : FCC PART 15 B(3M)
 Env. / Ins. : Temp:23.6';Humi:56%;Press:101.52kPa
 Engineer : Tony
 EUT : Portable Bluetooth Speaker
 Power : DC 3.7V
 M/N : DS2
 Test Mode : 8-DPSK TX 2441MHz

	Freq. (MHz)	ANT Factor (dB/m)	Cable Loss (dB)	Reading (dBuV)	Emission Level (dBuV/m)	Limit (dBuV/m)	Margin (dB)	Remark
1	138.64	11.42	1.54	2.52	15.48	43.50	28.02	QP
2	144.46	11.26	1.54	3.91	16.71	43.50	26.79	QP
3	166.77	9.54	1.69	10.03	21.26	43.50	22.24	QP
4	286.08	12.59	2.32	2.44	17.35	46.00	28.65	QP
5	293.84	12.92	2.33	3.23	18.48	46.00	27.52	QP
6	303.54	13.08	2.43	0.44	15.95	46.00	30.05	QP



Site no. : 966 1# chamber Data no. : 841
 Dis. / Ant. : 3m 27137 Ant. pol. : HORIZONTAL
 Limit : FCC PART 15 B(3M)
 Env. / Ins. : Temp:23.6';Humi:56%;Press:101.52kPa
 Engineer : Tony
 EUT : Portable Bluetooth Speaker
 Power : DC 3.7V
 M/N : DS2
 Test Mode : 8-DPSK TX 2480MHz

	Freq. (MHz)	ANT Factor (dB/m)	Cable Loss (dB)	Reading (dBuV)	Emission Level (dBuV/m)	Limit (dBuV/m)	Margin (dB)	Remark
1	148.34	11.00	1.69	4.78	17.47	43.50	26.03	QP
2	160.95	10.24	1.70	8.59	20.53	43.50	22.97	QP
3	165.80	9.66	1.68	9.22	20.56	43.50	22.94	QP
4	263.77	12.95	2.25	0.00	15.20	46.00	30.80	QP
5	270.56	12.53	2.27	2.06	16.86	46.00	29.14	QP
6	282.20	12.45	2.33	0.68	15.46	46.00	30.54	QP

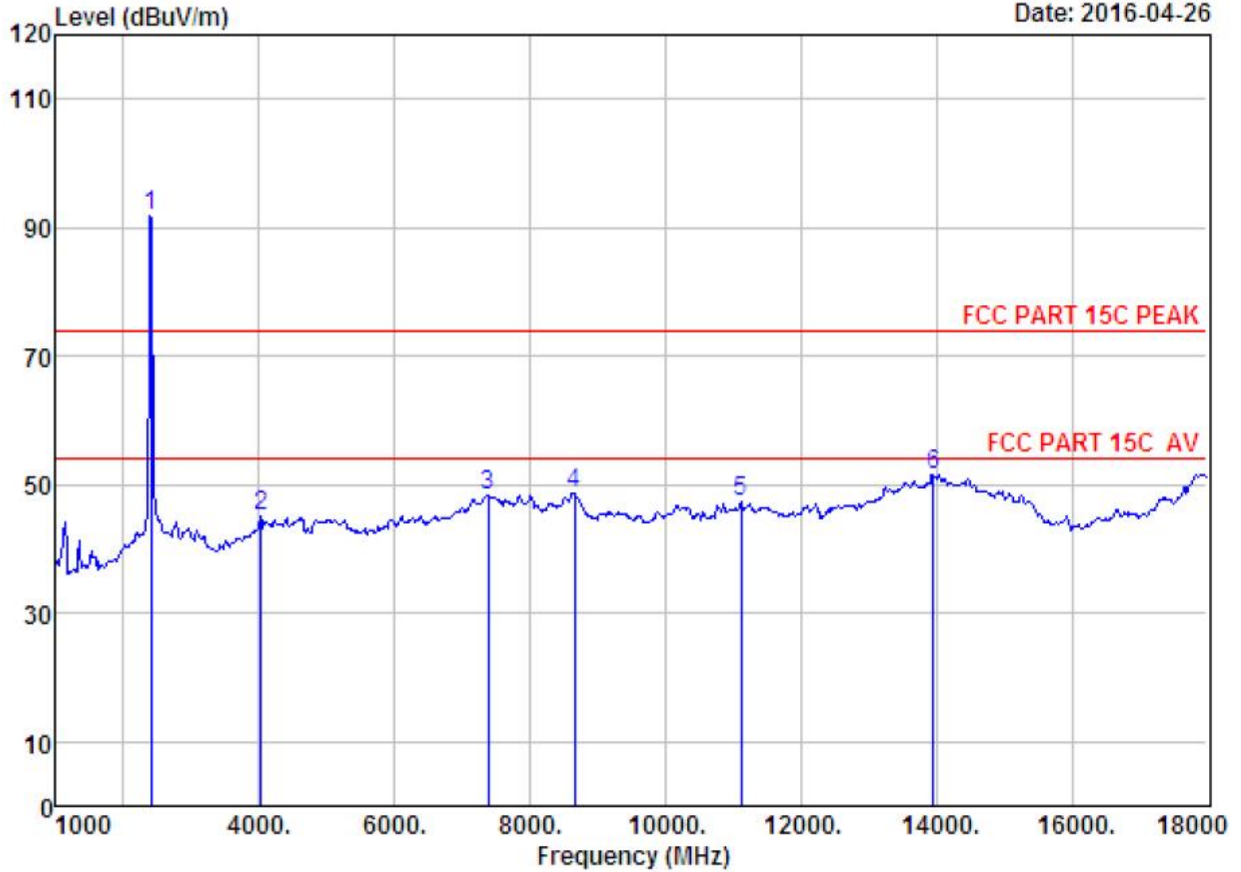


Site no. : 966 1# chamber Data no. : 842
 Dis. / Ant. : 3m 27137 Ant. pol. : VERTICAL
 Limit : FCC PART 15 B(3M)
 Env. / Ins. : Temp:23.6';Humi:56%;Press:101.52kPa
 Engineer : Tony
 EUT : Portable Bluetooth Speaker
 Power : DC 3.7V
 M/N : DS2
 Test Mode : 8-DPSK TX 2480MHz

	Freq. (MHz)	ANT Factor (dB/m)	Cable Loss (dB)	Reading (dBuV)	Emission Level (dBuV/m)	Limit (dBuV/m)	Margin (dB)	Remark
1	112.45	10.68	1.43	6.43	18.54	43.50	24.96	QP
2	126.03	11.34	1.52	3.75	16.61	43.50	26.89	QP
3	165.80	9.66	1.68	8.40	19.74	43.50	23.76	QP
4	329.73	13.85	2.43	3.39	19.67	46.00	26.33	QP
5	345.25	14.32	2.54	4.53	21.39	46.00	24.61	QP
6	352.04	14.47	2.53	2.36	19.36	46.00	26.64	QP

1000 MHz – 18000MHz

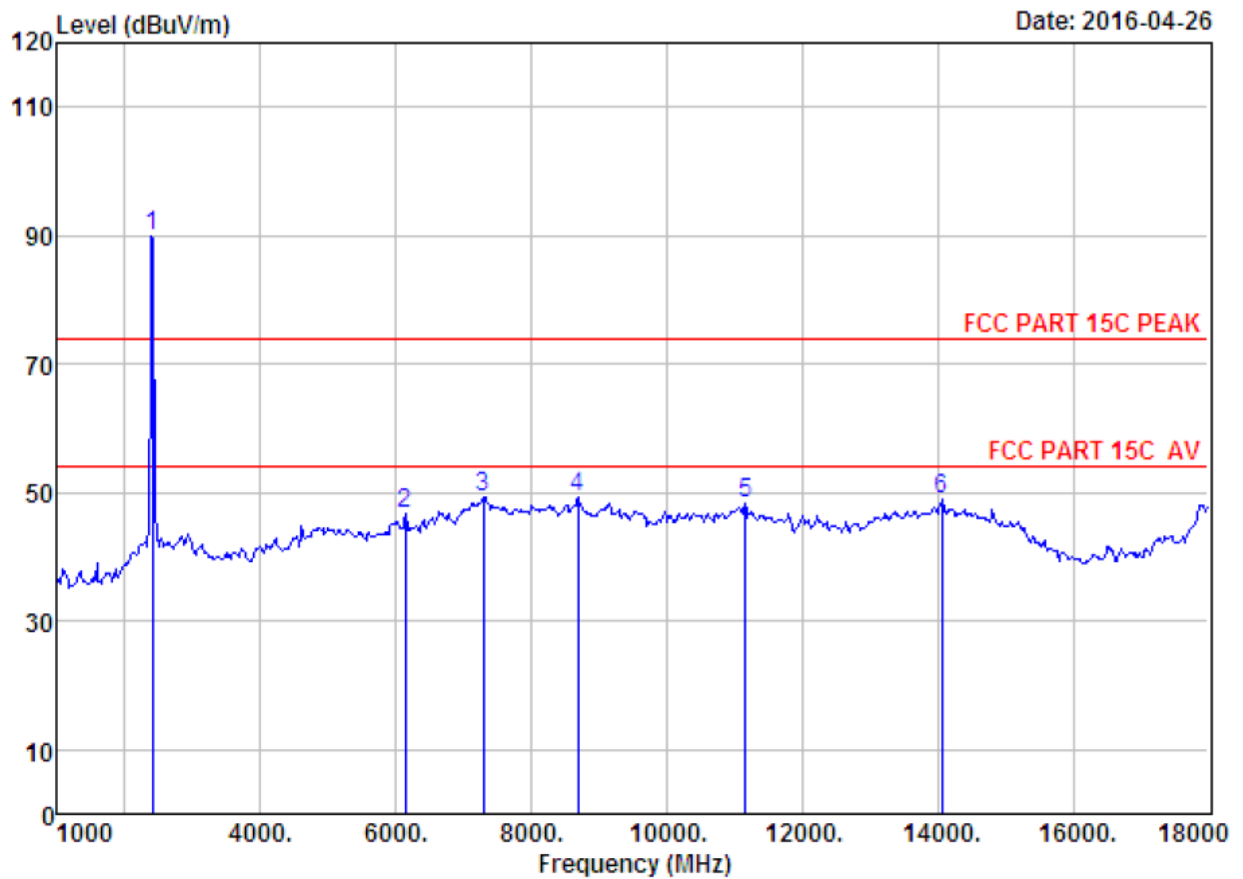
Date: 2016-04-26



Site no. : 1# 966 chamber Data no. : 665
 Dis. / Ant. : 3m ANT 1-18G Ant. pol. : VERTICAL
 Limit : FCC PART 15C PEAK
 Env. / Ins. : Temp:23.6';Humi:56%;Press:101.52kPa
 Engineer : Tony
 EUT : Portable Bluetooth Speaker
 Power : DC 3.7V
 M/N : DS2
 Test Mode : GFSK TX 2402MHz

	Freq. (MHz)	Ant. Factor (dB/m)	Cable Loss (dB)	Amp Factor (dB)	Reading (dBuV)	Emission Level (dBuV/m)	Limits (dBuV/m)	Margin (dB)	Remark
1	2402.00	27.61	6.62	34.64	92.30	91.89	74.00	-17.89	Peak
2	4026.00	29.71	10.86	36.28	40.83	45.12	74.00	28.88	Peak
3	7375.00	36.57	11.59	34.21	34.35	48.30	74.00	25.70	Peak
4	8650.00	37.27	11.45	33.68	33.49	48.53	74.00	25.47	Peak
5	11115.00	39.44	11.20	33.55	30.11	47.20	74.00	26.80	Peak
6	13954.00	41.35	10.96	32.99	32.18	51.50	74.00	22.50	Peak

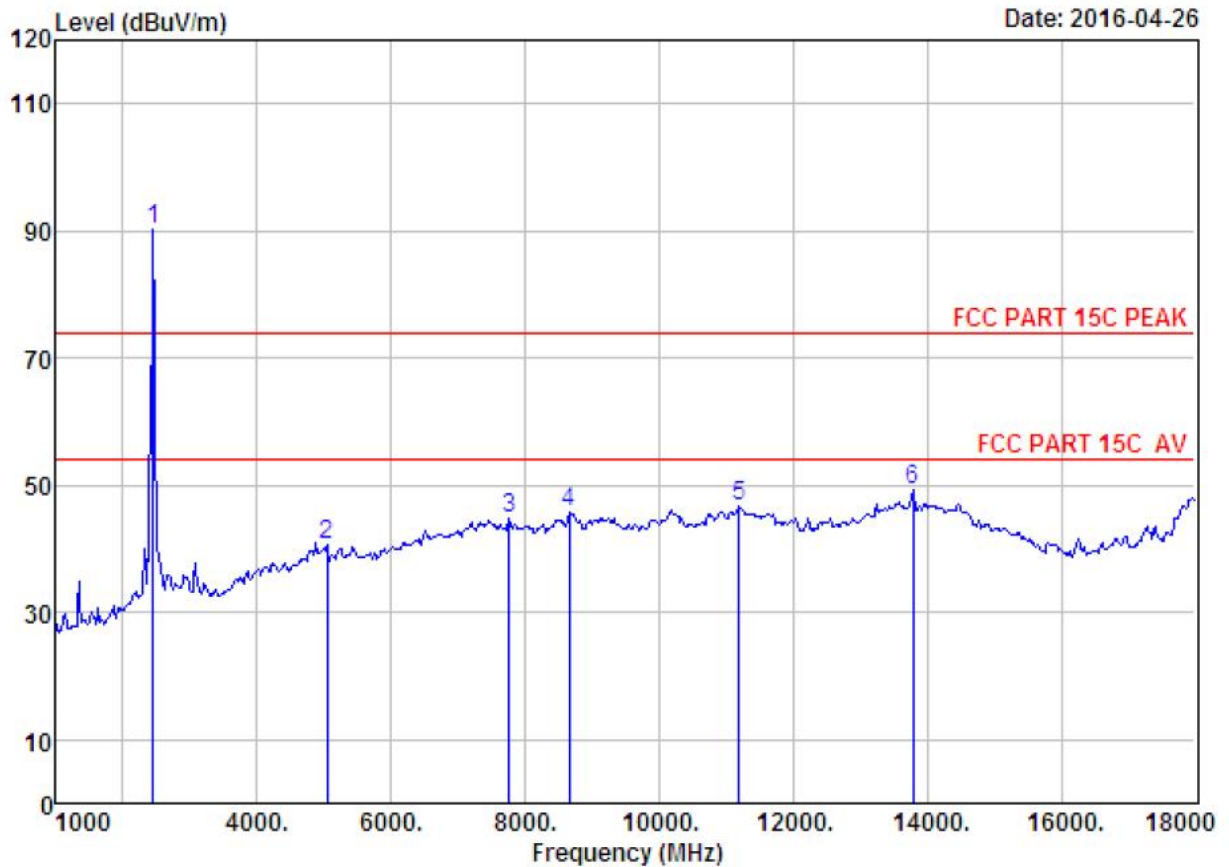
Remarks: 1. Emission Level= Antenna Factor + Cable Loss - Amp Factor + Reading.
 2. The emission levels that are 20dB below the official limit are not reported.



Site no. : 1# 966 chamber Data no. : 666
 Dis. / Ant. : 3m ANT 1-18G Ant. pol. : HORIZONTAL
 Limit : FCC PART 15C PEAK
 Env. / Ins. : Temp:23.6';Humi:56%;Press:101.52kPa
 Engineer : Tony
 EUT : Portable Bluetooth Speaker
 Power : DC 3.7V
 M/N : DS2
 Test Mode : GFSK TX 2402MHz

	Freq. (MHz)	Ant. Factor (dB/m)	Cable Loss (dB)	Amp Factor (dB)	Reading (dBUV)	Emission Level (dBUV/m)	Limits (dBUV/m)	Margin (dB)	Remark
1	2402.00	27.61	6.62	34.64	90.18	89.77	74.00	-15.77	Peak
2	6134.00	33.08	12.15	35.12	36.75	46.86	74.00	27.14	Peak
3	7290.00	36.54	11.56	34.09	35.20	49.21	74.00	24.79	Peak
4	8684.00	37.32	11.45	33.66	34.14	49.25	74.00	24.75	Peak
5	11166.00	39.41	11.17	33.31	31.09	48.36	74.00	25.64	Peak
6	14056.00	41.51	10.90	33.06	29.48	48.83	74.00	25.17	Peak

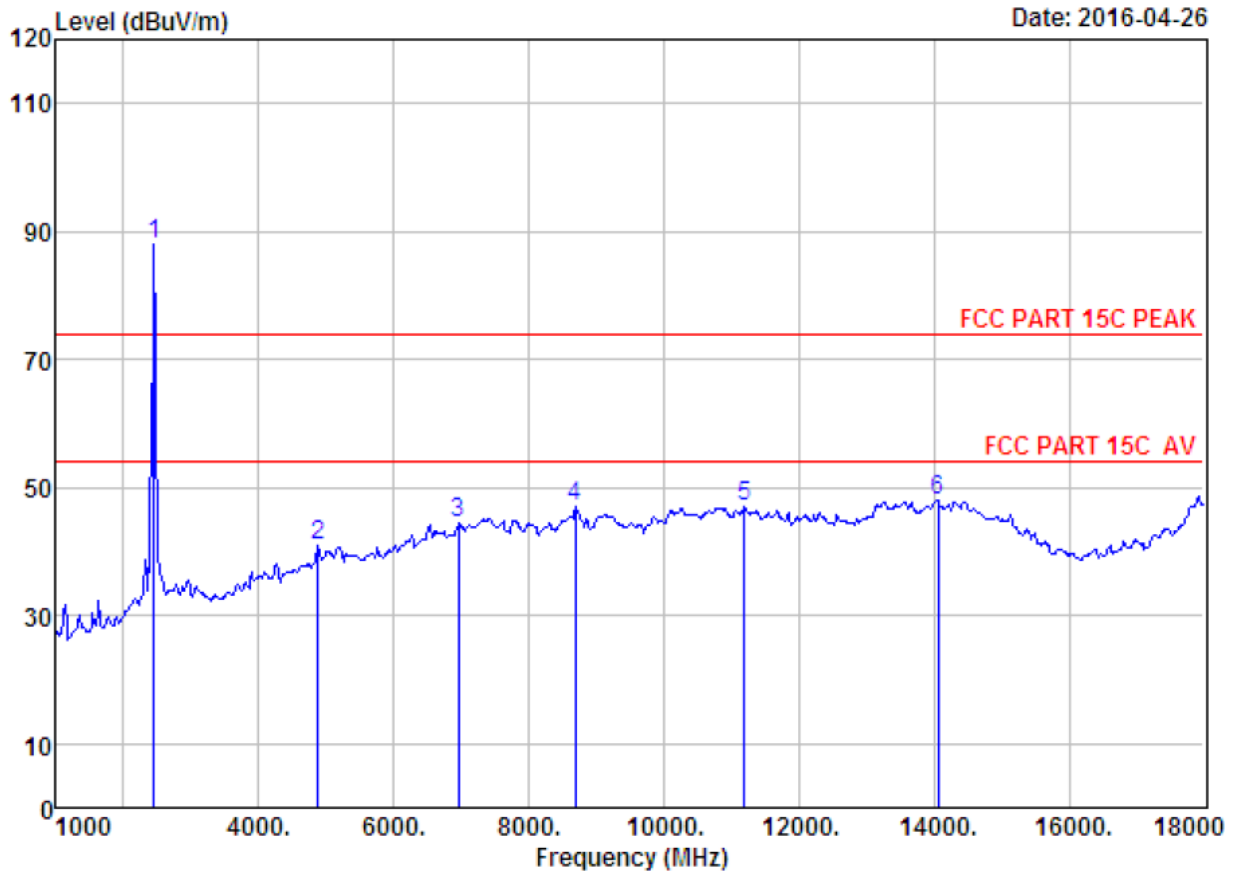
Remarks: 1. Emission Level= Antenna Factor + Cable Loss - Amp Factor + Reading.
 2. The emission levels that are 20dB below the official limit are not reported.



Site no. : 1# 966 chamber Data no. : 667
 Dis. / Ant. : 3m ANT 1-18G Ant. pol. : VERTICAL
 Limit : FCC PART 15C PEAK
 Env. / Ins. : Temp:23.6';Humi:56%;Press:101.52kPa
 Engineer : Tony
 EUT : Portable Bluetooth Speaker
 Power : DC 3.7V
 M/N : DS2
 Test Mode : GFSK TX 2441MHz

	Freq. (MHz)	Ant. Factor (dB/m)	Cable Loss (dB)	Amp Factor (dB)	Reading (dBuV)	Emission Level (dBuV/m)	Limits (dBuV/m)	Margin (dB)	Remark
1	2441.00	27.60	6.67	34.85	90.77	90.19	74.00	-16.19	Peak
2	5046.00	31.57	12.53	36.15	32.80	40.75	74.00	33.25	Peak
3	7766.00	36.57	11.50	34.70	31.29	44.66	74.00	29.34	Peak
4	8650.00	37.27	11.45	33.68	30.85	45.89	74.00	28.11	Peak
5	11200.00	39.39	11.14	33.24	29.36	46.65	74.00	27.35	Peak
6	13784.00	40.88	11.16	33.05	30.15	49.14	74.00	24.86	Peak

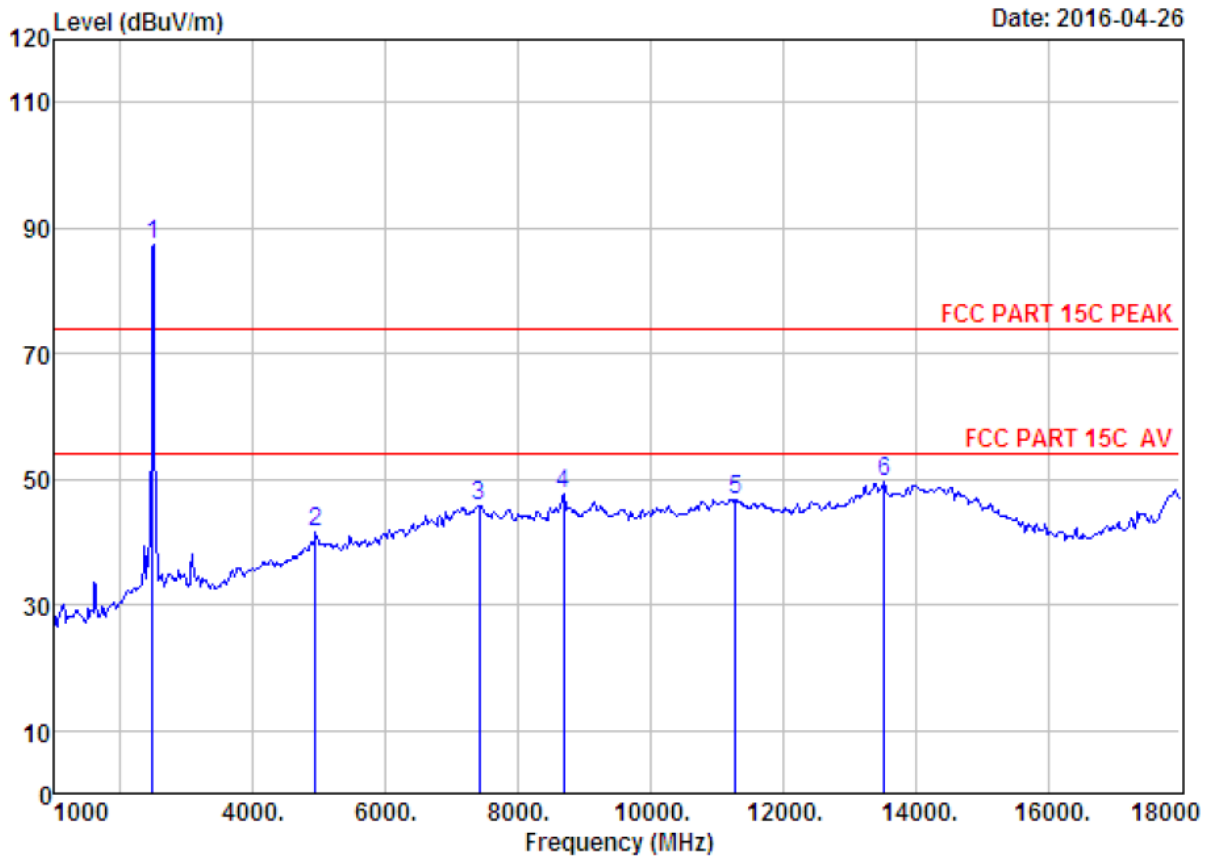
Remarks: 1. Emission Level= Antenna Factor + Cable Loss - Amp Factor + Reading.
 2. The emission levels that are 20dB below the official limit are not reported.



Site no. : 1# 966 chamber Data no. : 668
 Dis. / Ant. : 3m ANT 1-18G Ant. pol. : HORIZONTAL
 Limit : FCC PART 15C PEAK
 Env. / Ins. : Temp:23.6';Humi:56%;Press:101.52kPa
 Engineer : Tony
 EUT : Portable Bluetooth Speaker
 Power : DC 3.7V
 M/N : DS2
 Test Mode : GFSK TX 2441MHz

	Freq. (MHz)	Ant. Factor (dB/m)	Cable Loss (dB)	Amp Factor (dB)	Reading (dBUV)	Emission Level (dBUV/m)	Limits (dBUV/m)	Margin (dB)	Remark
1	2441.00	27.60	6.67	34.85	88.63	88.05	74.00	-14.05	Peak
2	4876.00	31.37	12.07	35.76	33.19	40.87	74.00	33.13	Peak
3	6950.00	35.29	11.56	34.34	31.83	44.34	74.00	29.66	Peak
4	8684.00	37.32	11.45	33.66	32.07	47.18	74.00	26.82	Peak
5	11200.00	39.39	11.14	33.24	29.78	47.07	74.00	26.93	Peak
6	14056.00	41.51	10.90	33.06	28.53	47.88	74.00	26.12	Peak

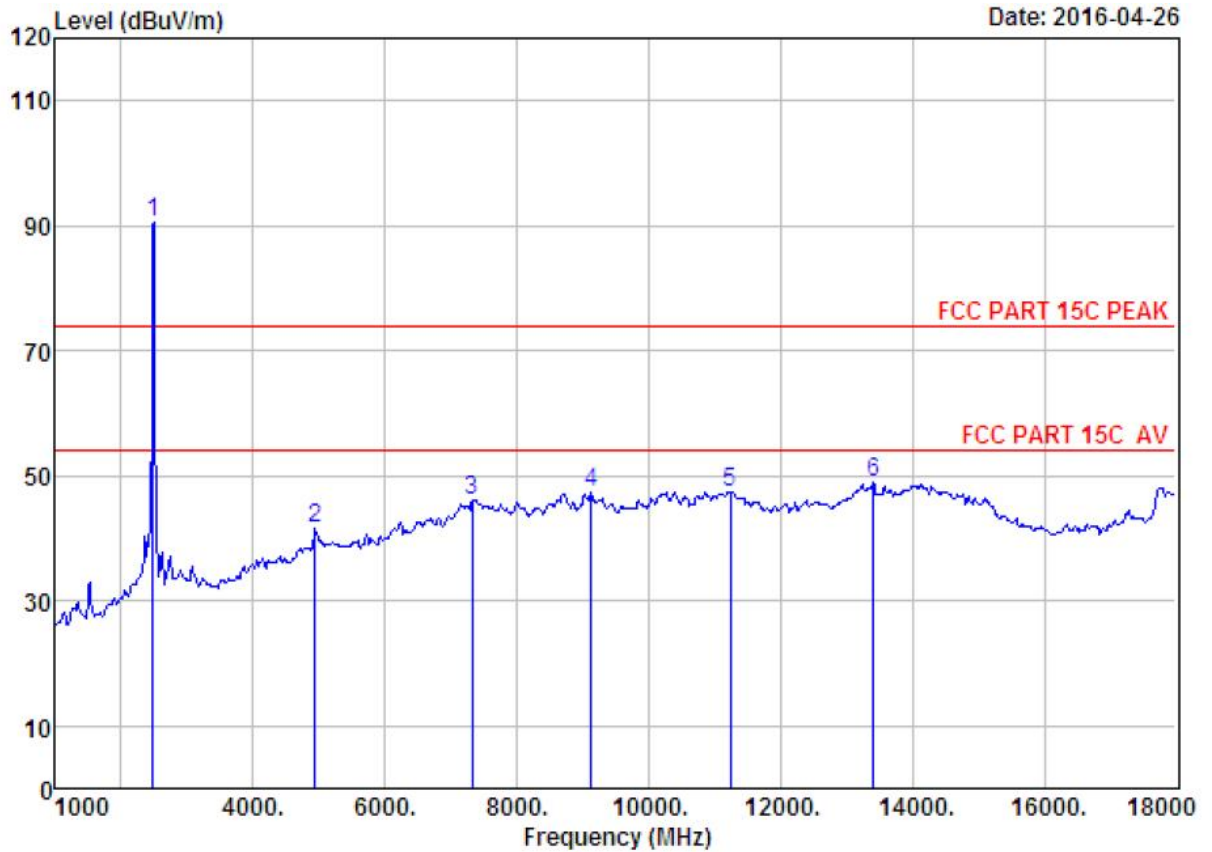
Remarks: 1. Emission Level= Antenna Factor + Cable Loss - Amp Factor + Reading.
 2. The emission levels that are 20dB below the official limit are not reported.



Site no. : 1# 966 chamber Data no. : 669
 Dis. / Ant. : 3m ANT 1-18G Ant. pol. : HORIZONTAL
 Limit : FCC PART 15C PEAK
 Env. / Ins. : Temp:23.6';Humi:56%;Press:101.52kPa
 Engineer : Tony
 EUT : Portable Bluetooth Speaker
 Power : DC 3.7V
 M/N : DS2
 Test Mode : GFSK TX 2480MHz

	Freq. (MHz)	Ant. Factor (dB/m)	Cable Loss (dB)	Amp Factor (dB)	Reading (dBUV)	Emission Level (dBUV/m)	Limits (dBUV/m)	Margin (dB)	Remark
1	2480.00	27.58	6.71	35.11	88.30	87.48	74.00	-13.48	Peak
2	4944.00	31.47	12.37	35.96	33.65	41.53	74.00	32.47	Peak
3	7409.00	36.58	11.60	34.23	31.87	45.82	74.00	28.18	Peak
4	8684.00	37.32	11.45	33.66	32.67	47.78	74.00	26.22	Peak
5	11285.00	39.33	11.08	33.32	29.66	46.75	74.00	27.25	Peak
6	13529.00	40.16	11.46	32.62	30.62	49.62	74.00	24.38	Peak

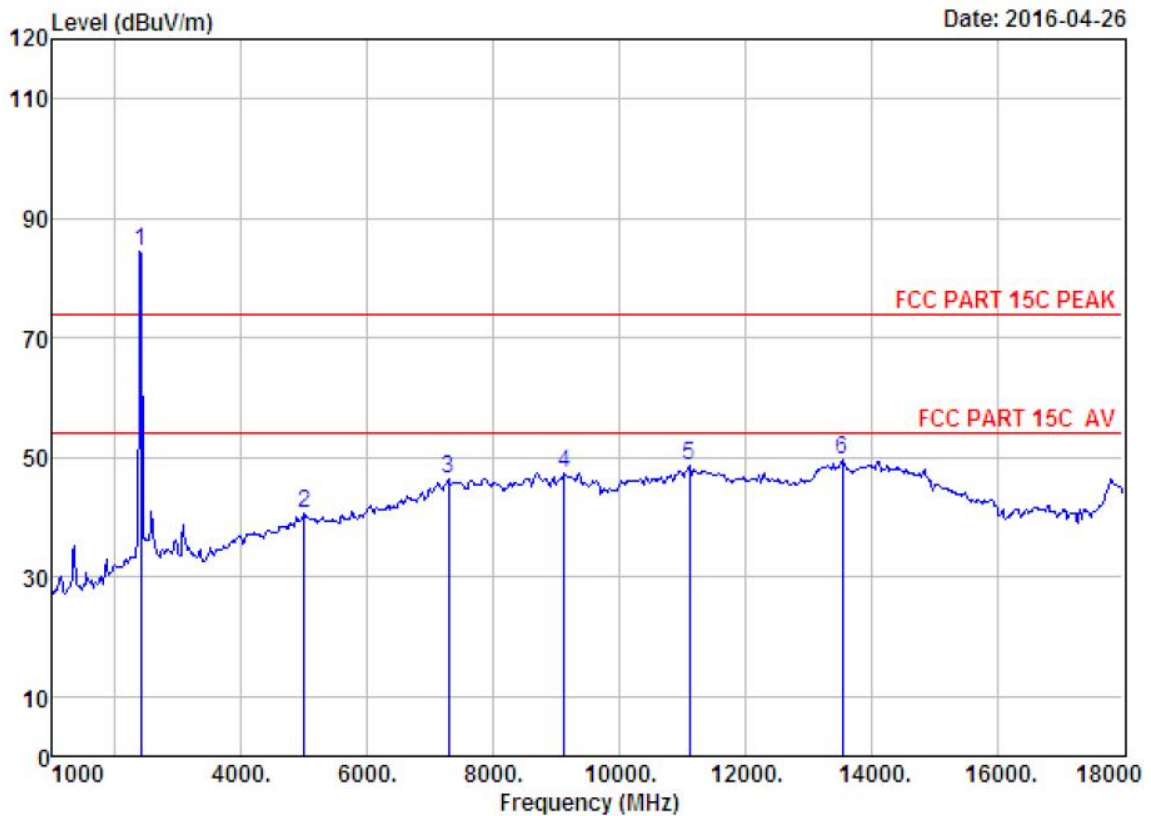
Remarks: 1. Emission Level= Antenna Factor + Cable Loss - Amp Factor + Reading.
 2. The emission levels that are 20dB below the official limit are not reported.



Site no. : 1# 966 chamber Data no. : 670
 Dis. / Ant. : 3m ANT 1-18G Ant. pol. : VERTICAL
 Limit : FCC PART 15C PEAK
 Env. / Ins. : Temp:23.6';Humi:56%;Press:101.52kPa
 Engineer : Tony
 EUT : Portable Bluetooth Speaker
 Power : DC 3.7V
 M/N : DS2
 Test Mode : GFSK TX 2480MHz

	Freq. (MHz)	Ant. Factor (dB/m)	Cable Loss (dB)	Amp Factor (dB)	Reading (dBuV)	Emission Level (dBuV/m)	Limits (dBuV/m)	Margin (dB)	Remark
1	2480.00	27.58	6.71	35.11	91.39	90.57	74.00	-16.57	Peak
2	4944.00	31.47	12.37	35.96	33.82	41.70	74.00	32.30	Peak
3	7324.00	36.55	11.57	34.14	32.12	46.10	74.00	27.90	Peak
4	9126.00	37.62	11.52	34.09	32.19	47.24	74.00	26.76	Peak
5	11234.00	39.37	11.12	33.25	30.27	47.51	74.00	26.49	Peak
6	13410.00	39.87	11.49	32.86	30.43	48.93	74.00	25.07	Peak

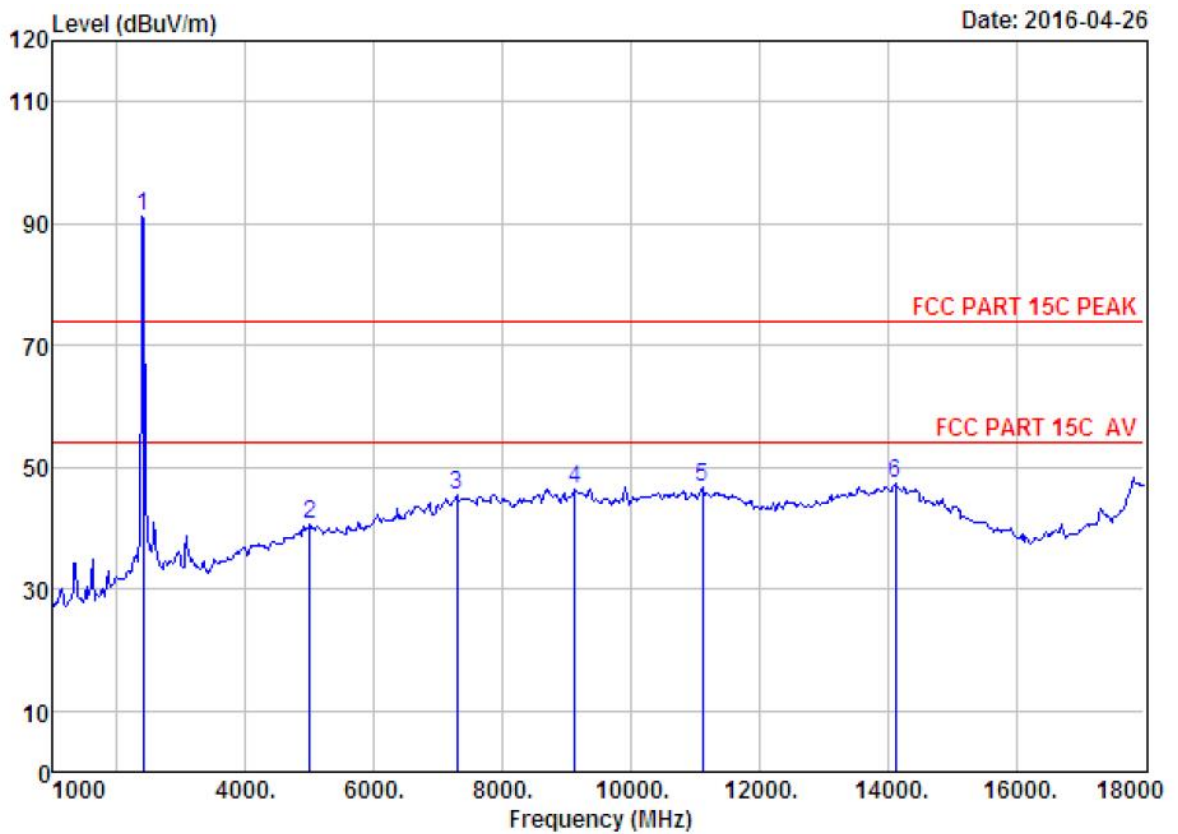
Remarks: 1. Emission Level= Antenna Factor + Cable Loss - Amp Factor + Reading.
 2. The emission levels that are 20dB below the official limit are not reported.



Site no. : 1# 966 chamber Data no. : 671
 Dis. / Ant. : 3m ANI 1-18G Ant. pol. : HORIZONTAL
 Limit : FCC PART 15C PEAK
 Env. / Ins. : Temp:23.6';Humi:56%;Press:101.52kPa
 Engineer : Tony
 EUT : Portable Bluetooth Speaker
 Power : DC 3.7V
 M/N : DS2
 Test Mode : ($\pi/4$)DQPSK TX 2402MHz

	Freq. (MHz)	Ant. Factor (dB/m)	Cable Loss (dB)	Amp Factor (dB)	Reading (dBuV)	Emission Level (dBuV/m)	Limits (dBuV/m)	Margin (dB)	Remark
1	2402.00	27.61	6.62	34.64	84.93	84.52	74.00	-10.52	Peak
2	4995.00	31.54	12.59	36.11	32.67	40.69	74.00	33.31	Peak
3	7290.00	36.54	11.56	34.09	32.33	46.34	74.00	27.66	Peak
4	9126.00	37.62	11.52	34.09	32.39	47.44	74.00	26.56	Peak
5	11115.00	39.44	11.20	33.55	31.62	48.71	74.00	25.29	Peak
6	13546.00	40.21	11.44	32.61	30.56	49.60	74.00	24.40	Peak

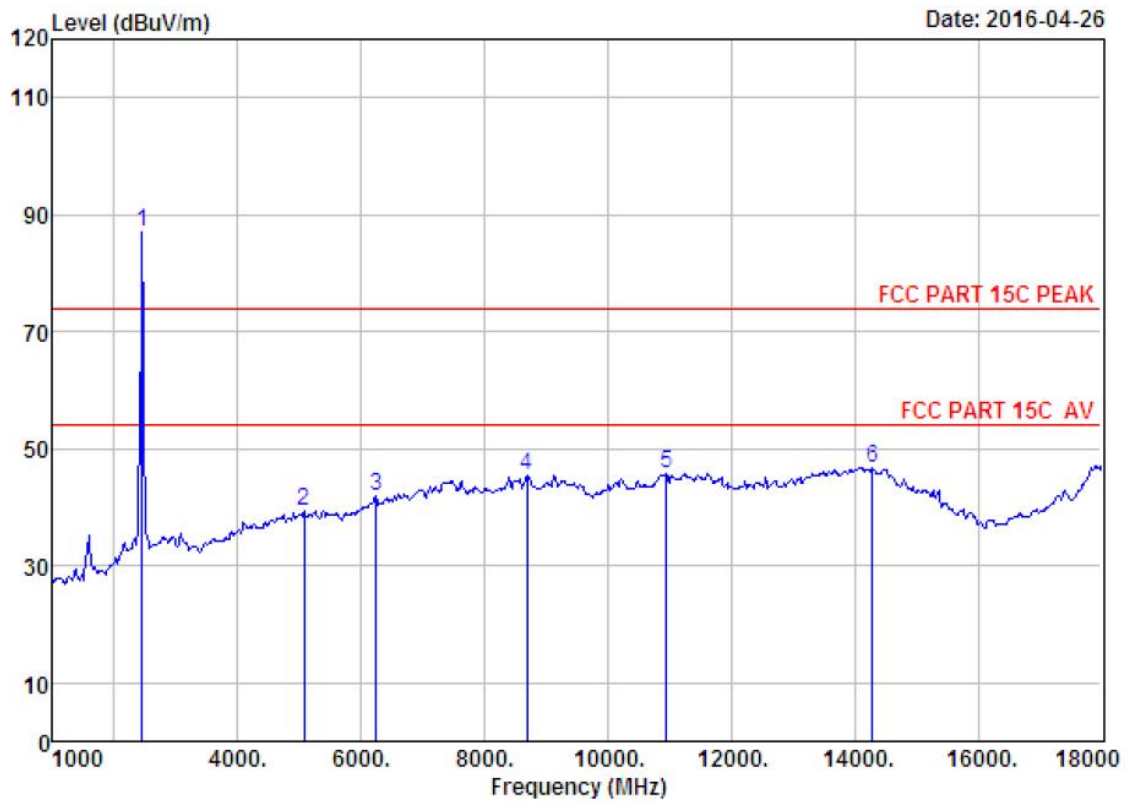
Remarks: 1. Emission Level= Antenna Factor + Cable Loss - Amp Factor + Reading.
 2. The emission levels that are 20dB below the official limit are not reported.



Site no. : 1# 966 chamber Data no. : 672
 Dis. / Ant. : 3m ANT 1-18G Ant. pol. : VERTICAL
 Limit : FCC PART 15C PEAK
 Env. / Ins. : Temp:23.6';Humi:56%;Press:101.52kPa
 Engineer : Tony
 EUT : Portable Bluetooth Speaker
 Power : DC 3.7V
 M/N : DS2
 Test Mode : (π/4)DQPSK TX 2402MHz

	Freq. (MHz)	Ant. Factor (dB/m)	Cable Loss (dB)	Amp Factor (dB)	Reading (dBUV)	Emission Level (dBUV/m)	Limits (dBUV/m)	Margin (dB)	Remark
1	2402.00	27.61	6.62	34.64	91.65	91.24	74.00	-17.24	Peak
2	4995.00	31.54	12.59	36.11	32.67	40.69	74.00	33.31	Peak
3	7290.00	36.54	11.56	34.09	31.33	45.34	74.00	28.66	Peak
4	9126.00	37.62	11.52	34.09	31.39	46.44	74.00	27.56	Peak
5	11115.00	39.44	11.20	33.55	29.62	46.71	74.00	27.29	Peak
6	14124.00	41.57	10.91	33.22	28.01	47.27	74.00	26.73	Peak

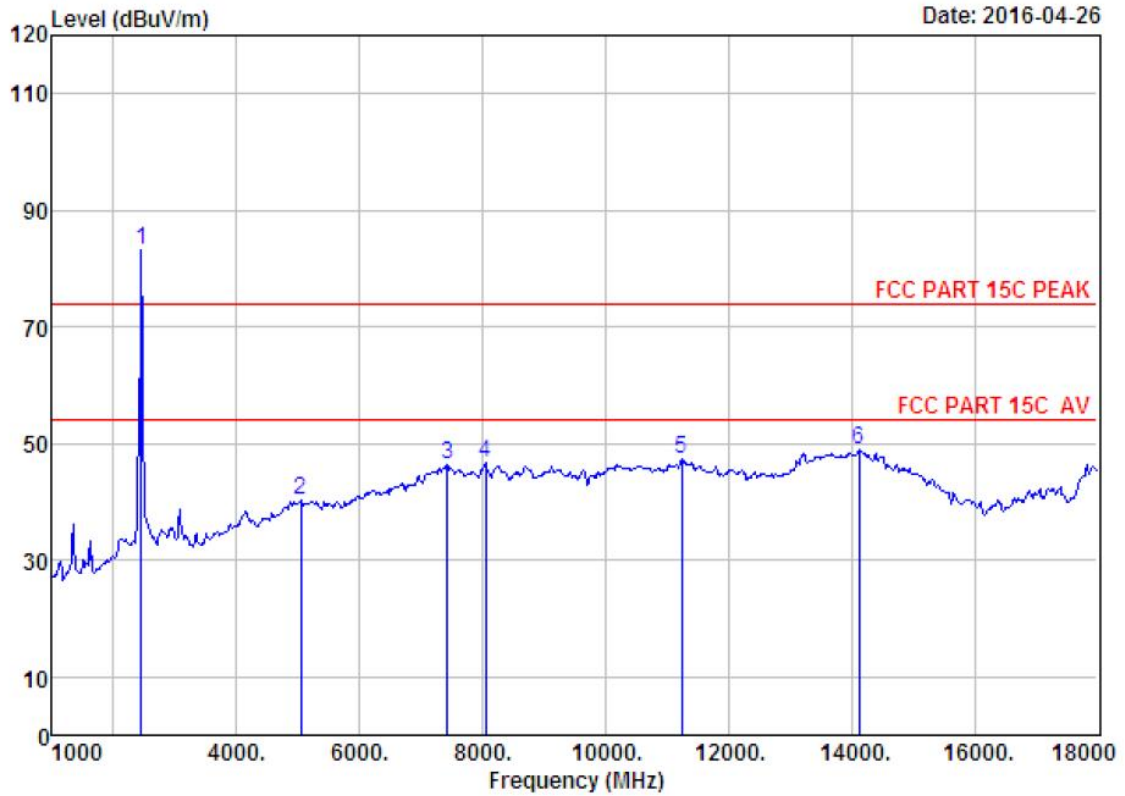
Remarks: 1. Emission Level= Antenna Factor + Cable Loss - Amp Factor + Reading.
 2. The emission levels that are 20dB below the official limit are not reported.



Site no. : 1# 966 chamber Data no. : 673
 Dis. / Ant. : 3m ANT 1-18G Ant. pol. : HORIZONTAL
 Limit : FCC PART 15C PEAK
 Env. / Ins. : Temp:23.6';Humi:56%;Press:101.52kPa
 Engineer : Tony
 EUT : Portable Bluetooth Speaker
 Power : DC 3.7V
 M/N : DS2
 Test Mode : (π/4)DQPSK TX 2441MHz

	Freq. (MHz)	Ant. Factor (dB/m)	Cable Loss (dB)	Amp Factor (dB)	Reading (dBuV)	Emission Level (dBuV/m)	Limits (dBuV/m)	Margin (dB)	Remark
1	2441.00	27.60	6.67	34.85	87.52	86.94	74.00	-12.94	Peak
2	5080.00	31.59	12.49	36.13	31.49	39.44	74.00	34.56	Peak
3	6236.00	33.36	12.17	35.18	31.68	42.03	74.00	31.97	Peak
4	8684.00	37.32	11.45	33.66	30.39	45.50	74.00	28.50	Peak
5	10945.00	39.46	11.29	34.13	29.28	45.90	74.00	28.10	Peak
6	14294.00	41.71	10.92	33.42	27.64	46.85	74.00	27.15	Peak

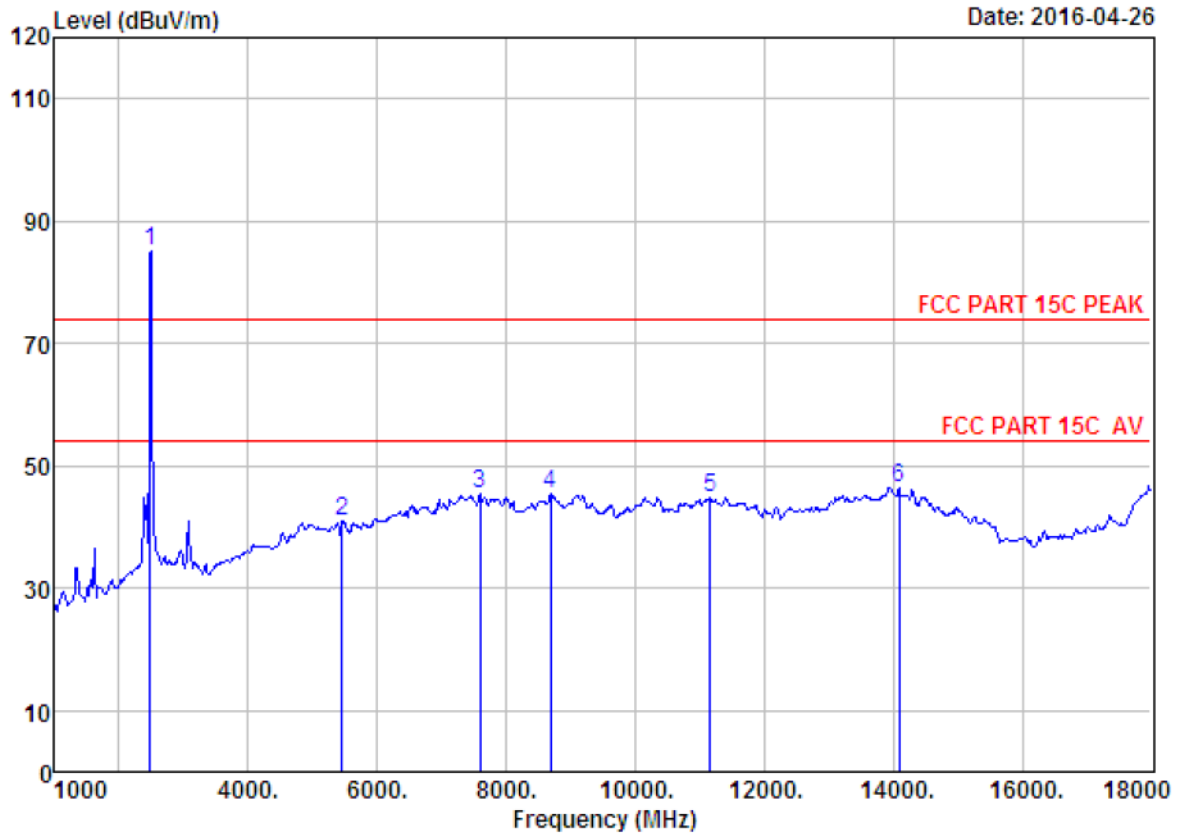
Remarks: 1. Emission Level= Antenna Factor + Cable Loss - Amp Factor + Reading.
 2. The emission levels that are 20dB below the official limit are not reported.



Site no. : 1# 966 chamber Data no. : 674
 Dis. / Ant. : 3m ANT 1-18G Ant. pol. : VERTICAL
 Limit : FCC PART 15C PEAK
 Env. / Ins. : Temp:23.6';Humi:56%;Press:101.52kPa
 Engineer : Tony
 EUT : Portable Bluetooth Speaker
 Power : DC 3.7V
 M/N : DS2
 Test Mode : (π/4)DQPSK TX 2441MHz

	Freq. (MHz)	Ant. Factor (dB/m)	Cable Loss (dB)	Amp Factor (dB)	Reading (dBuV)	Emission Level (dBuV/m)	Limits (dBuV/m)	Margin (dB)	Remark
1	2441.00	27.60	6.67	34.85	83.85	83.27	74.00	-9.27	Peak
2	5046.00	31.57	12.53	36.15	32.37	40.32	74.00	33.68	Peak
3	7426.00	36.56	11.60	34.22	32.52	46.46	74.00	27.54	Peak
4	8055.00	36.91	11.41	34.91	33.42	46.83	74.00	27.17	Peak
5	11234.00	39.37	11.12	33.25	30.16	47.40	74.00	26.60	Peak
6	14124.00	41.57	10.91	33.22	29.65	48.91	74.00	25.09	Peak

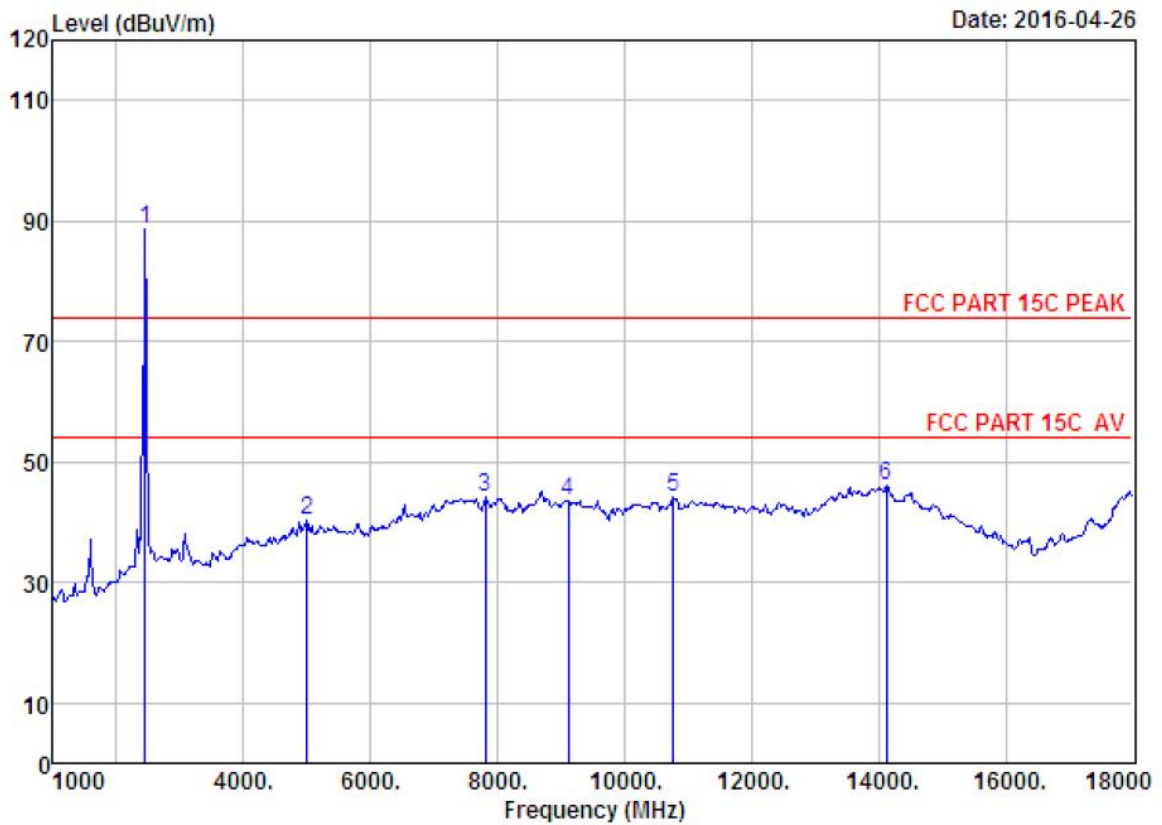
Remarks: 1. Emission Level= Antenna Factor + Cable Loss - Amp Factor + Reading.
 2. The emission levels that are 20dB below the official limit are not reported.



Site no. : 1# 966 chamber Data no. : 675
 Dis. / Ant. : 3m ANT 1-18G Ant. pol. : VERTICAL
 Limit : FCC PART 15C PEAK
 Env. / Ins. : Temp:23.6';Humi:56%;Press:101.52kPa
 Engineer : Tony
 EUT : Portable Bluetooth Speaker
 Power : DC 3.7V
 M/N : DS2
 Test Mode : (π/4)DQPSK TX 2480MHz

	Freq. (MHz)	Ant. Factor (dB/m)	Cable Loss (dB)	Amp Factor (dB)	Reading (dBuV)	Emission Level (dBuV/m)	Limits (dBuV/m)	Margin (dB)	Remark
1	2480.00	27.58	6.71	35.11	85.99	85.17	74.00	-11.17	Peak
2	5454.00	31.83	12.05	35.90	32.93	40.91	74.00	33.09	Peak
3	7596.00	36.37	11.58	34.14	31.52	45.33	74.00	28.67	Peak
4	8684.00	37.32	11.45	33.66	30.23	45.34	74.00	28.66	Peak
5	11166.00	39.41	11.17	33.31	27.56	44.83	74.00	29.17	Peak
6	14090.00	41.54	10.91	33.13	27.22	46.54	74.00	27.46	Peak

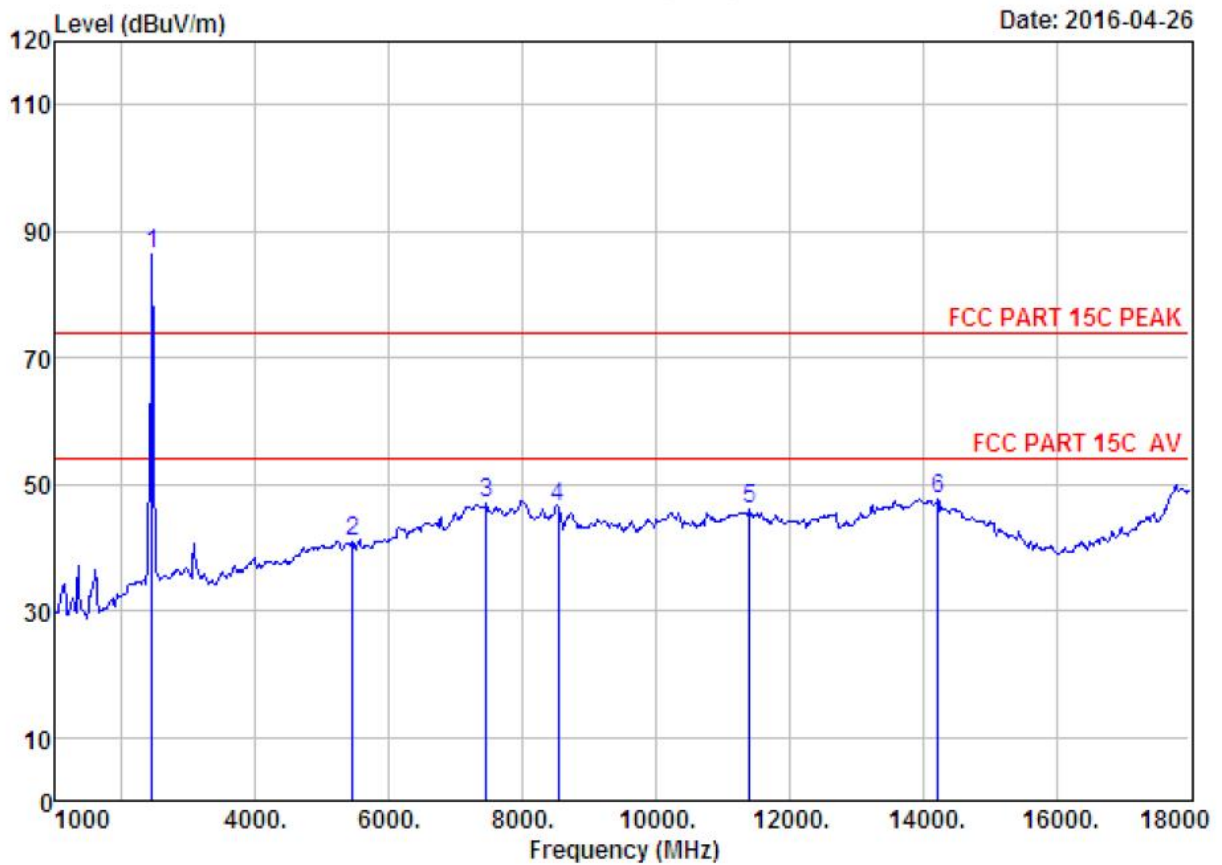
Remarks: 1. Emission Level= Antenna Factor + Cable Loss - Amp Factor + Reading.
 2. The emission levels that are 20dB below the official limit are not reported.



Site no. : 1# 966 chamber Data no. : 679
 Dis. / Ant. : 3m ANT 1-18G Ant. pol. : VERTICAL
 Limit : FCC PART 15C PEAK
 Env. / Ins. : Temp:23.6';Humi:56%;Press:101.52kPa
 Engineer : Tony
 EUT : Portable Bluetooth Speaker
 Power : DC 3.7V
 M/N : DS2
 Test Mode : 8-DPSK TX 2441MHz

	Freq. (MHz)	Ant. Factor (dB/m)	Cable Loss (dB)	Amp Factor (dB)	Reading (dBUV)	Emission Level (dBUV/m)	Limits (dBUV/m)	Margin (dB)	Remark
1	2441.00	27.60	6.67	34.85	89.32	88.74	74.00	-14.74	Peak
2	4995.00	31.54	12.59	36.11	32.38	40.40	74.00	33.60	Peak
3	7800.00	36.61	11.49	34.87	30.98	44.21	74.00	29.79	Peak
4	9109.00	37.59	11.51	34.10	28.67	43.67	74.00	30.33	Peak
5	10775.00	39.28	11.30	34.02	27.63	44.19	74.00	29.81	Peak
6	14124.00	41.57	10.91	33.22	26.77	46.03	74.00	27.97	Peak

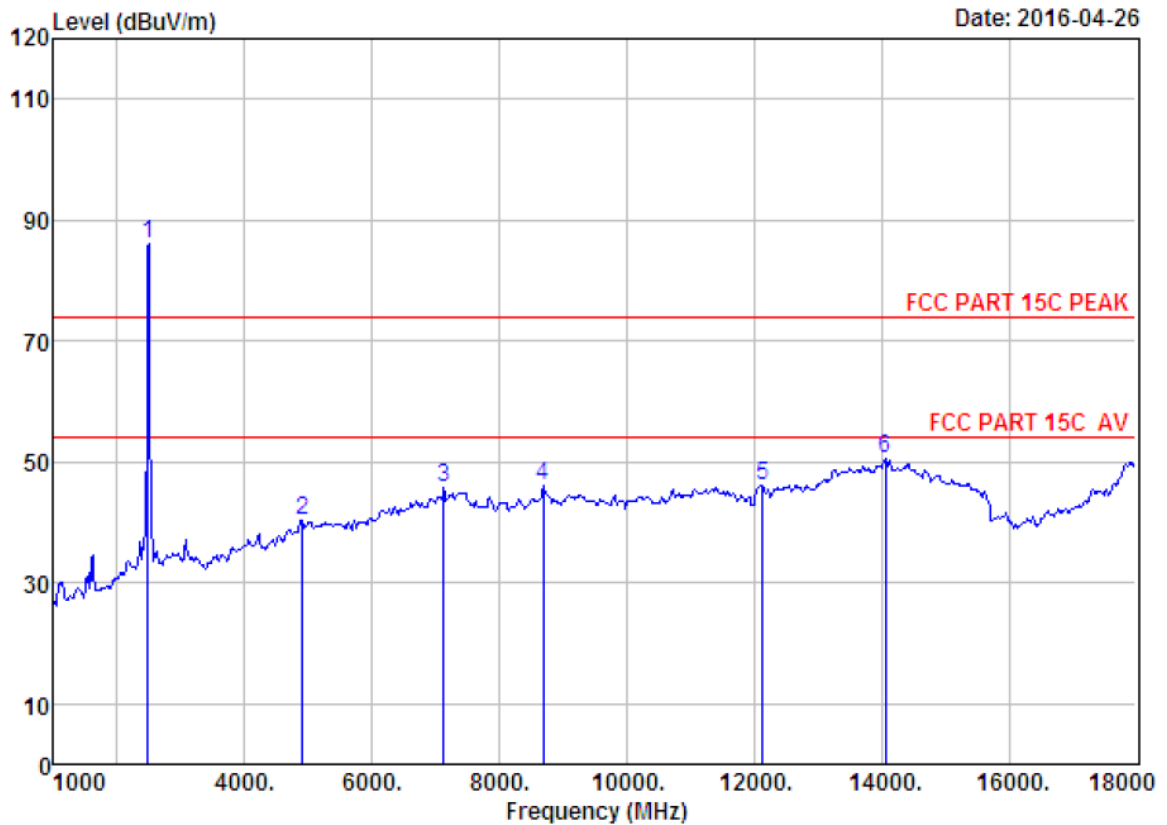
Remarks: 1. Emission Level= Antenna Factor + Cable Loss - Amp Factor + Reading.
 2. The emission levels that are 20dB below the official limit are not reported.



Site no. : 1# 966 chamber Data no. : 680
 Dis. / Ant. : 3m ANT 1-18G Ant. pol. : HORIZONTAL
 Limit : FCC PART 15C PEAK
 Env. / Ins. : Temp:23.6';Humi:56%;Press:101.52kPa
 Engineer : Tony
 EUI : Portable Bluetooth Speaker
 Power : DC 3.7V
 M/N : DS2
 Test Mode : 8-DPSK TX 2441MHz

	Freq. (MHz)	Ant. Factor (dB/m)	Cable Loss (dB)	Amp Factor (dB)	Reading (dBUV)	Emission Level (dBUV/m)	Limits (dBUV/m)	Margin (dB)	Remark
1	2441.00	27.60	6.67	34.85	86.96	86.38	74.00	-12.38	Peak
2	5454.00	31.83	12.05	35.90	32.99	40.97	74.00	33.03	Peak
3	7460.00	36.52	11.61	34.21	33.21	47.13	74.00	26.87	Peak
4	8531.00	37.00	11.45	34.02	31.92	46.35	74.00	27.65	Peak
5	11404.00	39.25	10.99	33.57	29.33	46.00	74.00	28.00	Peak
6	14226.00	41.66	10.91	33.41	28.60	47.76	74.00	26.24	Peak

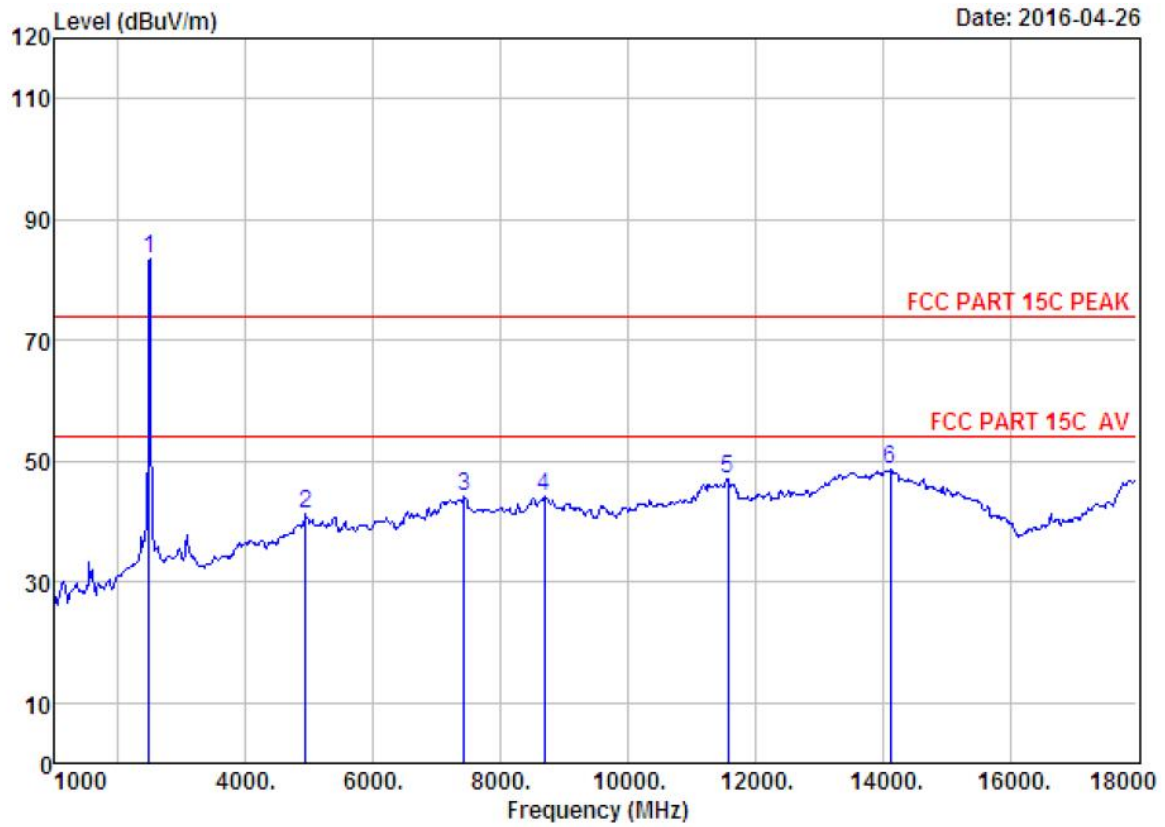
Remarks: 1. Emission Level= Antenna Factor + Cable Loss - Amp Factor + Reading.
 2. The emission levels that are 20dB below the official limit are not reported.



Site no. : 1# 966 chamber Data no. : 681
 Dis. / Ant. : 3m ANT 1-18G Ant. pol. : HORIZONTAL
 Limit : FCC PART 15C PEAK
 Env. / Ins. : Temp:23.6';Humi:56%;Press:101.52kPa
 Engineer : Tony
 EUT : Portable Bluetooth Speaker
 Power : DC 3.7V
 M/N : DS2
 Test Mode : 8-DPSK TX 2480MHz

	Freq. (MHz)	Ant. Factor (dB/m)	Cable Loss (dB)	Amp Factor (dB)	Reading (dBuV)	Emission Level (dBuV/m)	Limits (dBuV/m)	Margin (dB)	Remark
1	2480.00	27.58	6.71	35.11	86.75	85.93	74.00	-11.93	Peak
2	4910.00	31.42	12.22	35.87	32.63	40.40	74.00	33.60	Peak
3	7120.00	36.08	11.51	33.86	32.07	45.80	74.00	28.20	Peak
4	8684.00	37.32	11.45	33.66	30.93	46.04	74.00	27.96	Peak
5	12135.00	38.66	11.28	33.57	29.71	46.08	74.00	27.92	Peak
6	14056.00	41.51	10.90	33.06	31.15	50.50	74.00	23.50	Peak

Remarks: 1. Emission Level= Antenna Factor + Cable Loss - Amp Factor + Reading.
 2. The emission levels that are 20dB below the official limit are not reported.



Site no. : 1# 966 chamber Data no. : 682
 Dis. / Ant. : 3m ANT 1-18G Ant. pol. : VERTICAL
 Limit : FCC PART 15C PEAK
 Env. / Ins. : Temp:23.6';Humi:56%;Press:101.52kPa
 Engineer : Tony
 EUT : Portable Bluetooth Speaker
 Power : DC 3.7V
 M/N : DS2
 Test Mode : 8-DPSK TX 2480MHz

	Freq. (MHz)	Ant. Factor (dB/m)	Cable Loss (dB)	Amp Factor (dB)	Reading (dBuV)	Emission Level (dBuV/m)	Limits (dBuV/m)	Margin (dB)	Remark
1	2480.00	27.58	6.71	35.11	84.49	83.67	74.00	-9.67	Peak
2	4944.00	31.47	12.37	35.96	33.32	41.20	74.00	32.80	Peak
3	7426.00	36.56	11.60	34.22	30.07	44.01	74.00	29.99	Peak
4	8684.00	37.32	11.45	33.66	29.10	44.21	74.00	29.79	Peak
5	11574.00	39.12	10.99	33.27	30.13	46.97	74.00	27.03	Peak
6	14124.00	41.57	10.91	33.22	29.43	48.69	74.00	25.31	Peak

Remarks: 1. Emission Level= Antenna Factor + Cable Loss - Amp Factor + Reading.
 2. The emission levels that are 20dB below the official limit are not reported.