

**User's manual****Wireless Free Wheel Mouse**

Utilizing Globlink patented technology deliver better precision RF optical mouse. It offers 360-degree scrolling capability on Website and documents. Convenient for office and home use.

**Specifications**

- 2.4GHz ISM band radio frequency
- Patented optical trackball
- Mouse left and right keys
- 4-Directions easier read
- Multi-Media function keys
- Scroll, Web and E-mail buttons
- Rechargeable
- Smart receiver storage
- Windows ME/2000/XP/Vista compatible
- Mac OS X 10.2 and above
- Resolution 1000dpi
- Maximum precision and control
- Comfortable and simple to use
- Dimension: 120(L) x 63.5(W) x 38.5(H) mm

**Package Contents**

- Optical mouse
- USB receiver
- USB extension cable
- 2 AAA Rechargeable batteries
- Driver
- User's manual

#### Installation method

1. Battery Installation: open the battery cover (Fig. 1). Please assure to install the batteries correctly in place and replace the cover of battery.

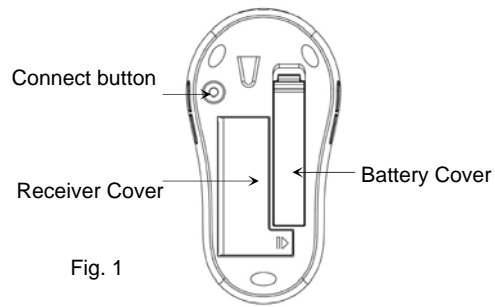
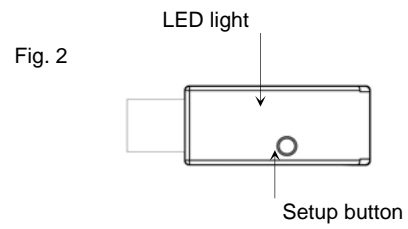
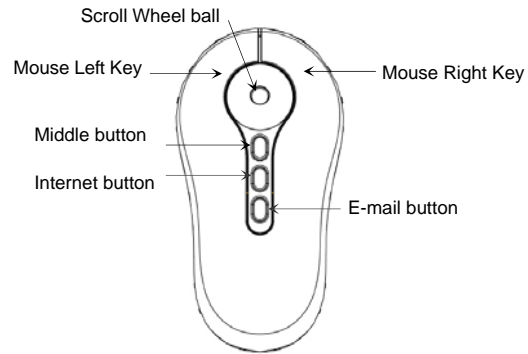


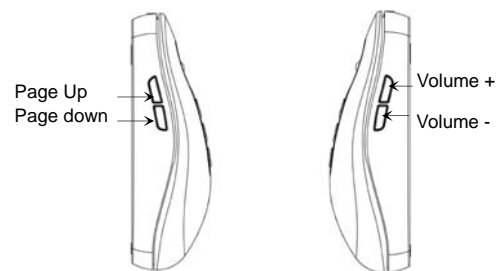
Fig. 1

2. Plug the receiver into an available USB port on your computer which automatically detects and installs it.
3. Press the Setup button on the receiver to turn off the LED light. (Fig.2)
4. Hold the mouse close to the receiver. Press the Connect button of the mouse (Fig. 1). The receiver's LED light blinks indicating that the set-up has been completed.



### Functions



**Rechargeable function**

Please plug USB receiver to USB female port of Y-cable and plug USB male of Y-cable to Notebook or PC's USB port, and then insert recharging male to the mouse.

### **Federal Communication Commission Interference Statement**

This equipment has been tested and found to comply with the limits for a Class B digital device, pursuant to Part 15 of the FCC Rules. These limits are designed to provide reasonable protection against harmful interference in a residential installation. This equipment generates uses and can radiate radio frequency energy and, if not installed and used in accordance with the instructions, may cause harmful interference to radio communications. However, there is no guarantee that interference will not occur in a particular installation. If this equipment does cause harmful interference to radio or television reception, which can be determined by turning the equipment off and on, the user is encouraged to try to correct the interference by one of the following measures:

- Reorient or relocate the receiving antenna.
- Increase the separation between the equipment and receiver.
- Connect the equipment into an outlet on a circuit different from that to which the receiver is connected.
- Consult the dealer or an experienced radio/TV technician for help.

FCC Caution: Any changes or modifications not expressly approved by the party responsible for compliance could void the user's authority to operate this equipment.

This device complies with Part 15 of the FCC Rules. Operation is subject to the following two conditions: (1) This device may not cause harmful interference, and (2) this device must accept any interference received, including interference that may cause undesired operation.

This device and its antenna(s) must not be co-located or operating in conjunction with any other antenna or transmitter.

6MNUM323000US-A0