

# 1 PHOTOS OF TESTED EUT

The following photo are attached :


9.1 External view of UBRS4L1TR

9.2 Internal view of UBRS4L1TR


9.3 Component side of board

9.4 Foil side of board


## 1.1 External view of UBRS4L1TR



## 1.2 Internal view of UBRS4L1TR



### 1.3 Component side of board



#### 1.4 Foil side of board

