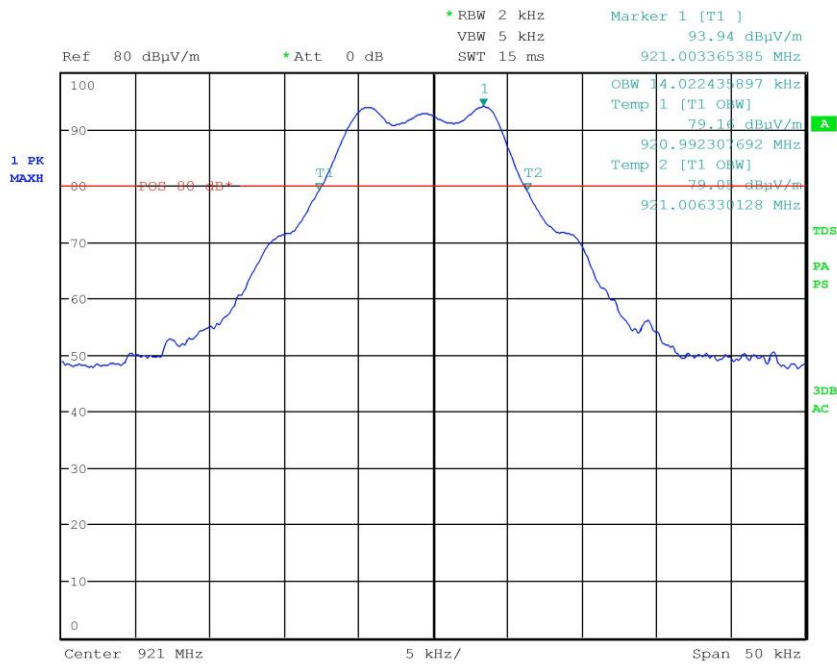




G14151718

Meas Type Emission
Equipment under Test
Manufacturer
OP Condition Tx - Fmed - Ant. Ext.5m
Operator Gandini 14151718
Test Spec
Vert

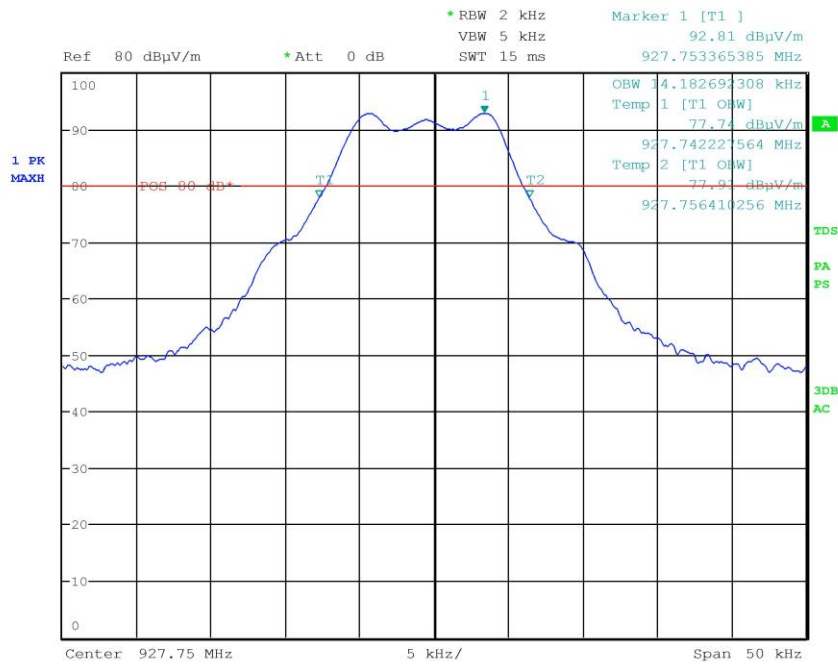


CMC Centro Misure Compatibilità S.r.l.



G14151724

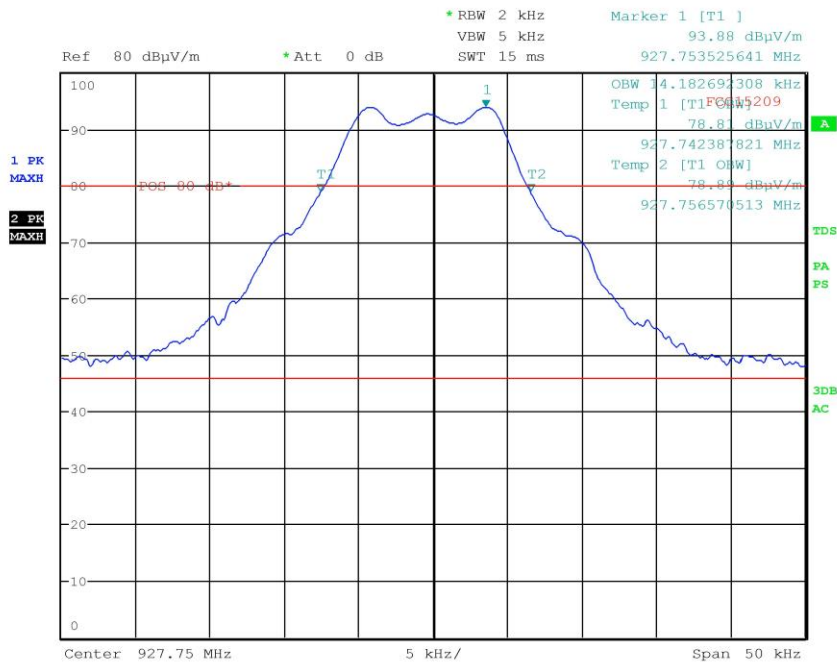
Meas Type Emission
Equipment under Test
Manufacturer
OP Condition Tx - Fmax - Ant. Ext.5m
Operator Gandini 14151724
Test Spec
Vert





G14151734

Meas Type Emission
Equipment under Test
Manufacturer
OP Condition Tx - Fmax - Ant. Int.
Operator Gandini 14151734
Test Spec
Vert

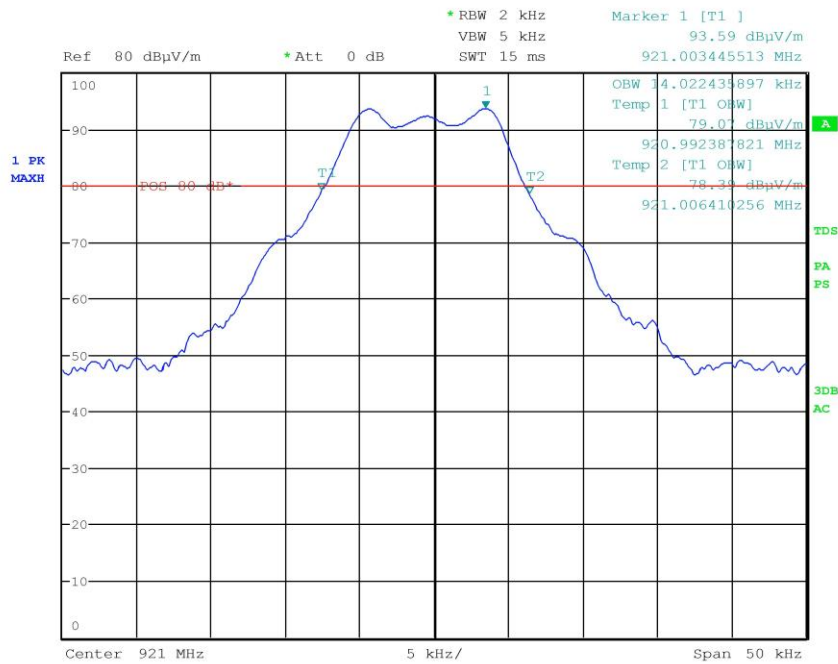


CMC Centro Misure Compatibilità S.r.l.



G14151736

Meas Type Emission
Equipment under Test
Manufacturer
OP Condition Tx - Fmed - Ant. Int.
Operator Gandini 14151736
Test Spec
Vert

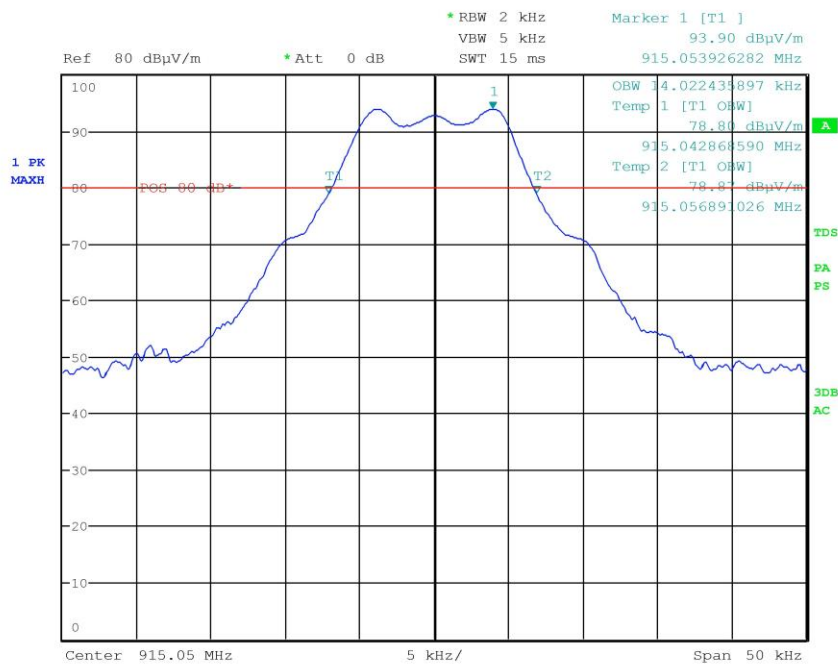


CMC Centro Misure Compatibilità S.r.l.



G14151742

Meas Type Emission
Equipment under Test
Manufacturer
OP Condition Tx - Fmin - Ant. Int.
Operator Gandini 14151742
Test Spec
Vert



Result: The requirements are met



11.5 Peak Output Power

Test set-up and execution

- FCC Rules and Regulation; Titles 47 Part 15.209 and Part 15.249
- IC RSS 210 Annex 2 (A2.9)
- Internal procedure PM001
- See clause 4 of this test report

Test configuration and test method

Test site:
Semi-anechoic chamber

Auxiliary equipment:
See clause 4 of this test report

EUT exercising

See clause 4 of this test report

Test equipment used

CMC S108, CMC S136, CMC S164
 Measurement uncertainty: See clause 7 of this test report

Test specification

Port: Enclosure
 Antenna polarization: Horizontal (H) – Vertical (V)
 EUT – Antenna distance: 3 m

Environmental conditions

Temperature (°C)	Atmospheric pressure (kPa)	Relative humidity (%)
22	100	45

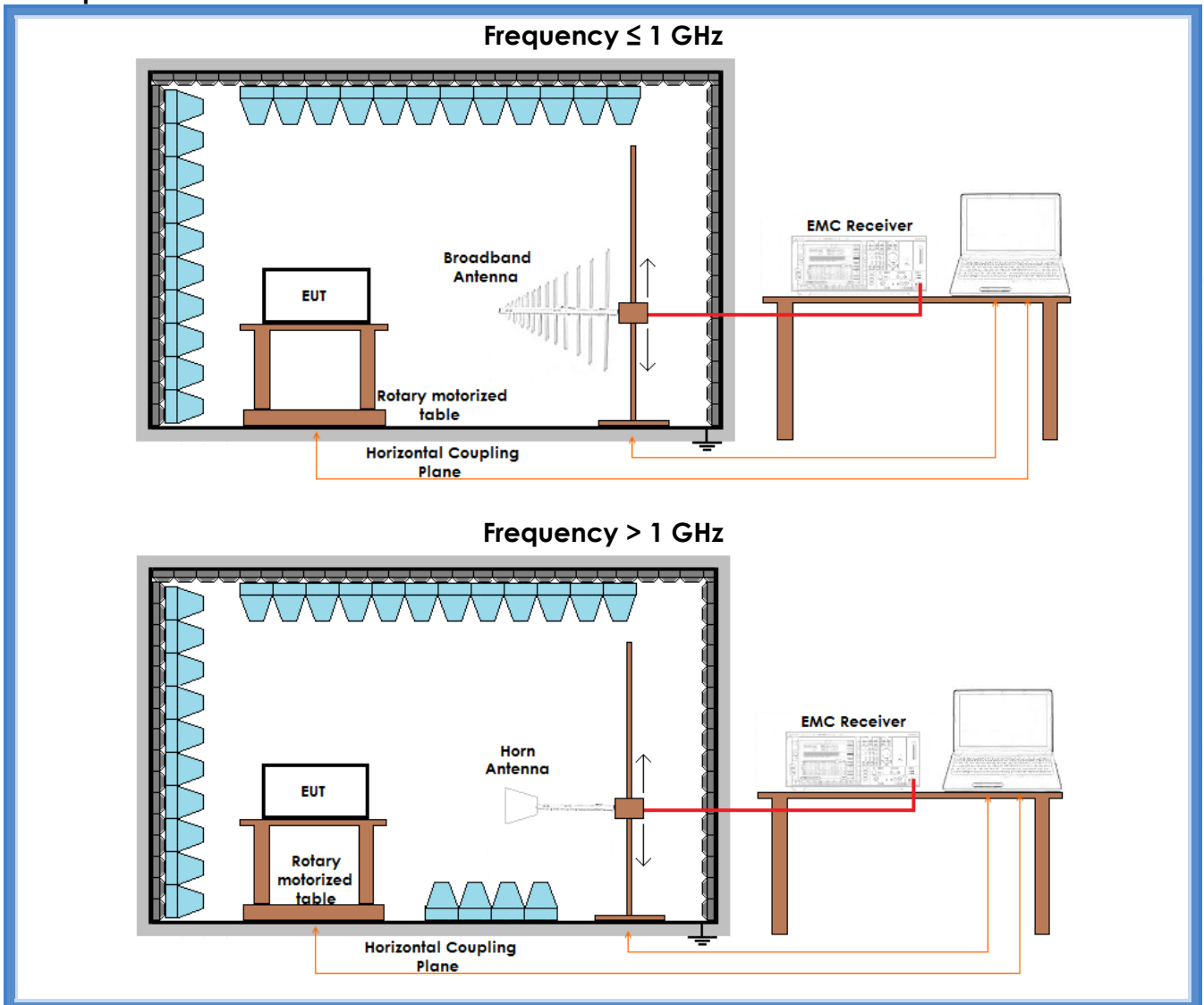
Acceptance limits

Frequency range (MHz)	RF Power Output dB(μV/m)
902 – 928	94

Frequency range (MHz)	RF Power Output dB(μV/m)
2400 – 2483,5	94



Setup



Result

Frequency (MHz)	Polarization	Graphs	Measured QP level (dB μ V/m)	Peak Output Power (mW)	Remarks
915,053205	Horizontal	G14151729	87,62	0,17	--
915,053205	Vertical	G14151725	92,59	0,54	--
920,996794	Horizontal	G14151719	87,02	0,15	--
920,998397	Vertical	G14151717	93,96	0,75	--
927,750000	Horizontal	G14151720	88,10	0,19	--
927,746795	Vertical	G14151721	92,82	0,67	--

Remarks: External antenna



Frequency (MHz)	Polarization	Graphs	Measured QP level (dB μ V/m)	Peak Output Power (mW)	Remarks
915,053205	Horizontal	G14151739	93,96	0,75	--
915,048397	Vertical	G14151738	85,89	0,12	--
921,003205	Horizontal	G14151737	85,29	0,10	--
920,995192	Vertical	G14151735	93,64	0,69	--
927,750000	Horizontal	G14151730	91,13	0,39	--
927,748397	Vertical	G14151731	93,92	0,74	--

Remarks: Internal antenna

Remarks

$$P = (E \times d)^2 / (30 \times G)$$

Where:

E = the measured maximum fundamental field strength in V/m

G = the numeric gain of the transmitting antenna: 1 (0 dBi)

d = the distance in meters from which the field strength was measured (3 m)

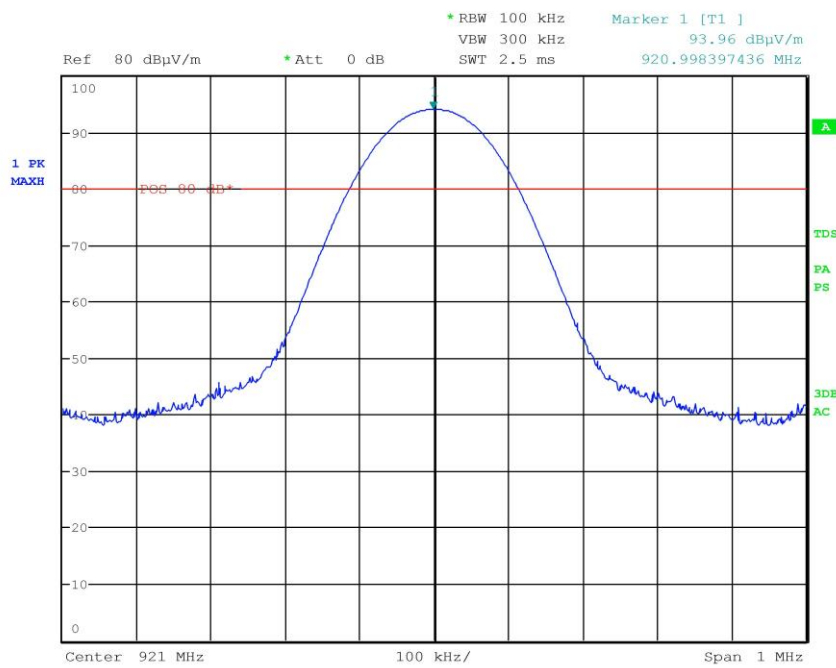
P = the power in watts



Graphs

G14151717

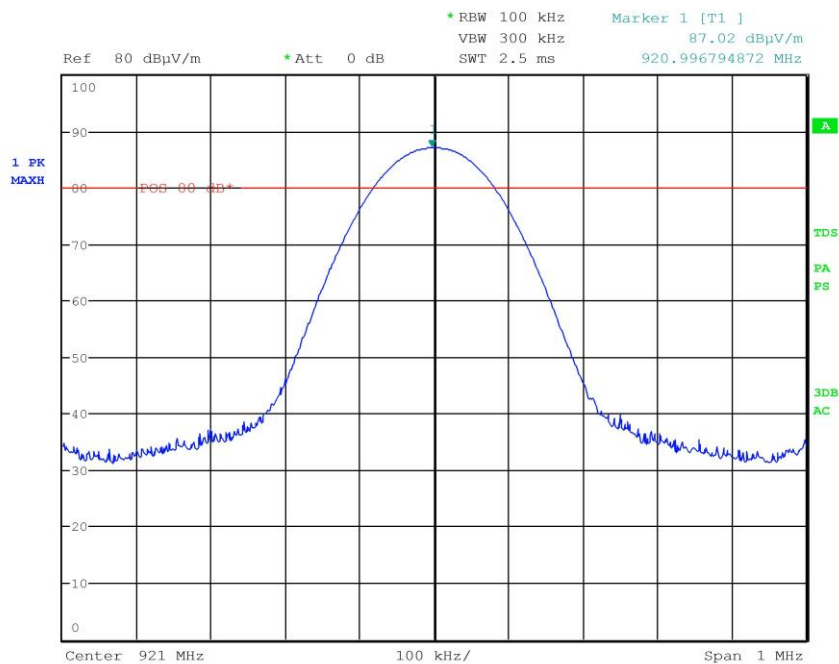
Meas Type Emission
Equipment under Test
Manufacturer
OP Condition Tx - Fmed - Ant. Ext.5m
Operator Gandini 14151717
Test Spec
Vert





G14151719

Meas Type Emission
Equipment under Test
Manufacturer
OP Condition Tx - Fmed - Ant. Ext.5m
Operator Gandini 14151719
Test Spec
Horiz

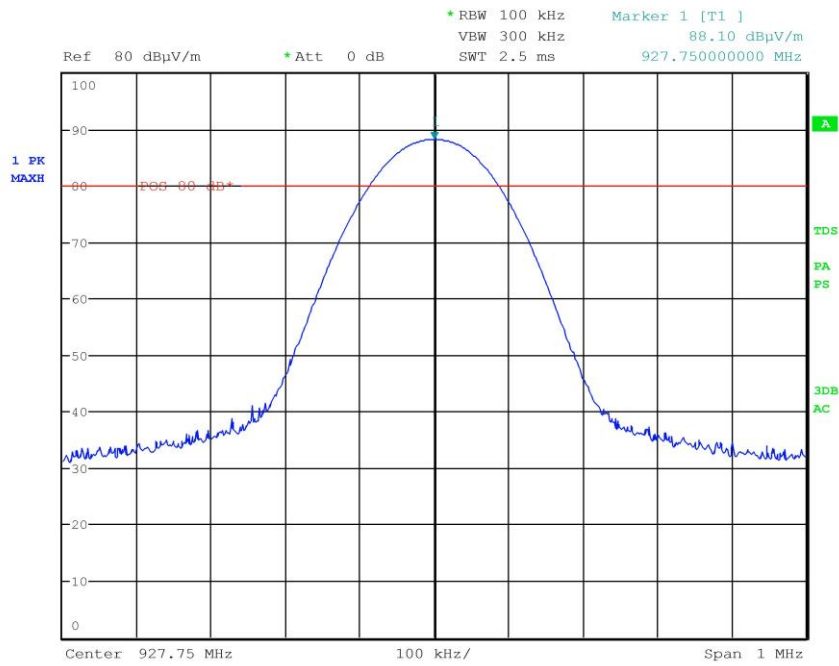


CMC Centro Misure Compatibilità S.r.l.



G14151720

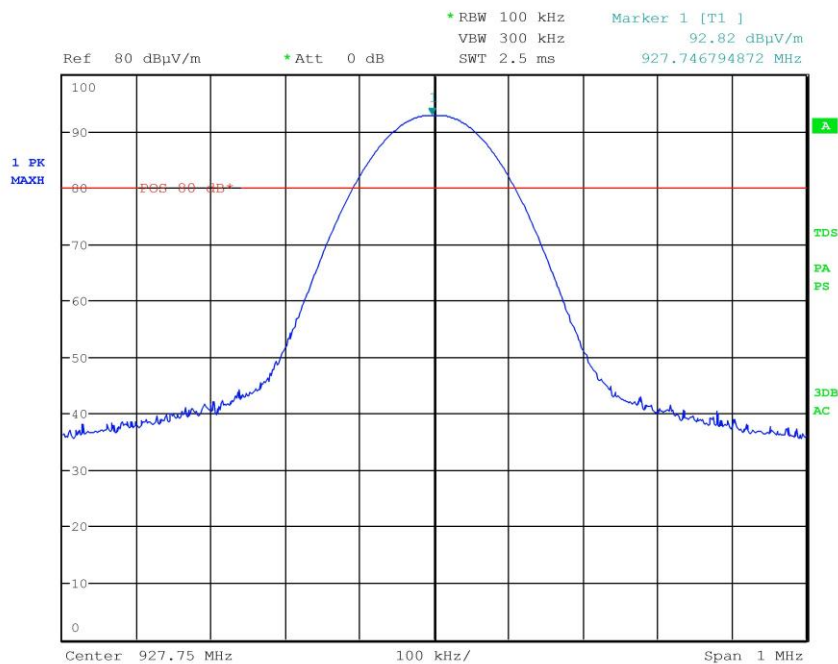
Meas Type Emission
Equipment under Test
Manufacturer
OP Condition Tx - Fmax - Ant. Ext.5m
Operator Gandini 14151720
Test Spec
Horiz





G14151721

Meas Type Emission
Equipment under Test
Manufacturer
OP Condition Tx - Fmax - Ant. Ext.5m
Operator Gandini 14151721
Test Spec
Vert

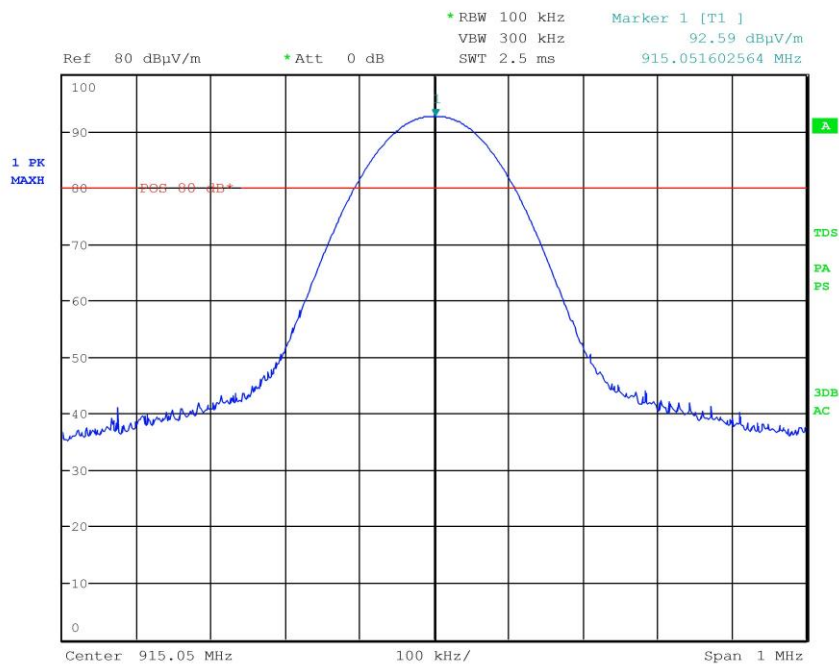


CMC Centro Misure Compatibilità S.r.l.



G14151725

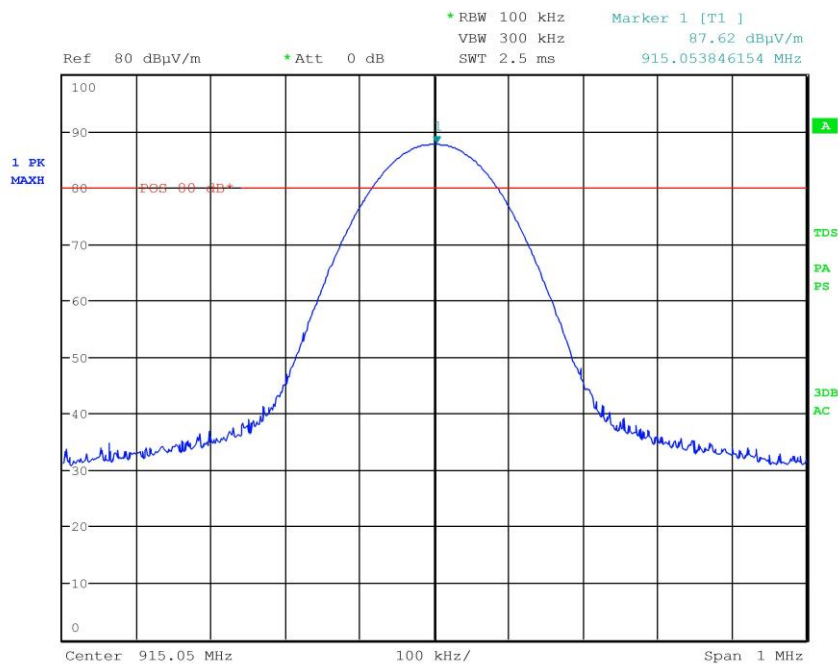
Meas Type Emission
Equipment under Test
Manufacturer
OP Condition Tx - Fmin - Ant. Ext.5m
Operator Gandini 14151725
Test Spec
Vert





G14151729

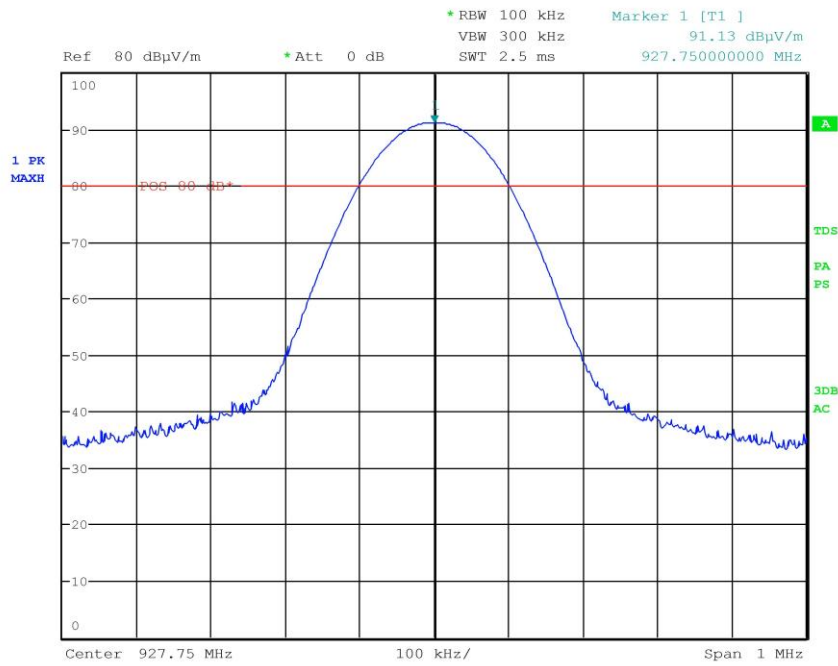
Meas Type Emission
Equipment under Test
Manufacturer
OP Condition Tx - Fmin - Ant. Ext.5m
Operator Gandini 14151729
Test Spec
Horiz





G14151730

Meas Type Emission
Equipment under Test
Manufacturer
OP Condition Tx - Fmax - Ant. Int.
Operator Gandini 14151730
Test Spec
Horiz

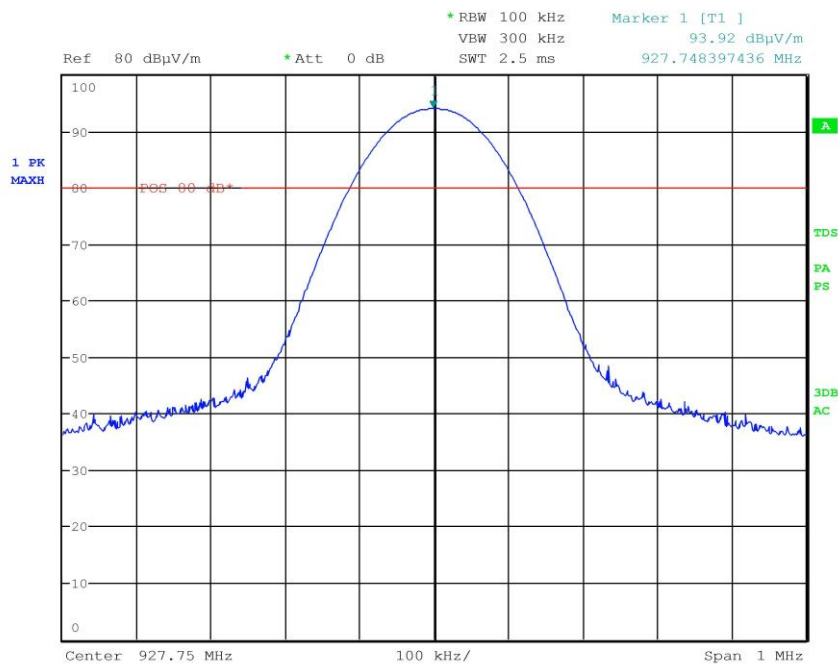


CMC Centro Misure Compatibilità S.r.l.



G14151731

Meas Type Emission
Equipment under Test
Manufacturer
OP Condition Tx - Fmax - Ant. Int.
Operator Gandini 14151731
Test Spec
Vert

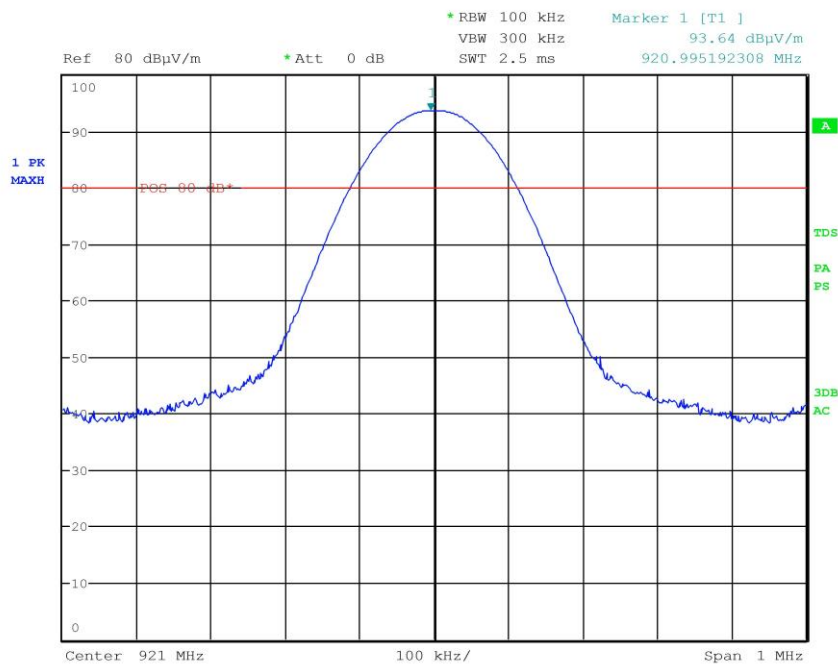


CMC Centro Misure Compatibilità S.r.l.



G14151735

Meas Type Emission
Equipment under Test
Manufacturer
OP Condition Tx - Fmed - Ant. Int.
Operator Gandini 14151735
Test Spec
Vert

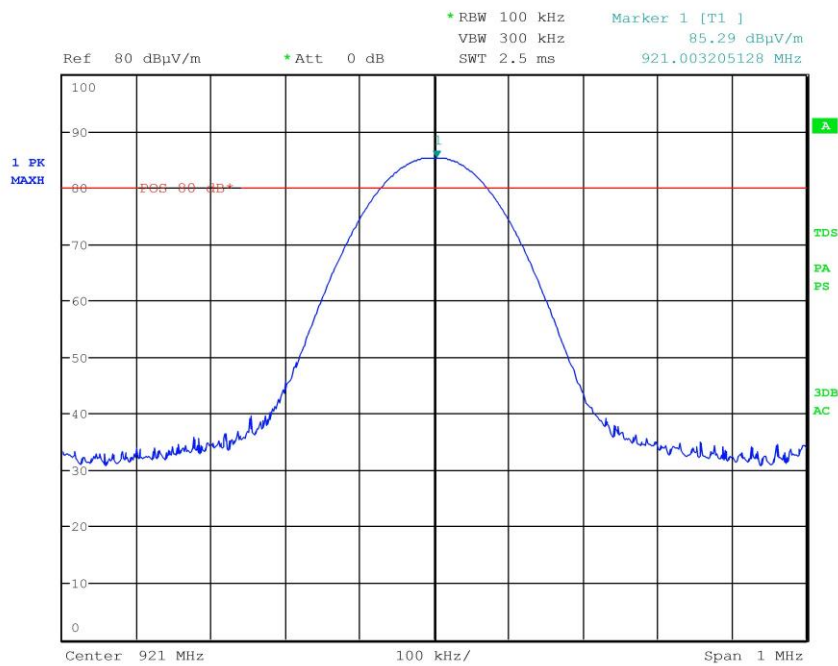


CMC Centro Misure Compatibilità S.r.l.



G14151737

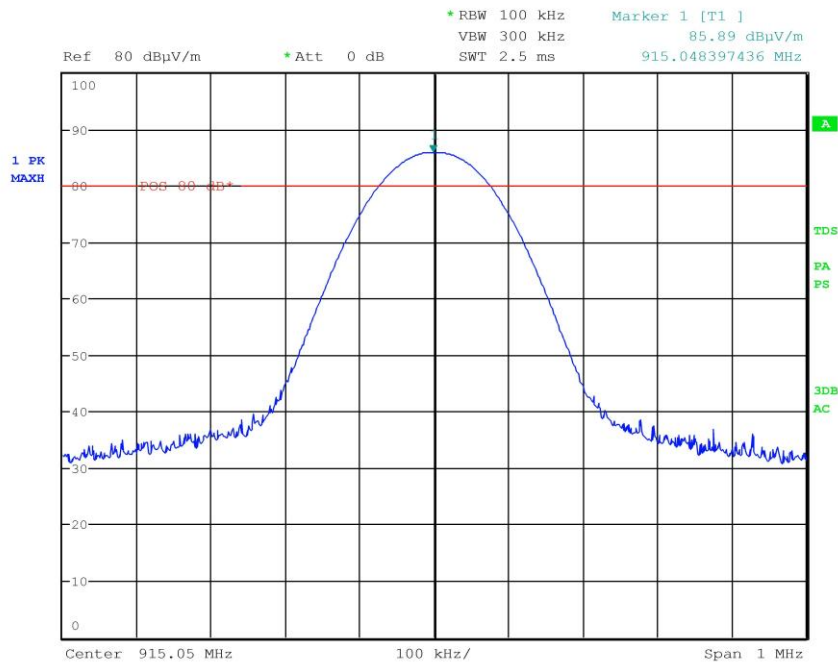
Meas Type Emission
Equipment under Test
Manufacturer
OP Condition Tx - Fmed - Ant. Int.
Operator Gandini 14151737
Test Spec
Horiz





G14151738

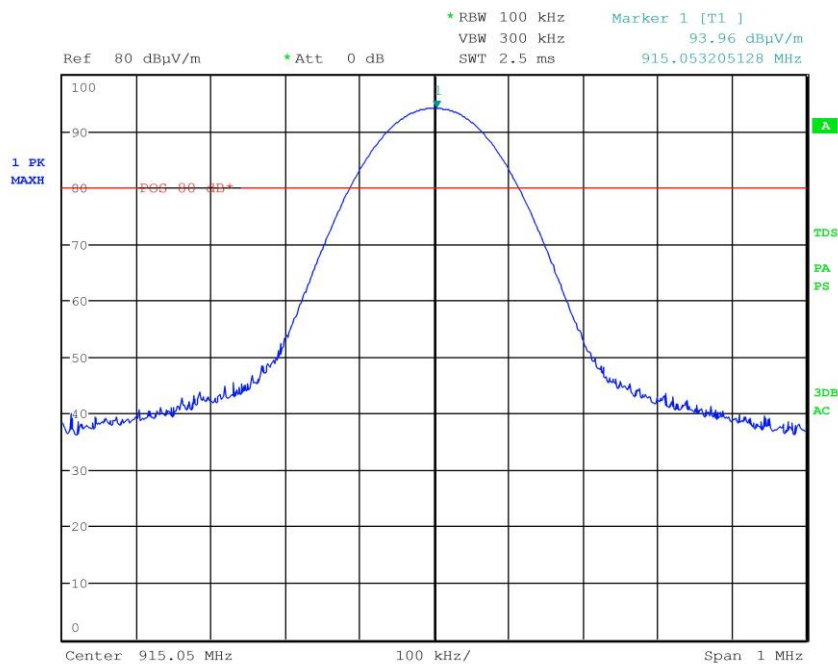
Meas Type Emission
Equipment under Test
Manufacturer
OP Condition Tx - Fmin - Ant. Int.
Operator Gandini 14151738
Test Spec
Horiz





G14151739

Meas Type Emission
Equipment under Test
Manufacturer
OP Condition Tx - Fmin - Ant. Int.
Operator Gandini 14151739
Test Spec
Vert



Result: The requirements are met



11.6 Band edge

Test set-up and execution

- FCC Rules and Regulation; Titles 47 Part 15.249 (d)
- IC RSS-GEN Issue 4
- Internal procedure PM001
- See clause 4 of this test report

Test configuration and test method

Test site:
Laboratory

Auxiliary equipment:
See clause 4 of this test report

EUT exercising

See clause 4 of this test report

Test equipment used

CMC S108, CMC S136, CMC S164
Measurement uncertainty: See clause 7 of this test report

Test specification

Emissions radiated outside of the specified frequency bands, except for harmonics, shall be attenuated by at least 50 dB below the level of the fundamental or to the general radiated emission limits in § 15.209, whichever is the lesser attenuation

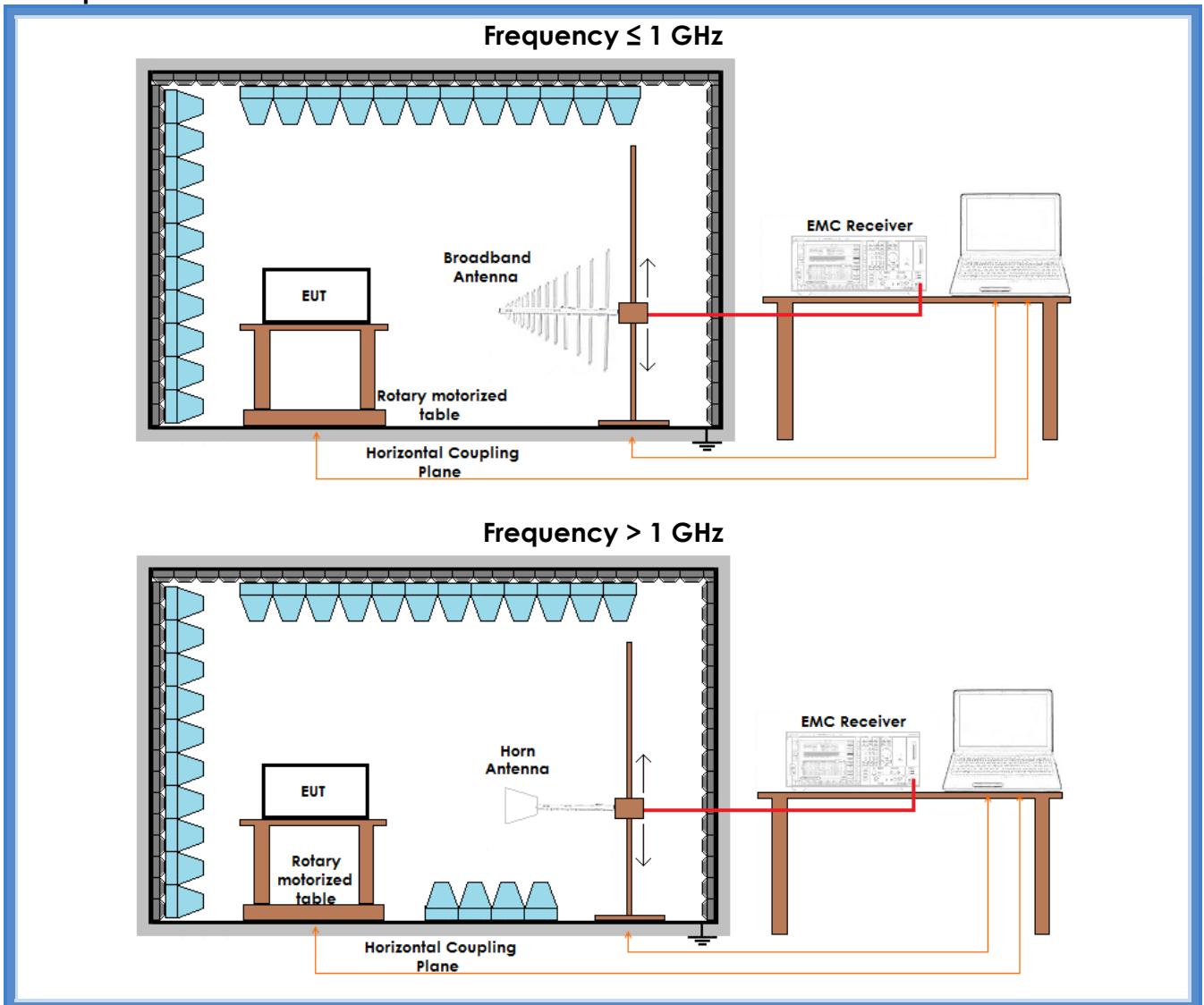
Environmental conditions

Temperature (°C)	Atmospheric pressure (kPa)	Relative humidity (%)
22	100	45

Acceptance limits: operation within the band 902 – 928 MHz



Setup



Result

Frequency (MHz)	Graph(s)	Results	
915,05	G14151726	F _L : 914,806410 MHz	Complies
	G14151728		
927,75	G14151722	F _H : 927,982371 MHz	Complies
	G14151723		

Remarks: External antenna



Frequency (MHz)	Graph(s)	Results	
915,05	G14151740	F _L : 914,808141 MHz	Complies
	G14151741		
927,75	G14151732	F _H : 927,990384 MHz	Complies
	G14151733		

Remarks: Internal antenna

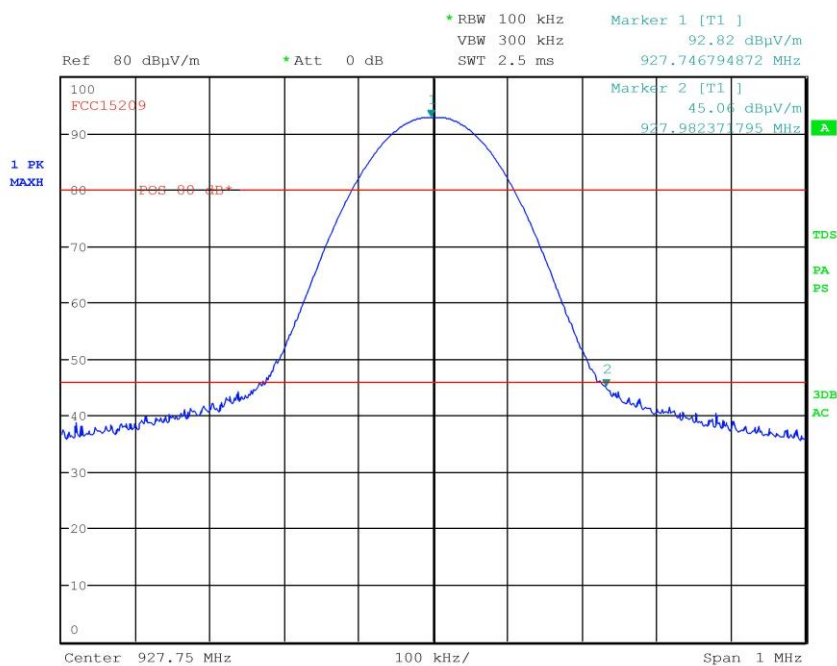




Graphs

G14151722

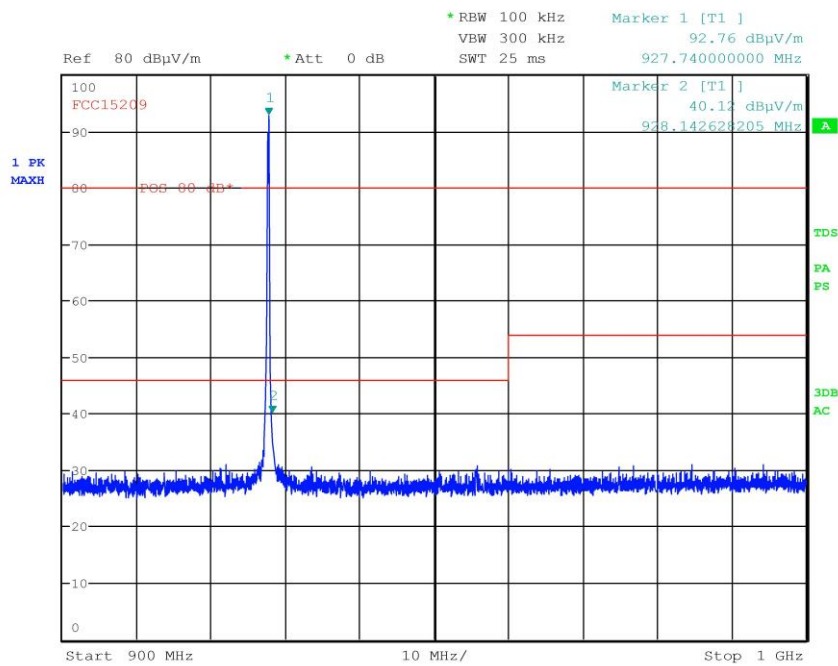
Meas Type Emission
Equipment under Test
Manufacturer
OP Condition Tx - Fmax - Ant. Ext.5m
Operator Gandini 14151722
Test Spec
Vert





G14151723

Meas Type Emission
Equipment under Test
Manufacturer
OP Condition Tx - Fmax - Ant. Ext.5m
Operator Gandini 14151723
Test Spec
Vert

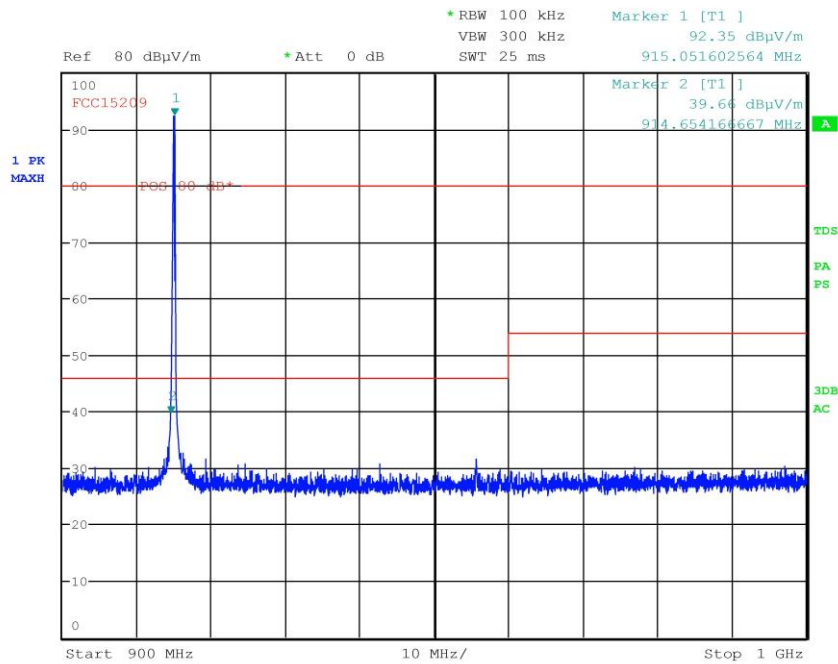


CMC Centro Misure Compatibilità S.r.l.



G14151727

Meas Type Emission
Equipment under Test
Manufacturer
OP Condition Tx - Fmin - Ant. Ext.5m
Operator Gandini 14151727
Test Spec
Vert

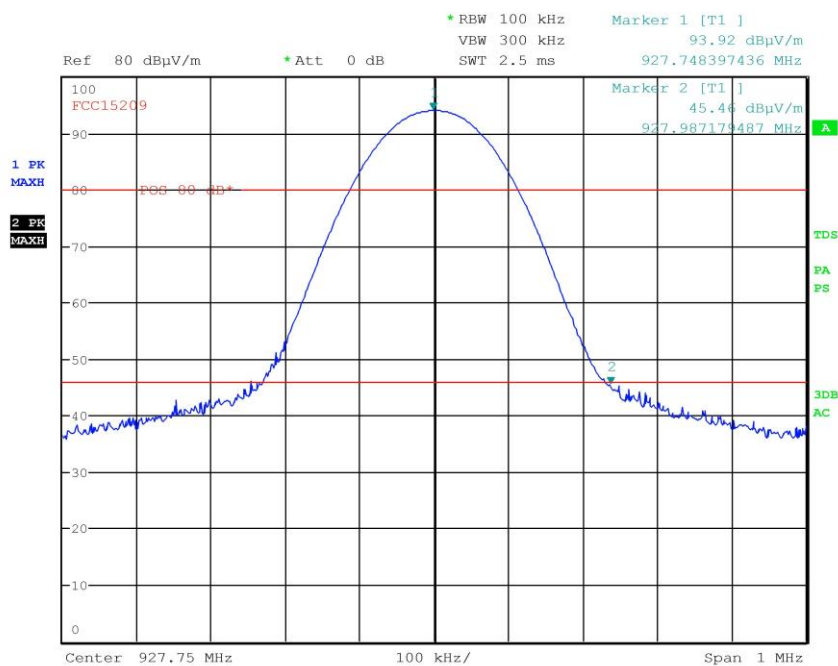


CMC Centro Misure Compatibilità S.r.l.



G14151732

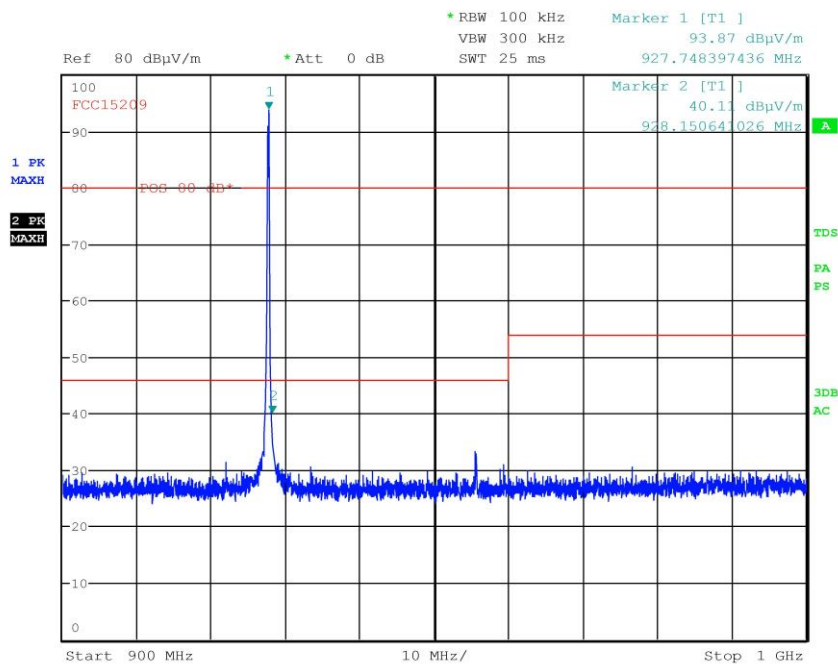
Meas Type Emission
Equipment under Test
Manufacturer
OP Condition Tx - Fmax - Ant. Int.
Operator Gandini 14151732
Test Spec
Vert





G14151733

Meas Type Emission
Equipment under Test
Manufacturer
OP Condition Tx - Fmax - Ant. Int.
Operator Gandini 14151733
Test Spec
Vert

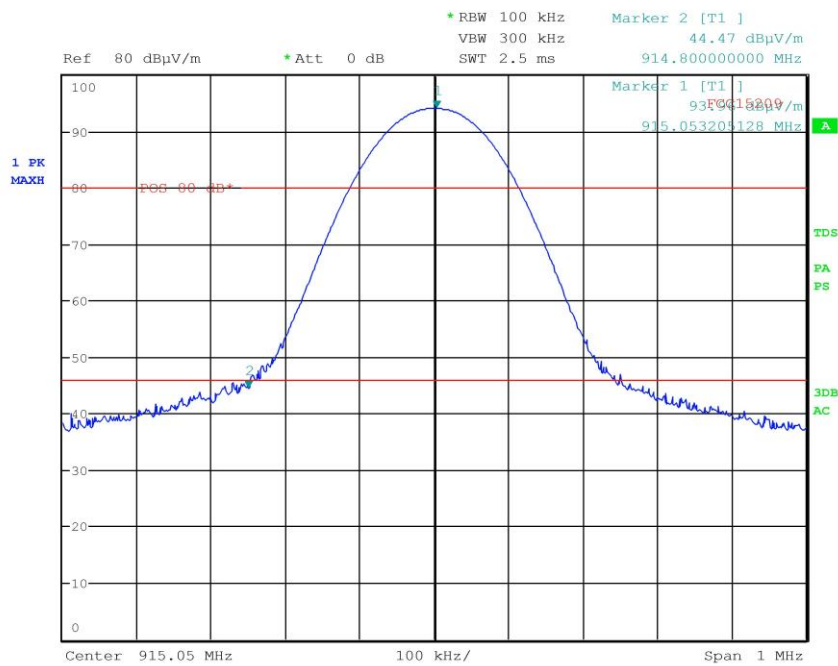


CMC Centro Misure Compatibilità S.r.l.



G14151740

Meas Type Emission
Equipment under Test
Manufacturer
OP Condition Tx - Fmin - Ant. Int.
Operator Gandini 14151740
Test Spec
Vert



CMC Centro Misure Compatibilità S.r.l.



11.7 Spurious Emission

Test set-up and execution

- FCC Rules and Regulation; Titles 47 Part 15.209
- IC RSS 210 Annex 2 (A2.9)
- Internal procedure PM001
- See clause 4 of this test report

Test configuration and test method

Test site:
Semi-anechoic chamber

Auxiliary equipment:
See clause 4 of this test report

EUT exercising

See clause 4 of this test report

Test equipment used

CMC S108, CMC S136, CMC S164
Measurement uncertainty: See clause 7 of this test report

Test specification

Port: Enclosure
Antenna polarization: Horizontal (H) – Vertical (V)
EUT – Antenna distance: 3 m
Detector AV + Peak

Environmental conditions

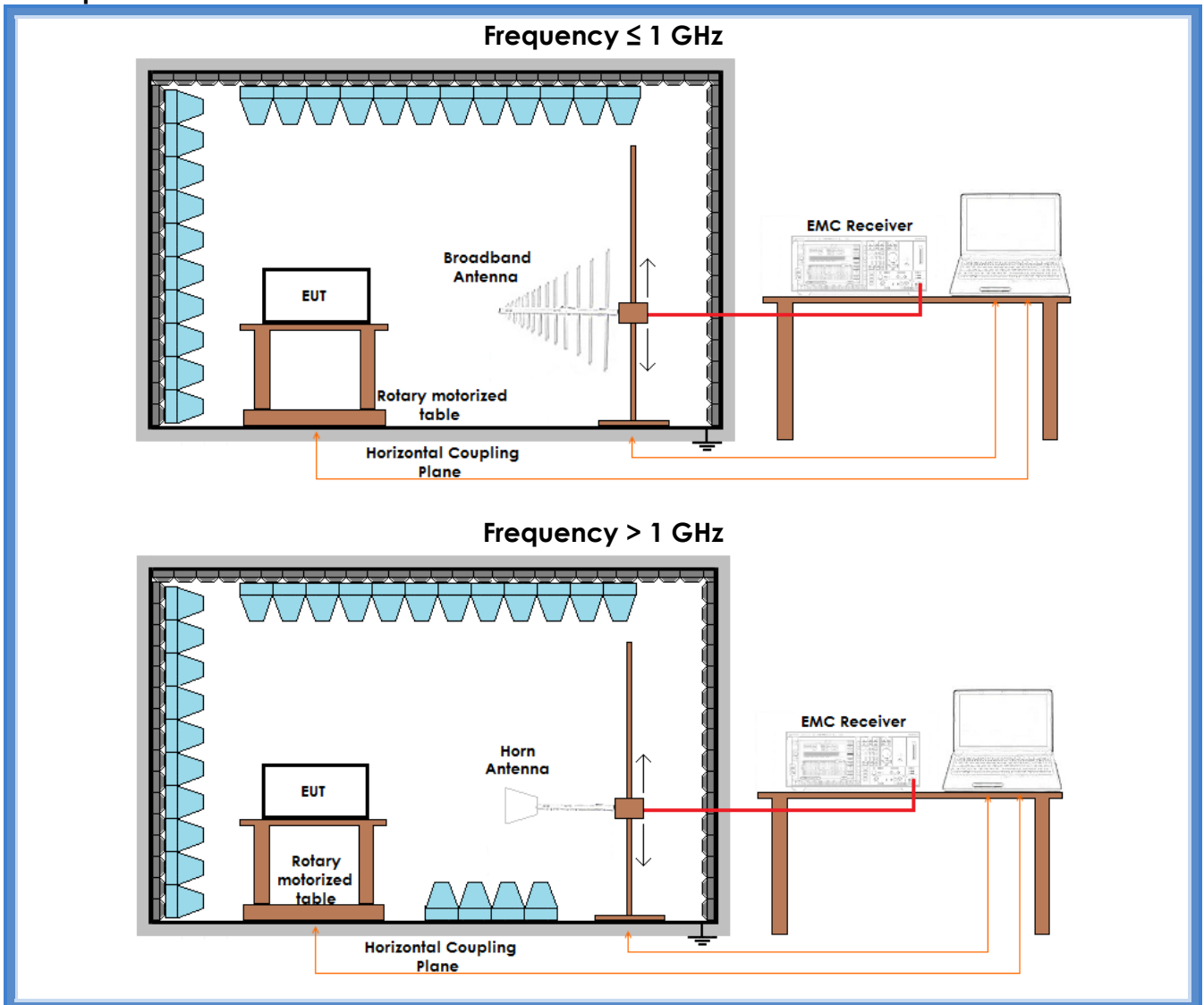
Temperature (°C)	Atmospheric pressure (kPa)	Relative humidity (%)
22	100	45

Acceptance limits

Frequency (MHz)	AV limits [dB(μV/m)]	Peak limits [dB(μV/m)]
> 1000	54	74



Setup





Result – AV detector

Harmonic	Limits (dB μ V/m)	Level (dB μ V/m)			Results
		915,05 MHz	921,00 MHz	927,75 MHz	
II	54	40,1	39,6	40,3	Complies
III	54	44,3	44,1	44,2	Complies
IV	54	45,6	45,8	46,9	Complies
V	54	48,9	48,8	48,1	Complies
VI	54	More than 15dB below limit	More than 15dB below limit	More than 15dB below limit	Complies
VII	54	More than 15dB below limit	More than 15dB below limit	More than 15dB below limit	Complies
VIII	54	More than 15dB below limit	More than 15dB below limit	More than 15dB below limit	Complies
IX	54	More than 15dB below limit	More than 15dB below limit	More than 15dB below limit	Complies
X	54	More than 15dB below limit	More than 15dB below limit	More than 15dB below limit	Complies

Remarks: External antenna. EUT was tested in 3 orthogonal planes. The results in this table show the highest values

Result – Peak detector

Harmonic	Limits (dB μ V/m)	Level (dB μ V/m)			Results
		915,05 MHz	921,00 MHz	927,75 MHz	
II	74	42,8	42,9	43,1	Complies
III	74	46,7	46,4	46,5	Complies
IV	74	49,7	49,8	50,5	Complies
V	74	52,3	52,1	51,8	Complies
VI	74	More than 15dB below limit	More than 15dB below limit	More than 15dB below limit	Complies
VII	74	More than 15dB below limit	More than 15dB below limit	More than 15dB below limit	Complies
VIII	74	More than 15dB below limit	More than 15dB below limit	More than 15dB below limit	Complies
IX	74	More than 15dB below limit	More than 15dB below limit	More than 15dB below limit	Complies
X	74	More than 15dB below limit	More than 15dB below limit	More than 15dB below limit	Complies

Remarks: External antenna. EUT was tested in 3 orthogonal planes. The results in this table show the highest values

Result: The requirements are met