



TEST REPORT nr. R13037101

Federal Communication Commission (FCC)

Industry Canada (IC)

Test item

Description.....: Transceiver Unit
Trademark.....: AUTEK
Model/Type.....: ADD Type NE022

Test Specification

Standard: FCC Rules & Regulations, Title 47 (2012) - Part 15 paragraph(s) : 247(a), 247(b),
247(c), 209 and 207
RSS-210 (2010) – Annex 8

Client's name.....: AUTEK S.r.l.

Address: Via Pomaroli, 65 - 36030 Caldogno (VI) - ITALY

Manufacturer's name.: Same ad client

Address:

Report

Tested by.....: G. Gandini - *Technician*

Approved by.....: R. Beghetto - *Laboratory Manager*

Date of issue.....: 02.12.13

Contents: 104 pages

This test report shall not be reproduced except in full without the written approval of CMC.
The test results presented in this report relate only to the item tested.



Index

1. SUMMARY	3
2. DESCRIPTION OF EQUIPMENT UNDER TEST (EUT)	4
2.1 TEST SITE	4
3. TESTING AND SAMPLING	4
4. OPERATIVE CONDITIONS	4
5. PHOTOGRAPH(S) OF EUT	5
6. EQUIPMENT LIST	7
7. MEASUREMENT UNCERTAINTY	8
8. REFERENCE DOCUMENTS	9
9. DEVIATION FROM TEST SPECIFICATION	10
10. TEST CASE VERDICTS	10
11. RESULTS	10
11.1 ANTENNA REQUIREMENTS	11
11.2 20dB BANDWIDTH	12
11.3 OCCUPIED BANDWIDTH (99% BW)	13
11.4 CHANNEL SEPARATION	14
11.5 TIME OF OCCUPANCY	15
11.6 NUMBER OF HOPPING CHANNELS	16
11.7 PEAK OUTPUT POWER	17
11.8 BAND EDGE	19
11.9 RADIATED SPURIOUS (TRANSMITTER)	21
11.10 RADIATED SPURIOUS (RECEIVER)	26
12. GRAPHS AND TABLES	28



1. Summary			
Standard: FCC Rules & Regulations, Title 47 RSS-210 (2010)			
Test specifications	Environmental Phenomena	Tests sequence	Result
FCC – Title 47 Part 15.203 and 15.204 IC – RSS-210	Antenna Requirement	1	Complies
FCC – Title 47 Part 15.247 IC – RSS-210 Annex 8	20 dB Bandwidth	2	Complies
IC – RSS-210 Annex 8	Occupied Bandwidth (99% BW)	3	Complies
FCC – Title 47 Part 15.247 IC – RSS-210 Annex 8	Channel Separation	4	Complies
FCC – Title 47 Part 15.247 IC – RSS-210 Annex 8	Time of Occupancy	5	Complies
FCC – Title 47 Part 15.247 IC – RSS-210 Annex 8	Number of Hopping Frequency	6	Complies
FCC – Title 47 Part 15.247 IC – RSS-210 Annex 8	Peak Output Power	7	Complies
FCC – Title 47 Part 15.247 IC – RSS-210 Annex 8	Band Edge	8	Complies
FCC – Title 47 Part 15.247 FCC – Title 47 Part 15.209 IC – RSS-210 Annex 8	Radiated Spurious	9	Complies

The Test Report was given to the Client representatives for necessary documentation of ratification of the tested equipment and it is valid for the FCC and IC certification.



2. Description of Equipment under test (EUT)	
Power supply.....	: 12-24 Vdc from vehicular battery
Type of equipment	: <input checked="" type="checkbox"/> Transmitter Unit <input checked="" type="checkbox"/> Receiver Unit <input checked="" type="checkbox"/> Fixed station <input type="checkbox"/> Portable station <input type="checkbox"/> Mobile station
Alignment range.....	: 915 - 928 MHz
Switching frequency	: 915 - 928 MHz
Modulation	: 19300 Baud RC-FSK
Information on antenna.....	: <input type="checkbox"/> Integrated <input type="checkbox"/> Extern <input checked="" type="checkbox"/> Other: Dedicated
FCC ID:	: OQA-ADDNE022
IC code:.....	: 9061A-ADDNE022
2.1 Test Site	
Company	: CMC Centro Misure Compatibilità S.r.l.
Address	: Via dell' Elettronica, 12/C – 36016 Thiene (VI) – ITALY
3. Testing and sampling	
Date of receipt of test item	: 04.03.13
Testing start date	: 04.03.13
Testing end date.....	: 22.04.13
Samples tested nr.	: 1
Sampling procedure.....	: Equipment used for testing was picked up by the manufacturer, at the end of the production process with random criterion
Internal identification.....	: adhesive label with the product number P130210
4. Operative conditions	
--	

CMC Centro Misure Compatibilità S.r.l.



5. Photograph(s) of EUT

EUT with Plug Antenna:





EUT with Antenna with 5m cable:





6. Equipment list

<i>Id. number</i>	<i>Manufacturer</i>	<i>Model</i>	<i>Description</i>	<i>Serial number</i>	<i>Last calibration</i>	<i>Due date calibration</i>
CMC S108	Emco	3115	Horn antenna	9811-5622	April '13	April '16
CMC S124	Spin	AMTP42-20	Horn Antenna 18-26GHz	103	May '13	May '16
CMC S127	SCHAFFNER	HLA6120	Loop Antenna	1191	January '13	January '16
CMC S136	Schwarzbeck	VULB 9163	Broadband Antenna	9136-205	May '13	May '16
CMC S164	Rohde & Schwarz	ESU 26	EMC interference receiver	100052	January '13	January '14
CMC S206	Rohde & Schwarz	ESCI 7	EMC interference receiver	100781	March '13	March '14



7. Measurement uncertainty

Test	Expanded Uncertainty	note
Conducted Emission		
(50Ω/50μH AMN) - (9 kHz – 150 kHz)	±3.8 dB	1
(50Ω/50μH AMN) - (150 kHz – 30 MHz)	±3.4 dB	1
(Voltage probe) - (150 kHz – 30 MHz)	±3.0 dB	1
(50Ω/5μH AMN) - (150 kHz – 108 MHz)	±3.2 dB	1
Discontinuous Conducted Emission		
Conducted Emission (50Ω/50μH AMN) - (9 kHz – 150 kHz)	±3.8 dB	1
Conducted Emission (50Ω/50μH AMN) - (150 kHz – 30 MHz)	±3.4 dB	1
Disturbance Power (30 MHz – 300 MHz)		
	±3.2 dB	1
Radiated Emission		
(0,150 MHz – 30 MHz)	±4.5 dB	1
(30 MHz – 1000 MHz)	±4.8 dB	1
(1 GHz – 6 GHz)	±4.4 dB	1
Electromagnetic field EMF		
	±18.8 dB	1
Harmonic current emissions test		
	±2.4 %	1
Voltage fluctuation and flicker test		
	±6.0 %	1
Insertion loss test		
	±2.6 %	1
Radiated electromagnetic disturbance test (loop antenna)		
	±2.5 %	1
Radiated electromagnetic field immunity test		
	0.9 V/m at 3V/m	1
Pulse modulated radiated electromagnetic field immunity test		
	0.9 V/m at 3V/m	1
Injected currents immunity test		
	0.6 V at 3V	1
Bulk current		
	9 mA at 60 mA	1
Power frequency magnetic field immunity test		
	0.3 A/m at 3 A/m	1
Electrostatic discharge immunity test		
		2
Electrical fast transients / burst immunity test		
		2
Surge immunity test		
		2
Short interruption immunity test		
		2
Voltage transient emission test		
	±5 %	1
Transient immunity test		
		2

Notes

Note 1:

The expanded uncertainty reported according to EN55016-4-2(2004-10) is based on a standard uncertainty multiplied by a coverage factor of $k=2$, providing a level of confidence of $p = 95\%$

Note 2:

It has been demonstrated that the used test equipment meets the specified requirements in the standard with at least a 95% confidence, covering factor $k = 2$.



8. Reference documents

<i>Reference no.</i>	<i>Description</i>
FCC Rules and Regulation Title 47 part 15 (2012)	--
RSS-210 Issue 7 – June 2010	Low-power Licence-exempt Radiocommunication Devices (All Frequency Bands): Category 1 Equipment
ANSI C63.4	American National Standard for Methods of Measuring of Radio-Noise Emissions from Low-Voltage Electrical and Electronic Equipment in the Range of 9kHz – 40GHz
Internal Procedure PM001 rev. 2.0 (Quality Manual)	Measure Procedure
Internal procedure INC_M rev. 8.1 (Quality Manual)	Measurement uncertainty calculation



9. Deviation from test specification

In agreement with the client, emission tests were performed with peak detector .
At the frequencies where the measures exceed the limit or within 6dB from it, the test was repeated with quasi-peak detector and/or average detector.

10. Test case verdicts

Test case does not apply to the test object..... : N / N.A.
Test item does meet the requirement..... : P / Pass / Complies
Test item does not meet the requirement..... : F / Fail / Does not comply
Test not performed : NE / Not Executed

11. Results

In this clause tests results are reported.
All measurements are done in accordance with the Filling and Measurement Guidelines for Frequency Hopping Spread Spectrum Systems DA-705
Measurement uncertainty is in accordance with document CMC INC_M rev. 8.1.



11.1 Antenna Requirements

Test configuration and test method

Test site Laboratory
 Auxiliary equipment See clause 4 of this test report

Environmental conditions

Temperature 21 °C Atmospheric pressure 99 kPa Relative humidity 50 %

Test set-up and execution

- FCC Rules and Regulation; Titles 47 Part 15.203 and 15.204
- RSS-210
- Internal Procedure PM001
- See clause 4 of this test report

Test Requirements

An intentional radiator shall be designed to ensure that no antenna other than that furnished by the responsible party shall be used with the device.

The use of a permanently attached antenna or of an antenna that uses unique coupling to the intentional radiator shall be considered sufficient comply with the provisions of this section.

The manufacturer may design the unit so that a broken antenna can be replaced by the user, but the use of standard antenna jack or electrical connector is prohibited. This requirement does not apply to carrier current devices or to devices operated under the provisions of §15.211, § 15.213, § 15.217, § 15.219, or § 15.221. Further, this requirement does not apply to intentional radiators that must be professionally installed, such as perimeter protection systems and some field disturbance sensors, or to other intentional radiators which, in accordance with § 15.31(d), must be measured at the installation site. However, the installer shall be responsible for ensuring that the proper antenna is employed so that the limits in this part are not exceeded.

Test specification

Port: Antenna.

EUT exercising

See clause 4 of this test report

Result

<i>Antenna Type</i>	<i>Gain</i>	<i>Remarks</i>	<i>Results</i>
Dedicated	2 dBi	--	Complies

Remarks

//////////

Reference documents

See clause 8 of this test report

Result

The requirements are met



11.2 20dB Bandwidth

Test configuration and test method

Test site Laboratory
 Auxiliary equipment See clause 4 of this test report

Environmental conditions

Temperature 24 °C Atmospheric pressure 98 kPa Relative humidity 46 %

Test set-up and execution

- FCC Rules and Regulation; Titles 47 Part 15.247
- RSS-210 Annex 8
- DA 00-705, march 30, 2000
- Internal Procedure PM001
- See clause 4 of this test report

Test specification

Port: Antenna;

EUT exercising

See clause 4 of this test report

Result

Frequency	Graph(s)	Bandwidth	Remark
927,95 MHz	G13037149	20,8 kHz	--
921,50 MHz	G13037151	21,8 kHz	--
915,05 MHz	G13037153	14,9 kHz	--

Measurement uncertainty: ±1 kHz

Remarks

//////////

Reference documents

See clause 8 of this test report

Test equipment used (Id number – see clause 6 of this test report)

CMC S206

Result

The requirements are met



11.3 Occupied Bandwidth (99% BW)

Test configuration and test method

Test site Laboratory
 Auxiliary equipment See clause 4 of this test report

Environmental conditions

Temperature 22 °C Atmospheric pressure 99 kPa Relative humidity 48 %

Test set-up and execution

- RSS-210 Annex 8
- Internal Procedure PM001
- See clause 4 of this test report

Test specification

Port: Antenna;

EUT exercising

See clause 4 of this test report

Result

Frequency (MHz)	Graph(s)	Bandwidth	Remark
927,95 MHz	G13037154	26,6 kHz	--
921,50 MHz	G13037152	27,4 kHz	--
915,05 MHz	G13037150	27,6 kHz	--
Measurement uncertainty: ±1 kHz			

Remarks

//////////

Reference documents

See clause 8 of this test report

Test equipment used (Id number – see clause 6 of this test report)

CMC S206

Result

The requirements are met



11.4 Channel Separation

Test configuration and test method

Test site Laboratory
 Auxiliary equipment See clause 4 of this test report

Environmental conditions

Temperature 22 °C Atmospheric pressure 98 kPa Relative humidity 48 %

Test set-up and execution

- FCC Rules and Regulation; Titles 47 Part 15.247
- DA 00-705, march 30, 2000
- RSS-210 Annex 8
- Internal Procedure PM001
- See clause 4 of this test report

Test specification

Port: Antenna;

EUT exercising

See clause 4 of this test report

Acceptance limits

Limit: Minimum 25kHz or the 20dB Bandwidth of the hopping system

Result

Port	Graph(s)	Channel Separation	Remark
Enclosure	G13037140	200 kHz	--
Measurement uncertainty: ±1kHz			

Remarks

//////////

Reference documents

See clause 8 of this test report

Test equipment used (Id number – see clause 6 of this test report)

CMC S206

Result

The requirements are met



11.5 Time of Occupancy

Test configuration and test method

Test site
 Auxiliary equipment

Laboratory
 See clause 4 of this test report

Environmental conditions

Temperature 22 °C Atmospheric pressure 98 kPa Relative humidity 48 %

Test set-up and execution

- FCC Rules and Regulation; Titles 47 Part 15.247
- DA 00-705, march 30, 2000
- RSS-210 Annex 8
- Internal Procedure PM001
- See clause 4 of this test report

Test specification

Port: Antenna;

EUT exercising

See clause 4 of this test report

Acceptance limits

The average time of occupancy on any frequency shall not be greater than 0.4 seconds within a 20 second period.

Result

Frequency (MHz)	Graph(s)	Dwell time	Remark
921,58	G13037105	14,98 ms	--

Frequency (MHz)	Time between two transmission	Nr. of hopping frequency	Nr. of transmission for channel	Time of Occupancy	Remarks
921,58	1594,55 ms Graph: G13037106	64	$20s/1,594/64 = 0,196$	$0,196 \times 14,98 = 2,93$ ms	--

Remarks //////////////

Reference documents See clause 8 of this test report

Test equipment used (Id number – see clause 6 of this test report)

CMC S206

Result The requirements are met



11.6 Number of Hopping Channels

Test configuration and test method

Test site
 Auxiliary equipment

Laboratory
 See clause 4 of this test report

Environmental conditions

Temperature 22 °C Atmospheric pressure 98 kPa Relative humidity 48 %

Test set-up and execution

- FCC Rules and Regulation; Titles 47 Part 15.247
- DA 00-705, march 30, 2000
- RSS-210 Annex 8
- Internal Procedure PM001
- See clause 4 of this test report

Test specification

Port: Antenna;

EUT exercising

See clause 4 of this test report

Result

Port	Graph(s)	Number of Hopping Frequency	Remark
Enclosure	G13037139	64	--

Remarks

//////////

Reference documents

See clause 8 of this test report

Test equipment used (Id number – see clause 6 of this test report)

CMC S206

Result

The requirements are met



11.7 Peak Output Power

Test configuration and test method

Test site

Laboratory

Auxiliary equipment

See clause 4 of this test report

Environmental conditions

Temperature 21 °C Atmospheric pressure 99 kPa Relative humidity 48 %

Test set-up and execution

- FCC Rules and Regulation; Titles 47 Part 15.247
- DA 00-705, march 30, 2000
- RSS-210 Annex 8
- Internal Procedure PM001
- See clause 4 of this test report

Test specification

Port: Antenna;

EUT exercising

See clause 4 of this test report

Acceptance limits

Frequency range	RF power output
915 – 928 MHz	1,0 W / 30dBm

Result

Frequency (MHz)	Polarization	Graphs	E (dB μ V/m)	Peak Output Power (mW)	Remark
915,06	Horizontal	G13037128	105,37	6,85	Plug antenna
915,04	Vertical	G13037127	107,70	12,83	Plug antenna
921,49	Horizontal	G13037129	104,74	5,48	Plug antenna
921,50	Vertical	G13037130	107,81	11,87	Plug antenna
927,95	Horizontal	G13037132	104,10	4,86	Plug antenna
927,95	Vertical	G13037131	107,89	11,87	Plug antenna

Measurement uncertainty: ± 3 dBm



Frequency (MHz)	Polarization	Graphs	E (dB μ V/m)	Peak Output Power (mW)	Remark
915,05	Horizontal	G13037137	102,60	3,2	Antenna with 5m cable
915,05	Vertical	G13037138	107,68	10,9	Antenna with 5m cable
921,49	Horizontal	G13037136	102,17	3,2	Antenna with 5m cable
921,49	Vertical	G13037135	107,43	10,9	Antenna with 5m cable
927,96	Horizontal	G13037133	102,22	3,2	Antenna with 5m cable
927,95	Vertical	G13037134	107,63	10,9	Antenna with 5m cable

Measurement uncertainty: ± 3 dBm

Remarks

$$P = (E \times d)^2 / (30 \times G)$$

Where:

E = the measured maximum fundamental field strength in V/m

G = the numeric gain of the transmitting antenna: 1,58 (2dBi)

d = the distance in meters from which the field strength was measured (3m)

P = the power in watts

Reference documents

See clause 8 of this test report

Test equipment used (Id number – see clause 6 of this test report)

CMC S206

Result

The requirements are met



11.8 Band Edge

Test configuration and test method

Test site Laboratory
Auxiliary equipment See clause 4 of this test report

Environmental conditions

Temperature 22 °C Atmospheric pressure 99 kPa Relative humidity 48 %

Test set-up and execution

- FCC Rules and Regulation; Titles 47 Part 15.247
- DA 00-705, march 30, 2000
- RSS-210 Annex 8
- Internal Procedure PM001
- See clause 4 of this test report

Test specification

Port: Antenna;

EUT exercising

See clause 4 of this test report

Acceptance limits

In any 100kHz bandwidth outside the frequency band in which the spread spectrum or digitally modulated intentional radiator is operating, the radio frequency power that is produced by the intentional radiator shall be at least 20dB below that in the 100kHz bandwidth within the band that contains the highest level of the desired power, based on either an RF conducted or a radiated measurement. Attenuation below the general limits specified in section 15.209(a) is not required. In addition, radiated emission which fall in the restricted bands, as defined in section 15.205(a), must also comply with the radiated emission limits specified in section 15.209(a) (see section 15.205(c)).

Result

Frequency (MHz)	Graph(s)	Remark
915,05	G13037143	Hopping
	G13037147	No Hopping
927,95	G13037144	Hopping
	G13037148	No Hopping

Measurement uncertainty: ± 1 dB



CMC
Centro Misure Compatibilità S.r.l.
Via dell' Elettronica, 12/C
36016 Thiene (VI)

Remarks

//////////

Reference documents


See clause 8 of this test report

Test equipment used (Id number – see clause 6 of this test report)

CMC S206

Result

The requirements are met



CMC Centro Misure Compatibilità S.r.l.



11.9 Radiated Spurious (Transmitter)

Test configuration and test method

Test site Semi-anechoic chamber
 Auxiliary equipment See clause 4 of this test report

Environmental conditions

Temperature 22 °C Atmospheric pressure 99 kPa Relative humidity 48 %

Test set-up and execution

- FCC Rules and Regulation; Titles 47 Part 15.247(c) and Part 15.209
- DA 00-705, march 30, 2000
- RSS-210 Annex 8
- Internal Procedure PM001
- See clause 4 of this test report

Test specification

Port: Antenna;

EUT exercising

See clause 4 of this test report

Acceptance limits

In any 100kHz bandwidth outside the frequency band at least 20dB below the highest level of the desired power. In addition, radiated emissions which fall in the restricted bands, as defined in cl. 15.205(a), must also comply with the radiated emission limits specified in cl. 15.209(a) (see cl.15.205(c)).

Result

Frequency (MHz)	Antenna	Frequency Range (MHz)	Graph(s)	Remarks	Result
Worst case condition	Loop Antenna	9kHz – 30MHz	G13037165	Plug Antenna	Complies

Frequency (MHz)	Polarization	Frequency Range (MHz)	Graph(s)	Remarks	Result
915,05	Horizontal	30 – 1000	G13037157	Plug Antenna	Complies
915,05	Vertical	30 – 1000	G13037156	Plug Antenna	Complies
921,50	Horizontal	30 – 1000	G13037159	Plug Antenna	Complies
921,50	Vertical	30 – 1000	G13037158	Plug Antenna	Complies
927,95	Horizontal	30 – 1000	G13037170	Plug Antenna	Complies
927,95	Vertical	30 – 1000	G13037171	Plug Antenna	Complies

Frequency (MHz)	Polarization	Frequency Range (MHz)	Graph(s)	Remarks	Result
915,05	Vertical	1000 – 10000	G13037194	Plug Antenna	Complies
915,05	Horizontal	1000 – 10000	G13037195	Plug Antenna	Complies
921,50	Horizontal	1000 – 10000	G13037192	Plug Antenna	Complies
921,50	Vertical	1000 – 10000	G13037193	Plug Antenna	Complies
927,95	Horizontal	1000 – 10000	G13037196	Plug Antenna	Complies
927,95	Vertical	1000 – 10000	G13037197	Plug Antenna	Complies



<i>Frequency (MHz)</i>	<i>Antenna</i>	<i>Frequency Range (MHz)</i>	<i>Graph(s)</i>	<i>Remarks</i>	<i>Result</i>
Worst case condition	Loop Antenna	9kHz – 30MHz	G13037164	Antenna with 5m cable	Complies

<i>Frequency (MHz)</i>	<i>Polarization</i>	<i>Frequency Range (MHz)</i>	<i>Graph(s)</i>	<i>Remarks</i>	<i>Result</i>
915,05	Horizontal	30 – 1000	G13037163	Antenna with 5m cable	Complies
915,05	Vertical	30 – 1000	G13037162	Antenna with 5m cable	Complies
921,50	Horizontal	30 – 1000	G13037160	Antenna with 5m cable	Complies
921,50	Vertical	30 – 1000	G13037161	Antenna with 5m cable	Complies
927,95	Horizontal	30 – 1000	G13037169	Antenna with 5m cable	Complies
927,95	Vertical	30 – 1000	G13037168	Antenna with 5m cable	Complies

<i>Frequency (MHz)</i>	<i>Polarization</i>	<i>Frequency Range (MHz)</i>	<i>Graph(s)</i>	<i>Remarks</i>	<i>Result</i>
915,05	Vertical	1000 – 10000	G130371100	Antenna with 5m cable	Complies
915,05	Horizontal	1000 – 10000	G130371101	Antenna with 5m cable	Complies
921,50	Horizontal	1000 – 10000	G130371102	Antenna with 5m cable	Complies
921,50	Vertical	1000 – 10000	G130371103	Antenna with 5m cable	Complies
927,95	Horizontal	1000 – 10000	G13037198	Antenna with 5m cable	Complies
927,95	Vertical	1000 – 10000	G13037199	Antenna with 5m cable	Complies



Spurious about EUT with Plug Antenna:

Nr. Harmonics	AV level (dB μ V/m)						AV Limits (dB μ V/m)	Remark
	915,05 MHz		921,5 MHz		927,95 MHz			
	Frequency	(dB μ V/m)	Frequency	(dB μ V/m)	Frequency	(dB μ V/m)		
II Harmonic	--	More than 15dB below limit	--	More than 15dB below limit	--	More than 15dB below limit	54,00	--
III Harmonic	2745,381700	50,1	2764,704713	50,2	2783,833333	50,0	54,00	--
IV Harmonic	--	More than 15dB below limit	--	More than 15dB below limit	--	More than 15dB below limit	54,00	--
V Harmonic	--	More than 15dB below limit	--	More than 15dB below limit	--	More than 15dB below limit	54,00	--
VI Harmonic	--	More than 15dB below limit	--	More than 15dB below limit	--	More than 15dB below limit	54,00	--
VII Harmonic	--	More than 15dB below limit	--	More than 15dB below limit	--	More than 15dB below limit	54,00	--
VIII Harmonic	7320,445200	48,0	7371,979412	47,8	7423,583333	46,9	54,00	--
IX Harmonic	--	More than 15dB below limit	--	More than 15dB below limit	--	More than 15dB below limit	54,00	--
X Harmonic	--	More than 15dB below limit	--	More than 15dB below limit	--	More than 15dB below limit	54,00	--

Measurement Uncertainty: ± 4 dB

Nr. Harmonics	PK level (dB μ V/m)						PK Limits (dB μ V/m)	Remark
	915,05 MHz		921,5 MHz		927,95 MHz			
	Frequency	(dB μ V/m)	Frequency	(dB μ V/m)	Frequency	(dB μ V/m)		
II Harmonic	--	More than 15dB below limit	--	More than 15dB below limit	--	More than 15dB below limit	74,00	--
III Harmonic	2745,381700	55,3	2764,704713	54,9	2783,833333	54,6	74,00	--
IV Harmonic	--	More than 15dB below limit	--	More than 15dB below limit	--	More than 15dB below limit	74,00	--
V Harmonic	--	More than 15dB below limit	--	More than 15dB below limit	--	More than 15dB below limit	74,00	--
VI Harmonic	--	More than 15dB below limit	--	More than 15dB below limit	--	More than 15dB below limit	74,00	--
VII Harmonic	--	More than 15dB below limit	--	More than 15dB below limit	--	More than 15dB below limit	74,00	--
VIII Harmonic	7320,445200	55,8	7371,979412	55,3	7423,583333	55,5	74,00	--
IX Harmonic	--	More than 15dB below limit	--	More than 15dB below limit	--	More than 15dB below limit	74,00	--
X Harmonic	--	More than 15dB below limit	--	More than 15dB below limit	--	More than 15dB below limit	74,00	--

Measurement Uncertainty: ± 4 dB



Spurious about EUT with Antenna with 5m cable:

Nr. Harmonics	AV level (dB μ V/m)						AV Limits (dB μ V/m)	Remark
	915,05 MHz		921,5 MHz		927,95 MHz			
	Frequency	(dB μ V/m)	Frequency	(dB μ V/m)	Frequency	(dB μ V/m)		
II Harmonic	--	More than 15dB below limit	--	More than 15dB below limit	--	More than 15dB below limit	54,00	--
III Harmonic	2745,335600	48,0	2764,686912	48,1	2784,038329	48,3	54,00	--
IV Harmonic	3660,16800	48,2	3685,940418	47,9	3711,760251	48,5	54,00	--
V Harmonic	--	More than 15dB below limit	--	More than 15dB below limit	--	More than 15dB below limit	54,00	--
VI Harmonic	--	More than 15dB below limit	--	More than 15dB below limit	--	More than 15dB below limit	54,00	--
VII Harmonic	--	More than 15dB below limit	--	More than 15dB below limit	--	More than 15dB below limit	54,00	--
VIII Harmonic	7320,471600	49,7	7372,072108	50,0	7423,672607	49,9	54,00	--
IX Harmonic	--	More than 15dB below limit	--	More than 15dB below limit	--	More than 15dB below limit	54,00	--
X Harmonic	--	More than 15dB below limit	--	More than 15dB below limit	--	More than 15dB below limit	54,00	--

Measurement Uncertainty: ± 4 dB

Nr. Harmonics	PK level (dB μ V/m)						PK Limits (dB μ V/m)	Remark
	915,05 MHz		921,5 MHz		927,95 MHz			
	Frequency	(dB μ V/m)	Frequency	(dB μ V/m)	Frequency	(dB μ V/m)		
II Harmonic	--	More than 15dB below limit	--	More than 15dB below limit	--	More than 15dB below limit	74,00	--
III Harmonic	2745,335600	54,7	2764,686912	54,5	2784,038329	53,9	74,00	--
IV Harmonic	3660,16800	55,0	3685,940418	55,0	3711,760251	55,1	74,00	--
V Harmonic	--	More than 15dB below limit	--	More than 15dB below limit	--	More than 15dB below limit	74,00	--
VI Harmonic	--	More than 15dB below limit	--	More than 15dB below limit	--	More than 15dB below limit	74,00	--
VII Harmonic	--	More than 15dB below limit	--	More than 15dB below limit	--	More than 15dB below limit	74,00	--
VIII Harmonic	7320,471600	56,6	7372,072108	56,2	7423,672607	56,8	74,00	--
IX Harmonic	--	More than 15dB below limit	--	More than 15dB below limit	--	More than 15dB below limit	74,00	--
X Harmonic	--	More than 15dB below limit	--	More than 15dB below limit	--	More than 15dB below limit	74,00	--

Measurement Uncertainty: ± 4 dB



CMC
Centro Misure Compatibilità S.r.l.
Via dell' Elettronica, 12/C
36016 Thiene (VI)

Remarks

EUT was tested in 3 orthogonal planes. In results table are reported the worst case.

Reference documents

See clause 8 of this test report


Test equipment used (Id number – see clause 6 of this test report)

CMC S108, CMC S124, CMC S127, CMC S136, CMC S164

Measurement uncertainty: See clause 7 of this test report

Result

The requirements are met



CMC Centro Misure Compatibilità S.r.l.



11.10 Radiated Spurious (Receiver)

Test configuration and test method

Test site Semi-anechoic chamber
 Auxiliary equipment See clause 4 of this test report

Environmental conditions

Temperature 22 °C Atmospheric pressure 100 kPa Relative humidity 48 %

Test set-up and execution

- FCC Rules and Regulation; Titles 47 Part 15.209
- DA 00-705, march 30, 2000
- RSS-210 Annex 8
- Internal Procedure PM001
- See clause 4 of this test report

Test specification

Port: Antenna;

EUT exercising

See clause 4 of this test report

Acceptance limits

In any 100kHz bandwidth outside the frequency band at least 20dB below the highest level of the desired power. In addition, radiated emissions which fall in the restricted bands, as defined in cl. 15.205(a), must also comply with the radiated emission limits specified in cl. 15.209(a) (see cl.15.205(c)).

Result

Frequency (MHz)	Polarization	Frequency Range (MHz)	Graph(s)	Remarks	Result
915,05	Vertical	30 – 1000	G130371112	Plug Antenna	Complies
915,05	Horizontal	30 – 1000	G130371113	Plug Antenna	Complies
921,50	Horizontal	30 – 1000	G130371114	Plug Antenna	Complies
921,50	Vertical	30 – 1000	G130371115	Plug Antenna	Complies
927,95	Horizontal	30 – 1000	G130371110	Plug Antenna	Complies
927,95	Vertical	30 – 1000	G130371111	Plug Antenna	Complies

Frequency (MHz)	Polarization	Frequency Range (GHz)	Graph(s)	Remarks	Result
915,05	Horizontal	1 - 10	G13037180	Plug Antenna	Complies
915,05	Vertical	1 – 10	G13037181	Plug Antenna	Complies
921,50	Horizontal	1 – 10	G13037183	Plug Antenna	Complies
921,50	Vertical	1 – 10	G13037182	Plug Antenna	Complies
927,95	Horizontal	1 – 10	G13037184	Plug Antenna	Complies
927,95	Vertical	1 - 10	G13037185	Plug Antenna	Complies



Frequency (MHz)	Polarization	Frequency Range (MHz)	Graph(s)	Remarks	Result
915,05	Horizontal	30 – 1000	G130371106	Antenna with 5m cable	Complies
915,05	Vertical	30 – 1000	G130371107	Antenna with 5m cable	Complies
921,50	Vertical	30 – 1000	G130371104	Antenna with 5m cable	Complies
921,50	Horizontal	30 – 1000	G130371105	Antenna with 5m cable	Complies
927,95	Vertical	30 – 1000	G130371108	Antenna with 5m cable	Complies
927,95	Horizontal	30 – 1000	G130371109	Antenna with 5m cable	Complies

Frequency (MHz)	Polarization	Frequency Range (GHz)	Graph(s)	Remarks	Result
915,05	Horizontal	1 - 10	G13037191	Antenna with 5m cable	Complies
915,05	Vertical	1 – 10	G13037190	Antenna with 5m cable	Complies
921,50	Horizontal	1 – 10	G13037188	Antenna with 5m cable	Complies
921,50	Vertical	1 – 10	G13037189	Antenna with 5m cable	Complies
927,95	Horizontal	1 – 10	G13037187	Antenna with 5m cable	Complies
927,95	Vertical	1 - 10	G13037186	Antenna with 5m cable	Complies

Remarks

EUT was tested in 3 orthogonal planes. In results table are reported the worst case.

Reference documents

See clause 8 of this test report

Test equipment used (Id number – see clause 6 of this test report)

CMC S108, CMC S124, CMC S127, CMC S136, CMC S164

Measurement uncertainty: See clause 7 of this test report

Result

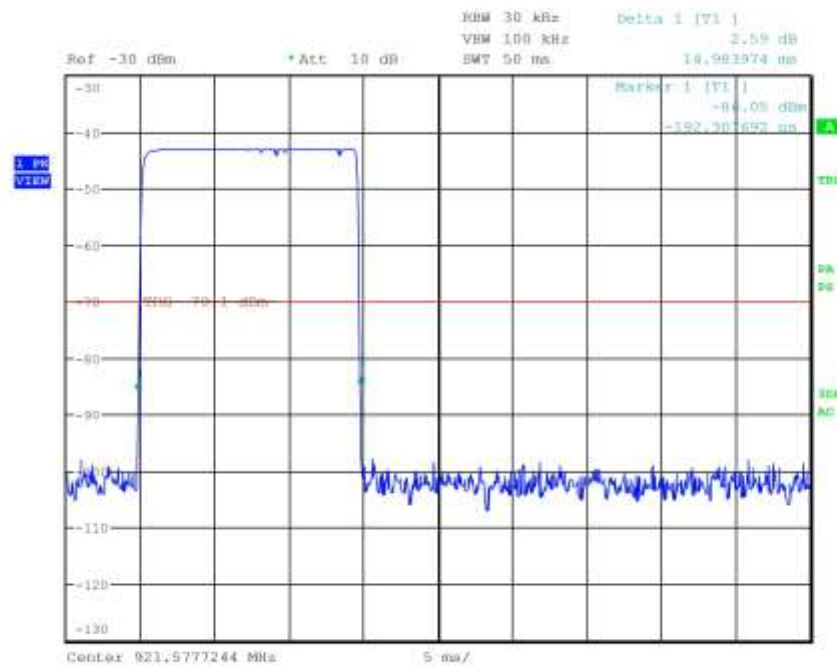
The requirements are met



12. Graphs and Tables

G13037105

Meas Type
Equipment under Test
Manufacturer
OP Condition
Operator Bertezolo 13037105
Test Spec

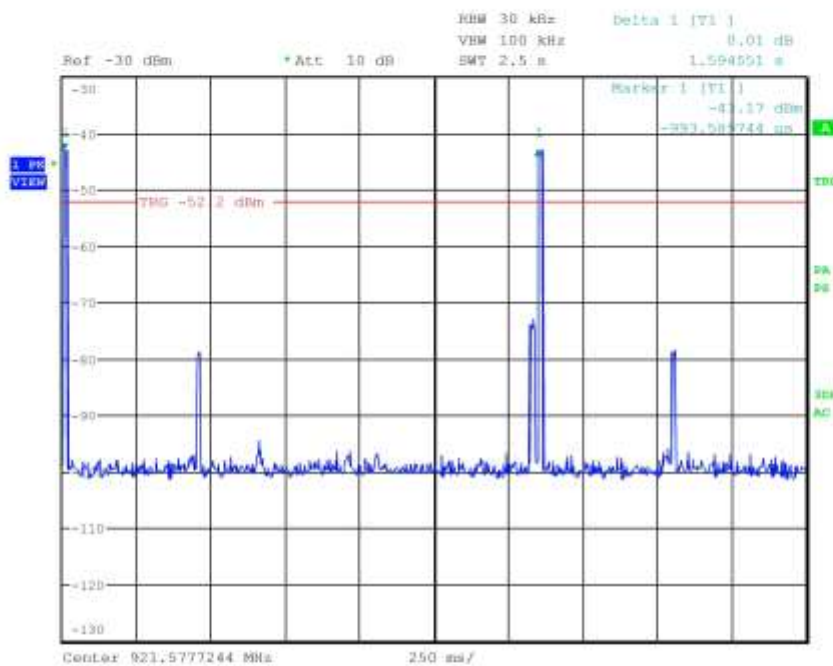


CMC Centro Misure Compatibilità S.r.l.



G13037106

Meas Type
Equipment under Test
Manufacturer
OP Condition
Operator Bertezolo 13037106
Test Spec



CMC Centro Misure Compatibilità S.r.l.



CMC
Centro Misure Compatibilità S.r.l.
Via dell' Elettronica, 12/C
36016 Thiene (VI)

G130371



CMC Centro Misure Compatibilità S.r.l.



G13037127

Meas Type Emission
Equipment under Test
Manufacturer
OP Condition No Hopping - Fmin - 1 radio - Plug Antenna
Operator Bertezolo 13037127
Test Spec
Vert



CMC Centro Misure Compatibilità S.r.l.



G13037128

Meas Type Emission
Equipment under Test
Manufacturer
OP Condition No Hopping - Fmin - 1 radio - Plug Antenna
Operator Bertezolo 13037128
Test Spec
Horiz



CMC Centro Misure Compatibilità S.r.l.



G13037129

Meas Type Emission
Equipment under Test
Manufacturer
OP Condition No Hopping - Fmed - 1 radio - Plug Antenna
Operator Bertezolo 13037129
Test Spec
Horiz



CMC Centro Misure Compatibilità S.r.l.



G13037130

Meas Type Emission
Equipment under Test
Manufacturer
OP Condition No Hopping - Fmed - 1 radio - Plug Antenna
Operator Bertezolo 13037130
Test Spec
Vert

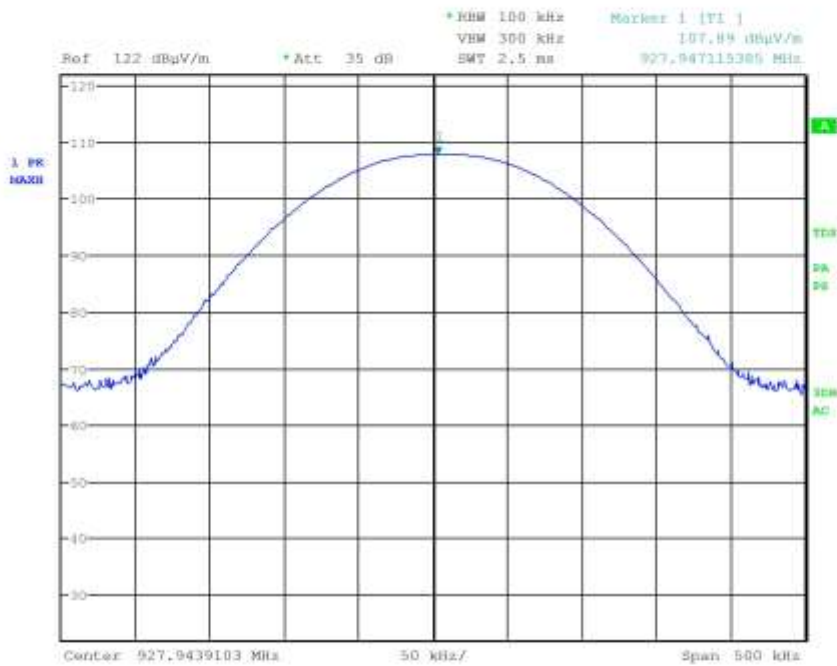


CMC Centro Misure Compatibilità S.r.l.



G13037131

Meas Type Emission
Equipment under Test
Manufacturer
OP Condition No Hopping - Fmax - 1 radio - Plug Antenna
Operator Bertezolo 13037131
Test Spec
Vert

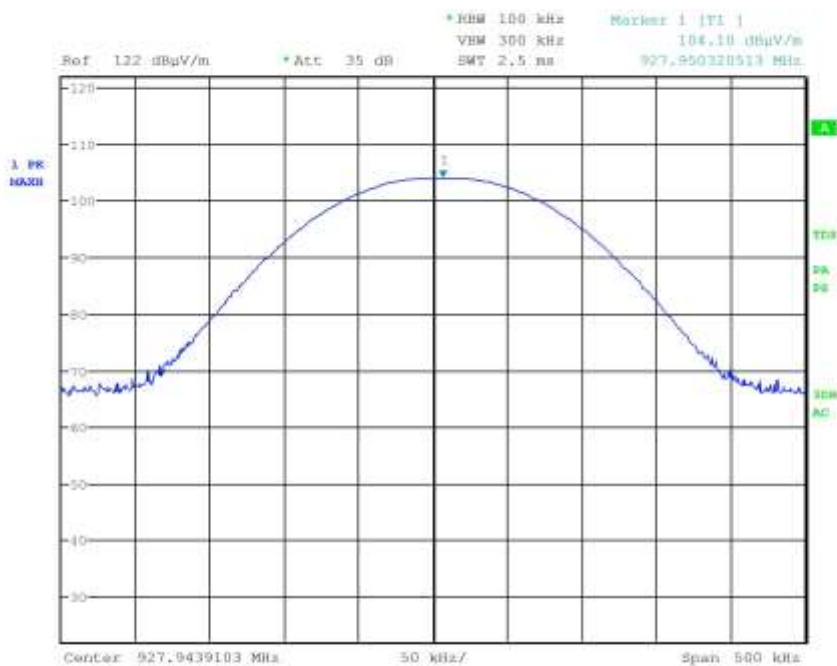


CMC Centro Misure Compatibilità S.r.l.



G13037132

Meas Type Emission
Equipment under Test
Manufacturer
OP Condition No Hopping - Fmax - 1 radio - Plug Antenna
Operator Bertezolo 13037132
Test Spec
Horiz

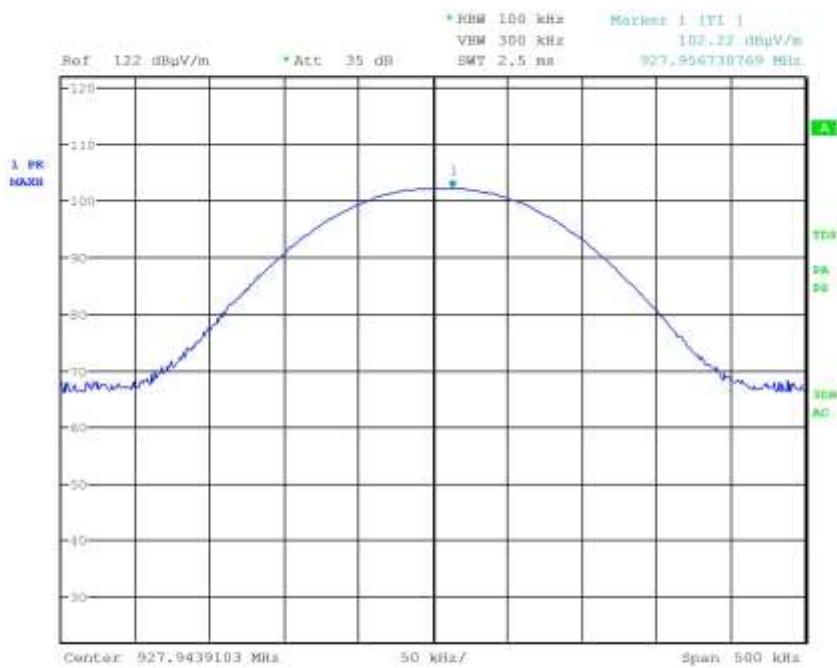


CMC Centro Misure Compatibilità S.r.l.



G13037133

Meas Type Emission
Equipment under Test
Manufacturer
OP Condition No Hopping - Fmax - 1 radio - 5m Antenna
Operator Bertezolo 13037133
Test Spec
Horiz

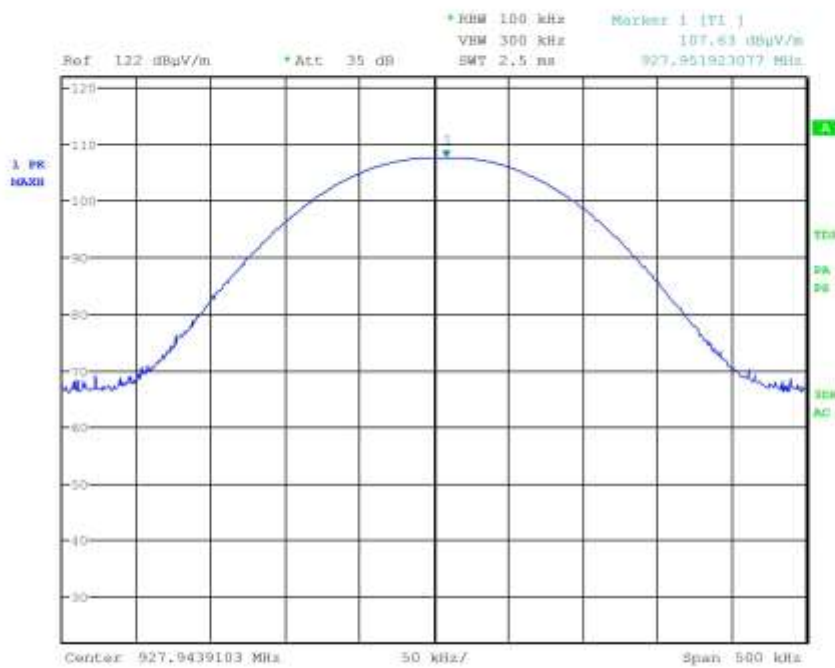


CMC Centro Misure Compatibilità S.r.l.



G13037134

Meas Type Emission
Equipment under Test
Manufacturer
OP Condition No Hopping - Fmax - 1 radio - 5m Antenna
Operator Bertezolo 13037134
Test Spec
Vert



CMC Centro Misure Compatibilità S.r.l.



G13037135

Meas Type Emission
Equipment under Test
Manufacturer
OP Condition No Hopping - Fmed - 1 radio - 5m Antenna
Operator Bertezolo 13037135
Test Spec
Vert

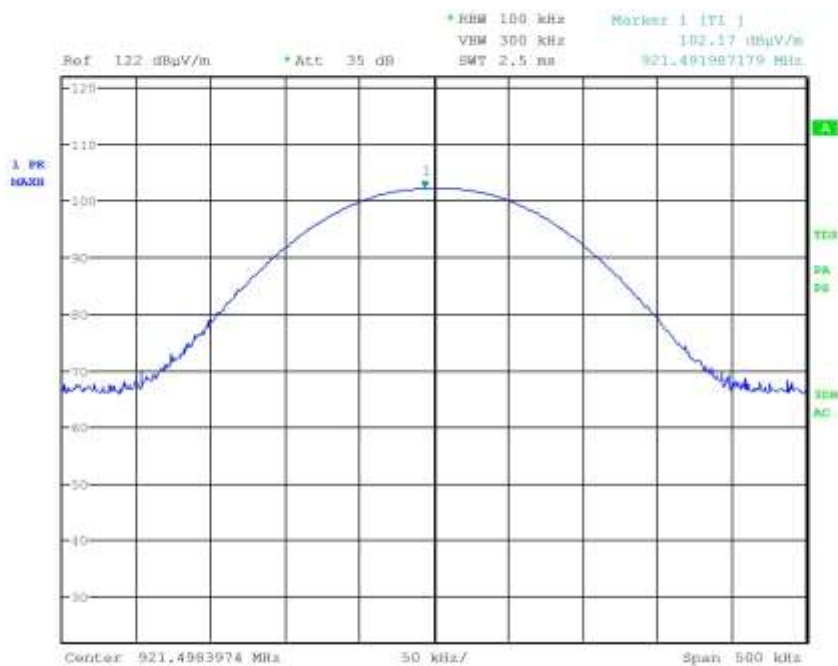


CMC Centro Misure Compatibilità S.r.l.



G13037136

Meas Type Emission
Equipment under Test
Manufacturer
OP Condition No Hopping - Fmed - 1 radio - 5m Antenna
Operator Bertezolo 13037136
Test Spec
Horiz

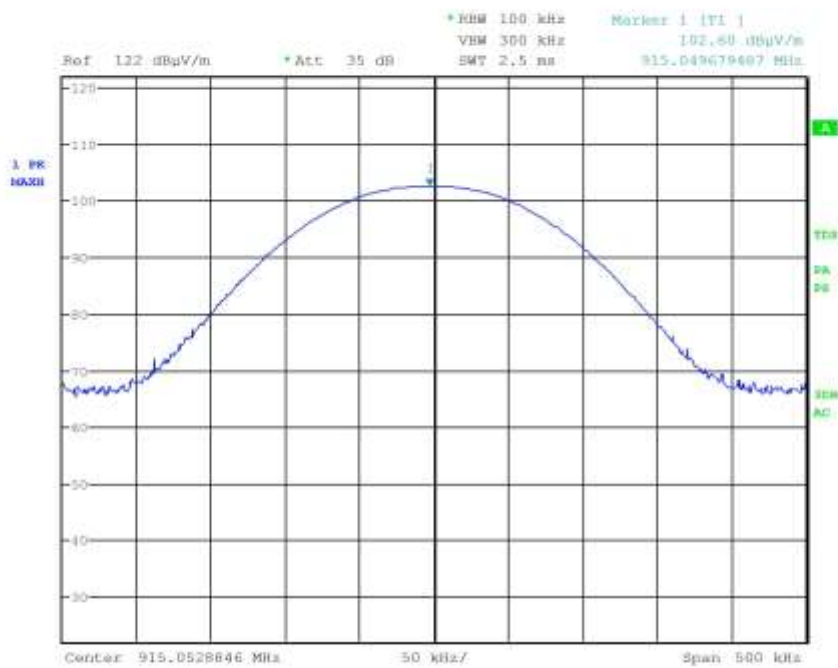


CMC Centro Misure Compatibilità S.r.l.



G13037137

Meas Type Emission
Equipment under Test
Manufacturer
OP Condition No Hopping - Fmin - 1 radio - 5m Antenna
Operator Bertezolo 13037137
Test Spec
Horiz

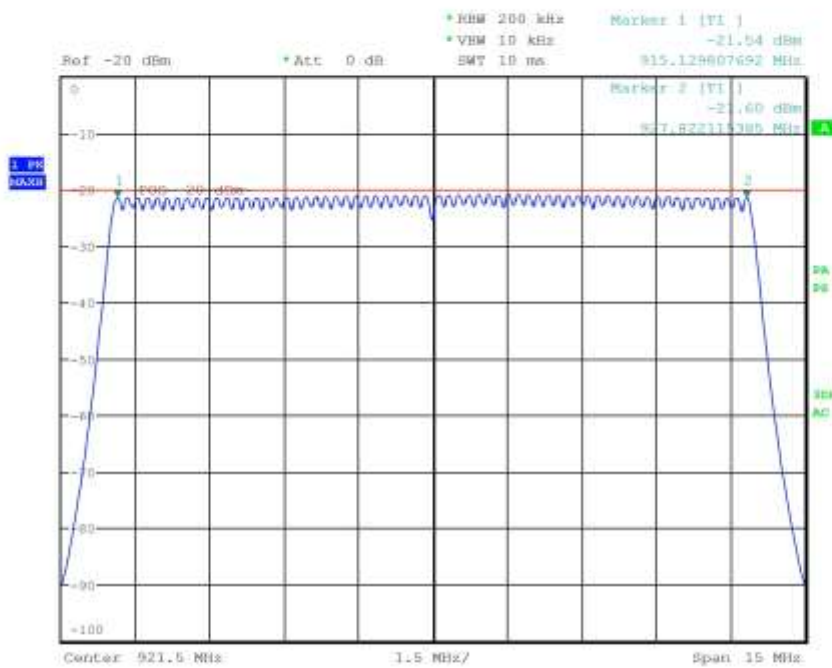


CMC Centro Misure Compatibilità S.r.l.



G13037138

Meas Type Emission
Equipment under Test
Manufacturer
OP Condition Hopping - 1 radio
Operator Bertezolo 13037139
Test Spec

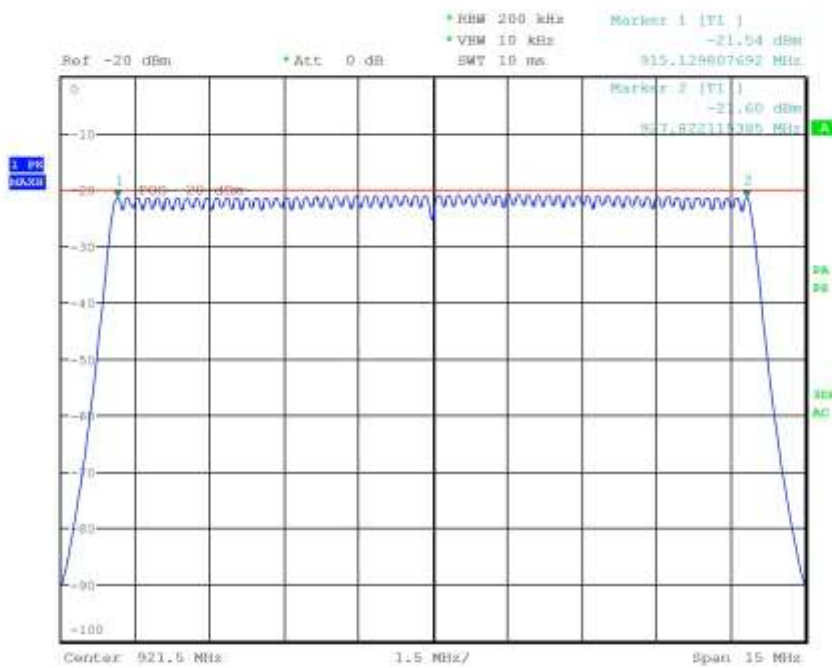


CMC Centro Misure Compatibilità S.r.l.



G13037139

Meas Type Emission
Equipment under Test
Manufacturer
OP Condition Hopping - 1 radio
Operator Bertezolo 13037139
Test Spec

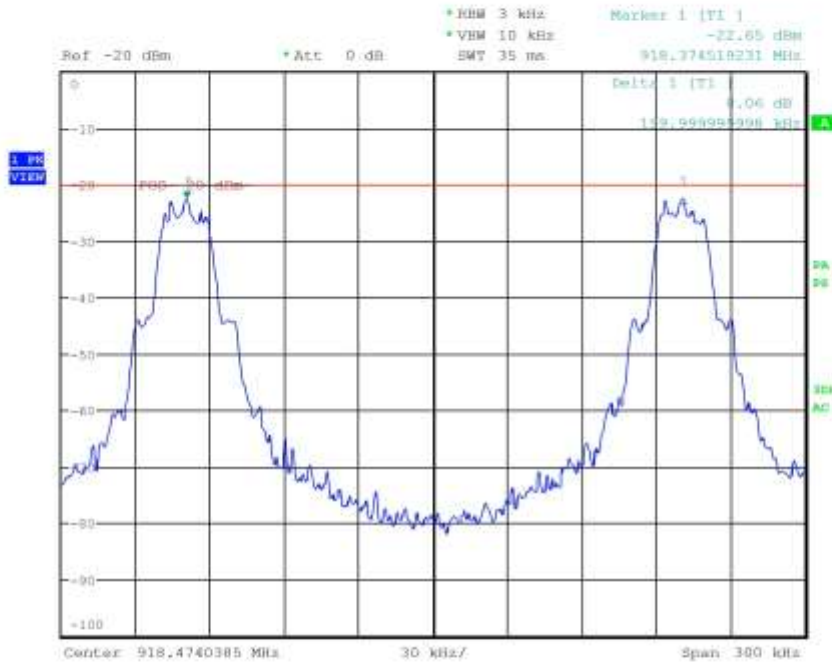


CMC Centro Misure Compatibilità S.r.l.



G13037140

Meas Type Emission
Equipment under Test
Manufacturer
OP Condition Hopping - 1 radio
Operator Bertezzo 13037140
Test Spec

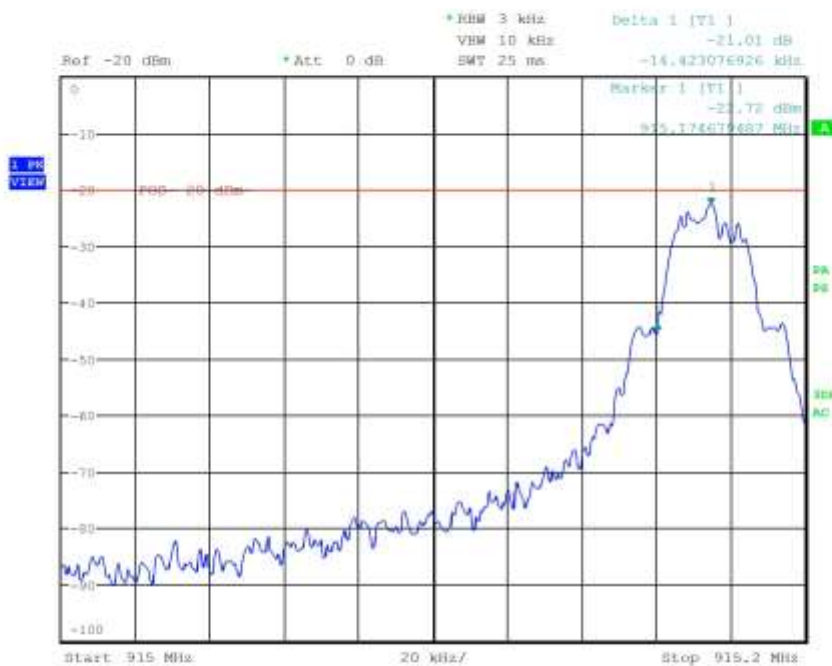


CMC Centro Misure Compatibilità S.r.l.



G13037143

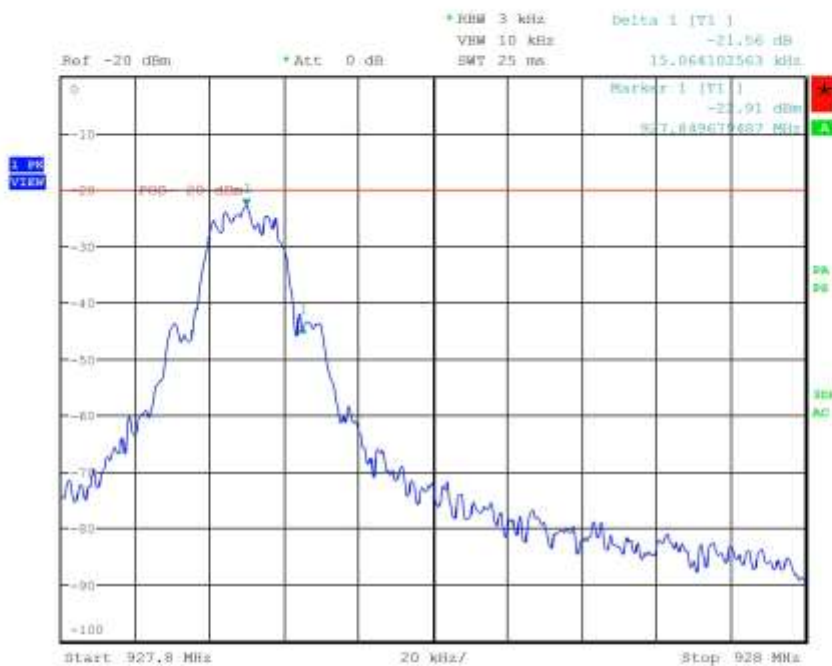
Meas Type Emission
Equipment under Test
Manufacturer
OP Condition Hopping - 1 radio
Operator Bertezolo 13037143
Test Spec





G13037144

Meas Type Emission
Equipment under Test
Manufacturer
OP Condition Hopping - 1 radio
Operator Bertezolo 13037144
Test Spec

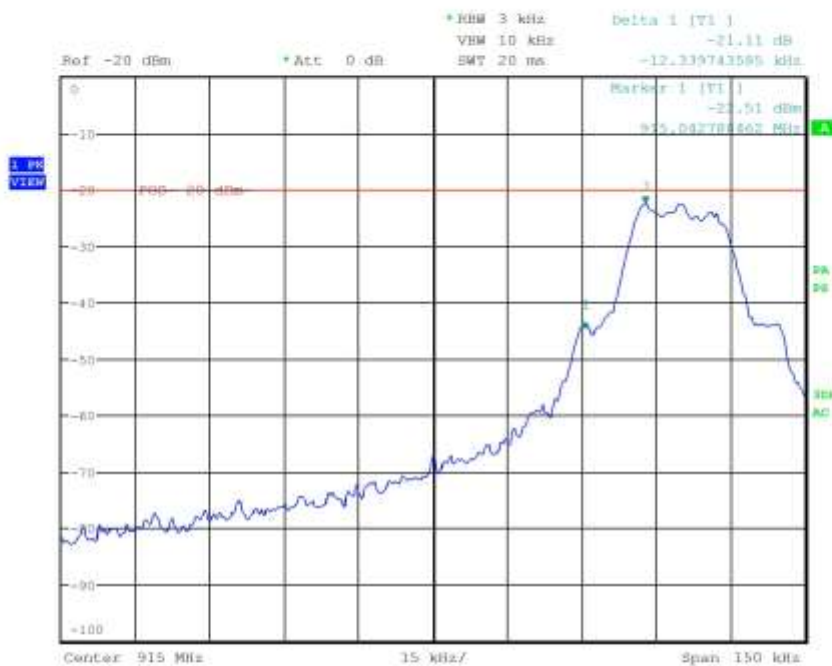


CMC Centro Misure Compatibilità S.r.l.



G13037147

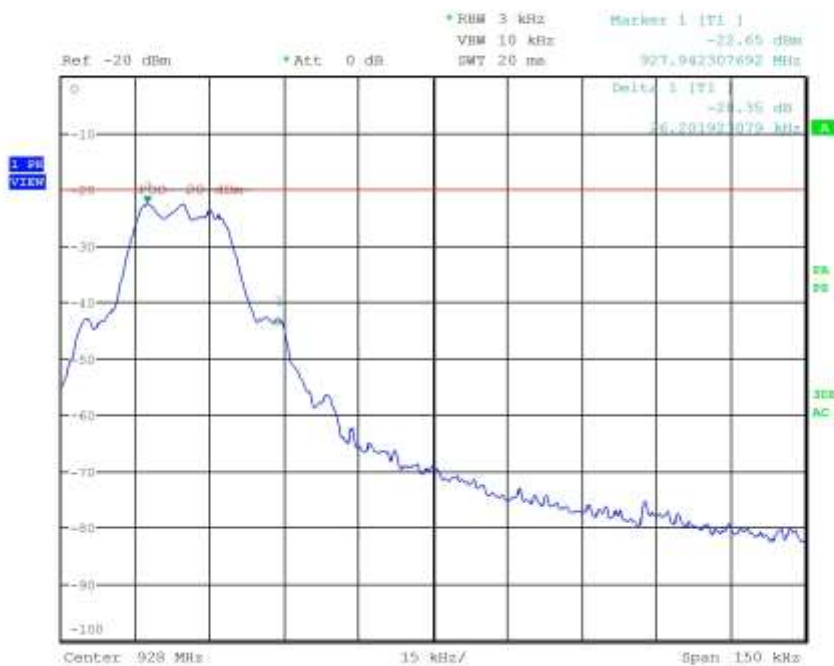
Meas Type Emission
Equipment under Test
Manufacturer
OP Condition NO Hopping - 1 radio
Operator Bertezolo 13037147
Test Spec





G13037148

Meas Type Emission
Equipment under Test
Manufacturer
OP Condition NO Hopping - 1 radio
Operator Bertezolo 13037148
Test Spec

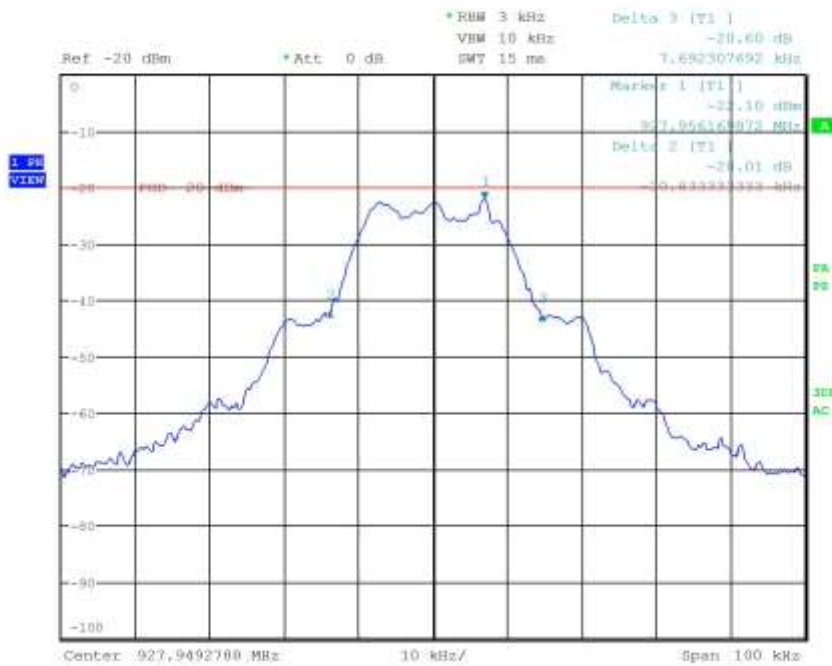


CMC Centro Misure Compatibilità S.r.l.



G13037149

Meas Type Emission
Equipment under Test
Manufacturer
OP Condition NO Hopping - 1 radio
Operator Bertezzo 13037149
Test Spec

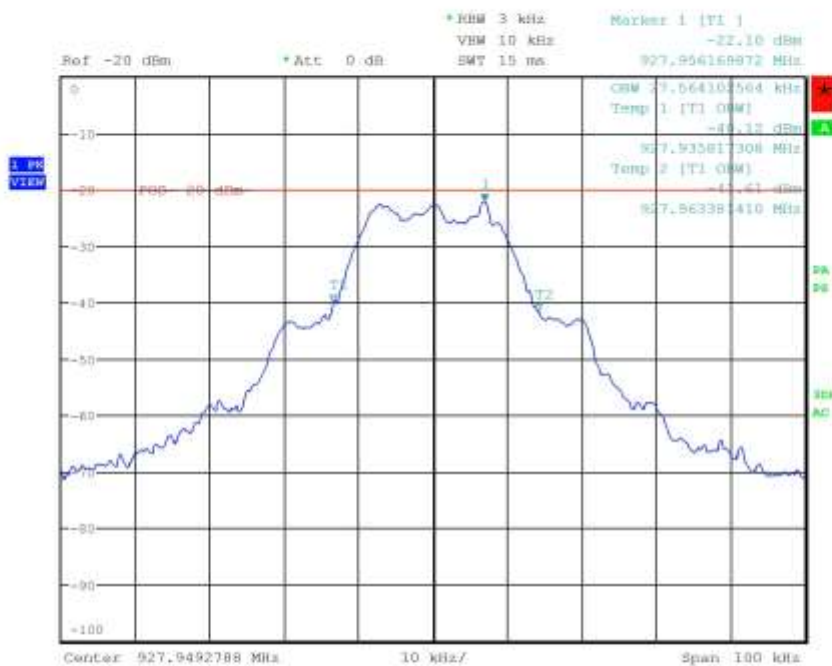


CMC Centro Misure Compatibilità S.r.l.



G13037150

Meas Type Emission
Equipment under Test
Manufacturer
OP Condition NO Hopping - 1 radio
Operator Bertezolo 13037150
Test Spec

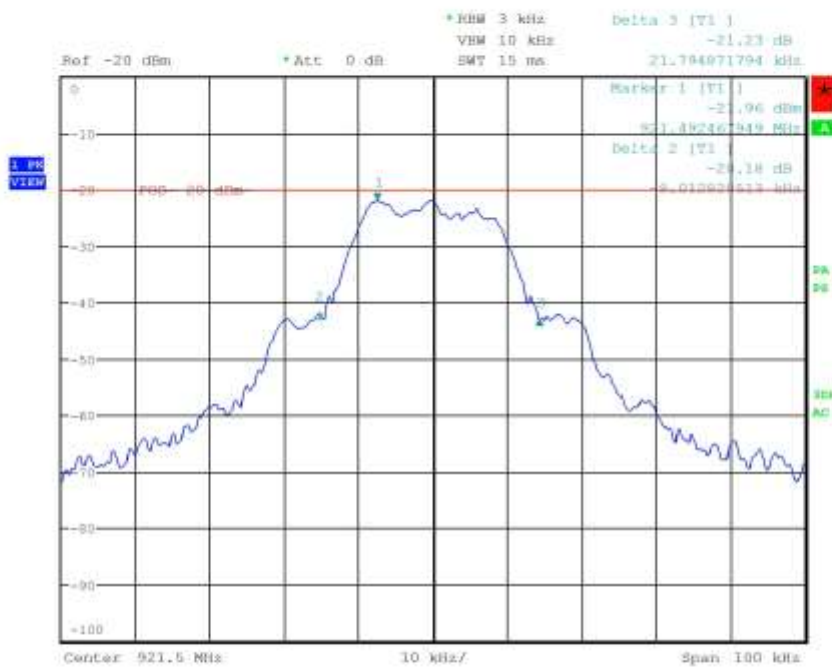


CMC Centro Misure Compatibilità S.r.l.



G13037151

Meas Type Emission
Equipment under Test
Manufacturer
OP Condition NO Hopping - 1 radio
Operator Bertezolo 13037151
Test Spec

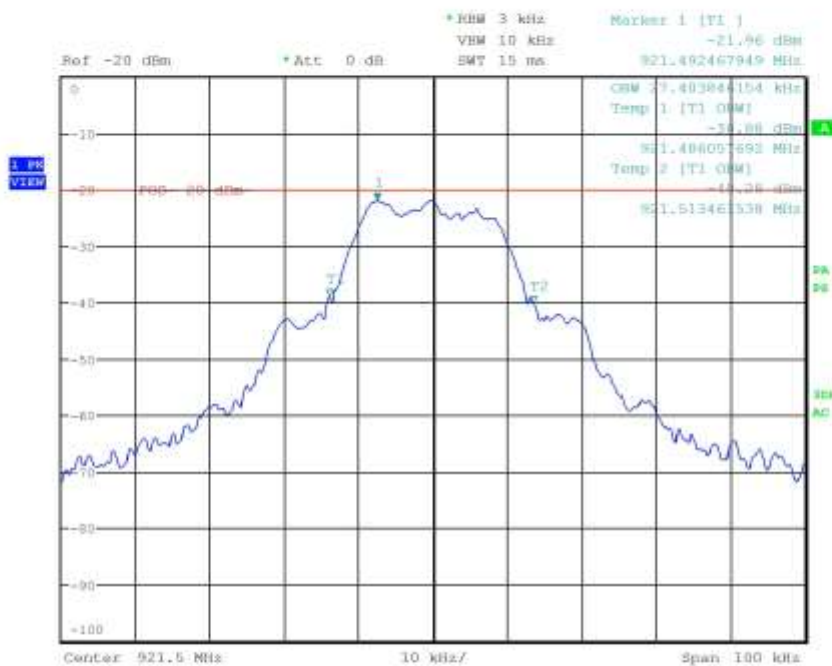


CMC Centro Misure Compatibilità S.r.l.



G13037152

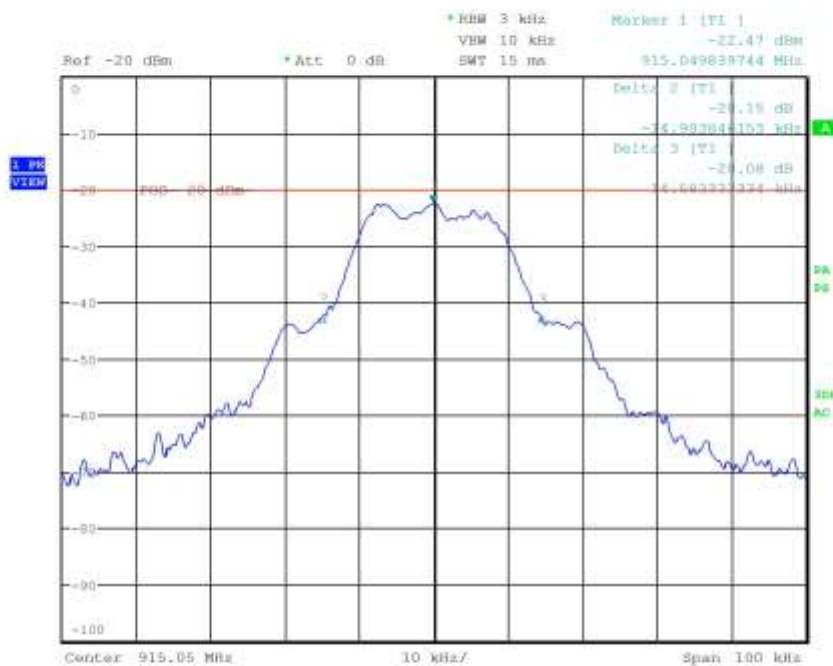
Meas Type Emission
Equipment under Test
Manufacturer
OP Condition NO Hopping - 1 radio
Operator Bertezolo 13037152
Test Spec





G13037153

Meas Type Emission
Equipment under Test
Manufacturer
OP Condition NO Hopping - 1 radio
Operator Bertezolo 13037152
Test Spec

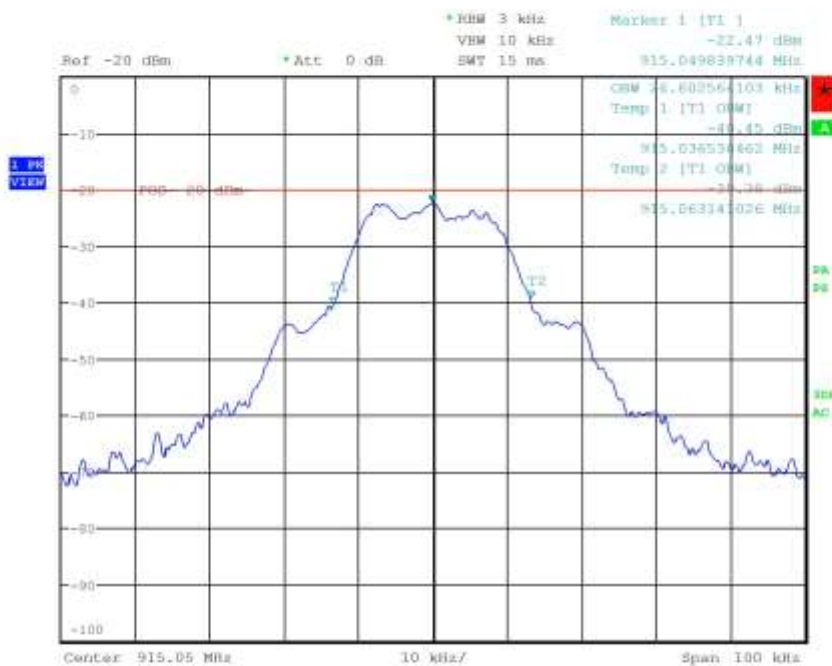


CMC Centro Misure Compatibilità S.r.l.



G13037154

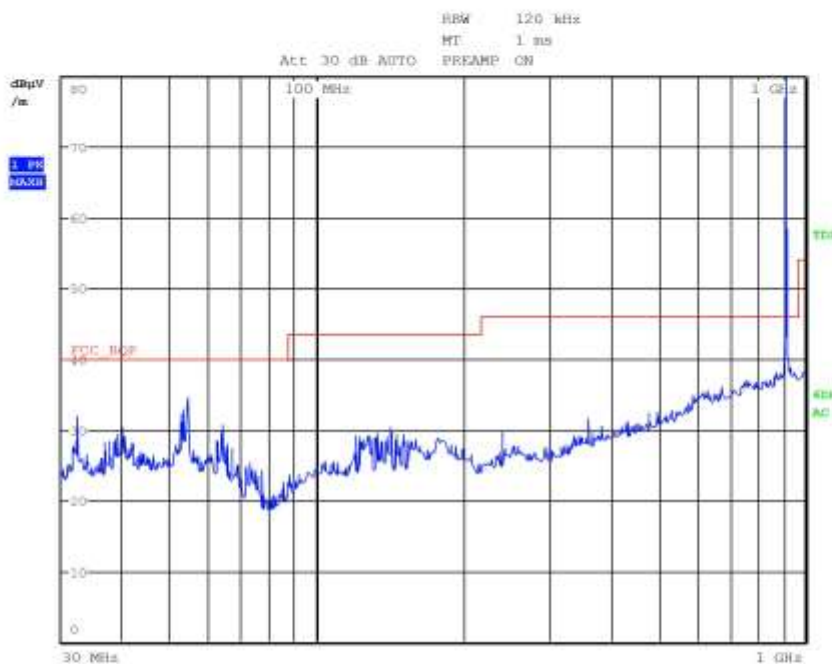
Meas Type Emission
Equipment under Test
Manufacturer
OP Condition NO Hopping - 1 radio
Operator Bertezolo 13037153
Test Spec





G13037156

Meas Type Emission
Equipment under Test
Manufacturer
OP Condition NO Hopping - 1 radio Fmin - PLUG Antenna
Operator Bertezolo 13037156
Test Spec
Vert



Final Measurement

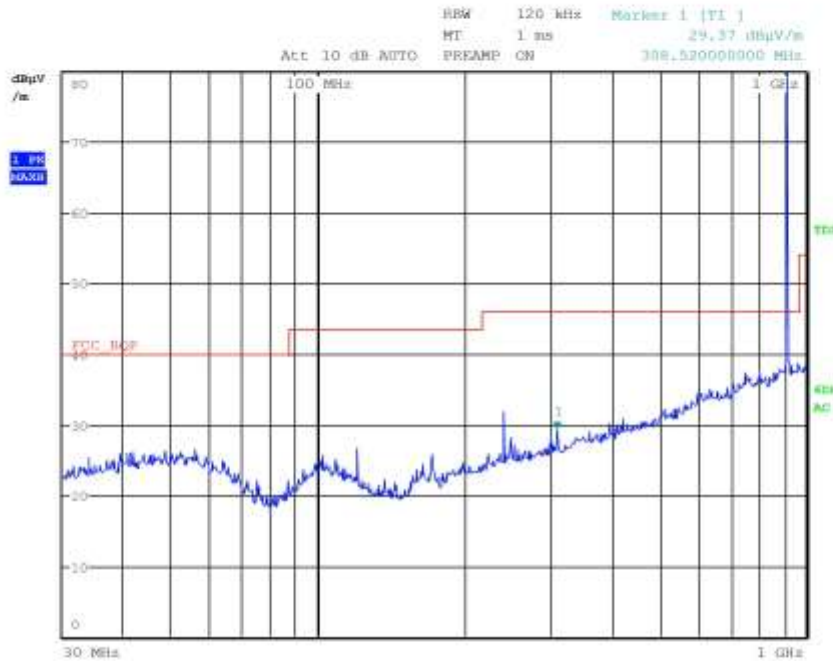
Meas Time: 1 s
Margin: 6 dB
Subranges: 0

CMC Centro Misure Compatibilità S.r.l.



G13037157

Meas Type Emission
Equipment under Test
Manufacturer
OP Condition Fmin - 1 radio -Plug Antenna
Operator Bertezolo 13037157
Test Spec
Horiz



Final Measurement

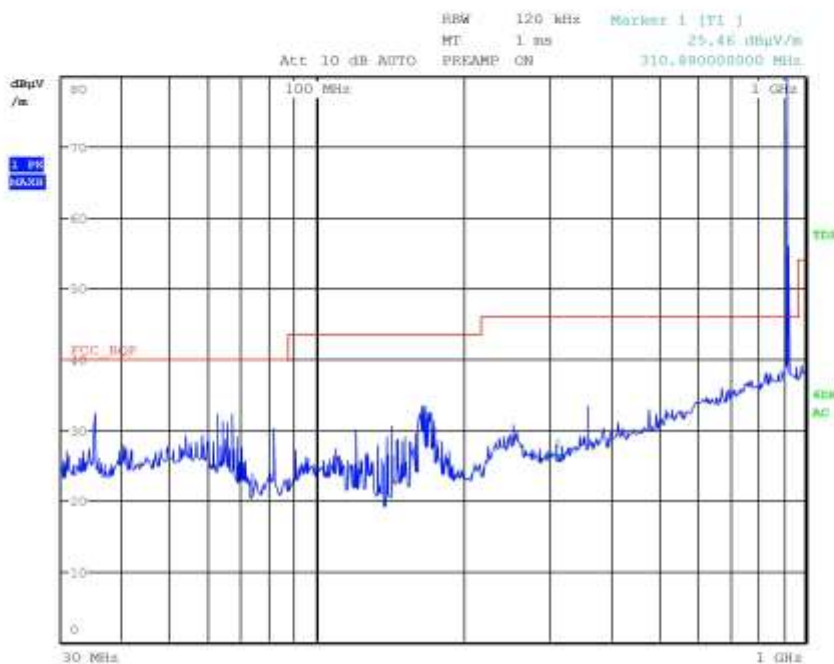
Meas Time: 1 s
Margin: 6 dB
Subranges: 0

CMC Centro Misure Compatibilità S.r.l.



G13037158

Meas Type Emission
Equipment under Test
Manufacturer
OP Condition Fmed - 1 radio -Plug Antenna
Operator Bertezolo 13037158
Test Spec
Vert



Final Measurement

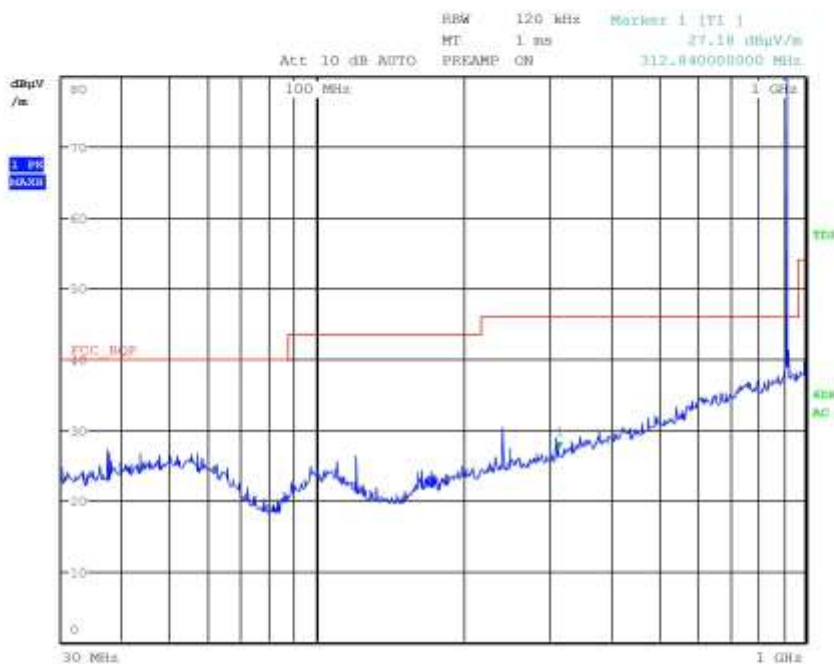
Meas Time: 1 s
Margin: 6 dB
Subranges: 0

CMC Centro Misure Compatibilità S.r.l.



G13037159

Meas Type Emission
Equipment under Test
Manufacturer
OP Condition Fmed - 1 radio -Plug Antenna
Operator Bertezolo 13037159
Test Spec
Horiz



Final Measurement

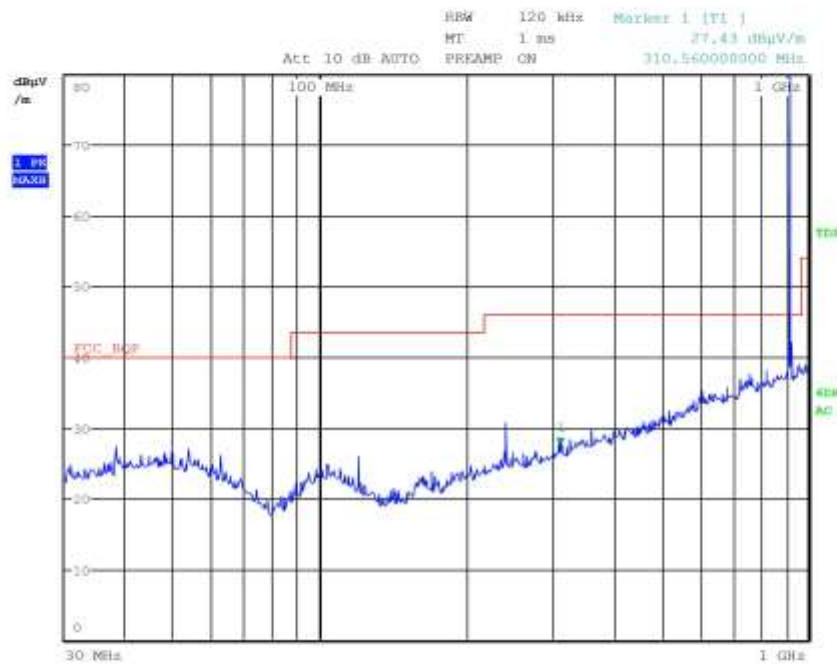
Meas Time: 1 s
Margin: 6 dB
Subranges: 0

CMC Centro Misure Compatibilità S.r.l.



G13037160

Meas Type Emission
Equipment under Test
Manufacturer
OP Condition Fmed - 1 radio -5m Antenna
Operator Bertezolo 13037160
Test Spec
Horiz



Final Measurement

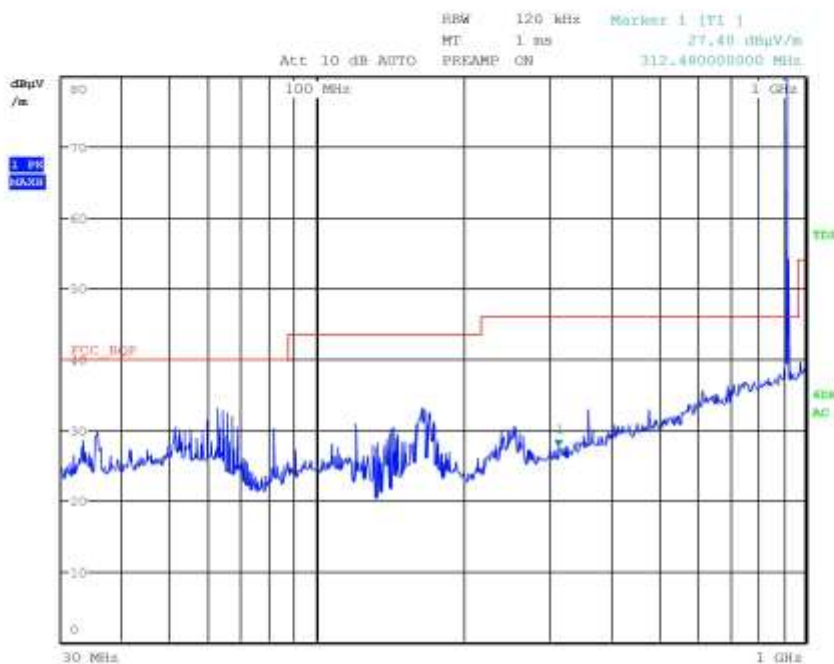
Meas Time: 1 s
Margin: 6 dB
Subranges: 0

CMC Centro Misure Compatibilità S.r.l.



G13037161

Meas Type Emission
Equipment under Test
Manufacturer
OP Condition Fmed - 1 radio -5m Antenna
Operator Bertezolo 13037161
Test Spec
Vert



Final Measurement

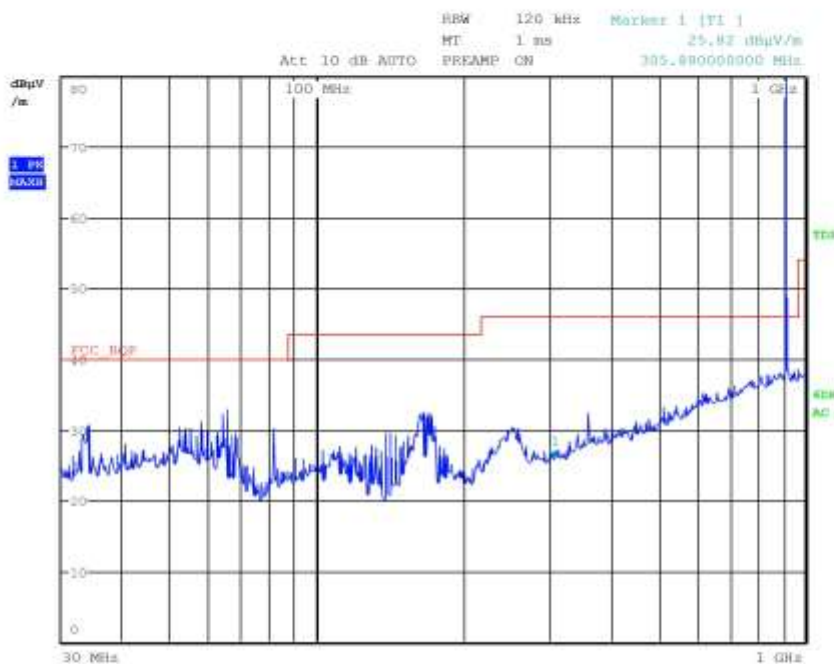
Meas Time: 1 s
Margin: 6 dB
Subranges: 0

CMC Centro Misure Compatibilità S.r.l.



G13037162

Meas Type Emission
Equipment under Test
Manufacturer
OP Condition Fmin - 1 radio -5m Antenna
Operator Bertezolo 13037162
Test Spec
Vert



Final Measurement

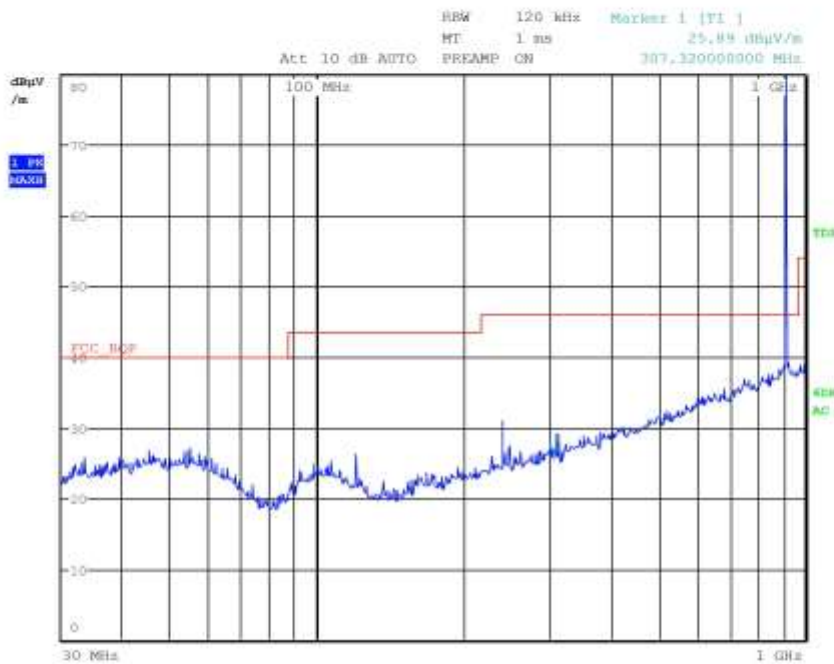
Meas Time: 1 s
Margin: 6 dB
Subranges: 0

CMC Centro Misure Compatibilità S.r.l.



G13037163

Meas Type Emission
Equipment under Test
Manufacturer
OP Condition Fmin - 1 radio -5m Antenna
Operator Bertezolo 13037163
Test Spec
Horiz



Final Measurement

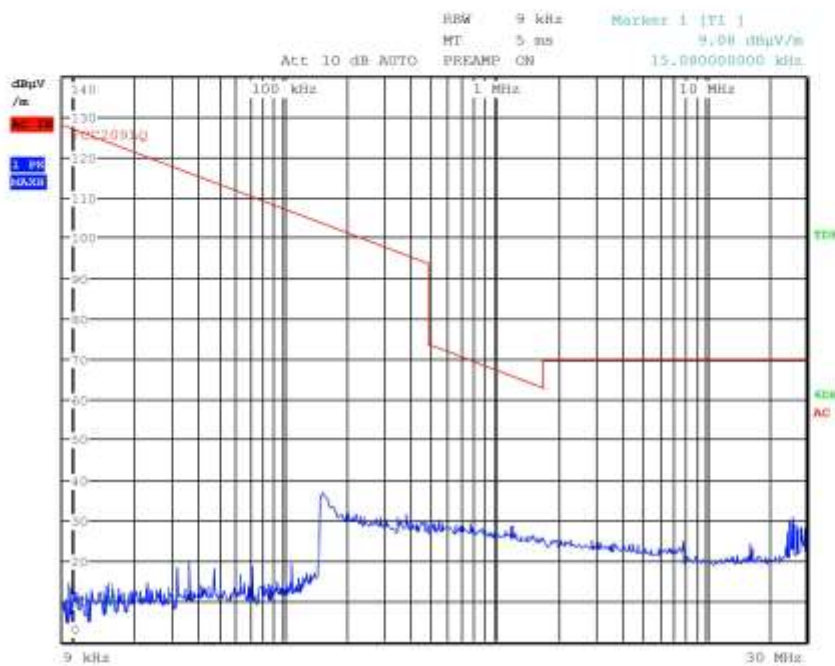
Meas Time: 1 s
Margin: 6 dB
Subranges: 0

CMC Centro Misure Compatibilità S.r.l.



G13037164

Meas Type Emission
Equipment under Test
Manufacturer
OP Condition Fmed - 1 radio -5m Antenna
Operator Bertezolo 13037164
Test Spec
 Loop



Final Measurement

Meas Time: 1 s
 Margin: 6 dB
 Subranges: 2

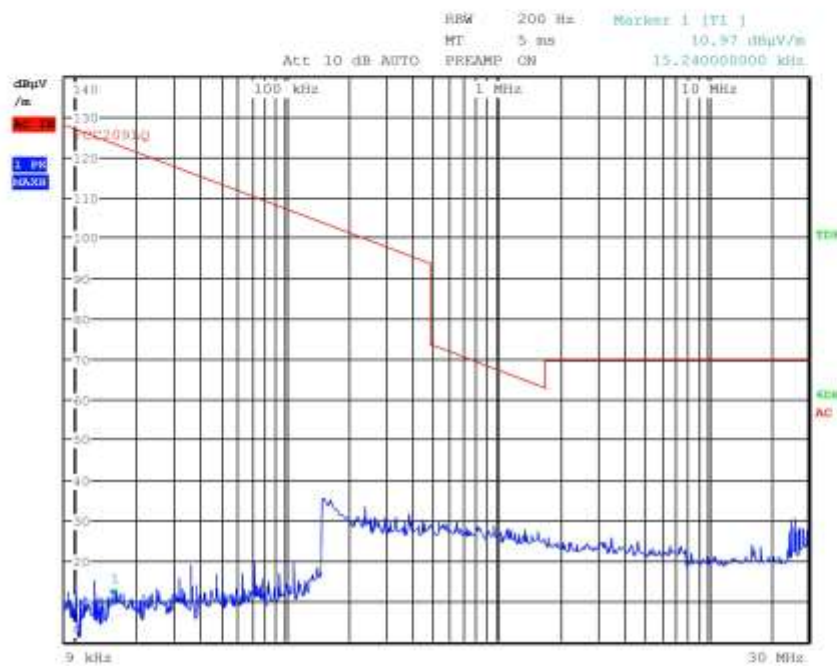
Trace	Frequency	Level (dBµV/m)	Detector	Delta Limit/dB
1	98.200000000 MHz	38.45	Quasi Peak	-11.55
1	168.120000000 MHz	35.51	Quasi Peak	-14.49

CMC Centro Misure Compatibilità S.r.l.



G13037165

Meas Type Emission
Equipment under Test
Manufacturer
OP Condition Fmed - 1 radio -plug Antenna
Operator Bertezolo 13037165
Test Spec
 Loop



Final Measurement

Meas Time: 1 s
 Margin: 6 dB
 Subranges: 2

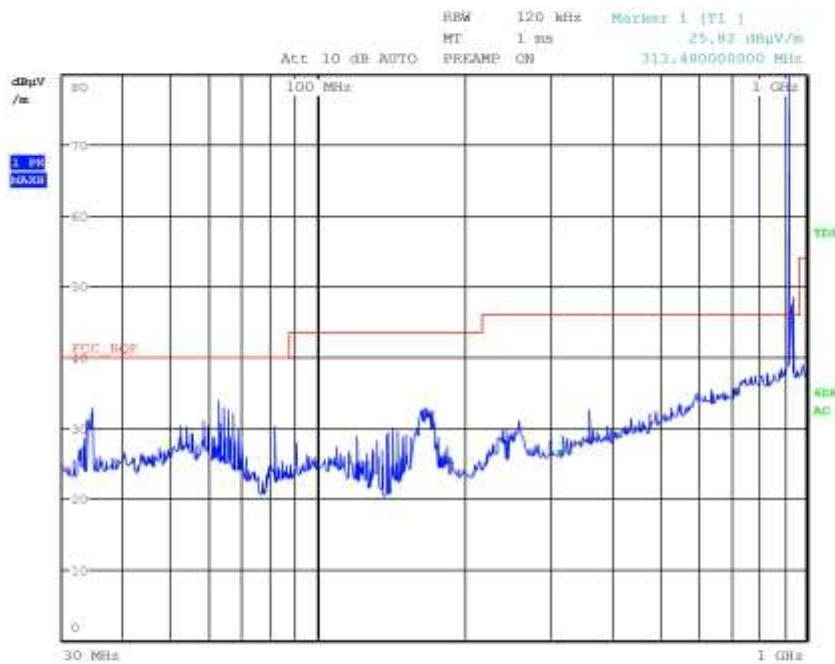
Trace	Frequency	Level (dBµV/m)	Detector	Delta Limit/dB
1	98.200000000 MHz	38.45	Quasi Peak	-11.55
1	168.120000000 MHz	35.51	Quasi Peak	-14.49

CMC Centro Misure Compatibilità S.r.l.



G13037168

Meas Type Emission
Equipment under Test
Manufacturer
OP Condition Fmax - 1 radio -5m Antenna
Operator Bertezolo 13037168
Test Spec
Vert



Final Measurement

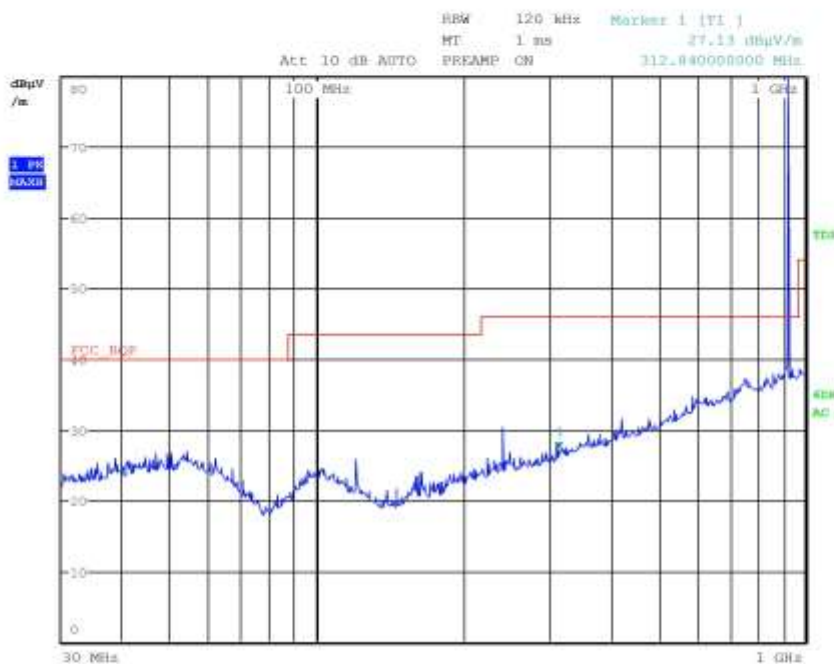
Meas Time: 1 s
Margin: 6 dB
Subranges: 0

CMC Centro Misure Compatibilità S.r.l.



G13037169

Meas Type Emission
Equipment under Test
Manufacturer
OP Condition Fmax - 1 radio -5m Antenna
Operator Bertezolo 13037169
Test Spec
Horiz



Final Measurement

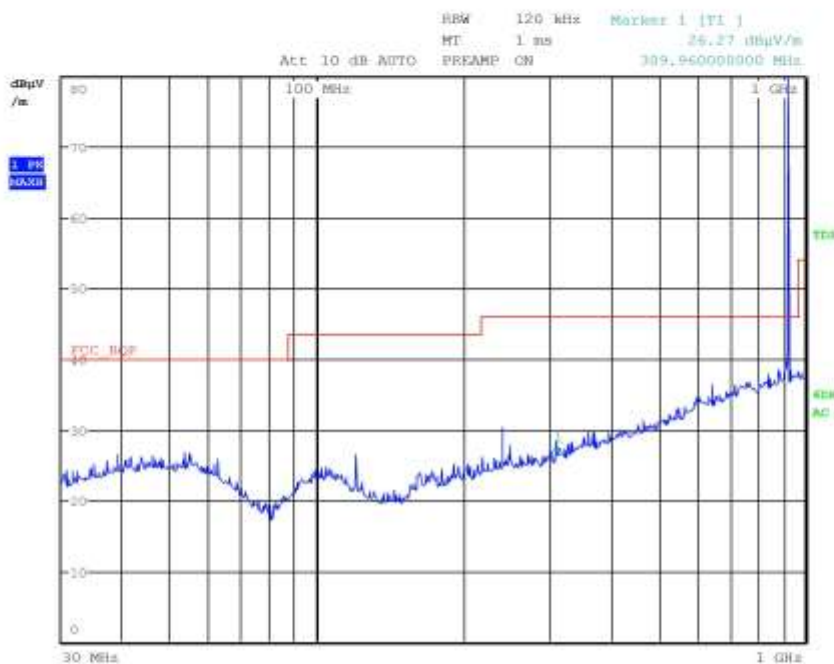
Meas Time: 1 s
Margin: 6 dB
Subranges: 0

CMC Centro Misure Compatibilità S.r.l.



G13037170

Meas Type Emission
Equipment under Test
Manufacturer
OP Condition Fmax - 1 radio -Plug Antenna
Operator Bertezolo 13037170
Test Spec
Horiz



Final Measurement

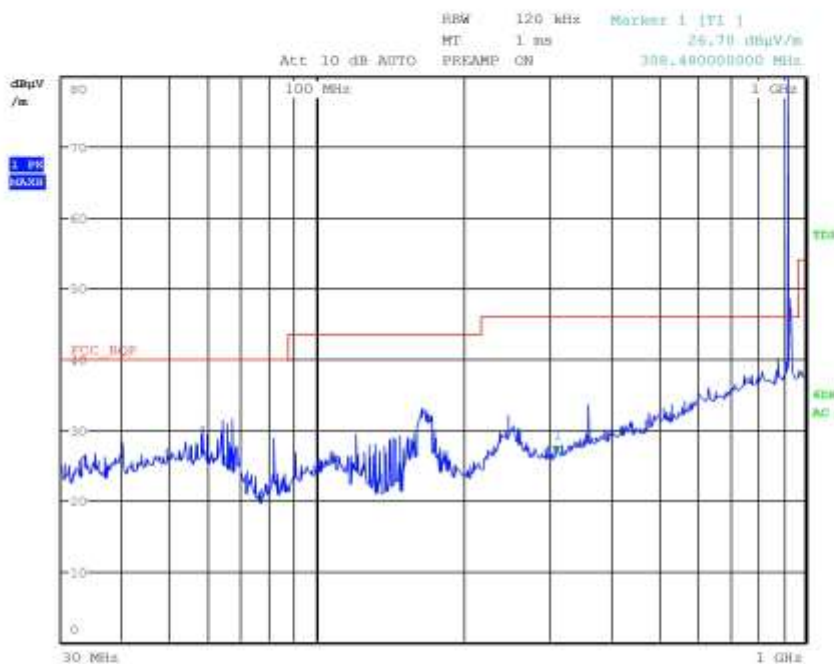
Meas Time: 1 s
Margin: 6 dB
Subranges: 0

CMC Centro Misure Compatibilità S.r.l.



G13037171

Meas Type Emission
Equipment under Test
Manufacturer
OP Condition Fmax - 1 radio -Plug Antenna
Operator Bertezolo 13037171
Test Spec
Vert



Final Measurement

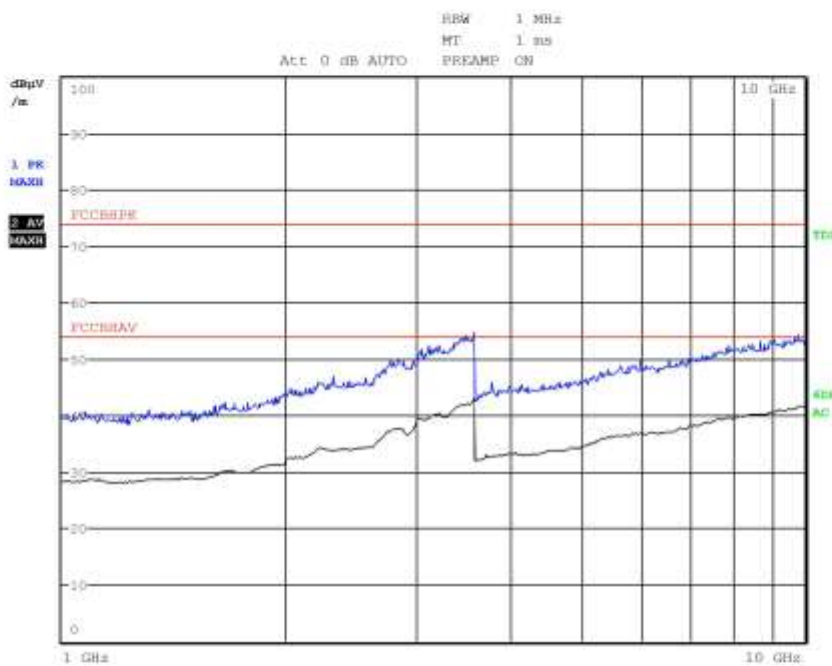
Meas Time: 1 s
Margin: 6 dB
Subranges: 0

CMC Centro Misure Compatibilità S.r.l.



G13037180

Meas Type Emission
Equipment under Test
Manufacturer
OP Condition Fmin antenna PLUG
Operator Segalla 13037180
Test Spec
Horiz



Final Measurement

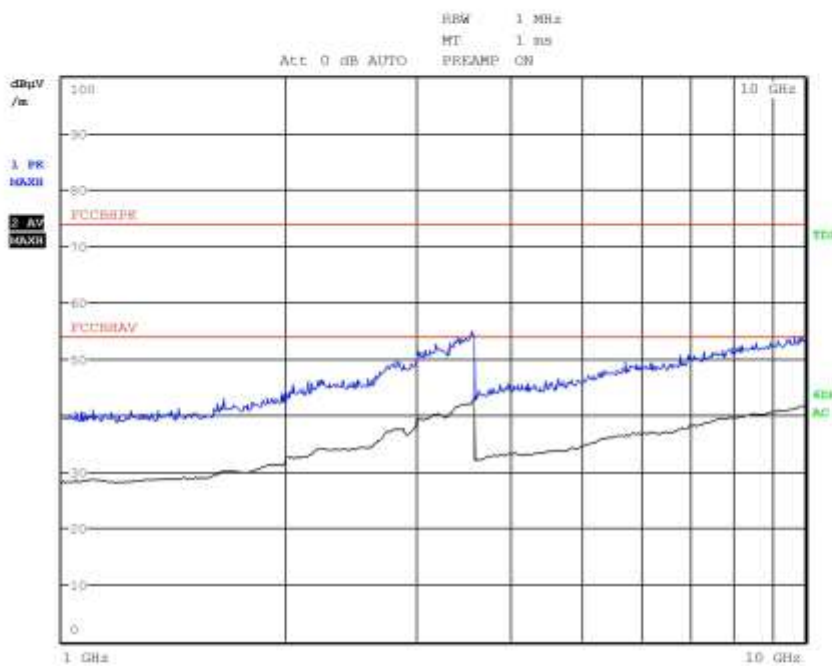
Meas Time: 1 s
Margin: 6 dB
Subranges: 0

CMC Centro Misure Compatibilità S.r.l.



G13037181

Meas Type Emission
Equipment under Test
Manufacturer
OP Condition Fmin antenna PLUG
Operator Bertezolo 13037181
Test Spec
Vert



Final Measurement

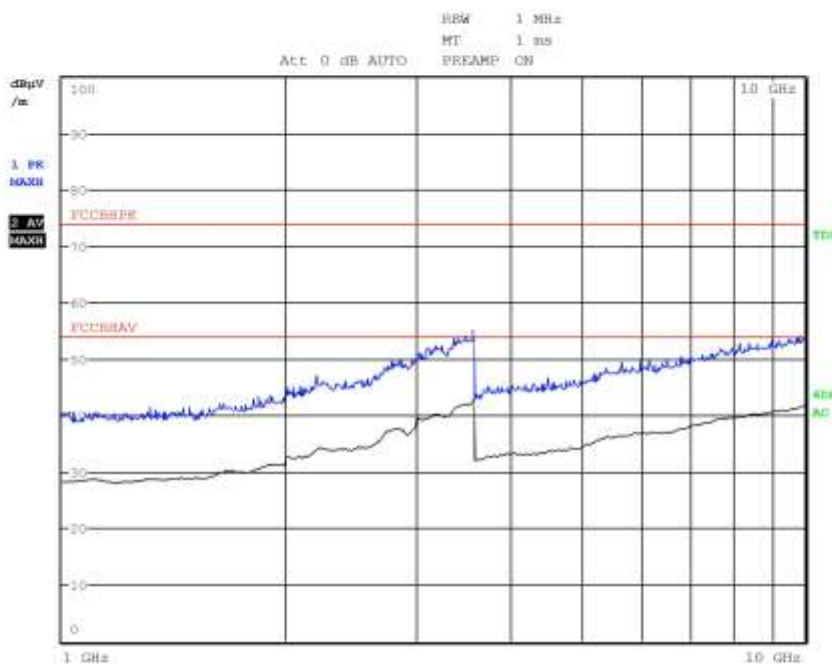
Meas Time: 1 s
Margin: 6 dB
Subranges: 0

CMC Centro Misure Compatibilità S.r.l.



G13037182

Meas Type Emission
Equipment under Test
Manufacturer
OP Condition Fmed antenna PLUG
Operator Bertezolo 13037182
Test Spec
Vert



Final Measurement

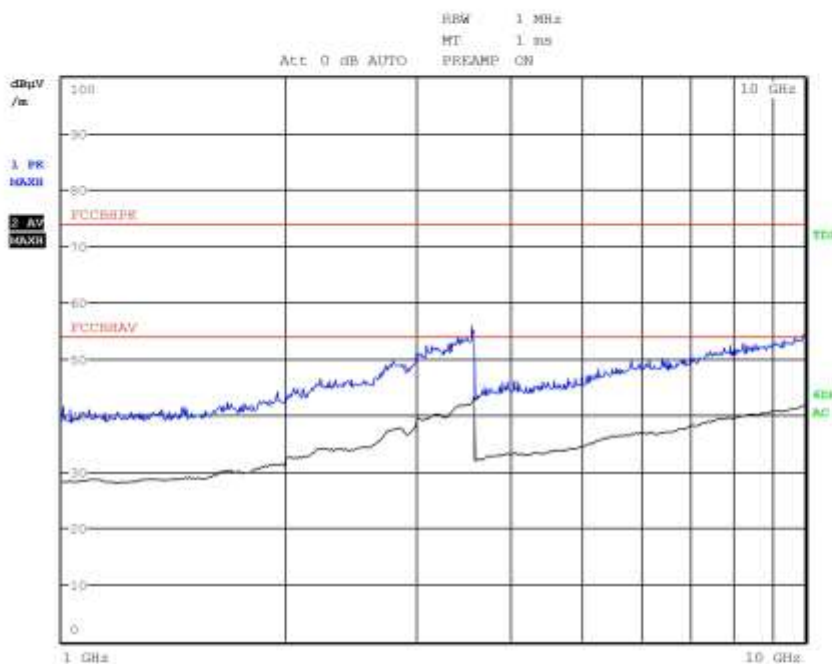
Meas Time: 1 s
Margin: 6 dB
Subranges: 0

CMC Centro Misure Compatibilità S.r.l.



G13037183

Meas Type Emission
Equipment under Test
Manufacturer
OP Condition Fmed antenna PLUG
Operator Bertezolo 13037183
Test Spec
Horiz



Final Measurement

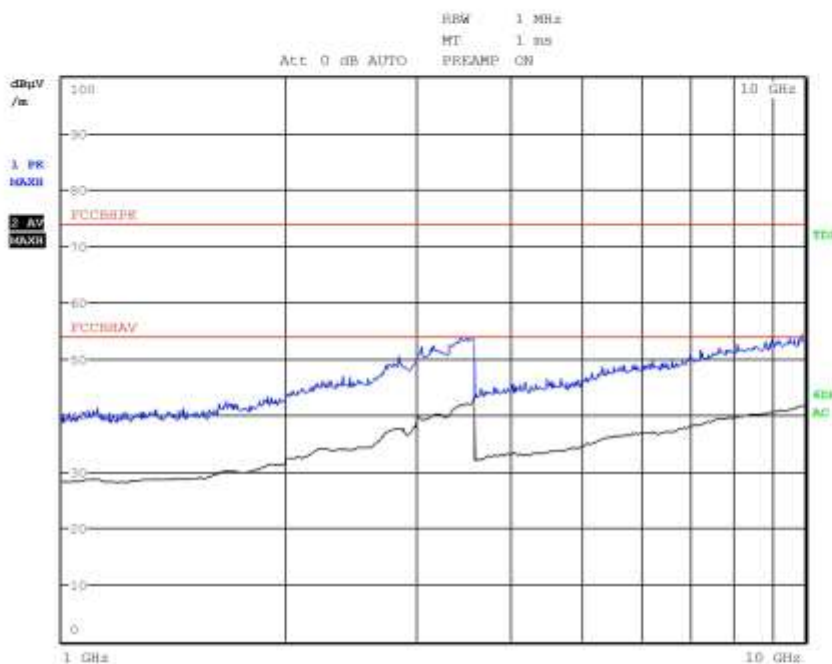
Meas Time: 1 s
Margin: 6 dB
Subranges: 0

CMC Centro Misure Compatibilità S.r.l.



G13037184

Meas Type Emission
Equipment under Test
Manufacturer
OP Condition Fmax antenna PLUG
Operator Bertezolo 13037184
Test Spec
Horiz



Final Measurement

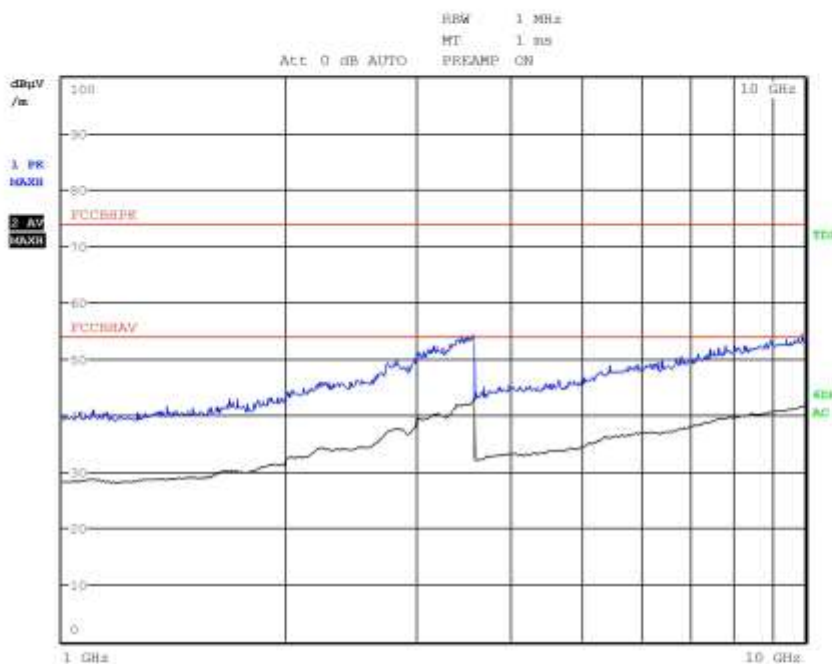
Meas Time: 1 s
Margin: 6 dB
Subranges: 0

CMC Centro Misure Compatibilità S.r.l.



G13037185

Meas Type Emission
Equipment under Test
Manufacturer
OP Condition Fmax antenna PLUG
Operator Bertezolo 13037185
Test Spec
Vert



Final Measurement

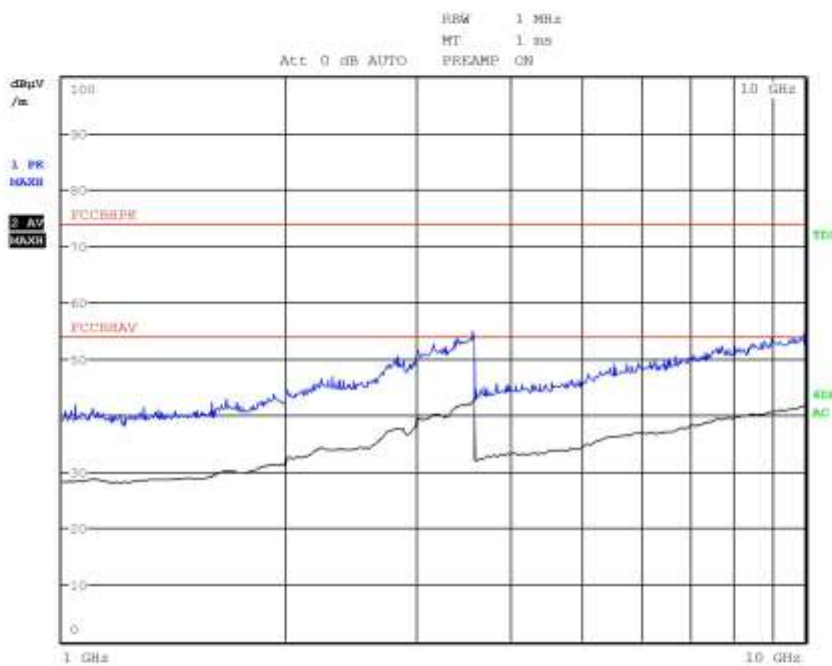
Meas Time: 1 s
Margin: 6 dB
Subranges: 0

CMC Centro Misure Compatibilità S.r.l.



G13037186

Meas Type Emission
Equipment under Test
Manufacturer
OP Condition Fmax antenna 5m
Operator Bertezolo 13037186
Test Spec
Vert



Final Measurement

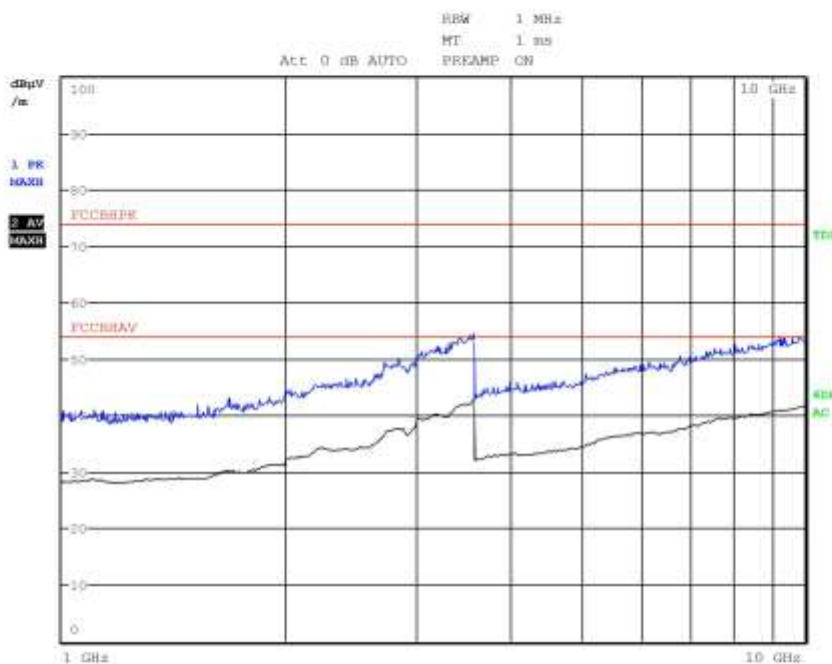
Meas Time: 1 s
Margin: 6 dB
Subranges: 0

CMC Centro Misure Compatibilità S.r.l.



G13037187

Meas Type Emission
Equipment under Test
Manufacturer
OP Condition Fmax antenna 5m
Operator Bertezolo 13037187
Test Spec
Horiz



Final Measurement

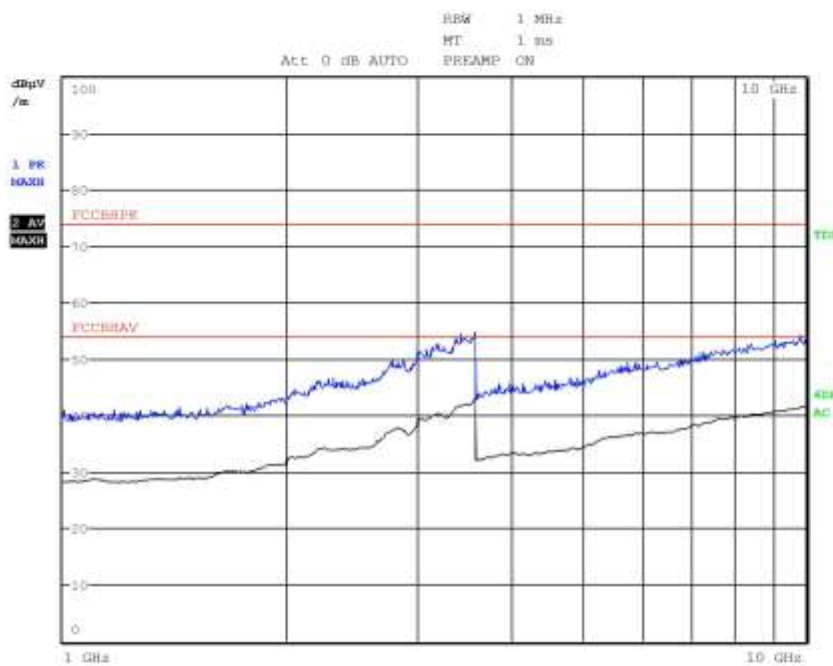
Meas Time: 1 s
Margin: 6 dB
Subranges: 0

CMC Centro Misure Compatibilità S.r.l.



G13037188

Meas Type Emission
Equipment under Test
Manufacturer
OP Condition Fmed antenna 5m
Operator Bertezolo 13037188
Test Spec
Horiz



Final Measurement

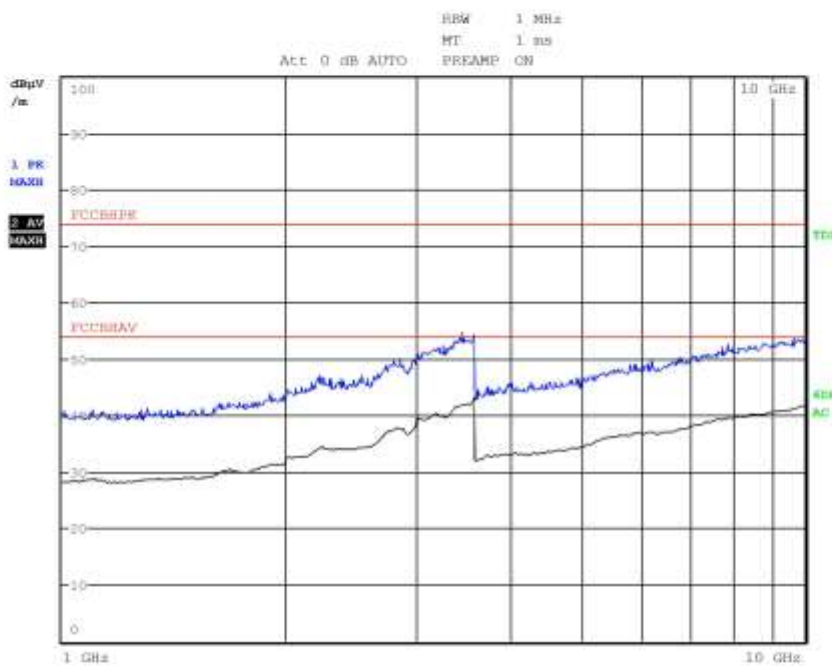
Meas Time: 1 s
Margin: 6 dB
Subranges: 0

CMC Centro Misure Compatibilità S.r.l.



G13037189

Meas Type Emission
Equipment under Test
Manufacturer
OP Condition Fmed antenna 5m
Operator Bertezolo 13037189
Test Spec
Vert



Final Measurement

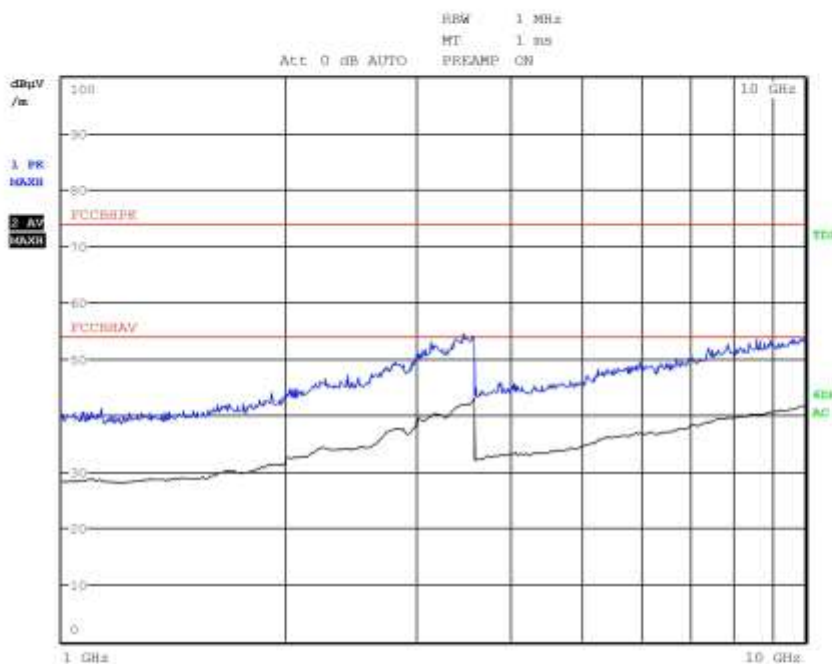
Meas Time: 1 s
Margin: 6 dB
Subranges: 0

CMC Centro Misure Compatibilità S.r.l.



G13037190

Meas Type Emission
Equipment under Test
Manufacturer
OP Condition Fmin antenna 5m
Operator Bertezolo 13037190
Test Spec
Vert



Final Measurement

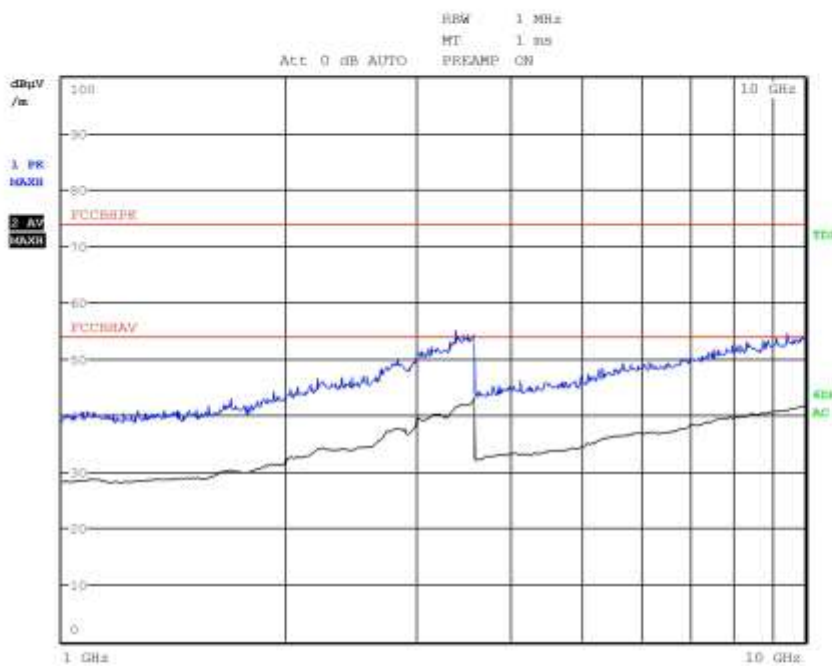
Meas Time: 1 s
Margin: 6 dB
Subranges: 0

CMC Centro Misure Compatibilità S.r.l.



G13037191

Meas Type Emission
Equipment under Test
Manufacturer
OP Condition Fmin antenna 5m
Operator Bertezolo 13037191
Test Spec
Horiz



Final Measurement

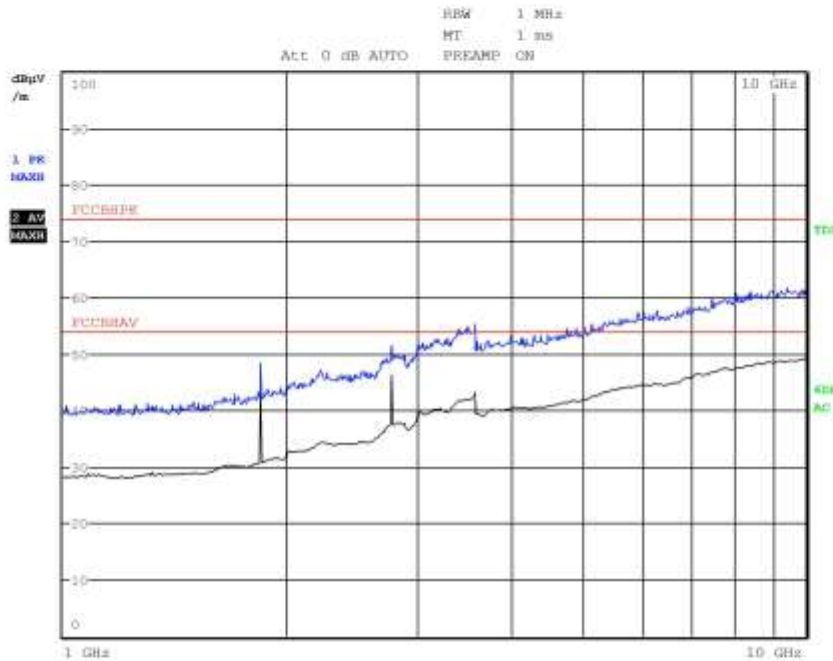
Meas Time: 1 s
Margin: 6 dB
Subranges: 0

CMC Centro Misure Compatibilità S.r.l.



G13037192

Meas Type Emission
Equipment under Test
Manufacturer
OP Condition No Hopping-Fmed-1radio-Antenna Plug
Operator Bertezolo 13037192
Test Spec
H



Final Measurement

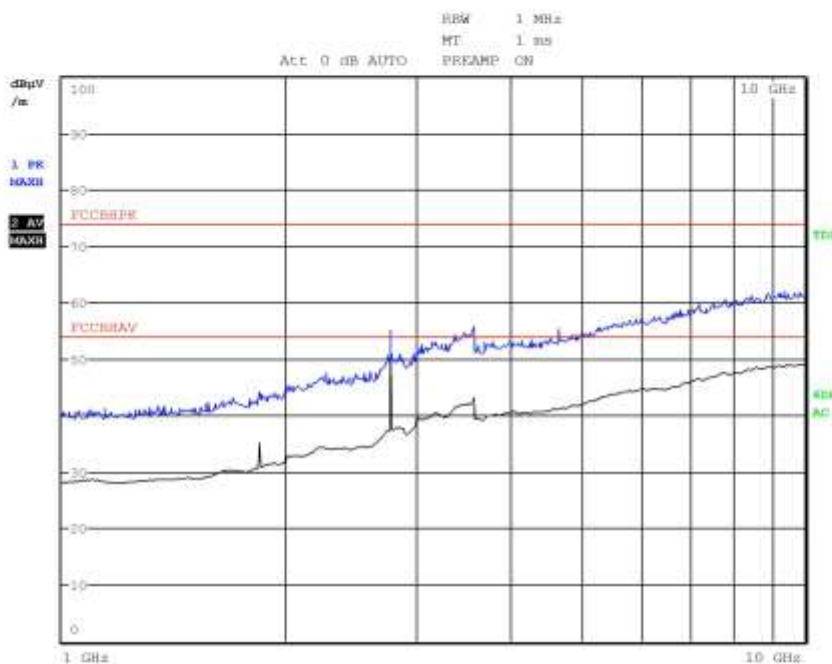
Meas Time: 1 s
Margin: 6 dB
Subranges: 0

CMC Centro Misure Compatibilità S.r.l.



G13037193

Meas Type Emission
Equipment under Test
Manufacturer
OP Condition No Hopping-Fmed-1radio-Antenna Plug
Operator Bertezolo 13037193
Test Spec
V



Final Measurement

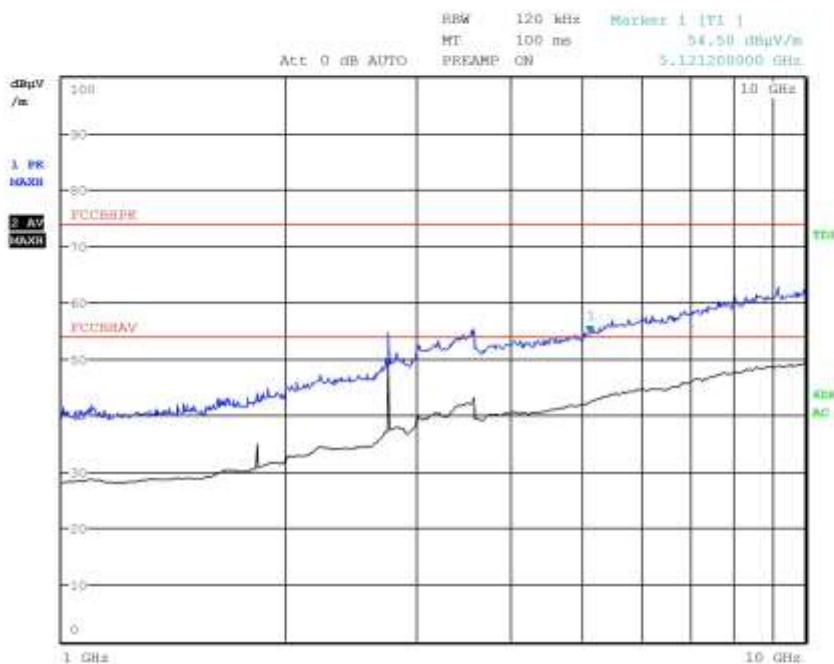
Meas Time: 1 s
Margin: 6 dB
Subranges: 0

CMC Centro Misure Compatibilità S.r.l.



G13037194

Meas Type Emission
Equipment under Test
Manufacturer
OP Condition No Hopping-Fmin-1radio-Antenna Plug
Operator Bertezolo 13037194
Test Spec
V



Final Measurement

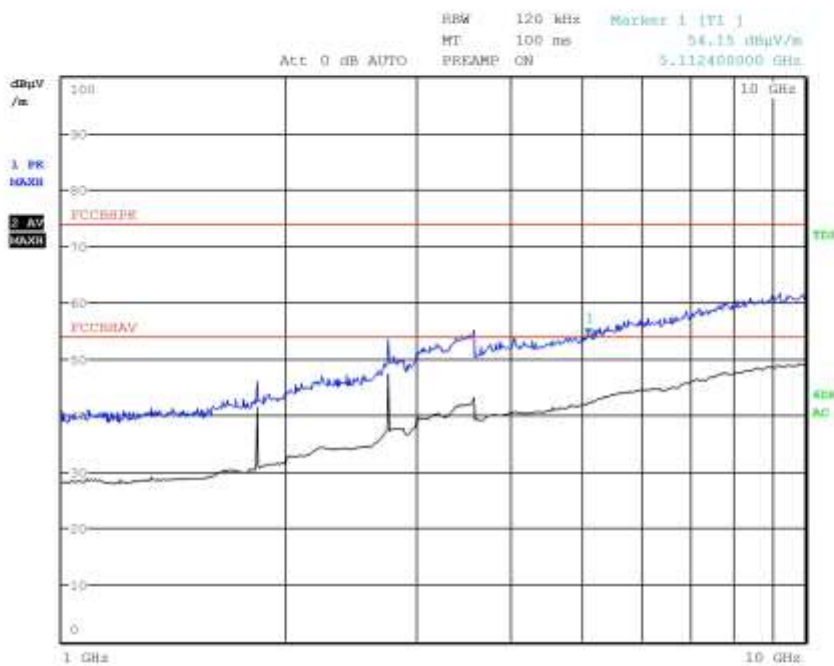
Meas Time: 1 s
Margin: 6 dB
Subranges: 0

CMC Centro Misure Compatibilità S.r.l.



G13037195

Meas Type Emission
Equipment under Test
Manufacturer
OP Condition No Hopping-Fmin-1radio-Antenna Plug
Operator Bertezolo 13037195
Test Spec
H



Final Measurement

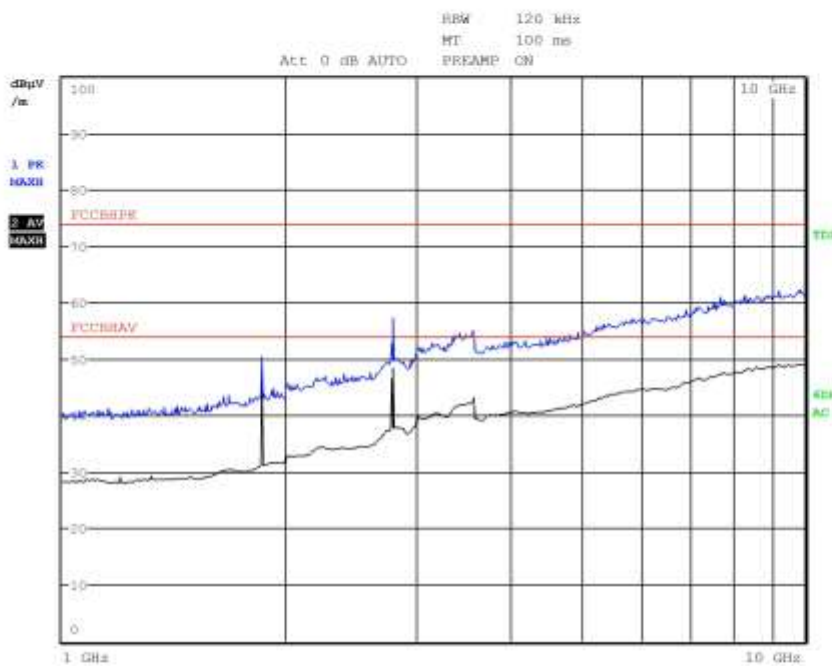
Meas Time: 1 s
Margin: 6 dB
Subranges: 0

CMC Centro Misure Compatibilità S.r.l.



G13037196

Meas Type Emission
Equipment under Test
Manufacturer
OP Condition No Hopping-Fmax-1radio-Antenna Plug
Operator Bertezolo 13037196
Test Spec
H



Final Measurement

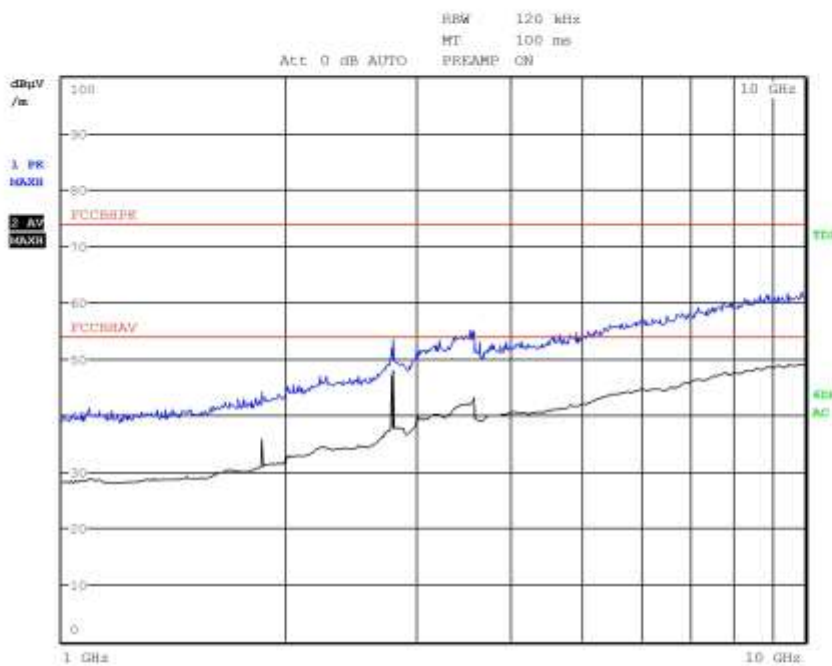
Meas Time: 1 s
Margin: 6 dB
Subranges: 0

CMC Centro Misure Compatibilità S.r.l.



G13037197

Meas Type Emission
Equipment under Test
Manufacturer
OP Condition No Hopping-Fmax-1radio-Antenna Plug
Operator Bertezolo 13037197
Test Spec
V



Final Measurement

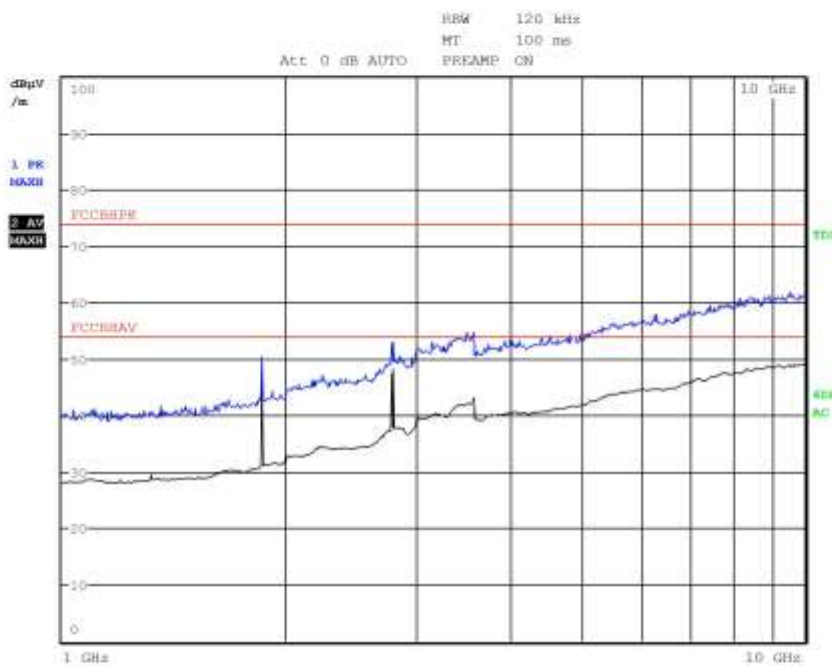
Meas Time: 1 s
Margin: 6 dB
Subranges: 0

CMC Centro Misure Compatibilità S.r.l.



G13037198

Meas Type Emission
Equipment under Test
Manufacturer
OP Condition No Hopping-Fmax-1radio-Antenna 5m
Operator Bertezolo 13037198
Test Spec
H



Final Measurement

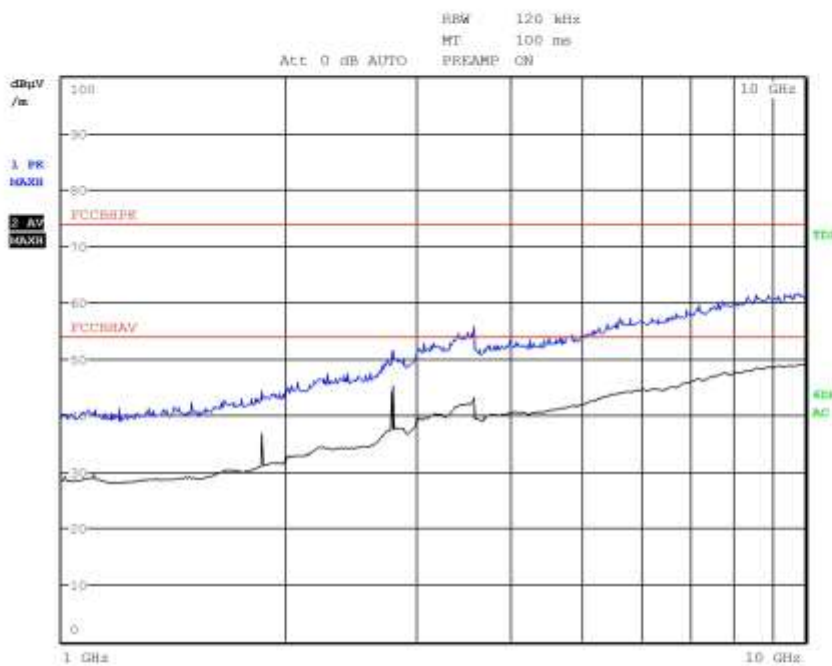
Meas Time: 1 s
Margin: 6 dB
Subranges: 0

CMC Centro Misure Compatibilità S.r.l.



G13037199

Meas Type Emission
Equipment under Test
Manufacturer
OP Condition No Hopping-Fmax-1radio-Antenna 5m
Operator Bertezolo 13037199
Test Spec
V



Final Measurement

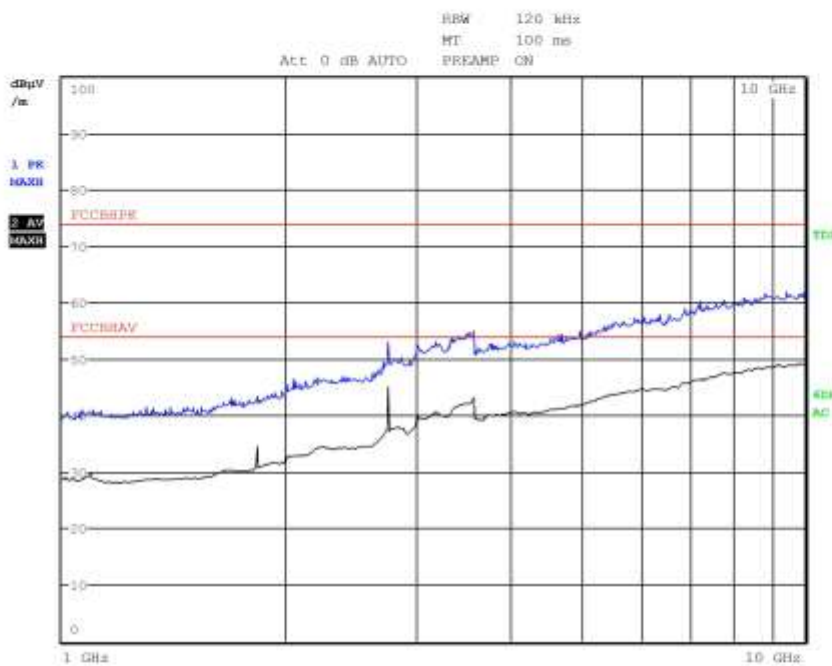
Meas Time: 1 s
Margin: 6 dB
Subranges: 0

CMC Centro Misure Compatibilità S.r.l.



G130371100

Meas Type Emission
Equipment under Test
Manufacturer
OP Condition No Hopping-Fmin-1radio-Antenna 5m
Operator Bertezolo 130371100
Test Spec
V



Final Measurement

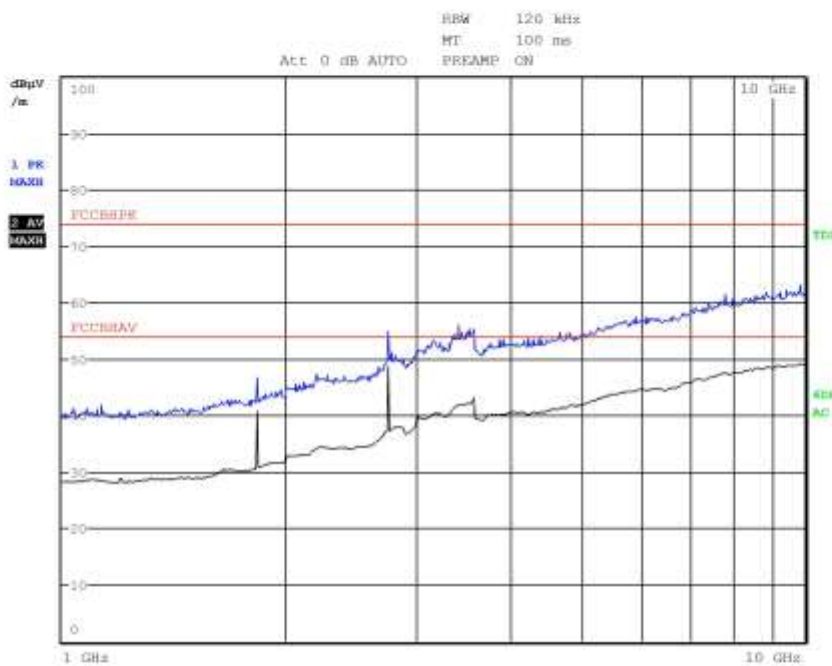
Meas Time: 1 s
Margin: 6 dB
Subranges: 0

CMC Centro Misure Compatibilità S.r.l.



G130371101

Meas Type Emission
Equipment under Test
Manufacturer
OP Condition No Hopping-Fmin-1radio-Antenna 5m
Operator Bertezolo 130371101
Test Spec
H



Final Measurement

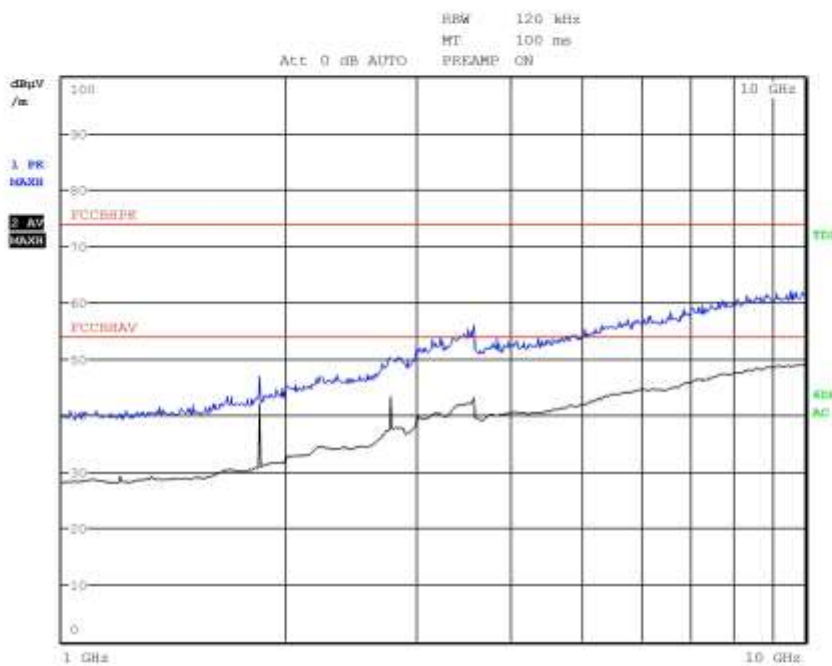
Meas Time: 1 s
Margin: 6 dB
Subranges: 0

CMC Centro Misure Compatibilità S.r.l.



G130371102

Meas Type Emission
Equipment under Test
Manufacturer
OP Condition No Hopping-Fmed-1radio-Antenna 5m
Operator Bertezolo 130371102
Test Spec
H



Final Measurement

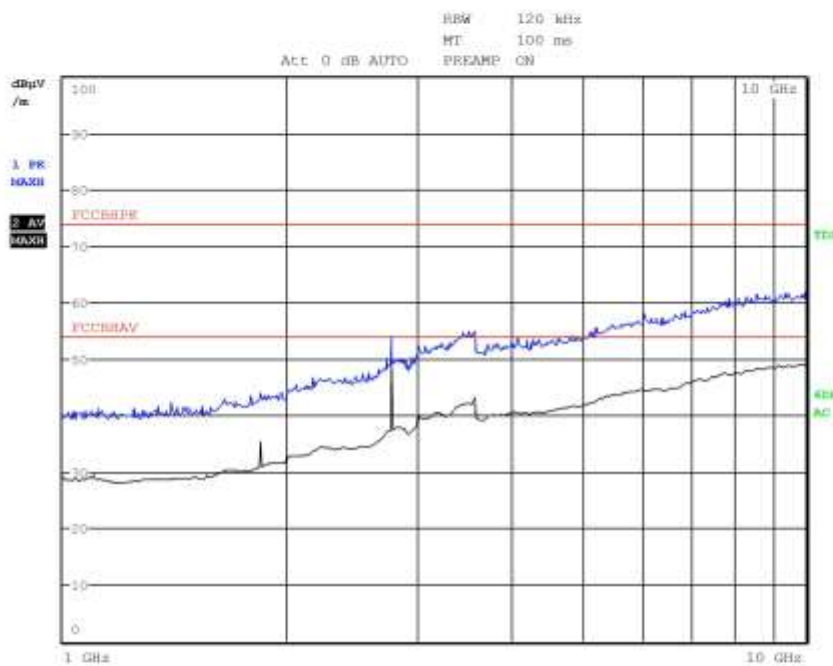
Meas Time: 1 s
Margin: 6 dB
Subranges: 0

CMC Centro Misure Compatibilità S.r.l.



G130371103

Meas Type Emission
Equipment under Test
Manufacturer
OP Condition No Hopping-Fmed-1radio-Antenna 5m
Operator Bertezolo 130371103
Test Spec
V



Final Measurement

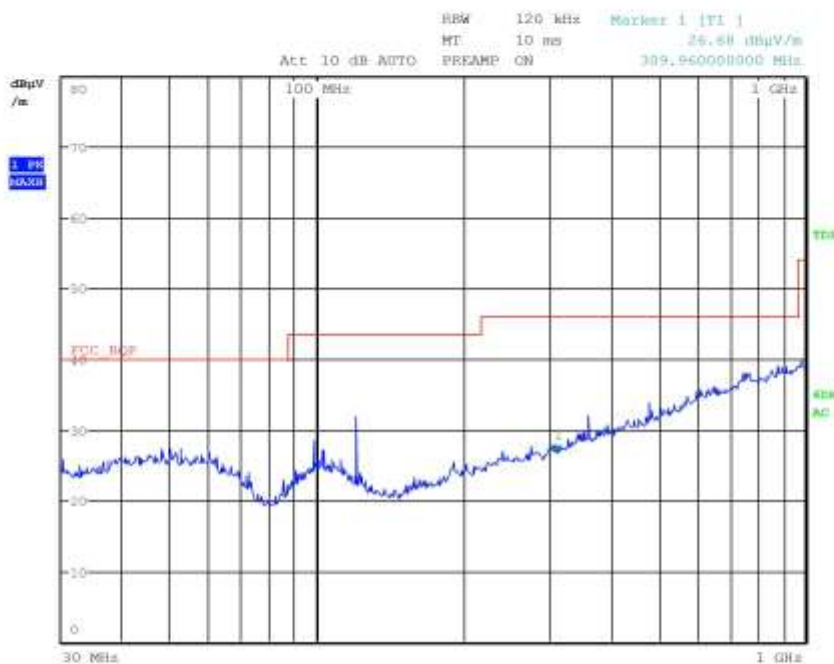
Meas Time: 1 s
Margin: 6 dB
Subranges: 0

CMC Centro Misure Compatibilità S.r.l.



G130371104

Meas Type Emission
Equipment under Test
Manufacturer
OP Condition RX-Fmed-1radio-Antenna 5m
Operator Bertezolo 130371104
Test Spec
V



Final Measurement

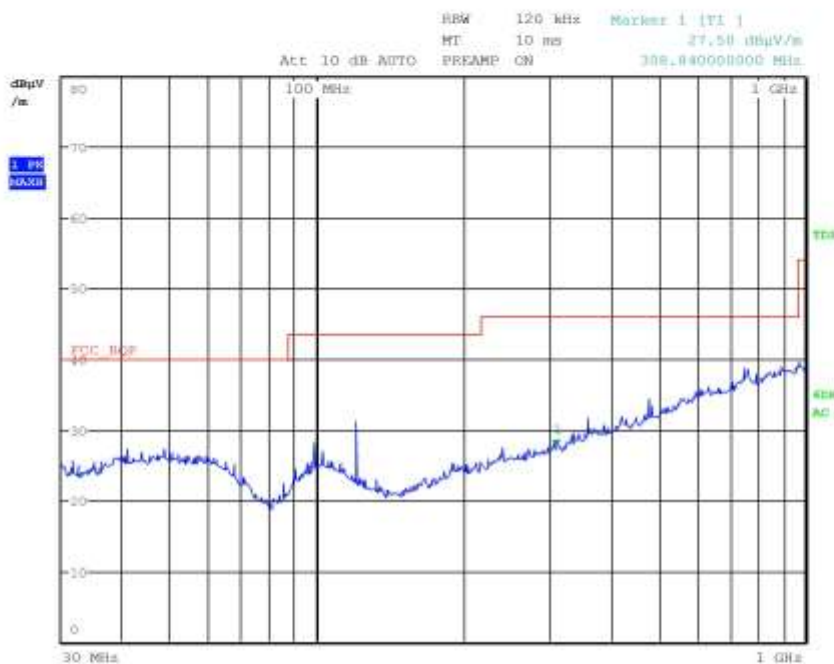
Meas Time: 1 s
Margin: 6 dB
Subranges: 0

CMC Centro Misure Compatibilità S.r.l.



G130371105

Meas Type Emission
Equipment under Test
Manufacturer
OP Condition RX-Fmed-1radio-Antenna 5m
Operator Bertezolo 130371105
Test Spec
H



Final Measurement

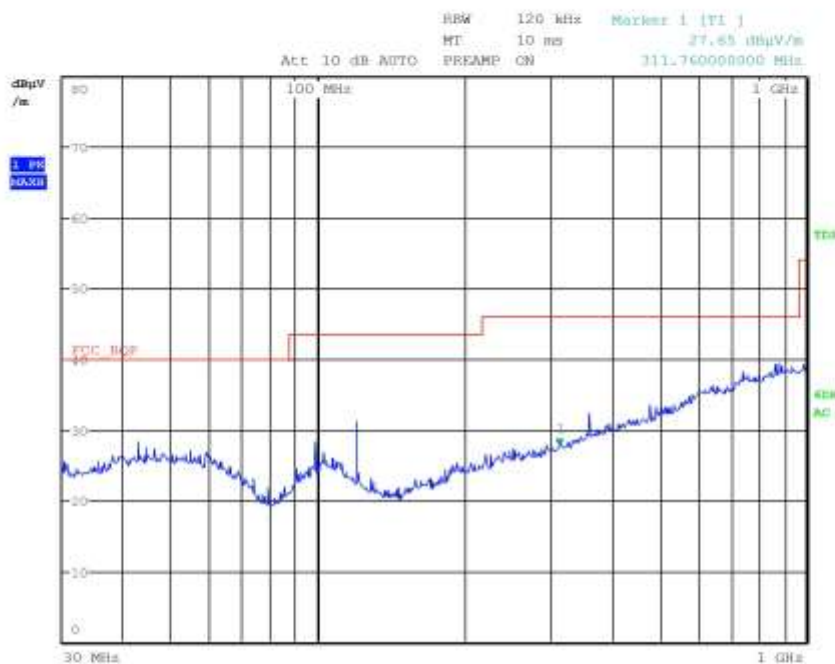
Meas Time: 1 s
Margin: 6 dB
Subranges: 0

CMC Centro Misure Compatibilità S.r.l.



G130371106

Meas Type Emission
Equipment under Test
Manufacturer
OP Condition RX-Fmin-1radio-Antenna 5m
Operator Bertezolo 130371106
Test Spec
H



Final Measurement

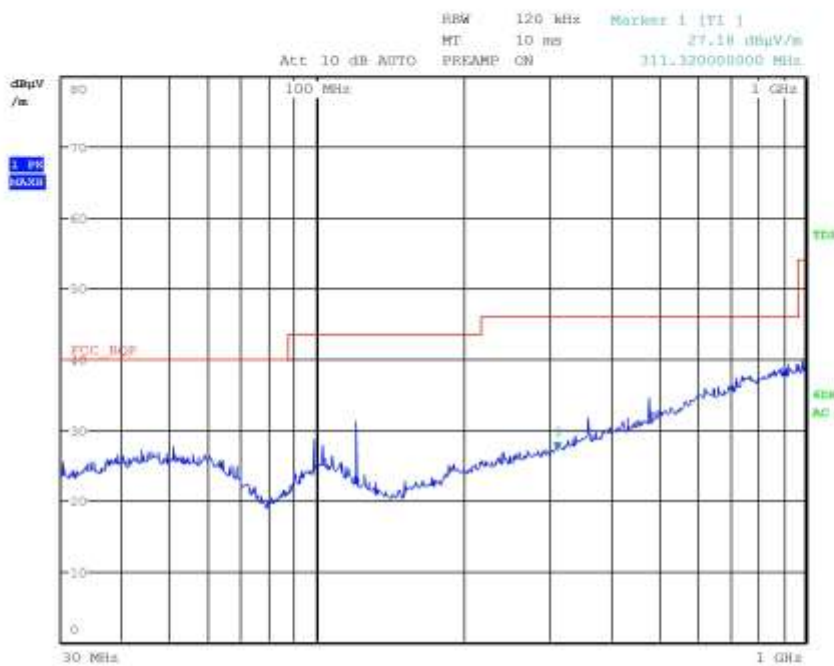
Meas Time: 1 s
Margin: 6 dB
Subranges: 0

CMC Centro Misure Compatibilità S.r.l.



G130371107

Meas Type Emission
Equipment under Test
Manufacturer
OP Condition RX-Fmin-1radio-Antenna 5m
Operator Bertezolo 130371107
Test Spec
V



Final Measurement

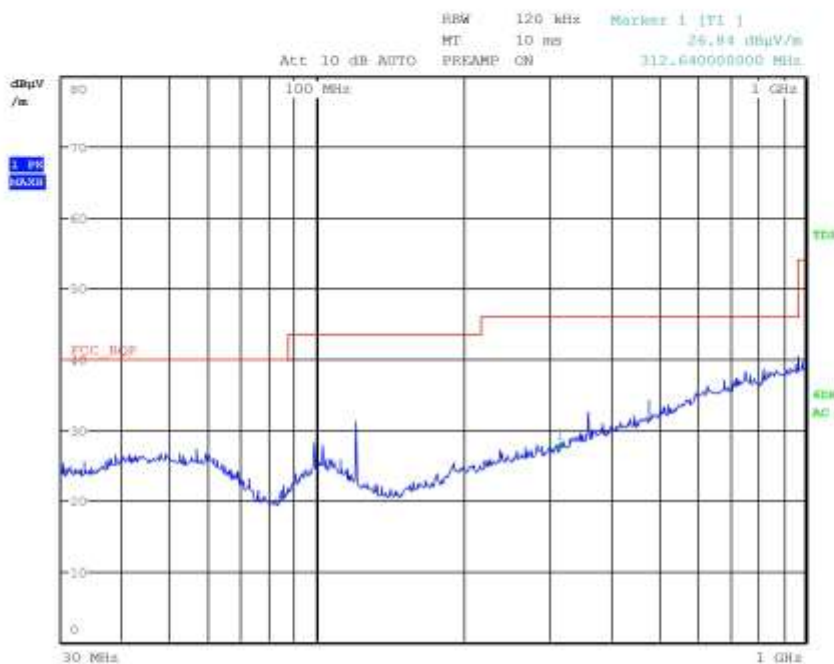
Meas Time: 1 s
Margin: 6 dB
Subranges: 0

CMC Centro Misure Compatibilità S.r.l.



G130371108

Meas Type Emission
Equipment under Test
Manufacturer
OP Condition RX-Fmax-1radio-Antenna 5m
Operator Bertezolo 130371108
Test Spec
V



Final Measurement

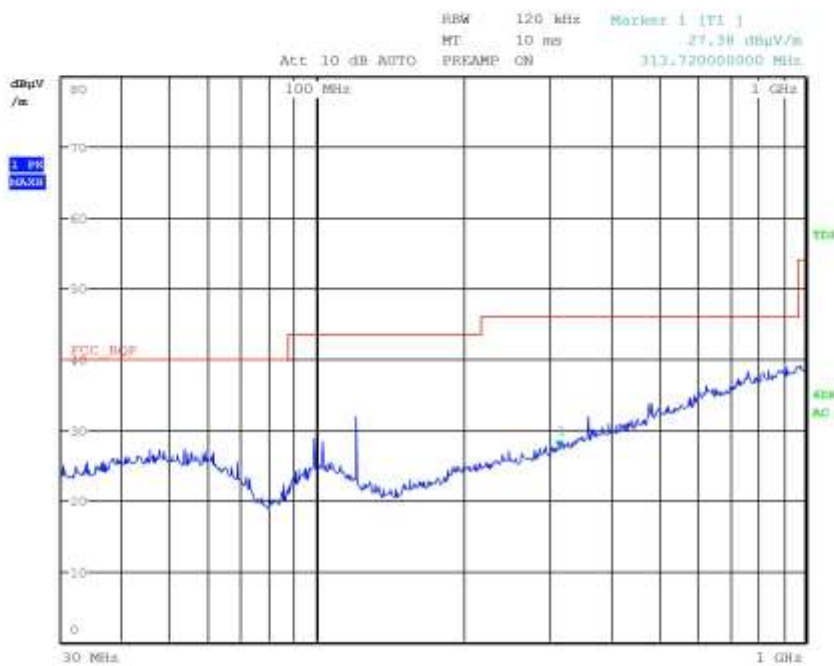
Meas Time: 1 s
Margin: 6 dB
Subranges: 0

CMC Centro Misure Compatibilità S.r.l.



G130371109

Meas Type Emission
Equipment under Test
Manufacturer
OP Condition RX-Fmax-1radio-Antenna 5m
Operator Bertezolo 130371109
Test Spec
H



Final Measurement

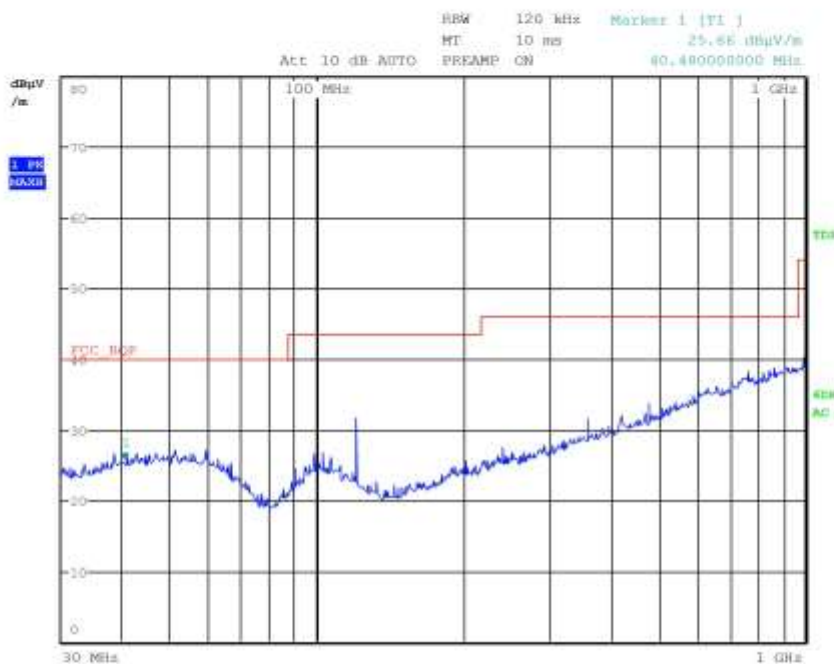
Meas Time: 1 s
Margin: 6 dB
Subranges: 0

CMC Centro Misure Compatibilità S.r.l.



G130371110

Meas Type Emission
Equipment under Test
Manufacturer
OP Condition RX-Fmax-1radio-Antenna PLUG
Operator Bertezolo 130371110
Test Spec
H



Final Measurement

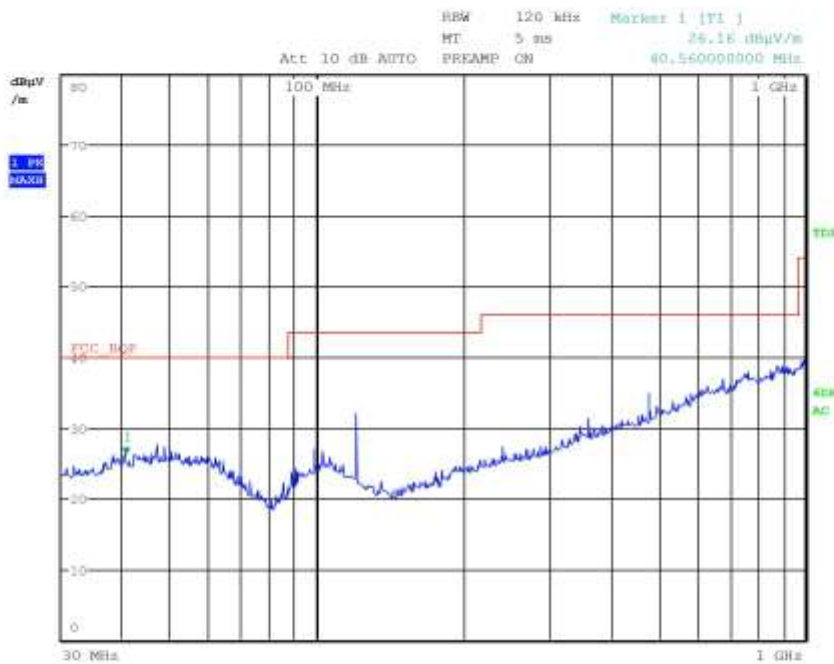
Meas Time: 1 s
Margin: 6 dB
Subranges: 0

CMC Centro Misure Compatibilità S.r.l.



G130371111

Meas Type Emission
Equipment under Test
Manufacturer
OP Condition RX-Fmax-1radio-Antenna PLUG
Operator Bertezolo 130371111
Test Spec
V



Final Measurement

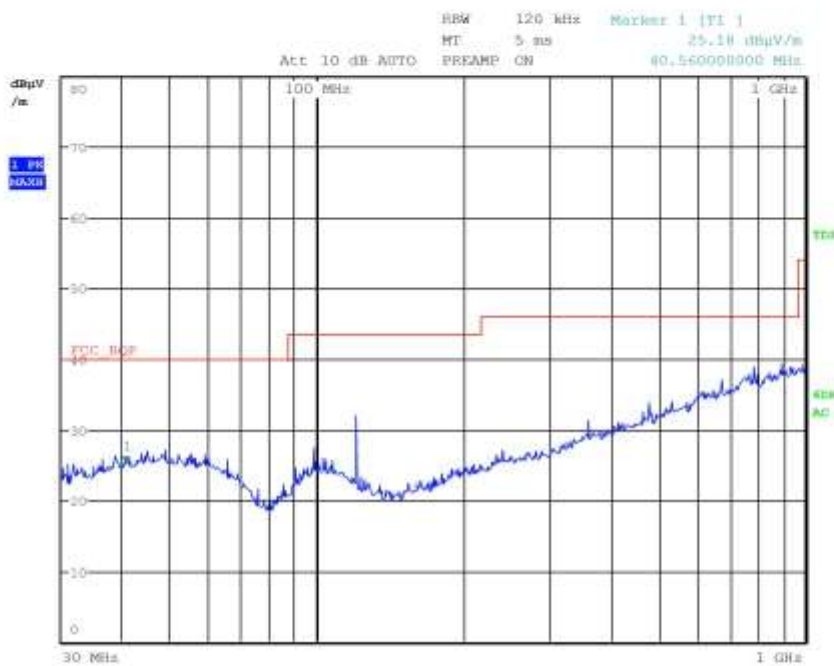
Meas Time: 1 s
Margin: 6 dB
Subranges: 0

CMC Centro Misure Compatibilità S.r.l.



G130371112

Meas Type Emission
Equipment under Test
Manufacturer
OP Condition RX-Fmin-1radio-Antenna PLUG
Operator Bertezolo 130371112
Test Spec
V



Final Measurement

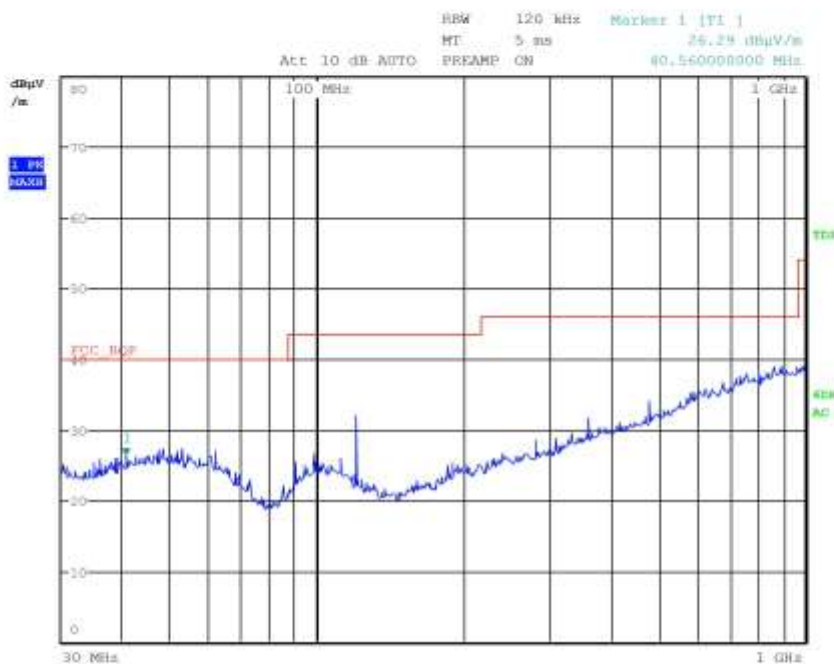
Meas Time: 1 s
Margin: 6 dB
Subranges: 0

CMC Centro Misure Compatibilità S.r.l.



G130371113

Meas Type Emission
Equipment under Test
Manufacturer
OP Condition RX-Fmin-1radio-Antenna PLUG
Operator Bertezolo 130371113
Test Spec
H



Final Measurement

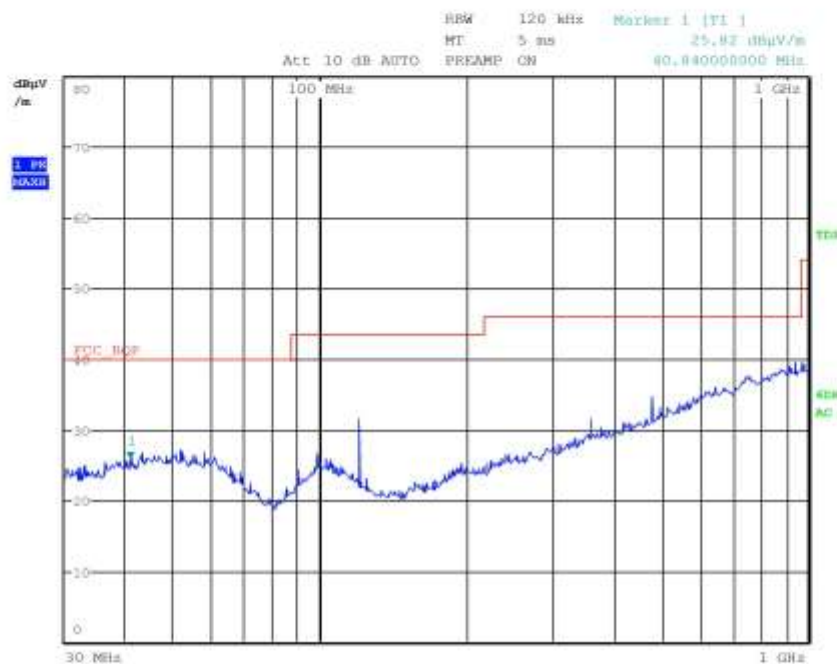
Meas Time: 1 s
Margin: 6 dB
Subranges: 0

CMC Centro Misure Compatibilità S.r.l.



G130371114

Meas Type Emission
Equipment under Test
Manufacturer
OP Condition RX-Fmed-1radio-Antenna PLUG
Operator Bertezolo 130371114
Test Spec
H



Final Measurement

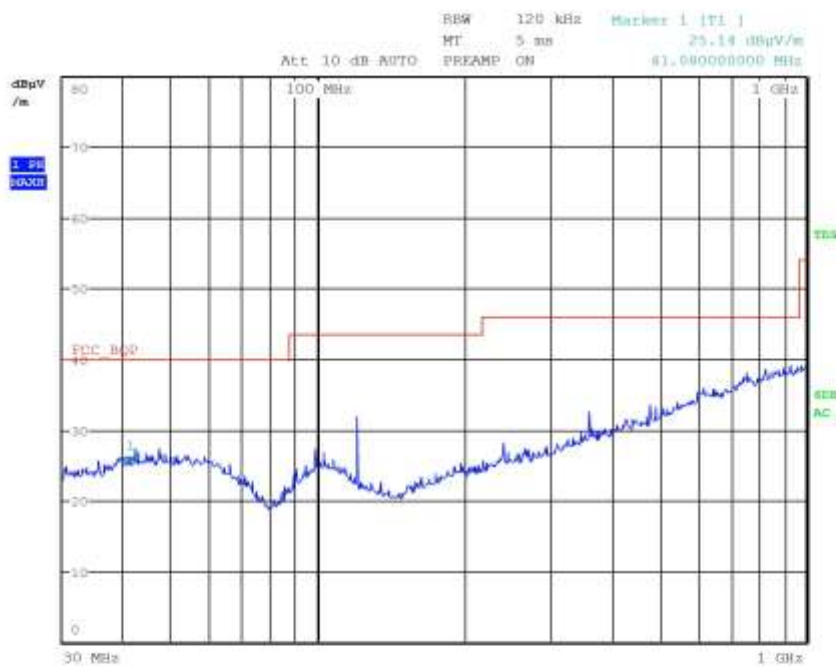
Meas Time: 1 s
Margin: 6 dB
Subranges: 0

CMC Centro Misure Compatibilità S.r.l.



G130371115

Meas Type Emission
Equipment under Test
Manufacturer
OP Condition RX-Fmed-1radio-Antenna PLUG
Operator Bertezolo 130371115
Test Spec
V



Final Measurement

Meas Time: 1 s
Margin: 6 dB
Subranges: 0

CMC Centro Misure Compatibilità S.r.l.