



K&A LLC
2.45 to 2.4835 GHz TRANSMITTER.

99% OBW. Tx CH 1.

Date: July 6 2001
Tested By: Wayne

PLOT #1

MARKER Δ
4.20 MHz
-1.27 dB

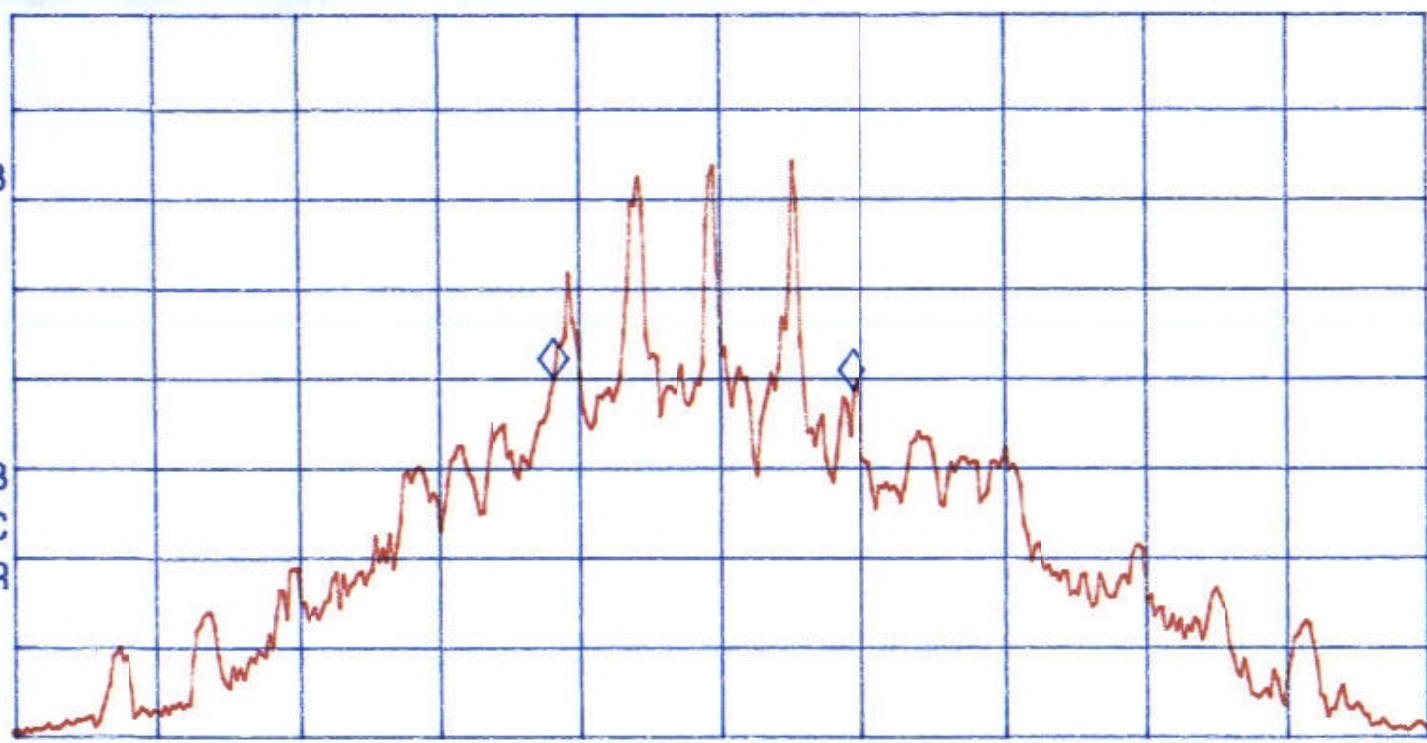
ACTV DET: PEAK
MEAS DET: PEAK QP AVG
MKR 4.20 MHz
-1.27 dB

No user
Menu

LOG REF OFFST 20.2 dB
REF 40.0 dEm

10
dB/
ATN
30 dB

VA SB
SC FC
CORR



CENTER 2.45842 GHz
#IF BW 3.0 kHz

#AVG BW 3 kHz

SPAN 20.00 MHz
SWP 6.67 sec



K&A LLC
2.45 to 2.4835 GHz TRANSMITTER.

99% OBW. Tx CH 2

Date: July 6, 2001
Tested By: Nayne

PLOT #2

MARKER Δ
4.35 MHz
-2.56 dB

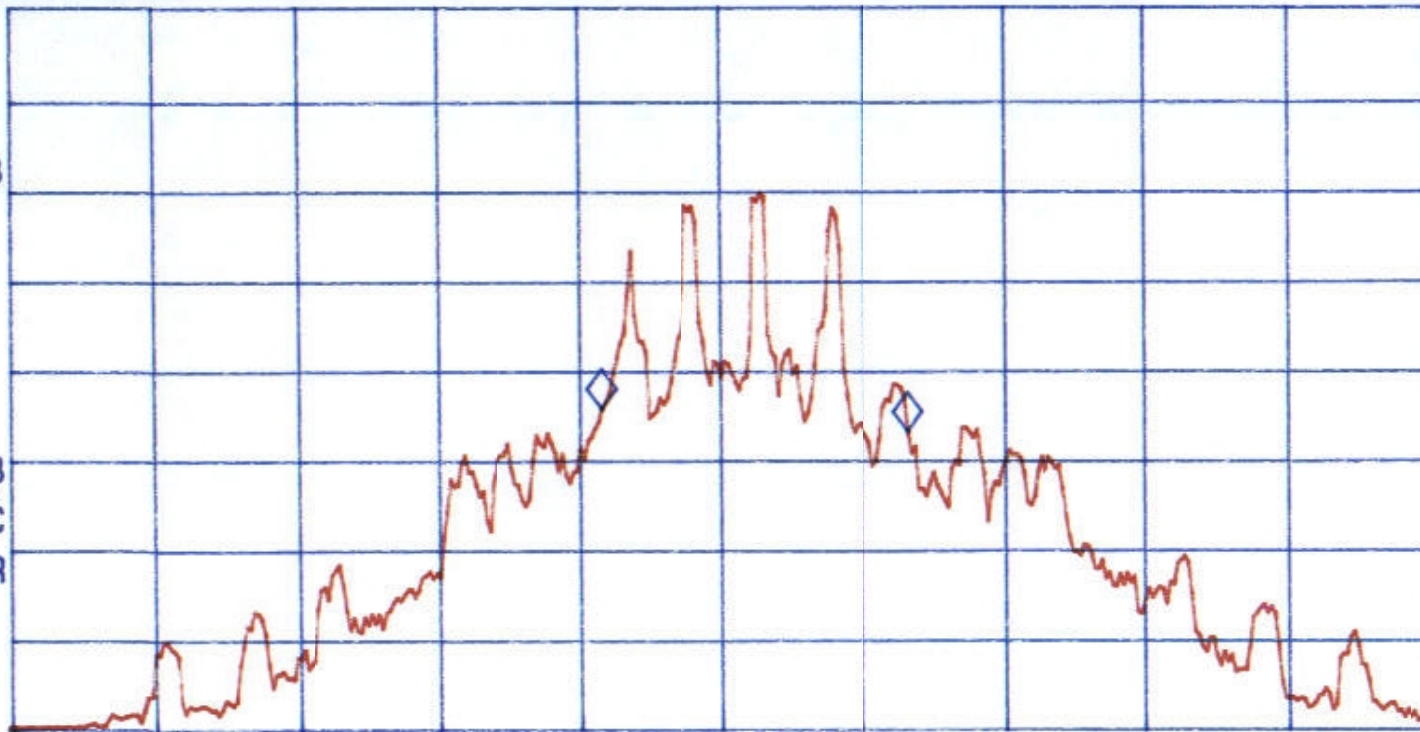
ACTV DET: PEAK
MEAS DET: PEAK QP AVG
MKR 4.35 MHz
-2.56 dB

No user
Menu

REF OFFST 20.2 dB
LOG REF 40.0 dBm

LOG
10
dB/
ATN
30 dB

VA SB
SC FC
CORR



CENTER 2.47375 GHz

#IF BW 3.0 kHz

#AVG BW 3 kHz

SPAN 20.00 MHz

SWP 6.67 sec



K&A LLC
2.45 to 2.4835 GHz TRANSMITTER.

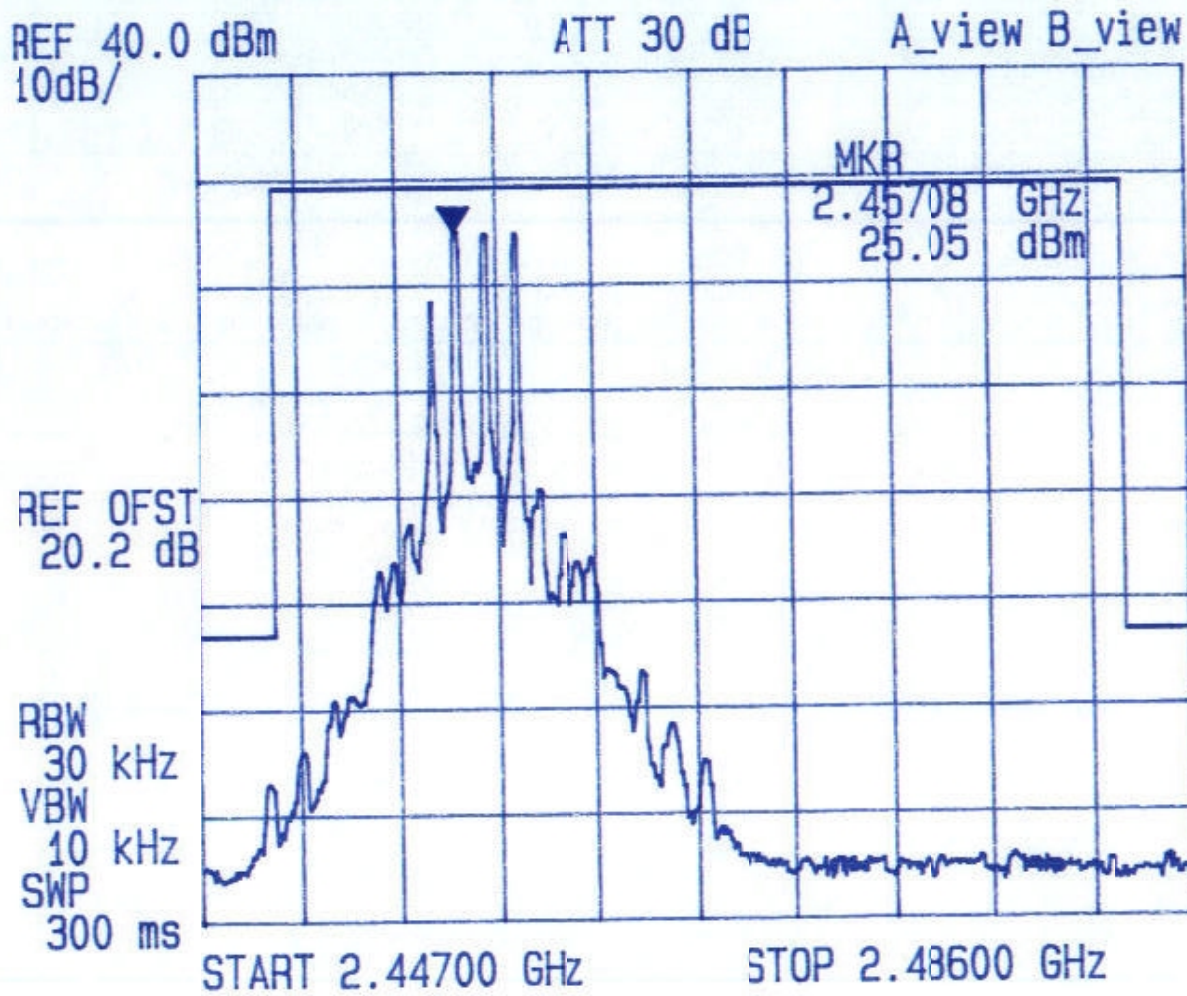
Frequency Stability, Tx CH 1

20°C

ENVIRONMENT CONDITION: 20°C

Date: July 5 2001
Tested By: Wayne

PLOT#3





K&A LLC
2.45 to 2.4835 GHz TRANSMITTER.

Date: July 5 2001
Tested By: Wayne

Frequency Stability. Tx CH 1

50°C

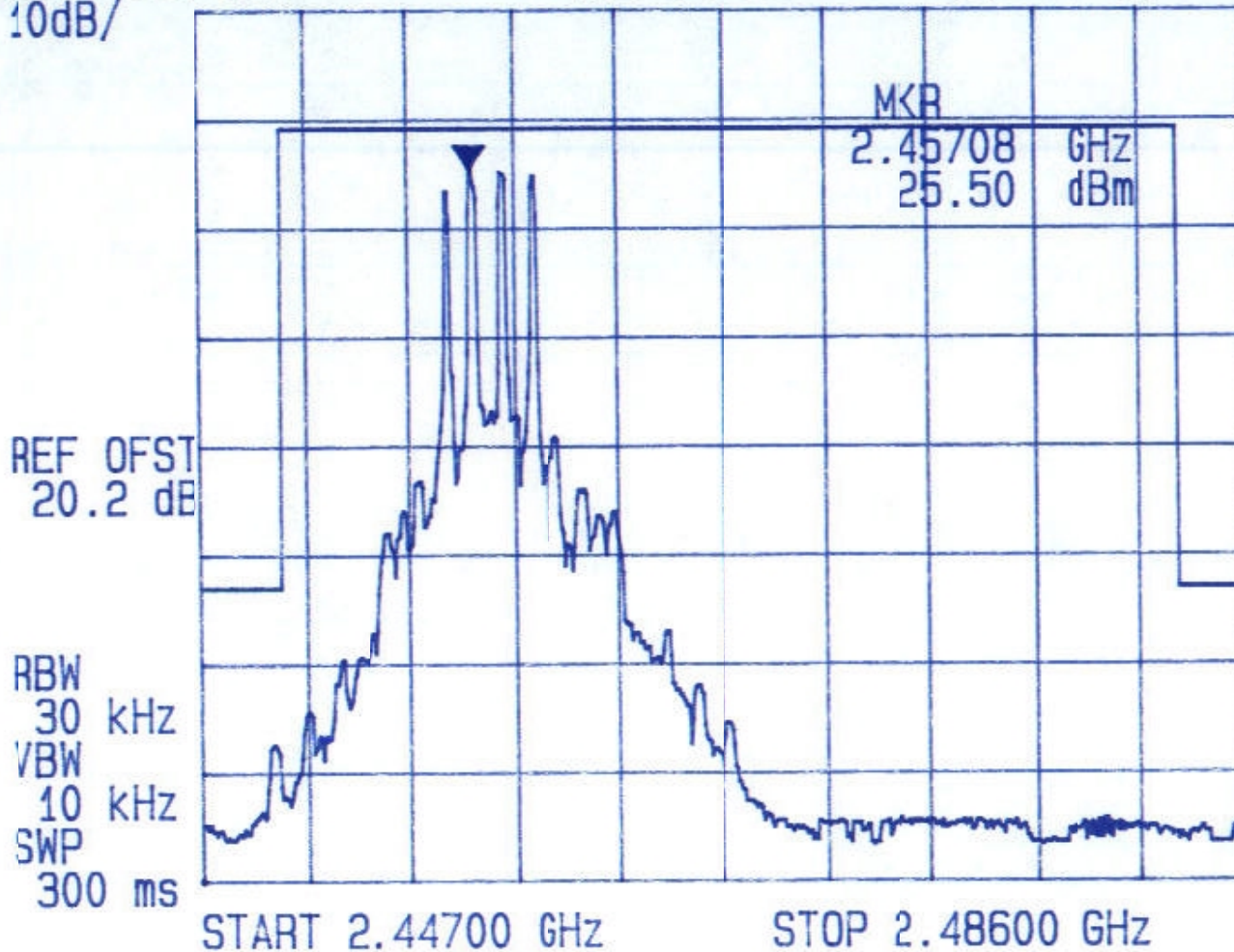
ENVIRONMENT CONDITION: +50°C

PLOT#4

REF 40.0 dBm
10dB/

ATT 30 dB

A_view B_view





K&A LLC
2.45 to 2.4835 GHz TRANSMITTER.

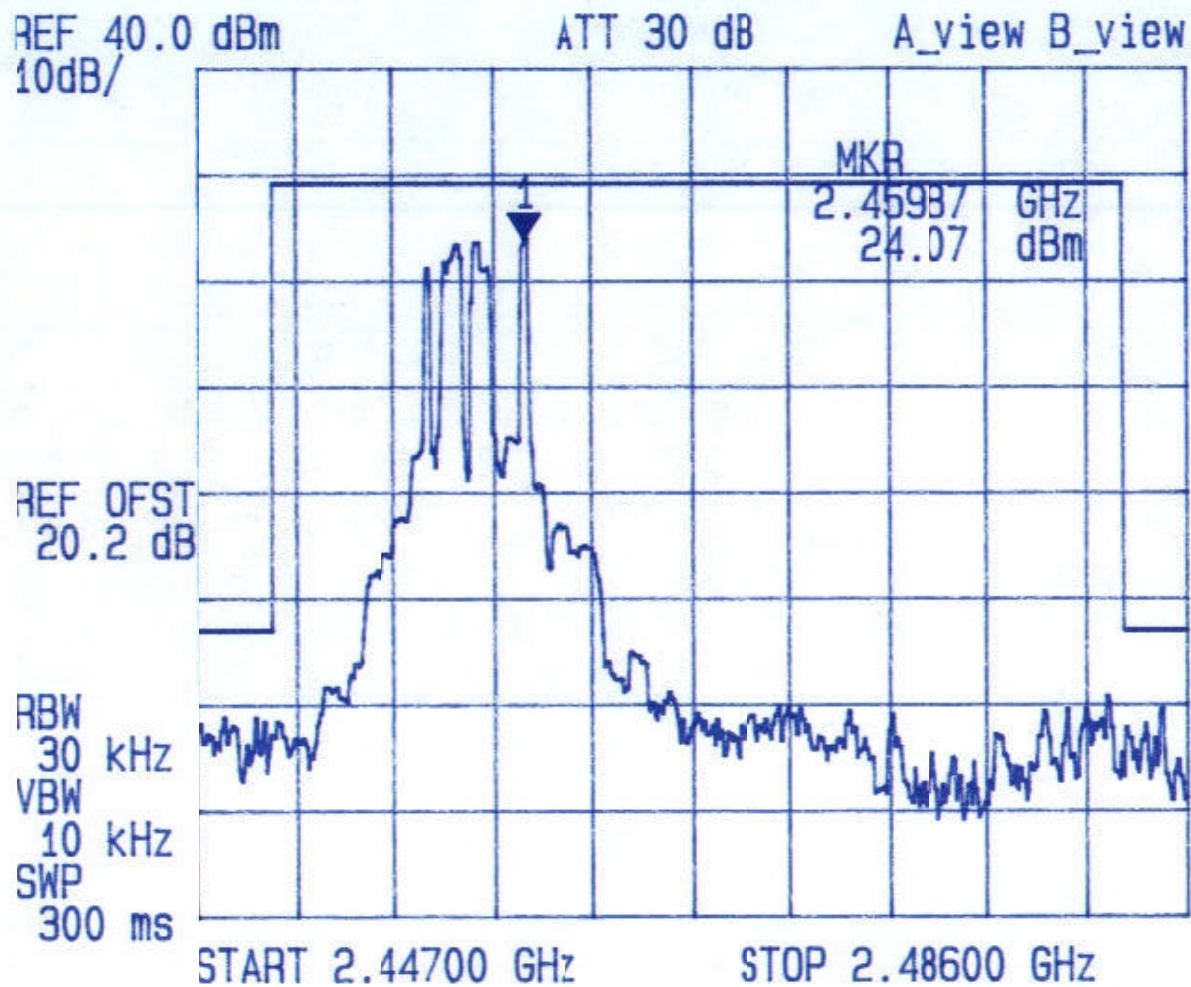
Frequency Stability, Tx CH 1
-30°C

ENVIRONMENT CONDITION: -30°C

Date: July 5 2001

Tested By: Wayne

PLOT # 5





K&A LLC
2.45 to 2.4835 GHz TRANSMITTER.

Frequency Stability. Tx of 2

+20°C

Date: July 4 2001
Tested By: wayne

PLOT # 6

