

**Figure 7**  
General Appearance of the EUT



**Figure 8**  
Inside of the EUT



**Figure 9**  
Inside of the EUT




**Figure 10**  
Inside of the EUT



**Figure 11**  
Inside of the EUT



**Figure 12**  
Inside of the EUT







**Figure 13**  
Components Side of the PCB




**Figure 14**  
Components Side of the PCB



**Figure 15**  
Components Side of the PCB



**Figure 16**  
Components Side of the PCB






**Figure 17**  
Components Side of the PCB



**Figure 18**  
Components Side of the PCB



**Figure 19**  
Components Side of the PCB



**Figure 20**  
Components Side of the PCB





