



Certification Exhibit

**FCC ID: ONTJETIDS24US
IC: 10491A-JETIDS24US**

**FCC Rule Part: 15.247
ISED Canada's Radio Standards Specification: RSS-247**

TÜV SÜD Project Number: 72131445

**Manufacturer: Esprit Model Inc.
Model: JETIDS24US**

Internal Photos




Figure 1: 2.4GHz Radio




Figure 2: 900MHz Radio

Internal Photos

Figure 1 - Removed back case



Figure 2a – Antennas 2400MHz



Figure 2b – Antenna 900MHz



Figure 3 - RF antenna view




Figure 4 - DS-CONT-2 Board Front




Figure 5 - DS-CONT-2 Board back




Figure 6 - DS-PW-E2 Board Front




Figure 7 - DS-PW-E2 Board back



Figure 8 - DS-SWS-2 Board Front



Figure 9 - DS-SWS-2 Board back



Figure 10 - DC-XHall-1 Board Front




Figure 11 - DC-XHall-1 Board back




Figure 12 - DC-YHall-2 Board front




Figure 13 - DC-YHall-2 Board back




Figure 14 - DC-SWP-1 Board front



Figure 15 - DC-SWP-1 Board back




Figure 21 - DS-PW-3 Board front




Figure 21 - DS-PW-4 Board back




Figure 22 - LCD front



Figure 23 - LCD back



Figure 24b – Antenna 2400MHz




Figure 24a – Antenna 900MHz

