

Client: TeleRadio
Model: Tele Radio 860

Order Number: 03017-01
Date: May 14, 2003

Exhibit VI



TEST SET-UP

Position Y & Position Z

EUT PHOTOS

Client: TeleRadio
Model: Tele Radio 860

Order Number: 03017-01
Date: May 14, 2003

EUT Test Position Front view

Position X



Position Y




Position Z




Client: TeleRadio
Model: Tele Radio 860

Order Number: 03017-01
Date: May 14, 2003

CONDUCTED TEST – Front view




CONDUCTED TEST – Back view




Client: TeleRadio
Model: Tele Radio 860

Order Number: 03017-01
Date: May 14, 2003

Peak Radiated Power **RADIATED TEST – Front view** Measurement Set-up




RADIATED TEST – Back view



Client: TeleRadio
Model: Tele Radio 860

Order Number: 03017-01
Date: May 14, 2003

Peak Radiated RF Level and 20 dB Bandwidth Measurement Set-up



Duty Cycle Measurement Set-up

