

FRONT VIEW

DYNAQUIP CONTROLS, INC.


SMARTCONNECT

MODEL: WCSCLV

ETHERNET MODE – ACTUATOR POWER

FCC SUBPART B AND C – RADIATED EMISSIONS – BELOW 1 GHz

**PHOTOGRAPH SHOWING THE EUT CONFIGURATION
FOR MAXIMUM EMISSIONS**



REAR VIEW

DYNAQUIP CONTROLS, INC.

SMARTCONNECT

MODEL: WCSCLV

ETHERNET MODE – ACTUATOR POWER

FCC SUBPART B AND C – RADIATED EMISSIONS – BELOW 1 GHz

**PHOTOGRAPH SHOWING THE EUT CONFIGURATION
FOR MAXIMUM EMISSIONS**



FRONT VIEW

DYNAQUIP CONTROLS, INC.


SMARTCONNECT

MODEL: WCSCLV

ETHERNET MODE – CLASS 2 TRANSFORMER POWER

FCC SUBPART B AND C – RADIATED EMISSIONS – BELOW 1 GHz

**PHOTOGRAPH SHOWING THE EUT CONFIGURATION
FOR MAXIMUM EMISSIONS**




REAR VIEW

DYNAQUIP CONTROLS, INC.
SMARTCONNECT
MODEL: WCSCLV

ETHERNET MODE – CLASS 2 TRANSFORMER POWER
FCC SUBPART B AND C – RADIATED EMISSIONS – BELOW 1 GHz

**PHOTOGRAPH SHOWING THE EUT CONFIGURATION
FOR MAXIMUM EMISSIONS**



FRONT VIEW

DYNAQUIP CONTROLS, INC.


SMARTCONNECT

MODEL: WCSCLV

WIFI MODE – ACTUATOR POWER

FCC SUBPART B AND C – RADIATED EMISSIONS – BELOW 1 GHz

**PHOTOGRAPH SHOWING THE EUT CONFIGURATION
FOR MAXIMUM EMISSIONS**



REAR VIEW

DYNAQUIP CONTROLS, INC.

SMARTCONNECT

MODEL: WCSCLV

WIFI MODE – ACTUATOR POWER

FCC SUBPART B AND C – RADIATED EMISSIONS – BELOW 1 GHz

**PHOTOGRAPH SHOWING THE EUT CONFIGURATION
FOR MAXIMUM EMISSIONS**



FRONT VIEW

DYNAQUIP CONTROLS, INC.

SMARTCONNECT

MODEL: WCSCLV

WIFI MODE – CLASS 2 TRANSFORMER POWER

FCC SUBPART B AND C – RADIATED EMISSIONS – BELOW 1 GHz

**PHOTOGRAPH SHOWING THE EUT CONFIGURATION
FOR MAXIMUM EMISSIONS**




REAR VIEW

DYNAQUIP CONTROLS, INC.
SMARTCONNECT
MODEL: WCSCLV

WIFI MODE – CLASS 2 TRANSFORMER POWER
FCC SUBPART B AND C – RADIATED EMISSIONS – BELOW 1 GHz

**PHOTOGRAPH SHOWING THE EUT CONFIGURATION
FOR MAXIMUM EMISSIONS**



FRONT VIEW

DYNAQUIP CONTROLS, INC.


SMARTCONNECT

MODEL: WCSCLV

ETHERNET MODE – ACTUATOR POWER

FCC SUBPART B AND C – RADIATED EMISSIONS – ABOVE 1 GHz


**PHOTOGRAPH SHOWING THE EUT CONFIGURATION
FOR MAXIMUM EMISSIONS**



REAR VIEW

DYNAQUIP CONTROLS, INC.
SMARTCONNECT
MODEL: WCSCLV
ETHERNET MODE – ACTUATOR POWER
FCC SUBPART B AND C – RADIATED EMISSIONS – ABOVE 1 GHz

**PHOTOGRAPH SHOWING THE EUT CONFIGURATION
FOR MAXIMUM EMISSIONS**



FRONT VIEW

DYNAQUIP CONTROLS, INC.


SMARTCONNECT

MODEL: WCSCLV

ETHERNET MODE – CLASS 2 TRANSFORMER POWER

FCC SUBPART B AND C – RADIATED EMISSIONS – ABOVE 1 GHz

**PHOTOGRAPH SHOWING THE EUT CONFIGURATION
FOR MAXIMUM EMISSIONS**




REAR VIEW

DYNAQUIP CONTROLS, INC.
SMARTCONNECT
MODEL: WCSCLV

ETHERNET MODE – CLASS 2 TRANSFORMER POWER
FCC SUBPART B AND C – RADIATED EMISSIONS – ABOVE 1 GHz


**PHOTOGRAPH SHOWING THE EUT CONFIGURATION
FOR MAXIMUM EMISSIONS**



FRONT VIEW

DYNAQUIP CONTROLS, INC.
SMARTCONNECT
MODEL: WCSCLV
WIFI MODE – ACTUATOR POWER
FCC SUBPART B AND C – RADIATED EMISSIONS – ABOVE 1 GHz

**PHOTOGRAPH SHOWING THE EUT CONFIGURATION
FOR MAXIMUM EMISSIONS**



REAR VIEW

DYNAQUIP CONTROLS, INC.


SMARTCONNECT

MODEL: WCSCLV

WIFI MODE – ACTUATOR POWER

FCC SUBPART B AND C – RADIATED EMISSIONS – ABOVE 1 GHz

**PHOTOGRAPH SHOWING THE EUT CONFIGURATION
FOR MAXIMUM EMISSIONS**



FRONT VIEW

DYNAQUIP CONTROLS, INC.


SMARTCONNECT

MODEL: WCSCLV

WIFI MODE – CLASS 2 TRANSFORMER POWER

FCC SUBPART B AND C – RADIATED EMISSIONS – ABOVE 1 GHz

**PHOTOGRAPH SHOWING THE EUT CONFIGURATION
FOR MAXIMUM EMISSIONS**



REAR VIEW

DYNAQUIP CONTROLS, INC.
SMARTCONNECT
MODEL: WCSCLV

WIFI MODE – CLASS 2 TRANSFORMER POWER
FCC SUBPART B AND C – RADIATED EMISSIONS – ABOVE 1 GHz

**PHOTOGRAPH SHOWING THE EUT CONFIGURATION
FOR MAXIMUM EMISSIONS**



FRONT VIEW

DYNAQUIP CONTROLS, INC.
SMARTCONNECT
MODEL: WCSCLV
ETHERNET MODE – ACTUATOR POWER
FCC SUBPART B AND C – CONDUCTED EMISSIONS

**PHOTOGRAPH SHOWING THE EUT CONFIGURATION
FOR MAXIMUM EMISSIONS**



REAR VIEW

DYNAQUIP CONTROLS, INC.
SMARTCONNECT
MODEL: WCSCLV
ETHERNET MODE – ACTUATOR POWER
FCC SUBPART B AND C – CONDUCTED EMISSIONS

**PHOTOGRAPH SHOWING THE EUT CONFIGURATION
FOR MAXIMUM EMISSIONS**



FRONT VIEW

DYNAQUIP CONTROLS, INC.
SMARTCONNECT
MODEL: WCSCLV
ETHERNET MODE – CLASS 2 TRANSFORMER POWER
FCC SUBPART B AND C – CONDCUTED EMISSIONS


**PHOTOGRAPH SHOWING THE EUT CONFIGURATION
FOR MAXIMUM EMISSIONS**



REAR VIEW

DYNAQUIP CONTROLS, INC.
SMARTCONNECT
MODEL: WCSCLV
ETHERNET MODE – CLASS 2 TRANSFORMER POWER
FCC SUBPART B AND C – CONDUCTED EMISSIONS

**PHOTOGRAPH SHOWING THE EUT CONFIGURATION
FOR MAXIMUM EMISSIONS**



FRONT VIEW

DYNAQUIP CONTROLS, INC.
SMARTCONNECT
MODEL: WCSCLV
WIFI MODE – ACTUATOR POWER
FCC SUBPART B AND C – CONDUCTED EMISSIONS


**PHOTOGRAPH SHOWING THE EUT CONFIGURATION
FOR MAXIMUM EMISSIONS**



REAR VIEW

DYNAQUIP CONTROLS, INC.
SMARTCONNECT
MODEL: WCSCLV
WIFI MODE – ACTUATOR POWER
FCC SUBPART B AND C – CONDUCTED EMISSIONS

**PHOTOGRAPH SHOWING THE EUT CONFIGURATION
FOR MAXIMUM EMISSIONS**



FRONT VIEW

DYNAQUIP CONTROLS, INC.

SMARTCONNECT

MODEL: WCSCLV

WIFI MODE – CLASS 2 TRANSFORMER POWER

FCC SUBPART B AND C – CONDCUTED EMISSIONS

**PHOTOGRAPH SHOWING THE EUT CONFIGURATION
FOR MAXIMUM EMISSIONS**



REAR VIEW

DYNAQUIP CONTROLS, INC.
SMARTCONNECT
MODEL: WCSCLV

WIFI MODE – CLASS 2 TRANSFORMER POWER
FCC SUBPART B AND C – CONDUCTED EMISSIONS

**PHOTOGRAPH SHOWING THE EUT CONFIGURATION
FOR MAXIMUM EMISSIONS**