



6. Photographs of the Test Setup


Photograph 1: Set-up for RF Conducted Power at Antenna Port



Photograph 2: Set-up for Bandwidth Test



Photograph 3: Set-up for Radiated Test of Transmitter, Front View



Prüfbericht - Nr.: 50004840 001
Test Report No.:

Seite 36 von 39
Page 36 of 39

Photograph 4: Set-up for Radiated Test of Transmitter, Rear View



Photograph 5: Set-up for Radiated Emission, EUT Configuration X-Axis



Prüfbericht - Nr.: 50004840 001
Test Report No.:

Seite 37 von 39
Page 37 of 39

Photograph 6: Set-up for Radiated Emission, EUT Configuration Y-Axis



Photograph 7: Set-up for Radiated Emission, EUT Configuration Z-Axis

