



CATEYE PADRONE SMART+

SMART COMPUTER CC-SC100B

Start Guide



The Bluetooth word mark and logos are owned by the Bluetooth SIG, Inc. and any use of such marks by CATEYE Co., Ltd. is under license. Other trademarks and trade names are those of their respective owners.

Pat. and Design Pat. Pending
Copyright © 2015 CATEYE Co., Ltd.
CCSC100B-150309 066601197 1



This device complies with Part 15 of the FCC Rules and Industry Canada licence-exempt RSS standard(s). Operation is subject to the following two conditions: (1) this device may not cause harmful interference, and (2) this device must accept any interference received, including interference that may cause undesired operation.

L'appareil est conforme à la réglementation FCC, section 15 et Industrie Canada RSS standard exempts de licence (s). Son utilisation est soumise à deux conditions:

NOTE: This equipment has been tested and found to comply with the limits for a Class B digital device, pursuant to Part 15 of the FCC Rules. These limits are designed to provide reasonable

protection against harmful interference in a residential installation. This equipment generates, uses and can radiate radio frequency energy and, if not installed and used in accordance with the instructions, may cause harmful interference to radio communications. However, there is no guarantee that interference will not occur in a particular installation. If this equipment does cause harmful interference to radio or television reception, which can be determined by turning the equipment off and on, the user is encouraged to try to correct the interference by one or more of the following measures:

Herby, CATEYE Co., Ltd., declares that this CC-PA500B is in compliance with the essential requirements and other relevant provisions of Directive 1999/5/EC.



Before using this device, be sure to thoroughly read this guide and the online manual in order to fully understand the functions of this device. Then, use this device safely and correctly.

For the latest information on the smartphones that are compatible with Cateye Cycling™ operations, see "Cateye Cycling™ Recommended Devices" by accessing the following URL or QR code.

ご使用になる前にこのガイドとオンラインマニュアルをよくお読みいただき本器の機能を十分にご理解の上、安全に正しくご使用ください。Cateye Cycling™の動作を推奨するスマートフォンの最新情報については、以下のURLまたはQRコードから「Cateye Cycling™推奨機種」をご覧ください。

Avant d'utiliser cet appareil, veuillez à lire attentivement le présent guide ainsi que le manuel en ligne afin de parfaitement comprendre les fonctions de l'appareil. Utilisez ensuite l'appareil correctement et en toute sécurité. Pour les informations les plus récentes sur les smartphones compatibles avec Cateye Cycling™, veuillez consulter « Appareils recommandés pour Cateye Cycling™ » en accédant à l'URL ou au code QR suivant.

Machen Sie sich gründlich mit dieser Anleitung, der Online-Anleitung und dem Funktionsumfang vertraut, bevor Sie das Gerät benutzen. Nutzen Sie das Gerät anschließend auf sichere und richtige Weise. Aktuelle Informationen zu mit Cateye Cycling™ kompatiblen Smartphones finden Sie unter „Cateye Cycling™ - Empfohlene Geräte“ - rufen Sie dazu einfach die folgende URL auf oder scannen Sie den QR-Code.

Voordat u dit apparaat gebruikt, moet u deze handleiding en de online handleiding grondig lezen om de functies van dit apparaat volledig te begrijpen. Gebruik daarna het apparaat op een veilige en correcte manier. Voor de nieuwste informatie over smartphones die compatibel zijn met Cateye Cycling™ raadpleegt u „Aanbevolen apparaten Cateye Cycling™“ door de volgende URL of QR-code te openen.

Antes de utilizar este dispositivo, asegúrese de leer completamente esta guía y el manual en línea para comprender completamente las funciones de este dispositivo. A continuación, utilice este dispositivo de forma segura y correcta. Para obtener la versión más reciente sobre teléfonos inteligentes compatibles con las operaciones de Cateye Cycling™, consulte «Dispositivos recomendados de Cateye Cycling™» accediendo a la siguiente dirección URL o código QR.

Prima di utilizzare il dispositivo, leggere attentamente questa guida e il manuale online per comprendere le funzioni del dispositivo. Quindi, utilizzarlo in modo sicuro e corretto. Per le informazioni più recenti sugli smartphone compatibili con le operazioni Cateye Cycling™, consultare «Dispositivi consigliati per Cateye Cycling™», immettendo il seguente URL o codice QR.

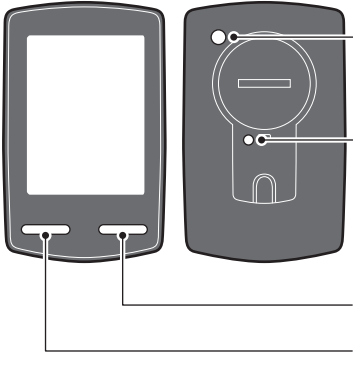
使用前、請詳閱本指南及線上使用手冊，待充分瞭解本裝置功能後，再安全且正確地使用本裝置。關於適合 Cateye Cycling™ 軟體的智慧型手機推薦機种的最新資訊，則請從以下的 URL 或 QR 代碼，參閱「Cateye Cycling™ 推薦機種」。

Innan du använder denna enhet, se till att noggrant läsa igenom denna guide och online-manualen för att förstå enhetens funktioner till fullo. Använd sedan denna enhet på ett säkert och korrekt sätt. För den senaste informationen för de smartphones som är kompatibla med Cateye Cycling™, se «Rekommenderade enheter för Cateye Cycling™» genom att öppna följande URL eller QR-kod.

JP http://www.cateye.com/data/resources/cc_phone_mail.pdf
ENG http://www.cateye.com/data/resources/cc_compatible_device.pdf

Smart computer

スマートコンピュータ



OPTION

AC

SS/LAP

MODE

Sensor


使用できるセンサー

- Speed スピード
- Cadence ケイデンス
- Heart rate 心拍数
- Power パワー



1603970

Speed sensor (Speed/Cadence)
スピードセンサー (スピード/ケイデンス)

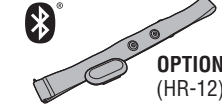


OPTION (ISC-12)

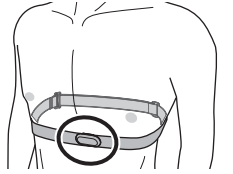


1603980

Heart rate sensor kit
心拍センサー



OPTION (HR-12)



Power sensor
パワーセンサー

The Bluetooth word mark and logos are owned by the Bluetooth SIG, Inc. and any use of such marks by CATEYE Co., Ltd. is under license. Other trademarks and trade names are those of their respective owners.

1 Install Cateye Cycling™

Cateye Cycling™をインストールします



If using an iPhone
iPhoneをお持ちの場合



<https://itunes.apple.com/app/cateye-cycling/id882677606?mt=8>

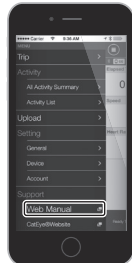
If using an Android smartphone
Androidスマートフォンをお持ちの場合



<https://play.google.com/store/apps/details?id=com.cateye.cycling>

2 Perform setup according to the procedure in the online manual

オンラインマニュアルの手順に従ってセットアップを行います



Cateye Cycling™

- ⊖ (Menu) > Online Manual > PADRONE SMART+
- ⊖ (メニュー) > オンラインマニュアル > PADRONE SMART+
- ⊖ (选单) > 线上使用手冊 > PADRONE SMART+



Online Manual

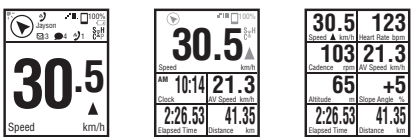
<http://cateye.com/manual/CC-SC100B/>

Measurements and Settings / 計測と設定

Screen customization


画面カスタマイズ

Screen example / 画面例



Received call notification function

着信通知機能

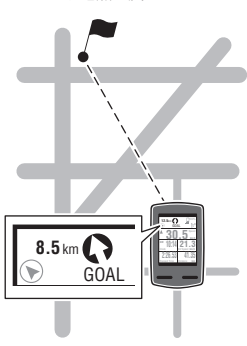


Bag or pocket
カバンやポケット

Simple navigation function

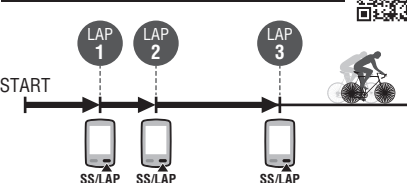
簡易ナビ機能

- Ride to destination
目的地
- Return to starting point
スタート地点へ戻る



Lap function

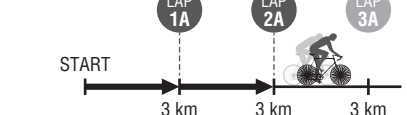
ラップ機能



Automatic lap function

オートラップ機能

- Map / マップ
- Distance / 距離
- Time / 時間



Countdown function

カウントダウン機能

- Distance / 距離
- Time / 時間

Example:
Countdown time / カウントダウン時間 2h

