

**FCC/IC - TEST REPORT**Report Number : **68.760.14.350.01** Date of Issue: Dec 12, 2014Model : 363005Product Type : MP10QCFSG ModuleApplicant : ICON Health & Fitness Inc.Address : 1500 South 1000 West, Logan UT 84321, USAProduction Facility : Wanlida Group Co., Ltd.Address : Wanlida Industry Zone, 363601 Nanjing, Fujian,PEOPLE'S REPUBLIC OF CHINATest Result :  **Positive**  **Negative**Total pages including  
Appendices : 14

*TÜV SÜD Certification and Testing (China) Co., Ltd. Shenzhen Branch is a subcontractor to TÜV SÜD Product Service GmbH according to the principles outlined in ISO 17025.*

*TÜV SÜD Certification and Testing (China) Co., Ltd. Shenzhen Branch reports apply only to the specific samples tested under stated test conditions. Construction of the actual test samples has been documented. It is the manufacturer's responsibility to assure that additional production units of this model are manufactured with identical electrical and mechanical components. The manufacturer/importer is responsible to the Competent Authorities in Europe for any modifications made to the production units which result in non-compliance to the relevant regulations. TÜV SÜD Certification and Testing (China) Co., Ltd. Shenzhen Branch shall have no liability for any deductions, inferences or generalizations drawn by the client or others from TÜV SÜD Certification and Testing (China) Co., Ltd. Shenzhen Branch issued reports.*

*This report is the confidential property of the client. As a mutual protection to our clients, the public and ourselves, extracts from the test report shall not be reproduced except in full without our written approval.*



# 1 Table of Contents

1 Table of Contents .....	2
2 Details about the Test Laboratory .....	3
3 Description of the Equipment Under Test .....	4
4 Summary of Test Standards .....	5
5 Summary of Test Results.....	6
6 General Remarks.....	7
7 Technical Requirement.....	8
7.1 Conducted Emission Test.....	8
7.2 Radiated Emission Test 30MHz – 1000MHz .....	12

## 2 Details about the Test Laboratory

### Details about the Test Laboratory

Company name: TÜV SÜD Certification and Testing (China) Co., Ltd. Shenzhen Branch  
Building 12&13, Zhiheng Wisdomland Business Park,  
Nantou Checkpoint Road 2, Nanshan District,  
Shenzhen City, 518052,  
P. R. China

Telephone: 86 755 8828 6998  
Fax: 86 755 8828 5299

#### Test Site 2

Company name: Audix Technology (shenzhen) Co.,Ltd  
Block Shenzhen, Science & Industry Park,  
Nantou, Shenzhen,  
Guangdong,  
China

Telephone: 86 755 2663 9496  
Fax: 86 755 2663 2877

### 3 Description of the Equipment Under Test

Product:	MP10QCFSG Module
Model no.:	363005
FCC ID:	OMC363005
IC ID:	3673A-363005
Options and accessories:	NIL
Rating:	DC 12V Powered by external power supply: Adaptor Input: 100-240VAC, 50/60Hz Adaptor Output: 12VDC, 2.0A
RF Transmission Frequency:	2402-2480MHz for Bluetooth3.0 & 4.0 2412-2462MHz for WIFI
No. of Operated Channel:	79 channels for Bluetooth3.0 39 channels for Bluetooth4.0 11 channels for WIFI
Modulation:	GFSK, $\pi/4$ -DQPSK, 8DPSK, OFDM, DSSS
Duty Cycle:	11.5% for Bluetooth 3.0 15.2% for Bluetooth 4.0 100% for WIFI
Antenna Type:	Embedded Type Antenna
Antenna Gain:	1dBi
Description of the EUT:	The Equipment Under Test (EUT) is a MP10QCFSG Module operated at 2.4GHz

## 4 Summary of Test Standards

Test Standards	
FCC Part 15 Subpart B 10-1-14 Edition	Unintentional Radiators
ICES-003 Issue 5 August 2012	Information Technology Equipment (ITE) – Limits and methods of measurement



China

## 5 Summary of Test Results

Emission Tests					
FCC Part 15 Subpart B 10-1-14 Edition/ICES-003 Issue 5					
Test Condition	Pages	Test Site	Test Result		
			Pass	Fail	N/A
Conducted Emission on AC 150kHz to 30MHz	8	Site 2	<input checked="" type="checkbox"/>	<input type="checkbox"/>	<input type="checkbox"/>
Radiated Emission 30MHz to 1000MHz	12	Site 2	<input checked="" type="checkbox"/>	<input type="checkbox"/>	<input type="checkbox"/>

## 6 General Remarks

### Remarks

Nil.

### SUMMARY:

All tests according to the regulations cited on page 5 were

- Performed

- **Not** Performed

The Equipment under Test

- **Fulfills** the general approval requirements.

- **Does not** fulfill the general approval requirements.

Sample Received Date: Nov 05, 2014

Testing Start Date: Nov 06, 2014


Testing End Date: Dec 11, 2014

- TÜV SÜD Certification and Testing (China) Co., Ltd. Shenzhen Branch -

Reviewed by:

Prepared by:

Tested by:



Phoebe Hu  
EMC Project Manager

Calvin Weng  
EMC Project Engineer

Leo.Li  
EMC Test Engineer

## 7 Technical Requirement

### 7.1 Conducted Emission Test

#### Test Method

1. The EUT was placed on a table, which is 0.8m above ground plane
2. The power line of the EUT is connected to the AC mains through a Artificial Mains Network (A.M.N.).
3. Maximum procedure was performed to ensure EUT compliance
4. A EMI test receiver is used to test the emissions from both sides of AC line

#### Limit

According to §15.107, conducted emissions limit as below:

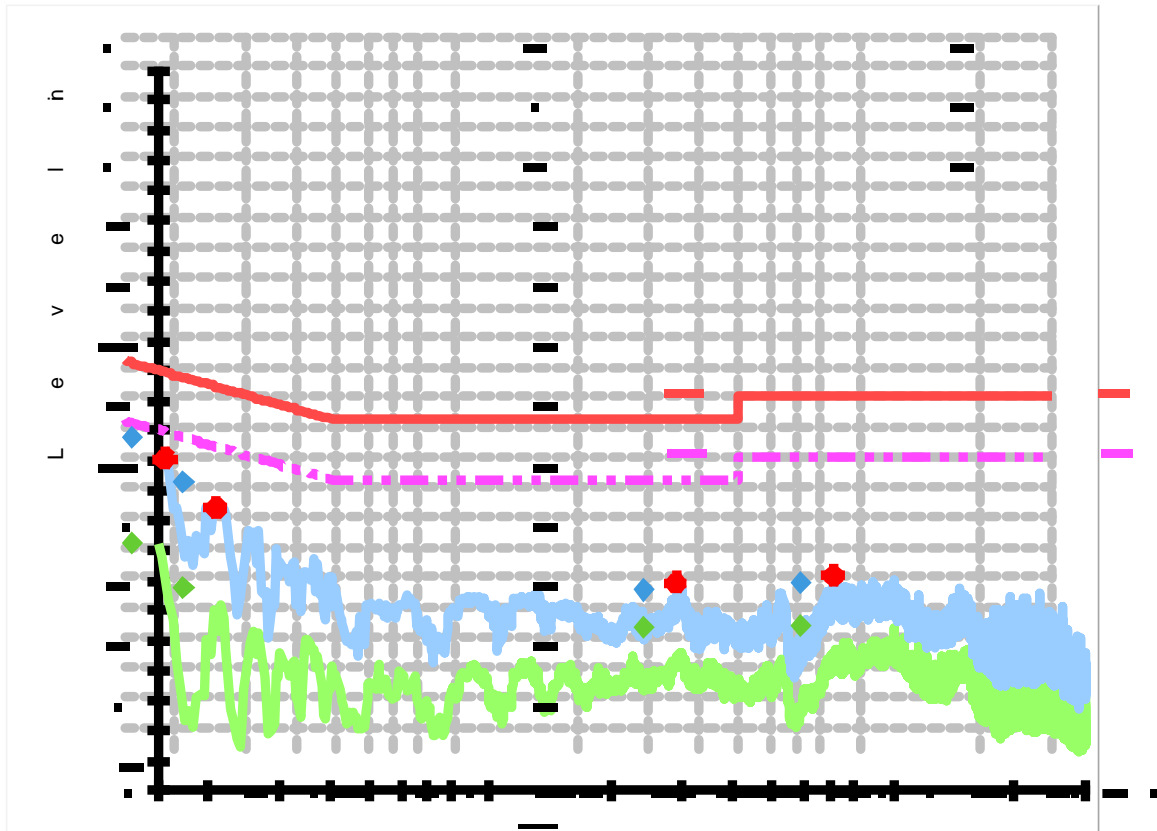
Frequency MHz	QP Limit dB $\mu$ V	AV Limit dB $\mu$ V
0.150-0.500	66-56*	56-46*
0.500-5	56	46
5-30	60	50

Decreasing linearly with logarithm of the frequency



### Conducted Emission

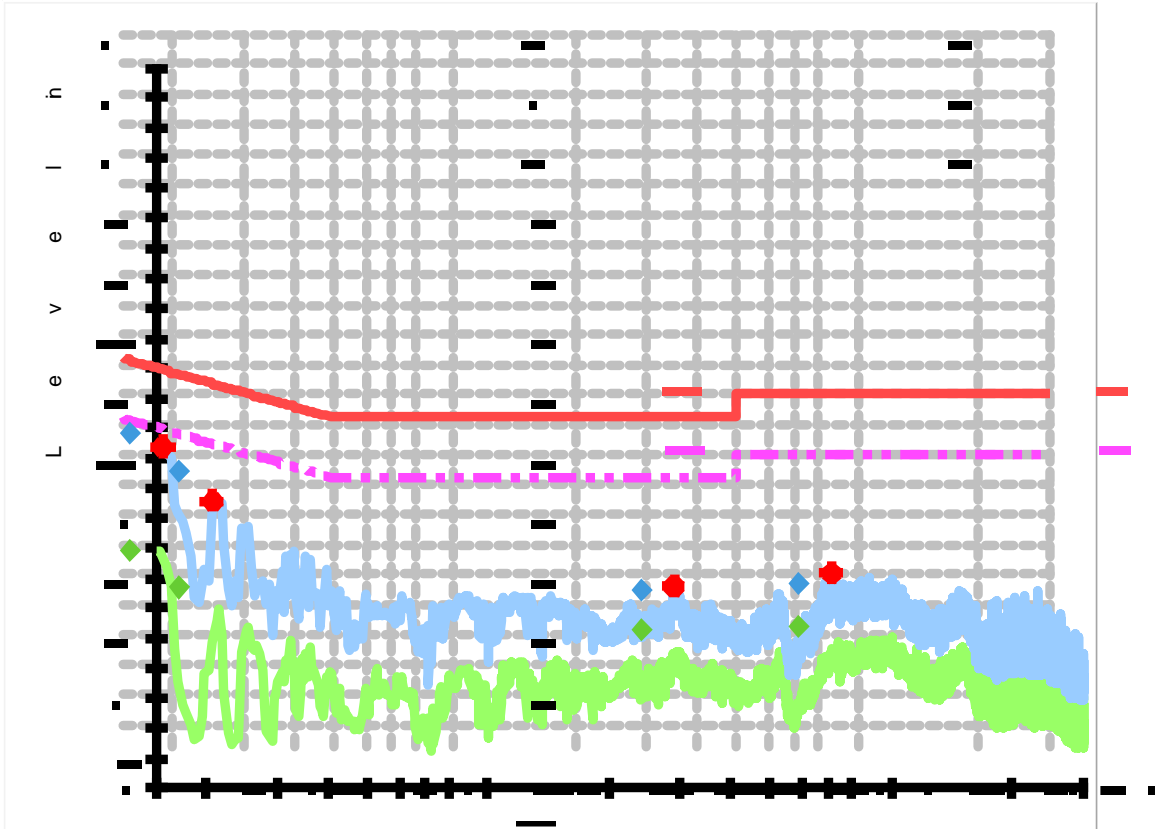
Product Type : MP10QCFSG Module  
 M/N : 363005  
 Operating Condition : Video Play and LAN communication  
 Test Specification : Line  
 Comment : AC 120V/60Hz



Frequency (MHz)	QuasiPeak (dBµV)	Average (dBµV)	Limit (dBµV)	Margin (dB)	Line	Corr. (dB)
0.154500	---	33.82	55.75	21.93	L1	9.6
0.154500	53.49	---	65.75	12.26	L1	9.6
0.205500	---	27.85	53.39	25.54	L1	9.8
0.205500	47.05	---	63.39	16.34	L1	9.8
2.889500	---	20.71	46.00	25.29	L1	9.8
2.889500	27.32	---	56.00	28.68	L1	9.8
7.145500	---	21.16	50.00	28.84	L1	10.0
7.145500	28.32	---	60.00	31.68	L1	10.0

### Conducted Emission

Product Type : MP10QCFSG Module  
 M/N : 363005  
 Operating Condition : Video Play and LAN communication  
 Test Specification : Neutral  
 Comment : AC 120V/60Hz



Frequency (MHz)	QuasiPeak (dBμV)	Average (dBμV)	Limit (dBμV)	Margin (dB)	Line	Corr. (dB)
0.158000	---	39.75	55.57	15.82	N	9.6
0.158000	54.14	---	65.57	11.43	N	9.6
0.209500	---	33.64	53.23	19.59	N	9.8
0.209500	47.72	---	63.23	15.51	N	9.8
0.741500	---	22.92	46.00	23.08	N	9.9
0.741500	33.78	---	56.00	22.22	N	9.9
7.181500	---	24.93	50.00	25.07	N	9.0
7.181500	32.10	---	60.00	27.90	N	9.0

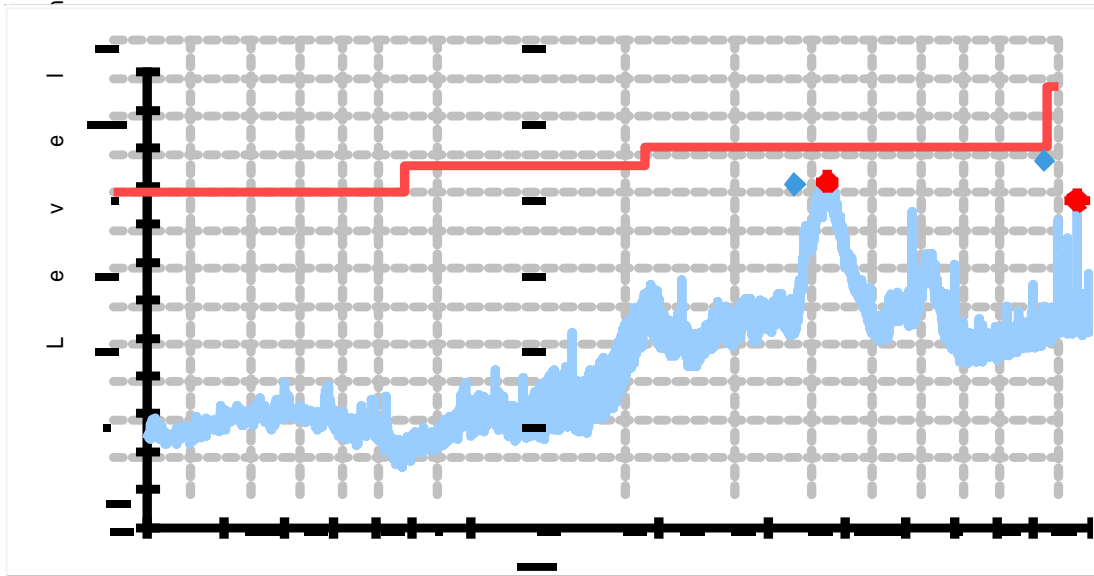
## Test Equipment List

### Conducted emission test

Equipment	Manufacturer	Model No.	Serial No.	Cal. due. date
Test Receiver	Rohde & Schwarz	ESHS10	838693/001	Oct.31, 2015
L.I.S.N.#1	Rohde & Schwarz	ESH2-Z5	834066/011	Oct.31, 2015
Terminator	Hubersuhner	50Ω	No. 1	May.08, 2015
Terminator	Hubersuhner	50Ω	No. 2	May.08, 2015
RF Cable	Fujikura	3D-2W	No.1	May.08, 2015
Coaxial Switch	Anritsu	MP59B	M50564	May.08, 2015
Pulse Limiter	Rohde & Schwarz	ESH3-Z2	100341	May.08, 2015

## 7.2 Radiated Emission Test 30MHz – 1000MHz

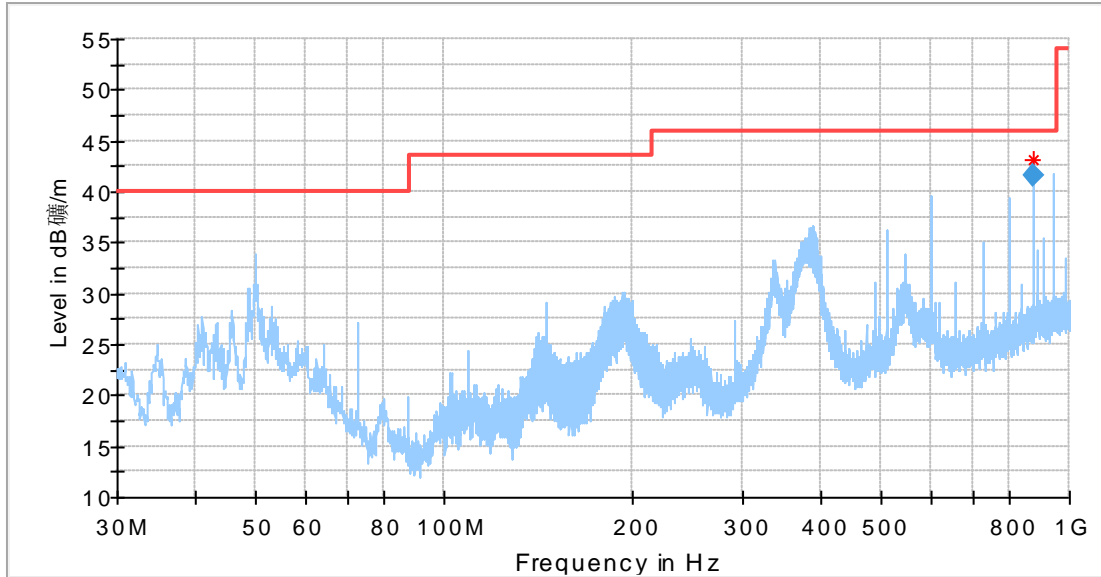
Product Type : MP10QCFSG Module  
 M/N : 363005  
 Operating Condition : Video Play and LAN communication  
 Ant. Polarity : Horizontal  
 Comment : 30-1000MHz



Frequency (MHz)	QuasiPeak (dBµV/m)	Limit (dBµV/m)	Margin (dB)	Meas. Time (ms)	Bandwidth (kHz)	Height (cm)	Po l	Azimuth (deg)	Corr. (dB)
374.303125	41.13	46.00	4.87	10.0	120.000	115.0	H	174.0	17.5
945.499375	42.71	46.00	3.29	10.0	120.000	100.0	H	170.0	26.2

## 7.2 Radiated Emission Test 30MHz – 1000MHz

Product Type : MP10QCFSG Module  
 M/N : 363005  
 Operating Condition : Video Play and LAN communication  
 Ant. Polarity : Vertical  
 Comment : 30-1000MHz



Frequency (MHz)	QuasiPeak (dBµV/m)	Limit (dBµV/m)	Margin (dB)	Meas. Time (ms)	Bandwidth (kHz)	Height (cm)	Pol	Azimuth (deg)	Corr. (dB)
872.771875	41.65	46.00	4.35	10.0	120.000	100.0	V	156.0	25.5

Remark: there is no signal detected above 1GHz, so no data shown above 1GHz.

**Test Equipment List****Radiated Emission Test**

DESCRIPTION	MANUFACTURER	MODEL NO.	SERIAL NO.	CAL. DUE DATE
EMI Spectrum	Agilent	E4407B	MY41440292	May 07, 2015
Test Receiver	Rohde & Schwarz	ESVS10	834468/011	May 07, 2015
Amplifier	HP	8447D	2648A04738	May 07, 2015
Bilog Antenna	Schaffner	CBL6111C	2598	Dec.13, 2015
RF Cable	MIYAZAKI	8D-FB	3# Chamber No.1	May 07, 2015
Coaxial Switch	Anritsu	MP59B	M73989	May 07, 2015