

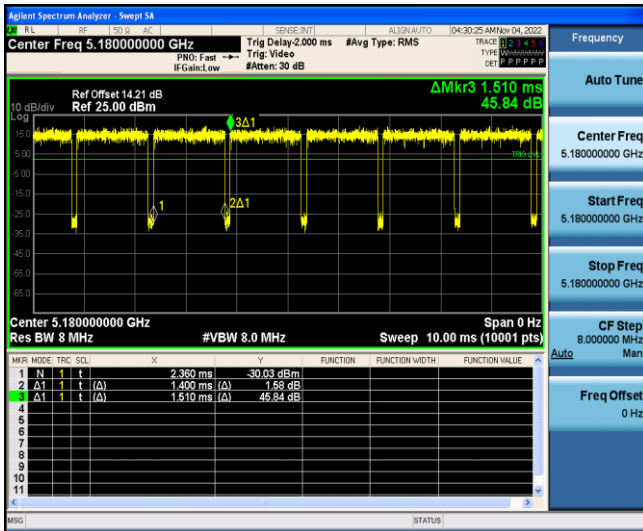
4.5.4 Test Data

| Test Mode | Tx On (ms) | VBW (kHz) | Tx On + Tx Off (ms) | Duty Cycle (%) |
|-----------|------------|-----------|---------------------|----------------|
| 1 | 1.40 | 0.76 | 1.51 | 92.72 |
| 2 | 1.31 | 1.58 | 1.41 | 92.91 |
| 3 | 1.31 | 1.58 | 1.42 | 92.25 |

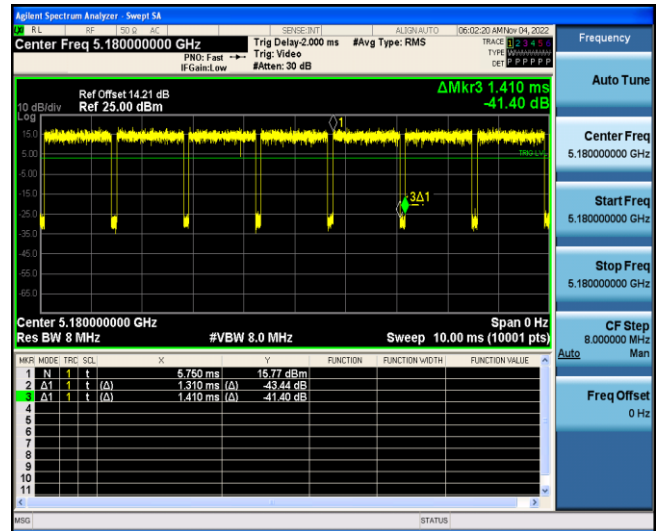
Note 1: T means the minimum transmission duration over which the transmitter is on and is transmitting at its maximum power control level for the tested mode of operation.

Note 2: According to KDB 789033, when test for Radiated Emission Band Edge and Radiated Emission, for average detector set: $VBW \geq 1/T$ will be used.

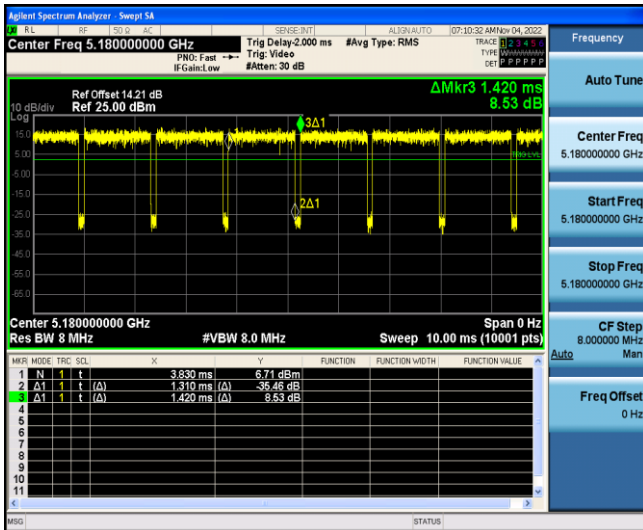
Mode 1



Mode 2



Mode 3

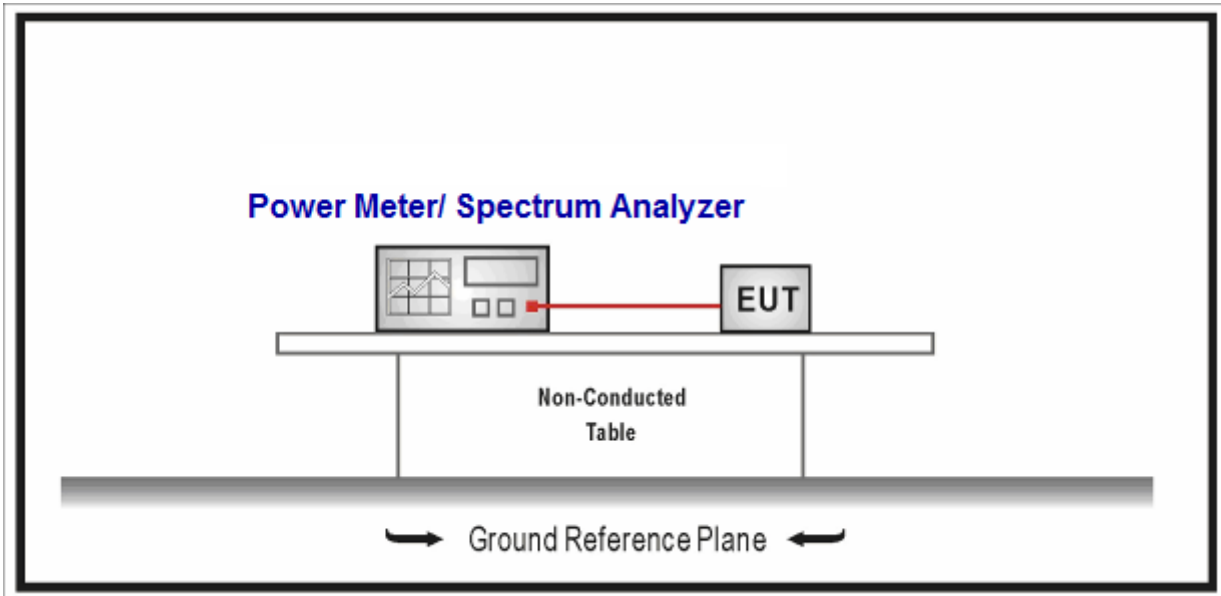


| | |
|-------------------------|----------------------|
| 4.6 Power Output | VERDICT: PASS |
|-------------------------|----------------------|

4.6.1 Limit

| Standard | FCC CFR Title 47 Part 15 Subpart C&E |
|---|---|
| <input checked="" type="checkbox"/> | For the band 5.15-5.25 GHz |
| <input type="checkbox"/> | Outdoor access point: the maximum conducted output power shall not exceed 1 W. If $G_{TX} > 6\text{dBi}$, then $P_{out} \leq 30 - (G_{TX} - 6)$ and $\leq 125\text{mW}$ at any angle above 30 degrees |
| <input type="checkbox"/> | Indoor access point: the maximum conducted output power shall not exceed 1 W. If $G_{TX} > 6\text{dBi}$, then $P_{out} \leq 30 - (G_{TX} - 6)$ |
| <input type="checkbox"/> | Fixed point-to-point access points: the maximum conducted output power shall not exceed 1 W. If $G_{TX} > 23\text{dBi}$, then $P_{out} \leq 30 - (G_{TX} - 23)$ |
| <input checked="" type="checkbox"/> | client devices: the maximum conducted output power shall not exceed 250mW. If $G_{TX} > 6\text{dBi}$, then $P_{out} \leq 24 - (G_{TX} - 6)$ |
| <input checked="" type="checkbox"/> | For the band 5.25-5.35 GHz: |
| <input checked="" type="checkbox"/> | The maximum conducted output power shall not exceed 250mW or $11\text{dBm} + 10 \text{Log B}$, where B is the 26dB emission bandwidth in MHz. If $G_{TX} > 6\text{dBi}$, then $P_{out} \leq (\text{The lesser of } 24 \text{ or } 11\text{dBm} + 10 \text{Log B}) - (G_{TX} - 6)$ |
| <input checked="" type="checkbox"/> | For the 5.47-5.725 GHz: |
| <input checked="" type="checkbox"/> | The maximum conducted output power shall not exceed 250mW or $11\text{dBm} + 10 \text{Log B}$, where B is the 26dB emission bandwidth in MHz. If $G_{TX} > 6\text{dBi}$, then $P_{out} \leq (\text{The lesser of } 24 \text{ or } 11\text{dBm} + 10 \text{Log B}) - (G_{TX} - 6)$ |
| <input checked="" type="checkbox"/> | For the band 5.725-5.85 GHz: |
| <input checked="" type="checkbox"/> | Point-to-multipoint systems (P2M): the maximum conducted output power (P_{out}) shall not exceed the lesser of 1 W. If $G_{TX} > 6 \text{ dBi}$, then $P_{out} = 30 - (G_{TX} - 6)$ |
| <input type="checkbox"/> | Point-to-point systems (P2P): the maximum conducted output power (P_{out}) shall not exceed the lesser of 1 W |
| Note 1 : GTX directional gain of transmitting antennas. | |
| Note 2 : Pout is maximum conducted output power . | |

4.6.2 Test Setup



4.6.3 Test Procedure

| | References Rule | Chapter | Description |
|-------------------------------------|---|----------|---|
| <input checked="" type="checkbox"/> | ANSI C63.10 | 12.3 | Maximum conducted output power |
| <input checked="" type="checkbox"/> | ANSI C63.10 | 12.3.2 | Maximum conducted output power measurement using a spectrum analyzer (SA) or EMI receiver |
| | <input type="checkbox"/> ANSI C63.10 | 12.3.2.2 | Method SA-1 |
| | <input type="checkbox"/> ANSI C63.10 | 12.3.2.3 | Method SA-1A (alternative) |
| | <input checked="" type="checkbox"/> ANSI C63.10 | 12.3.2.4 | Method SA-2 |
| | <input type="checkbox"/> ANSI C63.10 | 12.3.2.5 | Method SA-2A (alternative) |
| | <input type="checkbox"/> ANSI C63.10 | 12.3.2.6 | Method SA-3 |
| | <input type="checkbox"/> ANSI C63.10 | 12.3.2.7 | Method SA-3A (alternative) |
| <input checked="" type="checkbox"/> | ANSI C63.10 | 12.3.3 | Maximum conducted output power using a power meter |
| | <input type="checkbox"/> ANSI C63.10 | 12.3.3.1 | Method PM |
| | <input checked="" type="checkbox"/> ANSI C63.10 | 12.3.3.2 | Method PM-G |

4.6.4 Test Data

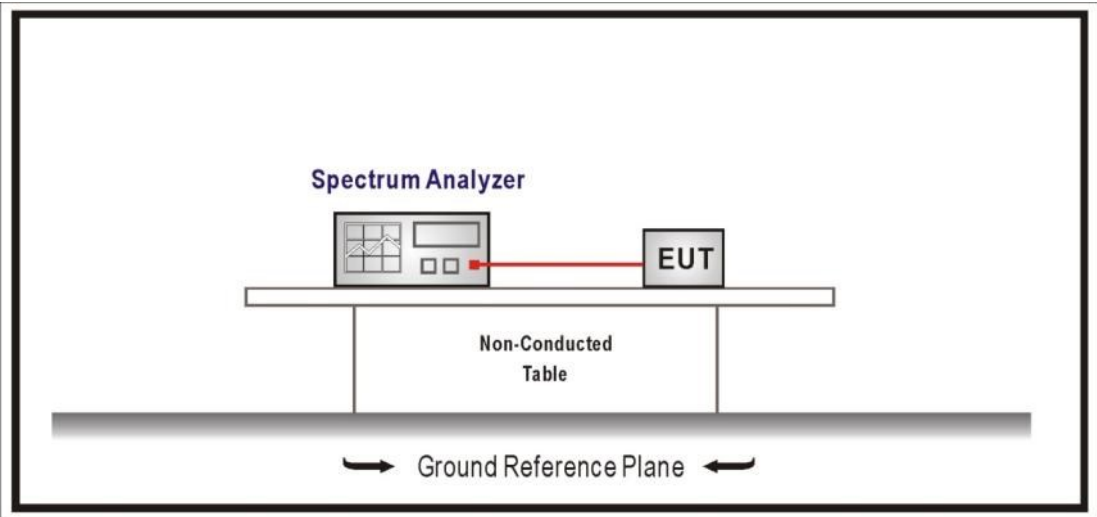
| Mode | Channel | Test Frequency (MHz) | Output power (dBm) | Limit (dBm) | Result |
|------|---------|----------------------|--------------------|-------------|--------|
| 1 | 36 | 5180 | 13.21 | ≤24 | Pass |
| | 44 | 5220 | 12.80 | ≤24 | Pass |
| | 48 | 5240 | 13.00 | ≤24 | Pass |
| | 52 | 5260 | 14.70 | ≤24 | Pass |
| | 60 | 5300 | 13.69 | ≤24 | Pass |
| | 64 | 5320 | 14.52 | ≤24 | Pass |
| | 100 | 5500 | 13.33 | ≤24 | Pass |
| | 116 | 5580 | 11.61 | ≤24 | Pass |
| | 140 | 5700 | 11.59 | ≤24 | Pass |
| | 149 | 5745 | 12.94 | ≤30 | Pass |
| | 157 | 5785 | 12.97 | ≤30 | Pass |
| | 165 | 5825 | 14.02 | ≤30 | Pass |
| 2 | 36 | 5180 | 13.28 | ≤24 | Pass |
| | 44 | 5220 | 12.84 | ≤24 | Pass |
| | 48 | 5240 | 12.87 | ≤24 | Pass |
| | 52 | 5260 | 14.46 | ≤24 | Pass |
| | 60 | 5300 | 13.61 | ≤24 | Pass |
| | 64 | 5320 | 14.51 | ≤24 | Pass |
| | 100 | 5500 | 13.30 | ≤24 | Pass |
| | 116 | 5580 | 11.43 | ≤24 | Pass |
| | 140 | 5700 | 11.71 | ≤24 | Pass |
| | 149 | 5745 | 12.81 | ≤30 | Pass |
| | 157 | 5785 | 12.98 | ≤30 | Pass |
| | 165 | 5825 | 13.89 | ≤30 | Pass |
| 3 | 36 | 5180 | 13.23 | ≤24 | Pass |
| | 44 | 5220 | 12.78 | ≤24 | Pass |
| | 48 | 5240 | 12.86 | ≤24 | Pass |
| | 52 | 5260 | 14.48 | ≤24 | Pass |
| | 60 | 5300 | 13.51 | ≤24 | Pass |
| | 64 | 5320 | 14.37 | ≤24 | Pass |
| | 100 | 5500 | 13.40 | ≤24 | Pass |
| | 116 | 5580 | 11.47 | ≤24 | Pass |
| | 140 | 5700 | 11.68 | ≤24 | Pass |
| | 149 | 5745 | 12.82 | ≤30 | Pass |
| | 157 | 5785 | 13.07 | ≤30 | Pass |

| | | | | | |
|---|-----|------|-------|-----------|------|
| | 165 | 5825 | 14.19 | ≤ 30 | Pass |
| Note 1: Please refer to section 1.2 for antenna gain. | | | | | |

| | |
|--|----------------------|
| 4.7 Peak Power Spectral Density | VERDICT: PASS |
|--|----------------------|

| 4.7.1 Limit: | |
|--|---|
| Standard | FCC CFR Title 47 Part 15 Subpart C&E |
| Fundamental emission output power Limit | |
| <input type="checkbox"/> | For the band 5.15-5.25 GHz |
| <input type="checkbox"/> | Outdoor access point: the maximum power spectral density shall not exceed 17 dBm/MHz. If $G_{TX} > 6\text{dBi}$, then $P_{out} \leq 17 - (G_{TX} - 6)$ |
| <input type="checkbox"/> | Indoor access point: the maximum power spectral density shall not exceed 17 dBm/MHz. If $G_{TX} > 6\text{dBi}$, then $P_{out} \leq 17 - (G_{TX} - 6)$ |
| <input type="checkbox"/> | Fixed point-to-point access points: the maximum power spectral density shall not exceed 17 dBm/MHz. If $G_{TX} > 23\text{dBi}$, then $P_{out} \leq 17 - (G_{TX} - 23)$ |
| <input checked="" type="checkbox"/> | Client devices: the maximum power spectral density shall not exceed 11 dBm/MHz. If $G_{TX} > 6\text{dBi}$, then $P_{out} \leq 11 - (G_{TX} - 6)$ |
| <input checked="" type="checkbox"/> | For the 5.25-5.35 GHz: |
| <input checked="" type="checkbox"/> | The maximum power spectral density shall not exceed 11 dBm/MHz. If $G_{TX} > 6\text{dBi}$, then $P_{out} \leq 11 - (G_{TX} - 6)$ |
| <input checked="" type="checkbox"/> | For the 5.47-5.725 GHz: |
| <input checked="" type="checkbox"/> | The maximum power spectral density shall not exceed 11 dBm/MHz. If $G_{TX} > 6\text{dBi}$, then $P_{out} \leq 11 - (G_{TX} - 6)$ |
| <input checked="" type="checkbox"/> | For the band 5.725-5.85 GHz: |
| <input checked="" type="checkbox"/> | The maximum power spectral density shall not exceed 30 dBm/500kHz. If $G_{TX} > 6\text{dBi}$, then $P_{out} \leq 30 - (G_{TX} - 6)$ |
| Note 1: GTX directional gain of transmitting antennas. | |
| Note 2: Pout is maximum conducted output power. | |

| 4.7.2 Test Setup |
|------------------|
|------------------|



| 4.7.3 Test Procedure | | | |
|-------------------------------------|--------------------------|---------|--------------------------------------|
| | References Rule | Chapter | Description |
| <input checked="" type="checkbox"/> | ANSI C63.10 | 12.5 | Peak power spectral density |
| <input checked="" type="checkbox"/> | FCC KDB 789033 D02v02r01 | F | Maximum Power Spectral Density (PSD) |

| Directional Gain Calculations for In-Band test method | | | |
|---|--|-------------|---|
| | References Rule | Chapter | Description |
| <input type="checkbox"/> | KDB 662911 | F2)a) | Basic methodology |
| | <input type="checkbox"/> KDB 662911 | F2)a) (i) | transmit signals are correlated |
| | <input type="checkbox"/> KDB 662911 | F2)a) (ii) | transmit signals are uncorrelated |
| <input type="checkbox"/> | KDB 662911 | F2)b) | Sectorized antenna systems. |
| <input type="checkbox"/> | KDB 662911 | F2)c) | Cross-polarized antennas |
| | <input type="checkbox"/> ANSI C63.10 | F2)c) (i) | Cross-polarized antennas |
| | <input type="checkbox"/> ANSI C63.10 | F2)c) (ii) | Multiple antennas |
| <input checked="" type="checkbox"/> | KDB 662911 | F2)e) | Spatial stream |
| | <input checked="" type="checkbox"/> KDB 662911 | F2)e) (i) | Antennas have the same gain |
| | <input type="checkbox"/> KDB 662911 | F2)e) (ii) | Antenna have the different gain with one spatial stream |
| | <input type="checkbox"/> KDB 662911 | F2)e) (iii) | Antenna have the different gain with more than one spatial stream |
| <input checked="" type="checkbox"/> | KDB 662911 | F2)f) | Cyclic Delay Diversity (CDD) |
| | <input checked="" type="checkbox"/> KDB 662911 | F2)f) (i) | Antennas have the same gain |
| | <input type="checkbox"/> KDB 662911 | F2)f) (ii) | Antenna have the different gain with one spatial stream |
| | <input type="checkbox"/> KDB 662911 | F2)f) (iii) | Antenna have the different gain with more than one spatial stream |

4.7.4 Test Data

| Mode | Channel | Test Frequency (MHz) | Total Measurement PSD | Limit | Unit | Result |
|------|---------|----------------------|-----------------------|-------|------------|--------|
| 1 | 36 | 5180 | 2.61 | ≤11 | dBm/MHz | Pass |
| | 44 | 5220 | 1.99 | ≤11 | dBm/MHz | Pass |
| | 48 | 5240 | 2.16 | ≤11 | dBm/MHz | Pass |
| | 52 | 5260 | 4.10 | ≤11 | dBm/MHz | Pass |
| | 60 | 5300 | 3.30 | ≤11 | dBm/MHz | Pass |
| | 64 | 5320 | 3.77 | ≤11 | dBm/MHz | Pass |
| | 100 | 5500 | 2.74 | ≤11 | dBm/MHz | Pass |
| | 116 | 5580 | 1.16 | ≤11 | dBm/MHz | Pass |
| | 140 | 5700 | 0.95 | ≤11 | dBm/MHz | Pass |
| | 149 | 5745 | -0.44 | ≤30 | dBm/500kHz | Pass |
| | 157 | 5785 | -0.53 | ≤30 | dBm/500kHz | Pass |
| | 165 | 5825 | 0.69 | ≤30 | dBm/500kHz | Pass |
| 2 | 36 | 5180 | 2.52 | ≤11 | dBm/MHz | Pass |
| | 44 | 5220 | 1.78 | ≤11 | dBm/MHz | Pass |
| | 48 | 5240 | 2.32 | ≤11 | dBm/MHz | Pass |
| | 52 | 5260 | 3.32 | ≤11 | dBm/MHz | Pass |
| | 60 | 5300 | 2.60 | ≤11 | dBm/MHz | Pass |
| | 64 | 5320 | 3.37 | ≤11 | dBm/MHz | Pass |
| | 100 | 5500 | 2.55 | ≤11 | dBm/MHz | Pass |
| | 116 | 5580 | 0.75 | ≤11 | dBm/MHz | Pass |
| | 140 | 5700 | 0.83 | ≤11 | dBm/MHz | Pass |
| | 149 | 5745 | -1.19 | ≤30 | dBm/500kHz | Pass |
| | 157 | 5785 | -0.64 | ≤30 | dBm/500kHz | Pass |
| | 165 | 5825 | 0.09 | ≤30 | dBm/500kHz | Pass |
| 3 | 36 | 5180 | 2.14 | ≤11 | dBm/MHz | Pass |
| | 44 | 5220 | 1.76 | ≤11 | dBm/MHz | Pass |
| | 48 | 5240 | 2.18 | ≤11 | dBm/MHz | Pass |
| | 52 | 5260 | 3.43 | ≤11 | dBm/MHz | Pass |
| | 60 | 5300 | 2.44 | ≤11 | dBm/MHz | Pass |
| | 64 | 5320 | 3.43 | ≤11 | dBm/MHz | Pass |
| | 100 | 5500 | 2.47 | ≤11 | dBm/MHz | Pass |
| | 116 | 5580 | 0.60 | ≤11 | dBm/MHz | Pass |
| | 140 | 5700 | 0.60 | ≤11 | dBm/MHz | Pass |
| | 149 | 5745 | -1.21 | ≤30 | dBm/500kHz | Pass |

| | | | | | | |
|--|-----|------|-------|-----|------------|------|
| | 157 | 5785 | -0.76 | ≤30 | dBm/500kHz | Pass |
| | 165 | 5825 | 0.38 | ≤30 | dBm/500kHz | Pass |

Note 1: The worst data as below:

Note 2: We have evaluated each operating mode, shown in the report is the worst data.

Note 3: Total Measurement PSD= Measurement PSD + add [10 log (1 / D)], where D is the duty cycle.

Mode 1 CH52 (5260MHz)

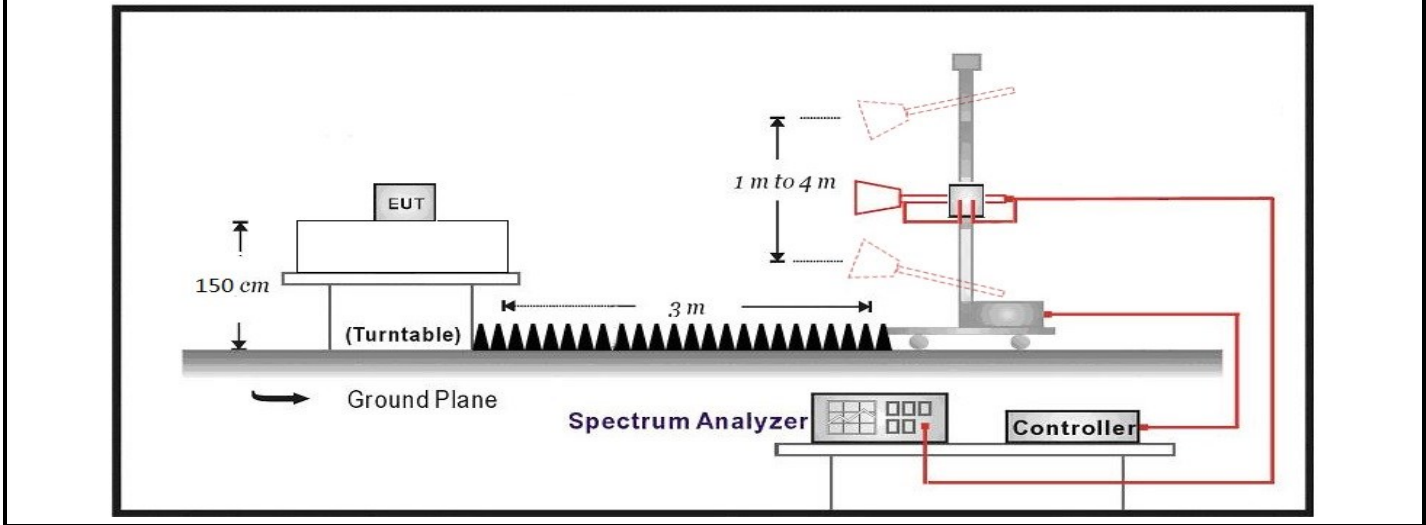


4.8 Radiated Emission Band Edge **VERDICT: PASS**

| 4.8.1 Limit | |
|--------------------------------|--|
| Standard | FCC Part 15 Subpart C Paragraph 15.247(d) , 15.209 |
| Operating Frequency Band (MHz) | EIRP Limit (dBm/MHz) |
| 5150 - 5250 | -27 |
| 5250 - 5350 | -27 |
| 5470 - 5725 | -27 |
| 5725 - 5850 | |

4.8.2 Test Setup

Above 1GHz Test Setup:

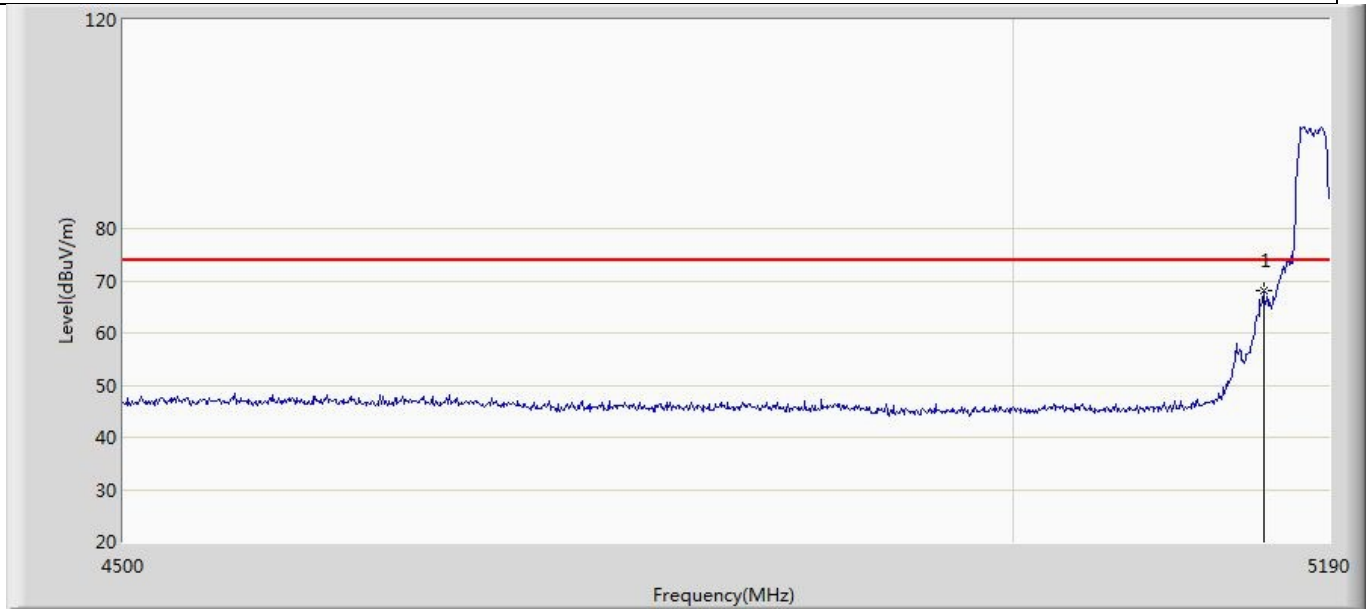


4.8.3 Test Procedure

| | References Rule | Chapter | Description |
|-------------------------------------|-------------------------------------|--------------------------|--|
| <input type="checkbox"/> | ANSI C63.10 | 12.7.3 | Emissions in non-restricted frequency bands |
| <input checked="" type="checkbox"/> | ANSI C63.10 | 12.7.2 | Emissions in restricted frequency bands |
| | <input type="checkbox"/> | ANSI C63.10 | Radiated emission measurements |
| | <input checked="" type="checkbox"/> | ANSI C63.10 | Procedure for peak unwanted emissions measurements above 1000 MHz |
| | <input checked="" type="checkbox"/> | ANSI C63.10 | Procedures for average unwanted emissions measurements above 1000 MHz |
| | <input type="checkbox"/> | ANSI C63.10 | 12.7.7.2 Method AD (average detection)—primary method |
| | <input checked="" type="checkbox"/> | ANSI C63.10 | 12.7.7.3 Method VB-A (Alternative) |
| | <input type="checkbox"/> | ANSI C63.10 | 6.4 Radiated emissions from unlicensed wireless devices below 30 MHz |
| | <input type="checkbox"/> | ANSI C63.10 | 6.5 Radiated emissions from unlicensed wireless devices in the frequency range of 30 MHz to 1000 MHz |
| | <input type="checkbox"/> | ANSI C63.10 | 6.6 Radiated emissions from unlicensed wireless devices above 1 GHz |
| <input type="checkbox"/> | FCC KDB 789033 D02v02r01 | G.2 | Unwanted Emissions that fall Outside of the Restricted Bands |
| <input type="checkbox"/> | FCC KDB 789033 D02v02r01 | G.1 | Unwanted Emissions in the Restricted Bands |
| | <input type="checkbox"/> | FCC KDB 789033 D02v02r01 | G.4 Procedure for Unwanted Emissions Measurements below 1000 MHz |
| | <input type="checkbox"/> | FCC KDB 789033 D02v02r01 | G.5 Procedure for Unwanted Maximum Emissions Measurements above 1000 MHz |
| | <input type="checkbox"/> | FCC KDB 789033 D02v02r01 | G.6 Procedures for Average Unwanted Emissions Measurements above 1000 MHz |
| | <input type="checkbox"/> | FCC KDB 789033 D02v02r01 | G.6.c Method AD (Average detection)—primary method |
| | <input type="checkbox"/> | FCC KDB 789033 D02v02r01 | G.6.d Method VB (Averaging using reduced video bandwidth): Alternative method. |

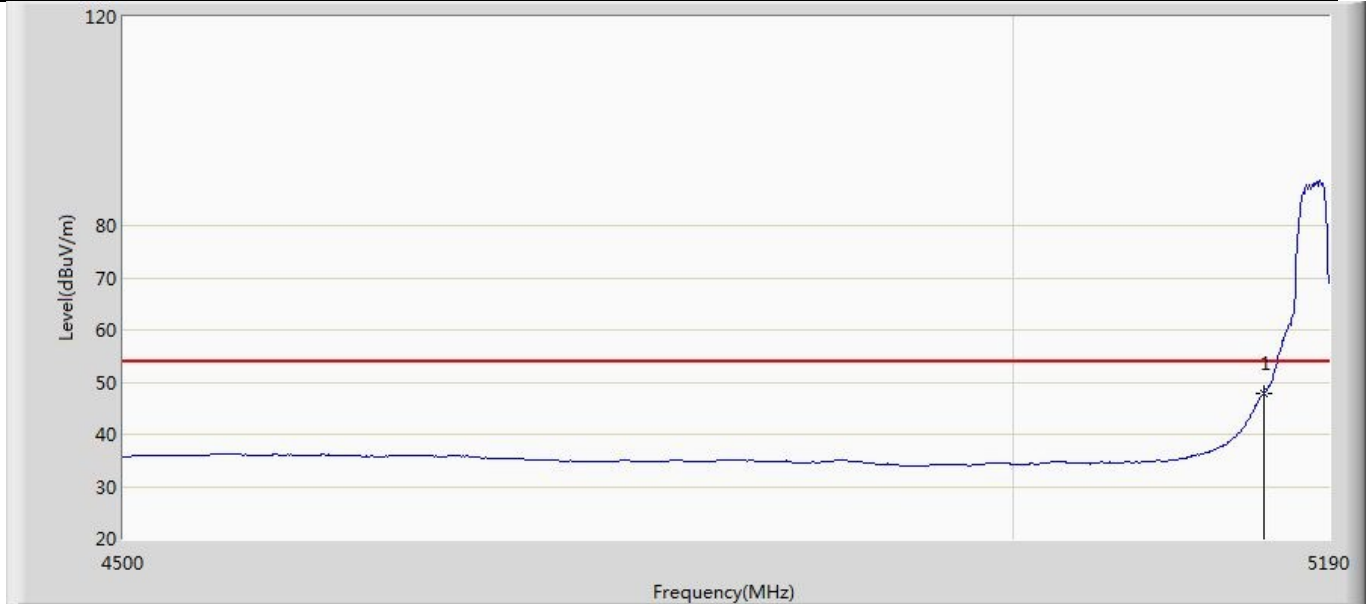
4.8.4 Test Data

| | |
|--|--------------------------|
| Profile: 2290438R | Page No.: 145 |
| Engineer: Yu Liu | |
| Site: AC5 | Time: 2022/11/10 - 23:59 |
| Limit: FCC_Part15.209_RE(3m) | Margin: 0 |
| Probe: Horn_3117_00167055(1-18GHz)2022 | Polarity: Horizontal |
| EUT: BTWDB02 | Power: DC 3.3V |
| Note: Mode 1: Transmit at 5180MHz by 11a | |



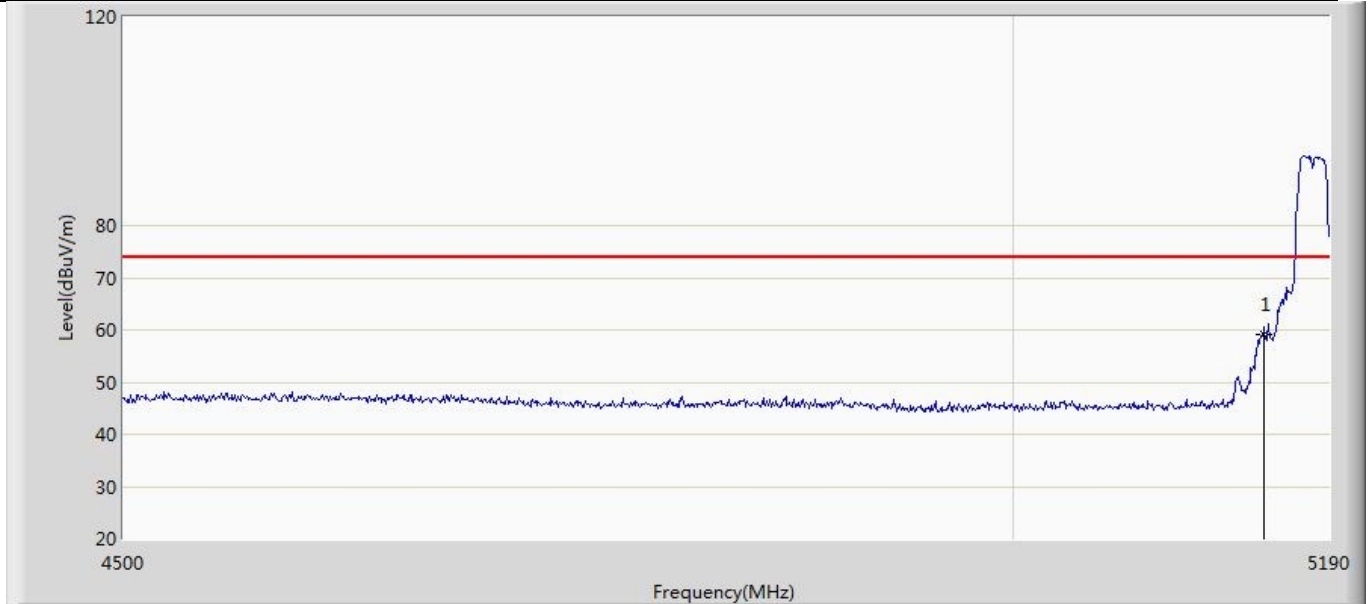
| No | Mark | Frequency (MHz) | Measure Level (dBuV/m) | Reading Level (dBuV) | Over Limit (dB) | Limit (dBuV/m) | Factor (dB) | Type |
|----|------|-----------------|------------------------|----------------------|-----------------|----------------|-------------|------|
| 1 | * | 5150.000 | 68.086 | 30.858 | -5.914 | 74.000 | 37.228 | PK |

| | |
|--|--------------------------|
| Profile: 2290438R | Page No.: 146 |
| Engineer: Yu Liu | |
| Site: AC5 | Time: 2022/11/11 - 00:26 |
| Limit: FCC_Part15.209_RE(3m) | Margin: 0 |
| Probe: Horn_3117_00167055(1-18GHz)2022 | Polarity: Horizontal |
| EUT: BTWDB02 | Power: DC 3.3V |
| Note: Mode 1: Transmit at 5180MHz by 11a | |



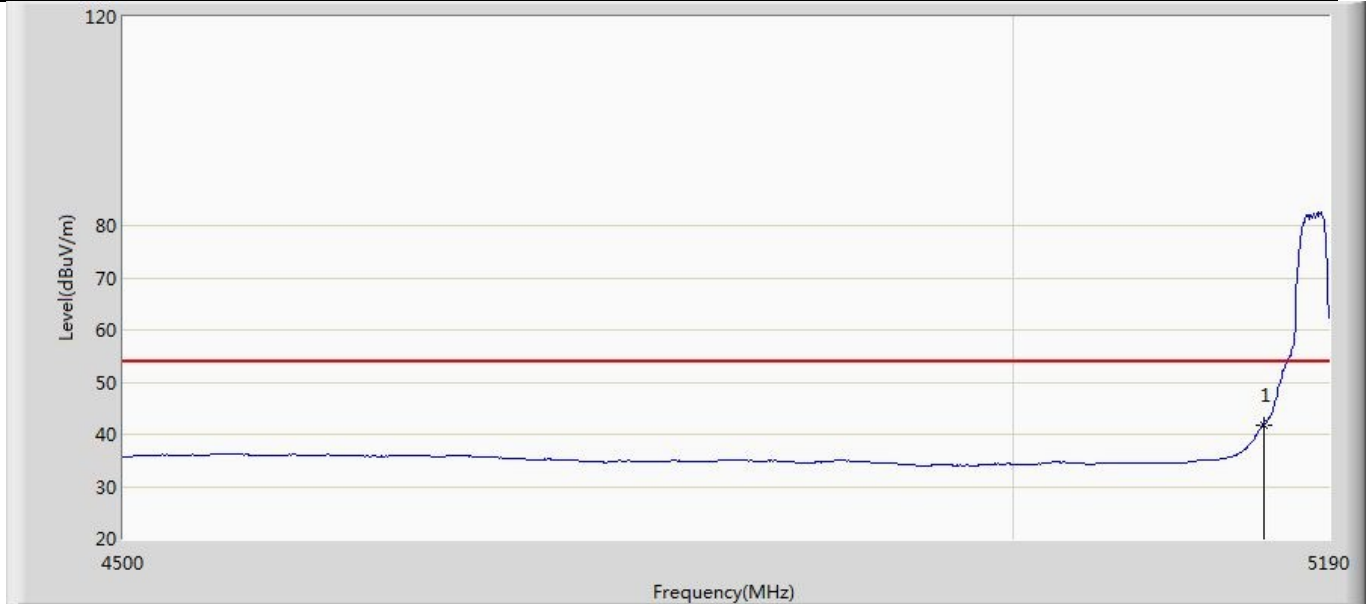
| No | Mark | Frequency (MHz) | Measure Level (dBuV/m) | Reading Level (dBuV) | Over Limit (dB) | Limit (dBuV/m) | Factor (dB) | Type |
|----|------|-----------------|------------------------|----------------------|-----------------|----------------|-------------|------|
| 1 | * | 5150.000 | 47.684 | 10.456 | -6.316 | 54.000 | 37.228 | AV |

| | |
|--|--------------------------|
| Profile: 2290438R | Page No.: 147 |
| Engineer: Yu Liu | |
| Site: AC5 | Time: 2022/11/11 - 00:31 |
| Limit: FCC_Part15.209_RE(3m) | Margin: 0 |
| Probe: Horn_3117_00167055(1-18GHz)2022 | Polarity: Vertical |
| EUT: BTWDB02 | Power: DC 3.3V |
| Note: Mode 1: Transmit at 5180MHz by 11a | |



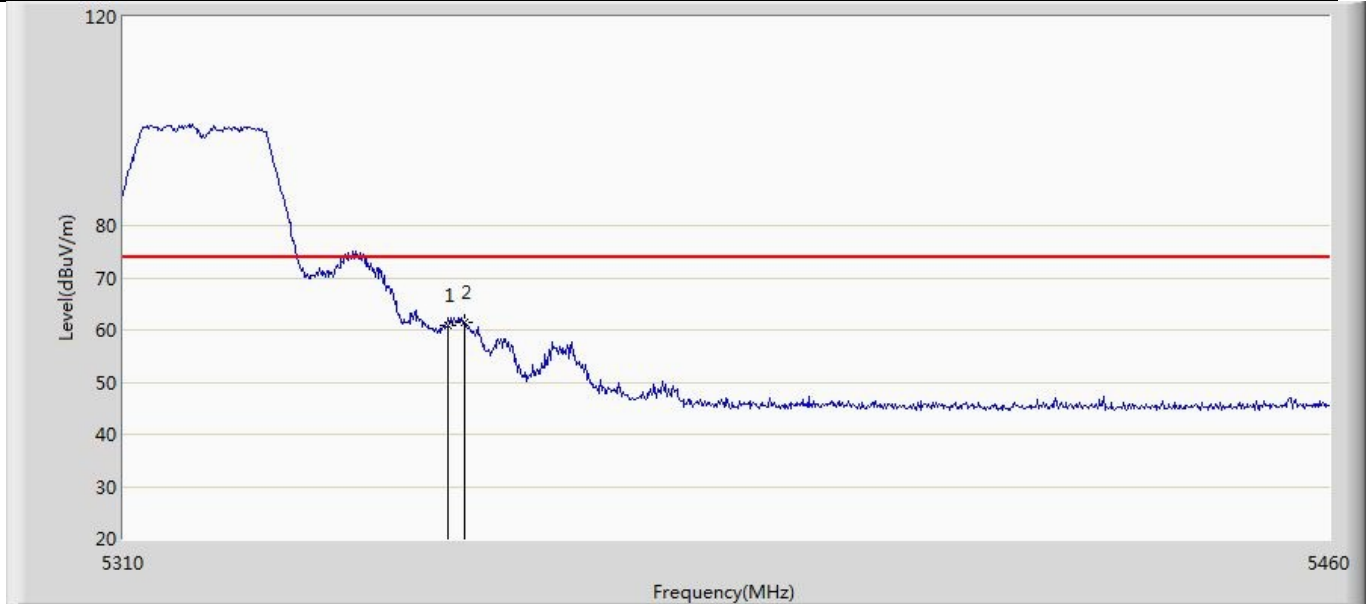
| No | Mark | Frequency (MHz) | Measure Level (dBuV/m) | Reading Level (dBuV) | Over Limit (dB) | Limit (dBuV/m) | Factor (dB) | Type |
|----|------|-----------------|------------------------|----------------------|-----------------|----------------|-------------|------|
| 1 | * | 5150.000 | 59.039 | 21.811 | -14.961 | 74.000 | 37.228 | PK |

| | |
|--|--------------------------|
| Profile: 2290438R | Page No.: 148 |
| Engineer: Yu Liu | |
| Site: AC5 | Time: 2022/11/11 - 00:33 |
| Limit: FCC_Part15.209_RE(3m) | Margin: 0 |
| Probe: Horn_3117_00167055(1-18GHz)2022 | Polarity: Vertical |
| EUT: BTWDB02 | Power: DC 3.3V |
| Note: Mode 1: Transmit at 5180MHz by 11a | |



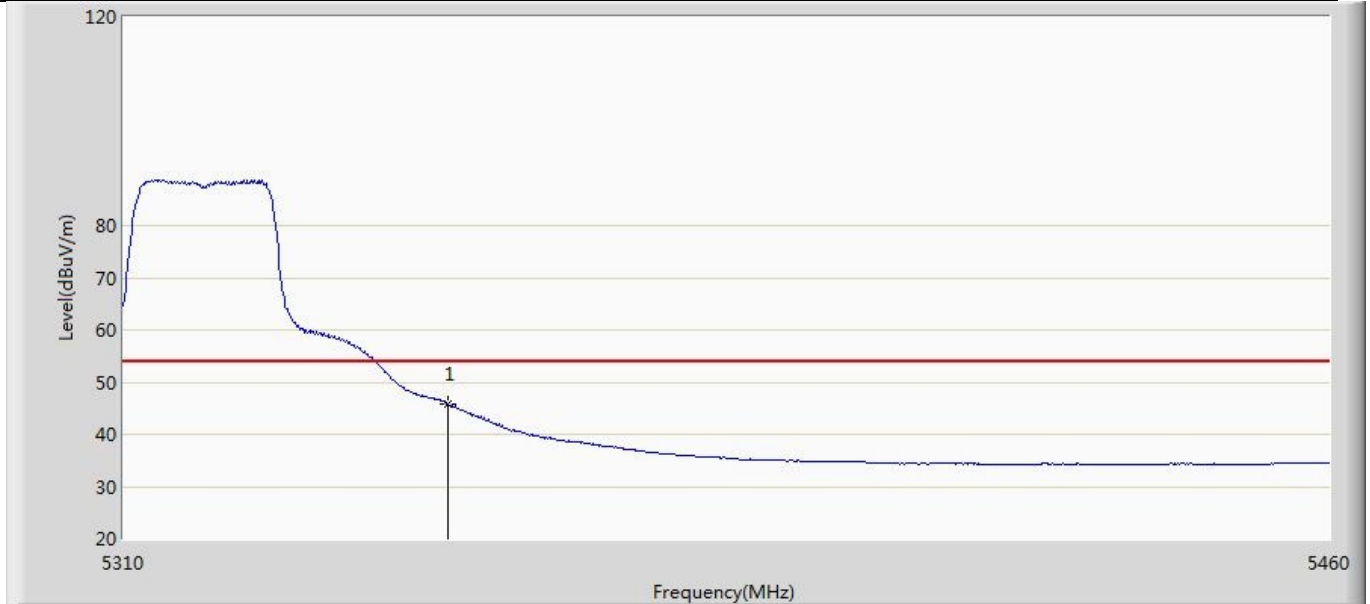
| No | Mark | Frequency (MHz) | Measure Level (dBuV/m) | Reading Level (dBuV) | Over Limit (dB) | Limit (dBuV/m) | Factor (dB) | Type |
|----|------|-----------------|------------------------|----------------------|-----------------|----------------|-------------|------|
| 1 | * | 5150.000 | 41.636 | 4.408 | -12.364 | 54.000 | 37.228 | AV |

| | |
|--|--------------------------|
| Profile: 2290438R | Page No.: 149 |
| Engineer: Yu Liu | |
| Site: AC5 | Time: 2022/11/11 - 00:36 |
| Limit: FCC_Part15.209_RE(3m) | Margin: 0 |
| Probe: Horn_3117_00167055(1-18GHz)2022 | Polarity: Horizontal |
| EUT: BTWDB02 | Power: DC 3.3V |
| Note: Mode 1: Transmit at 5320MHz by 11a | |



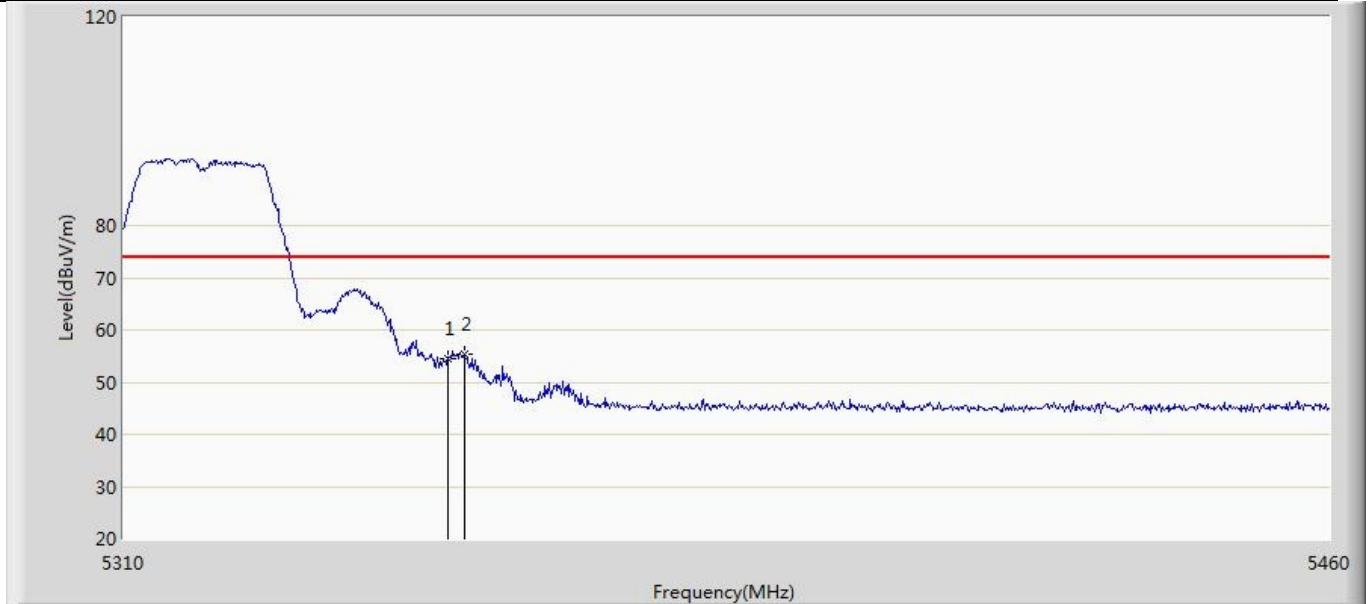
| No | Mark | Frequency (MHz) | Measure Level (dBuV/m) | Reading Level (dBuV) | Over Limit (dB) | Limit (dBuV/m) | Factor (dB) | Type |
|----|------|-----------------|------------------------|----------------------|-----------------|----------------|-------------|------|
| 1 | | 5350.000 | 60.876 | 23.367 | -13.124 | 74.000 | 37.509 | PK |
| 2 | * | 5352.000 | 61.515 | 23.997 | -12.485 | 74.000 | 37.518 | PK |

| | |
|--|--------------------------|
| Profile: 2290438R | Page No.: 150 |
| Engineer: Yu Liu | |
| Site: AC5 | Time: 2022/11/11 - 00:40 |
| Limit: FCC_Part15.209_RE(3m) | Margin: 0 |
| Probe: Horn_3117_00167055(1-18GHz)2022 | Polarity: Horizontal |
| EUT: BTWDB02 | Power: DC 3.3V |
| Note: Mode 1: Transmit at 5320MHz by 11a | |



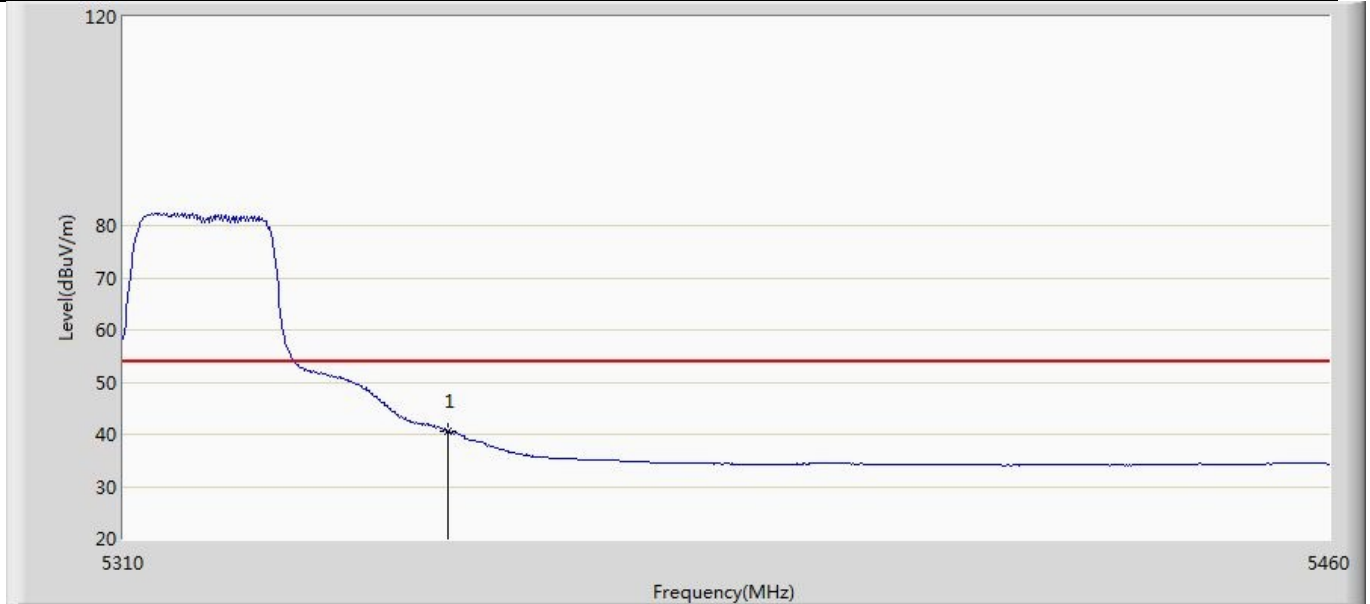
| No | Mark | Frequency (MHz) | Measure Level (dBuV/m) | Reading Level (dBuV) | Over Limit (dB) | Limit (dBuV/m) | Factor (dB) | Type |
|----|------|-----------------|------------------------|----------------------|-----------------|----------------|-------------|------|
| 1 | * | 5350.000 | 45.938 | 8.429 | -8.062 | 54.000 | 37.509 | AV |

| | |
|--|--------------------------|
| Profile: 2290438R | Page No.: 151 |
| Engineer: Yu Liu | |
| Site: AC5 | Time: 2022/11/11 - 00:41 |
| Limit: FCC_Part15.209_RE(3m) | Margin: 0 |
| Probe: Horn_3117_00167055(1-18GHz)2022 | Polarity: Vertical |
| EUT: BTWDB02 | Power: DC 3.3V |
| Note: Mode 1: Transmit at 5320MHz by 11a | |



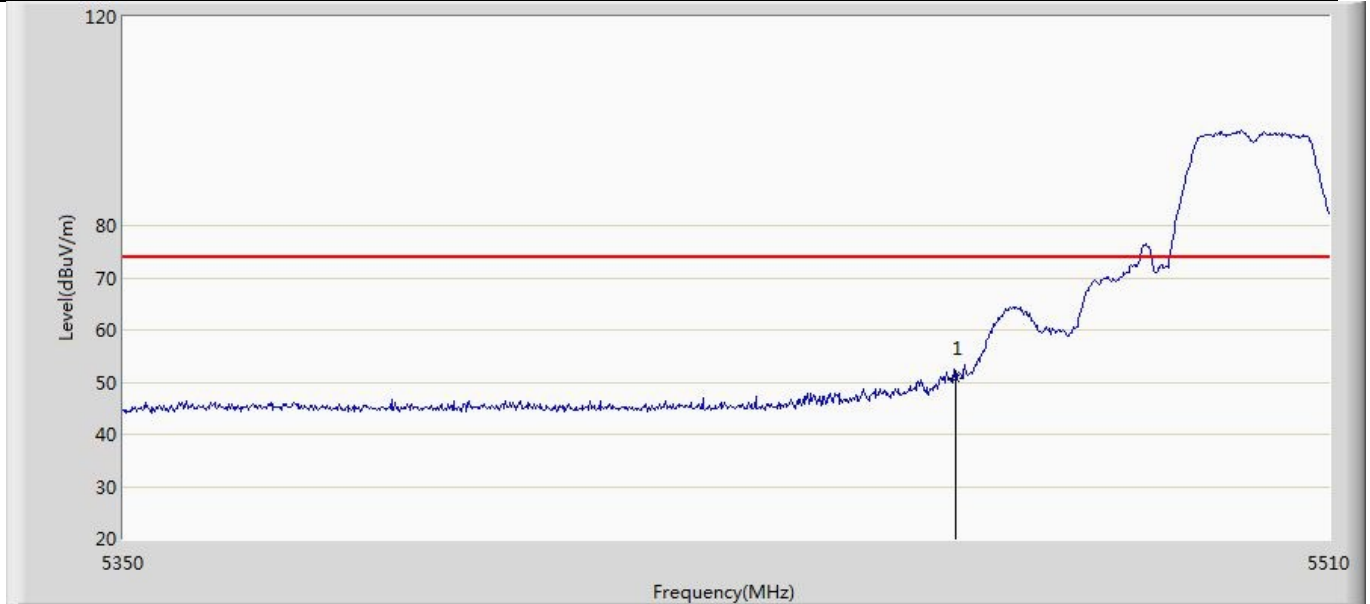
| No | Mark | Frequency (MHz) | Measure Level (dBuV/m) | Reading Level (dBuV) | Over Limit (dB) | Limit (dBuV/m) | Factor (dB) | Type |
|----|------|-----------------|------------------------|----------------------|-----------------|----------------|-------------|------|
| 1 | | 5350.000 | 54.420 | 16.911 | -19.580 | 74.000 | 37.509 | PK |
| 2 | * | 5352.000 | 55.252 | 17.734 | -18.748 | 74.000 | 37.518 | PK |

| | |
|--|--------------------------|
| Profile: 2290438R | Page No.: 152 |
| Engineer: Yu Liu | |
| Site: AC5 | Time: 2022/11/11 - 00:43 |
| Limit: FCC_Part15.209_RE(3m) | Margin: 0 |
| Probe: Horn_3117_00167055(1-18GHz)2022 | Polarity: Vertical |
| EUT: BTWDB02 | Power: DC 3.3V |
| Note: Mode 1: Transmit at 5320MHz by 11a | |



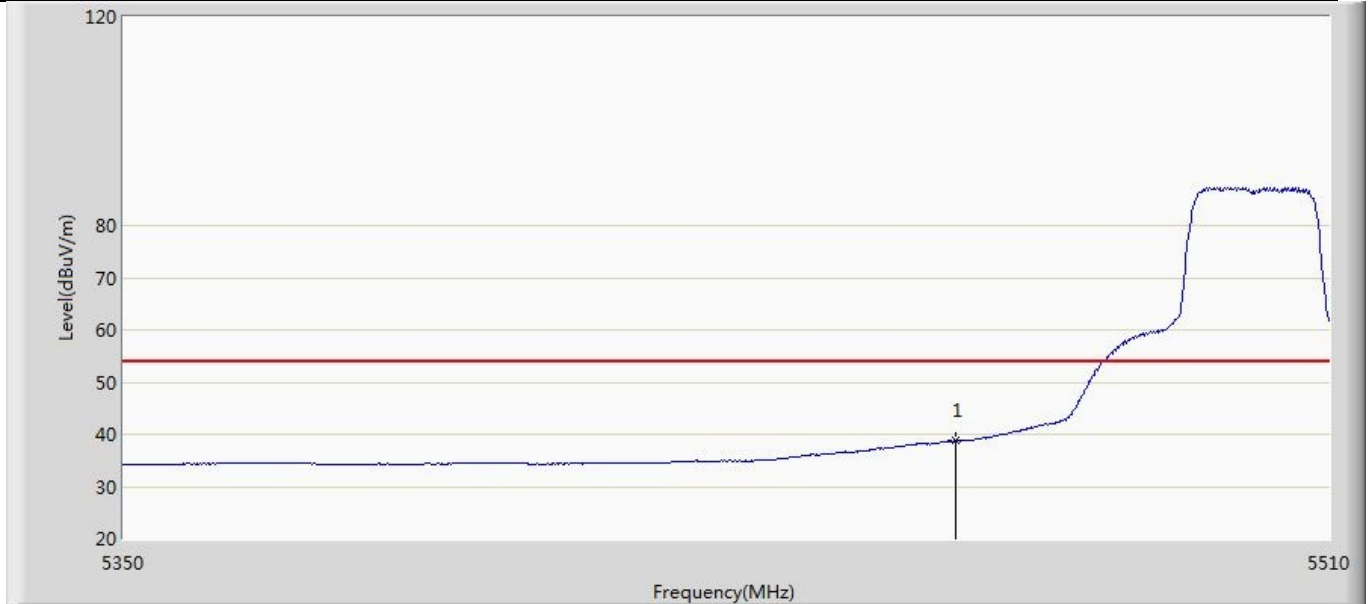
| No | Mark | Frequency (MHz) | Measure Level (dBuV/m) | Reading Level (dBuV) | Over Limit (dB) | Limit (dBuV/m) | Factor (dB) | Type |
|----|------|-----------------|------------------------|----------------------|-----------------|----------------|-------------|------|
| 1 | * | 5350.000 | 40.618 | 3.109 | -13.382 | 54.000 | 37.509 | AV |

| | |
|--|--------------------------|
| Profile: 2290438R | Page No.: 153 |
| Engineer: Yu Liu | |
| Site: AC5 | Time: 2022/11/11 - 00:46 |
| Limit: FCC_Part15.209_RE(3m) | Margin: 0 |
| Probe: Horn_3117_00167055(1-18GHz)2022 | Polarity: Horizontal |
| EUT: BTWDB02 | Power: DC 3.3V |
| Note: Mode 1: Transmit at 5500MHz by 11a | |



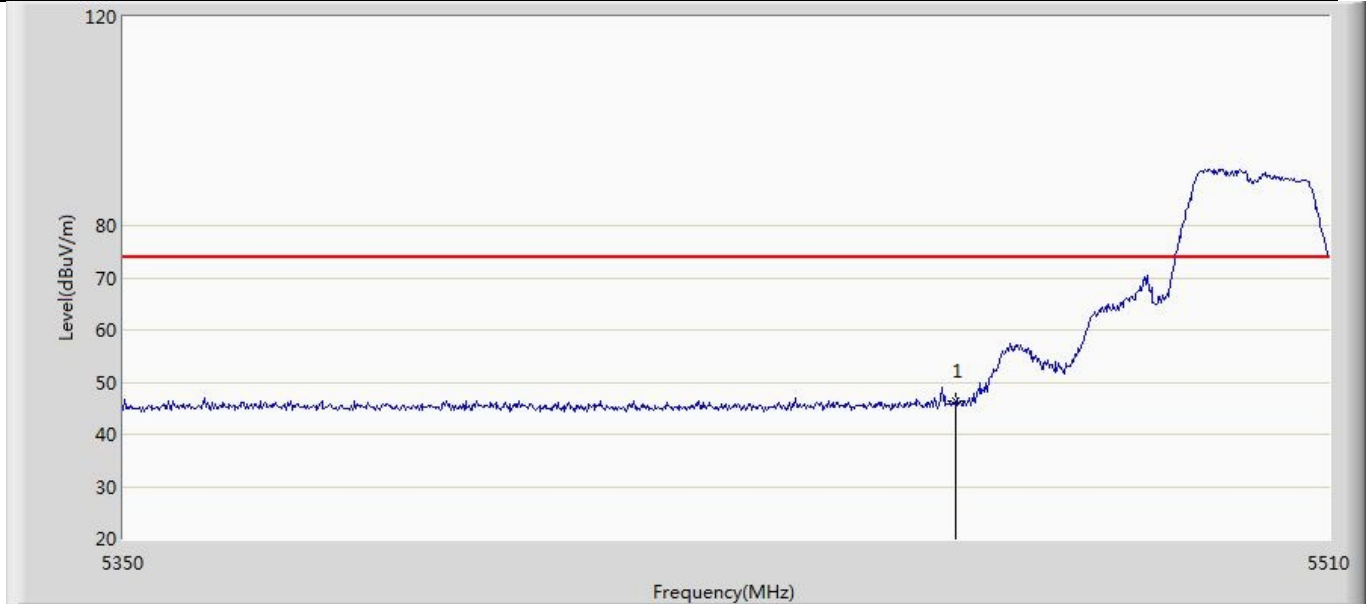
| No | Mark | Frequency (MHz) | Measure Level (dBuV/m) | Reading Level (dBuV) | Over Limit (dB) | Limit (dBuV/m) | Factor (dB) | Type |
|----|------|-----------------|------------------------|----------------------|-----------------|----------------|-------------|------|
| 1 | * | 5460.000 | 50.704 | 12.948 | -23.296 | 74.000 | 37.756 | PK |

| | |
|--|--------------------------|
| Profile: 2290438R | Page No.: 154 |
| Engineer: Yu Liu | |
| Site: AC5 | Time: 2022/11/11 - 00:48 |
| Limit: FCC_Part15.209_RE(3m) | Margin: 0 |
| Probe: Horn_3117_00167055(1-18GHz)2022 | Polarity: Horizontal |
| EUT: BTWDB02 | Power: DC 3.3V |
| Note: Mode 1: Transmit at 5500MHz by 11a | |



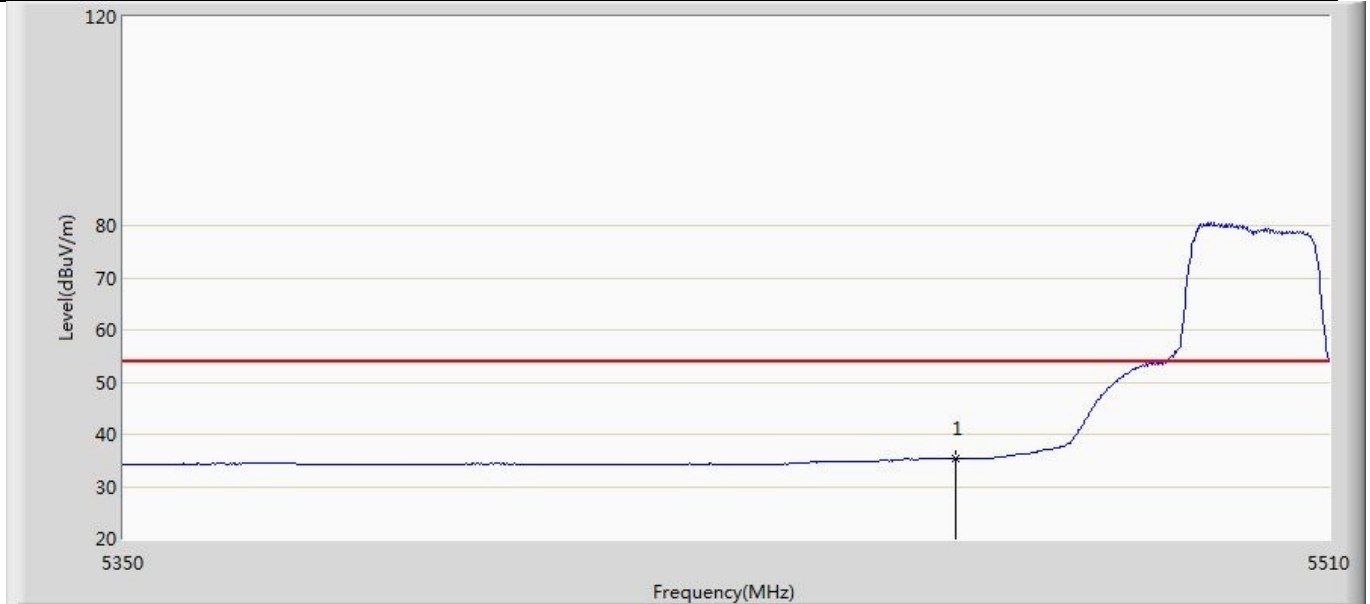
| No | Mark | Frequency (MHz) | Measure Level (dBuV/m) | Reading Level (dBuV) | Over Limit (dB) | Limit (dBuV/m) | Factor (dB) | Type |
|----|------|-----------------|------------------------|----------------------|-----------------|----------------|-------------|------|
| 1 | * | 5460.000 | 38.748 | 0.992 | -15.252 | 54.000 | 37.756 | AV |

| | |
|--|--------------------------|
| Profile: 2290438R | Page No.: 155 |
| Engineer: Yu Liu | |
| Site: AC5 | Time: 2022/11/11 - 00:50 |
| Limit: FCC_Part15.209_RE(3m) | Margin: 0 |
| Probe: Horn_3117_00167055(1-18GHz)2022 | Polarity: Vertical |
| EUT: BTWDB02 | Power: DC 3.3V |
| Note: Mode 1: Transmit at 5500MHz by 11a | |



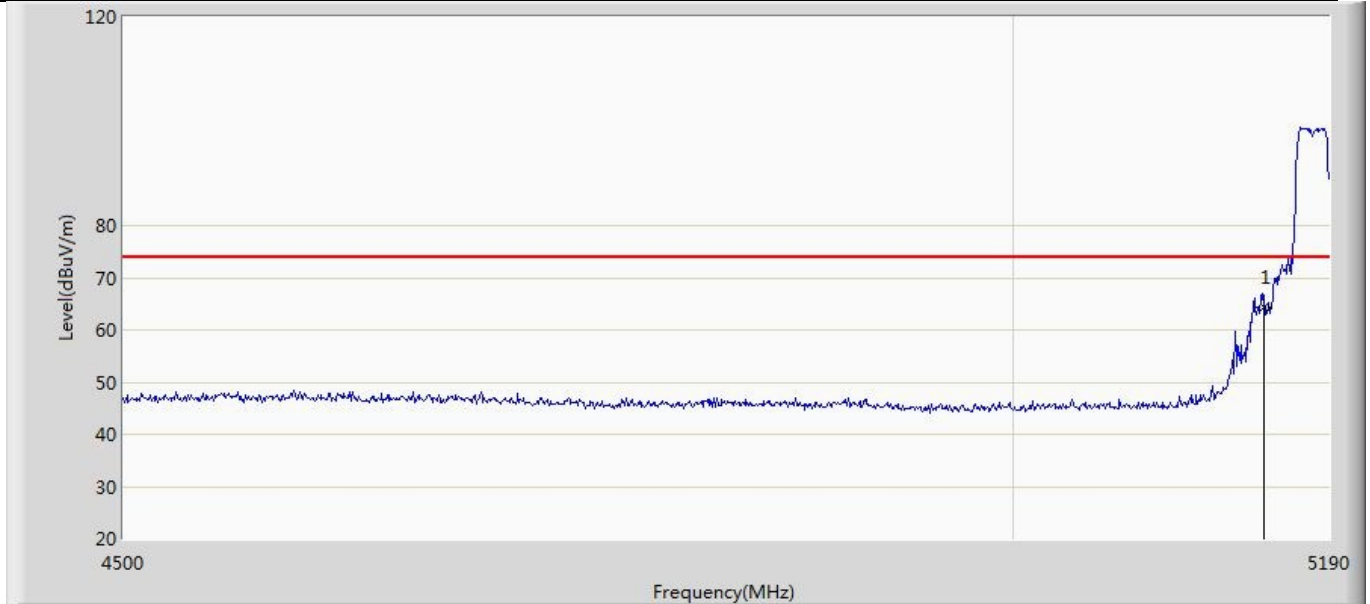
| No | Mark | Frequency (MHz) | Measure Level (dBuV/m) | Reading Level (dBuV) | Over Limit (dB) | Limit (dBuV/m) | Factor (dB) | Type |
|----|------|-----------------|------------------------|----------------------|-----------------|----------------|-------------|------|
| 1 | * | 5460.000 | 46.307 | 8.551 | -27.693 | 74.000 | 37.756 | PK |

| | |
|--|--------------------------|
| Profile: 2290438R | Page No.: 156 |
| Engineer: Yu Liu | |
| Site: AC5 | Time: 2022/11/11 - 00:52 |
| Limit: FCC_Part15.209_RE(3m) | Margin: 0 |
| Probe: Horn_3117_00167055(1-18GHz)2022 | Polarity: Vertical |
| EUT: BTWDB02 | Power: DC 3.3V |
| Note: Mode 1: Transmit at 5500MHz by 11a | |



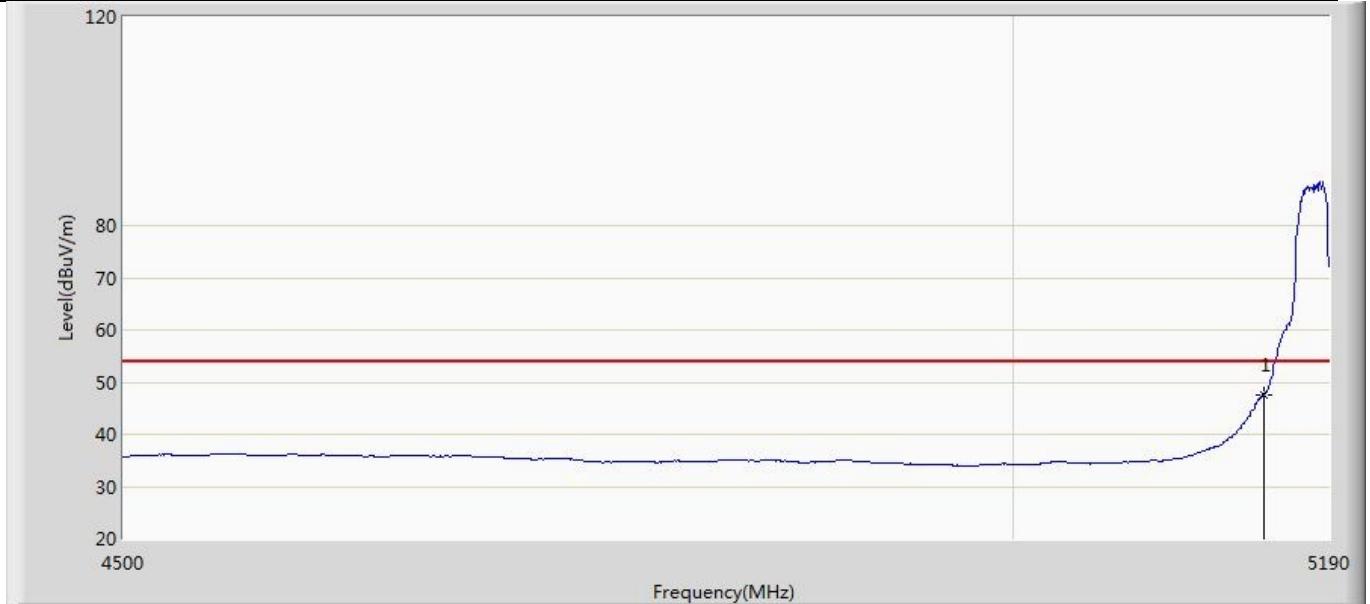
| No | Mark | Frequency (MHz) | Measure Level (dBuV/m) | Reading Level (dBuV) | Over Limit (dB) | Limit (dBuV/m) | Factor (dB) | Type |
|----|------|-----------------|------------------------|----------------------|-----------------|----------------|-------------|------|
| 1 | * | 5460.000 | 35.419 | -2.337 | -18.581 | 54.000 | 37.756 | AV |

| | |
|--|--------------------------|
| Profile: 2290438R | Page No.: 157 |
| Engineer: Yu Liu | |
| Site: AC5 | Time: 2022/11/11 - 00:54 |
| Limit: FCC_Part15.209_RE(3m) | Margin: 0 |
| Probe: Horn_3117_00167055(1-18GHz)2022 | Polarity: Horizontal |
| EUT: BTWDB02 | Power: DC 3.3V |
| Note: Mode 2: Transmit at 5180MHz by 11n20 | |



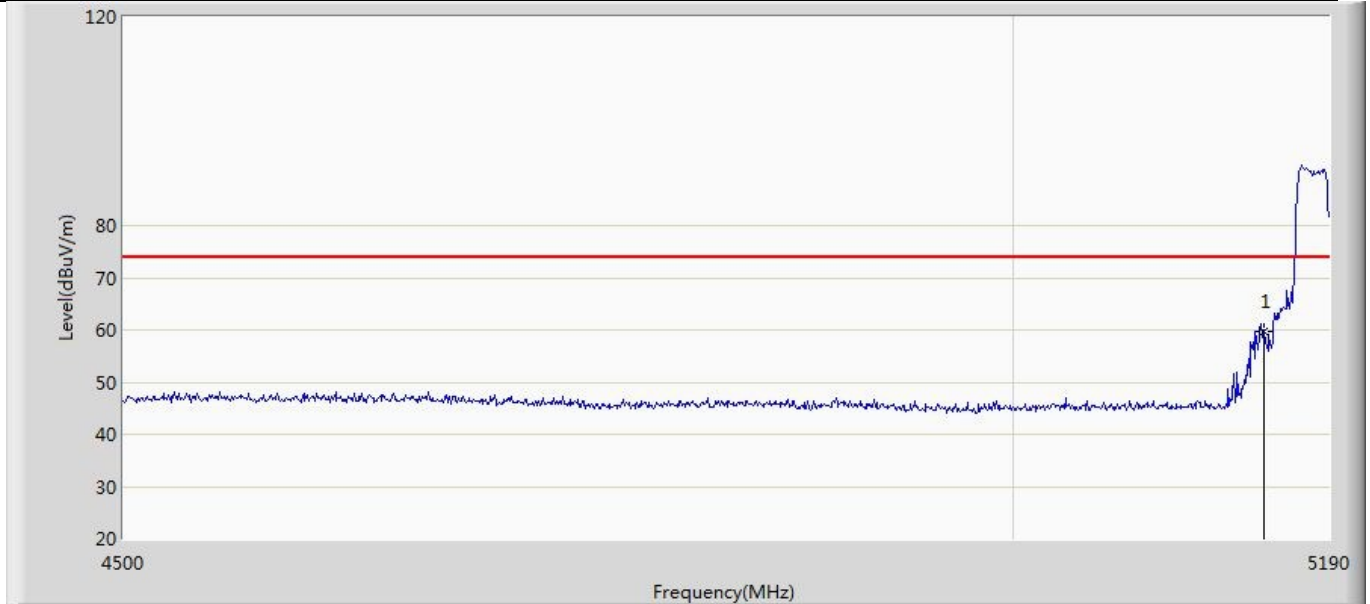
| No | Mark | Frequency (MHz) | Measure Level (dBuV/m) | Reading Level (dBuV) | Over Limit (dB) | Limit (dBuV/m) | Factor (dB) | Type |
|----|------|-----------------|------------------------|----------------------|-----------------|----------------|-------------|------|
| 1 | * | 5150.000 | 64.319 | 27.091 | -9.681 | 74.000 | 37.228 | PK |

| | |
|--|--------------------------|
| Profile: 2290438R | Page No.: 158 |
| Engineer: Yu Liu | |
| Site: AC5 | Time: 2022/11/11 - 00:57 |
| Limit: FCC_Part15.209_RE(3m) | Margin: 0 |
| Probe: Horn_3117_00167055(1-18GHz)2022 | Polarity: Horizontal |
| EUT: BTWDB02 | Power: DC 3.3V |
| Note: Mode 2: Transmit at 5180MHz by 11n20 | |



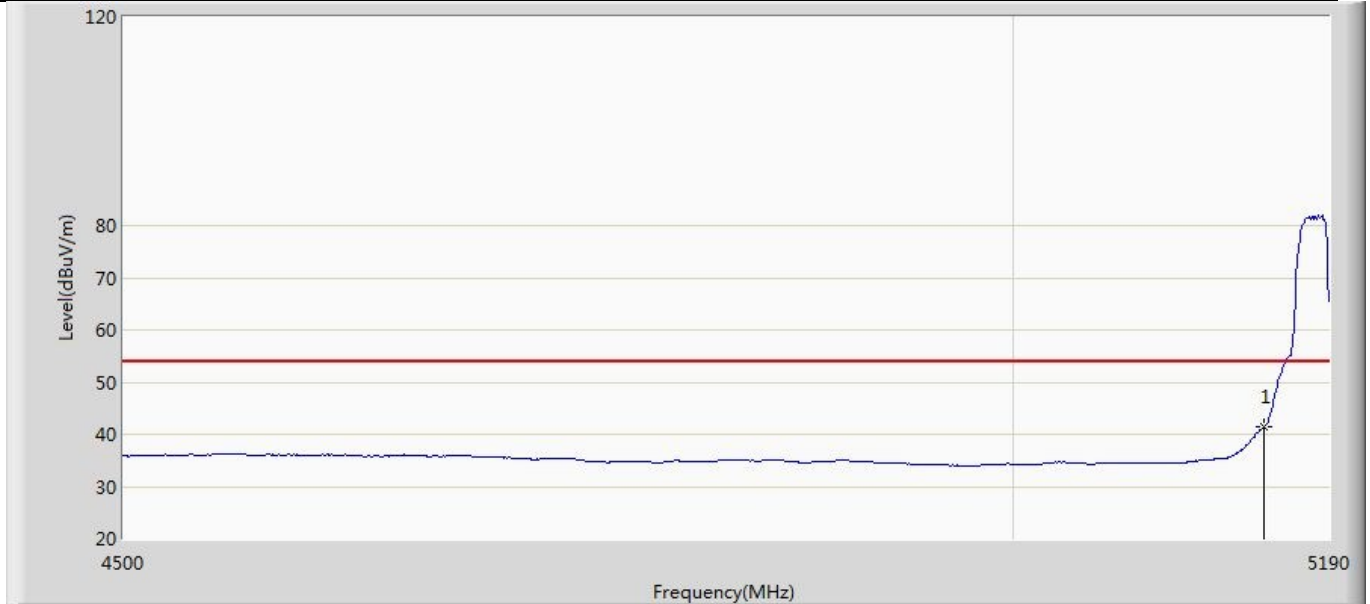
| No | Mark | Frequency (MHz) | Measure Level (dBuV/m) | Reading Level (dBuV) | Over Limit (dB) | Limit (dBuV/m) | Factor (dB) | Type |
|----|------|-----------------|------------------------|----------------------|-----------------|----------------|-------------|------|
| 1 | * | 5150.000 | 47.400 | 10.172 | -6.600 | 54.000 | 37.228 | AV |

| | |
|--|--------------------------|
| Profile: 2290438R | Page No.: 159 |
| Engineer: Yu Liu | |
| Site: AC5 | Time: 2022/11/11 - 00:59 |
| Limit: FCC_Part15.209_RE(3m) | Margin: 0 |
| Probe: Horn_3117_00167055(1-18GHz)2022 | Polarity: Vertical |
| EUT: BTWDB02 | Power: DC 3.3V |
| Note: Mode 2: Transmit at 5180MHz by 11n20 | |



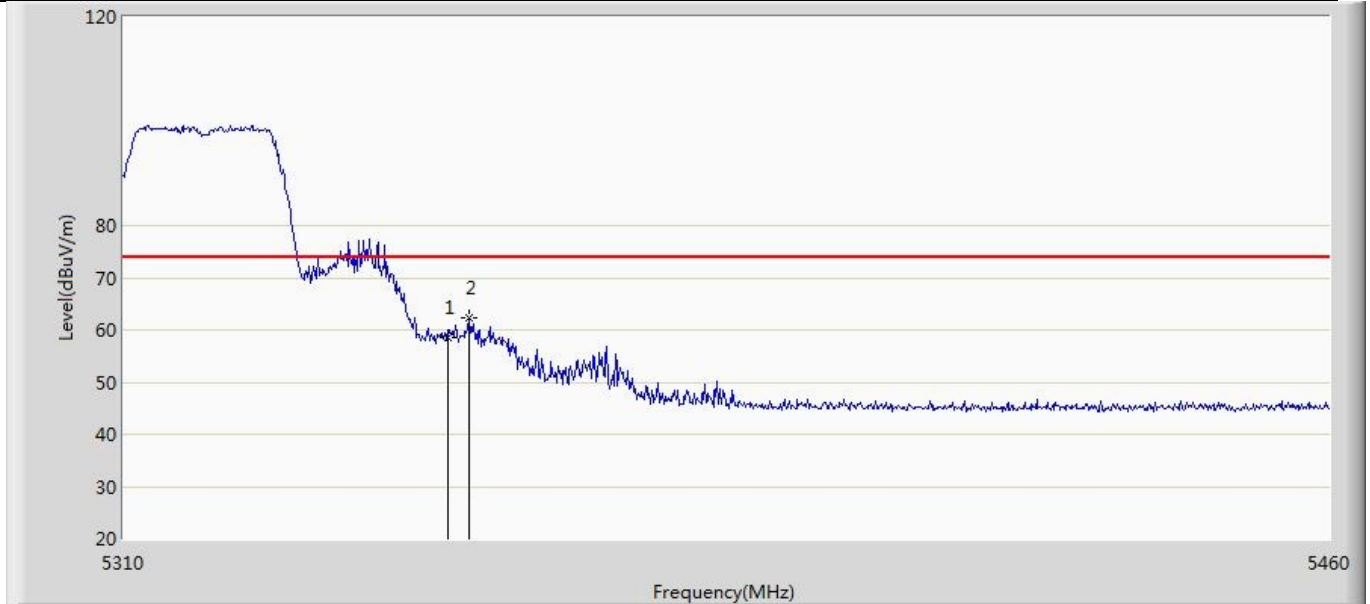
| No | Mark | Frequency (MHz) | Measure Level (dBuV/m) | Reading Level (dBuV) | Over Limit (dB) | Limit (dBuV/m) | Factor (dB) | Type |
|----|------|-----------------|------------------------|----------------------|-----------------|----------------|-------------|------|
| 1 | * | 5150.000 | 59.686 | 22.458 | -14.314 | 74.000 | 37.228 | PK |

| | |
|--|--------------------------|
| Profile: 2290438R | Page No.: 160 |
| Engineer: Yu Liu | |
| Site: AC5 | Time: 2022/11/11 - 01:00 |
| Limit: FCC_Part15.209_RE(3m) | Margin: 0 |
| Probe: Horn_3117_00167055(1-18GHz)2022 | Polarity: Vertical |
| EUT: BTWDB02 | Power: DC 3.3V |
| Note: Mode 2: Transmit at 5180MHz by 11n20 | |



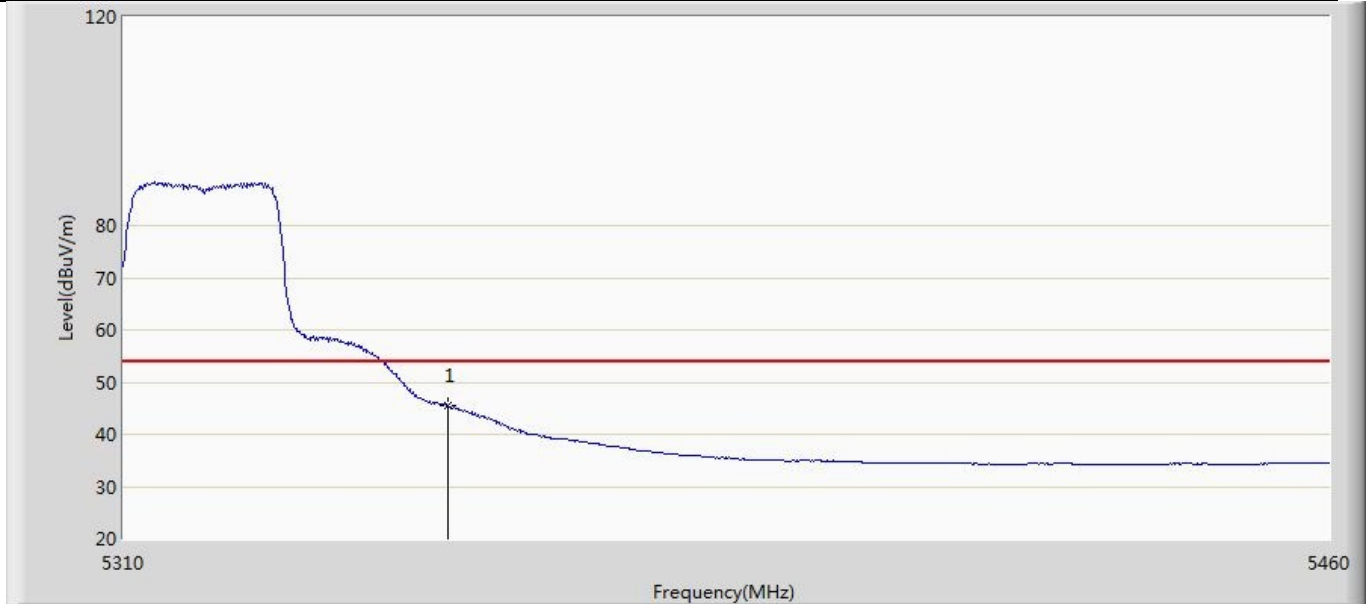
| No | Mark | Frequency (MHz) | Measure Level (dBuV/m) | Reading Level (dBuV) | Over Limit (dB) | Limit (dBuV/m) | Factor (dB) | Type |
|----|------|-----------------|------------------------|----------------------|-----------------|----------------|-------------|------|
| 1 | * | 5150.000 | 41.358 | 4.130 | -12.642 | 54.000 | 37.228 | AV |

| | |
|--|--------------------------|
| Profile: 2290438R | Page No.: 161 |
| Engineer: Yu Liu | |
| Site: AC5 | Time: 2022/11/11 - 01:02 |
| Limit: FCC_Part15.209_RE(3m) | Margin: 0 |
| Probe: Horn_3117_00167055(1-18GHz)2022 | Polarity: Horizontal |
| EUT: BTWDB02 | Power: DC 3.3V |
| Note: Mode 2: Transmit at 5320MHz by 11n20 | |



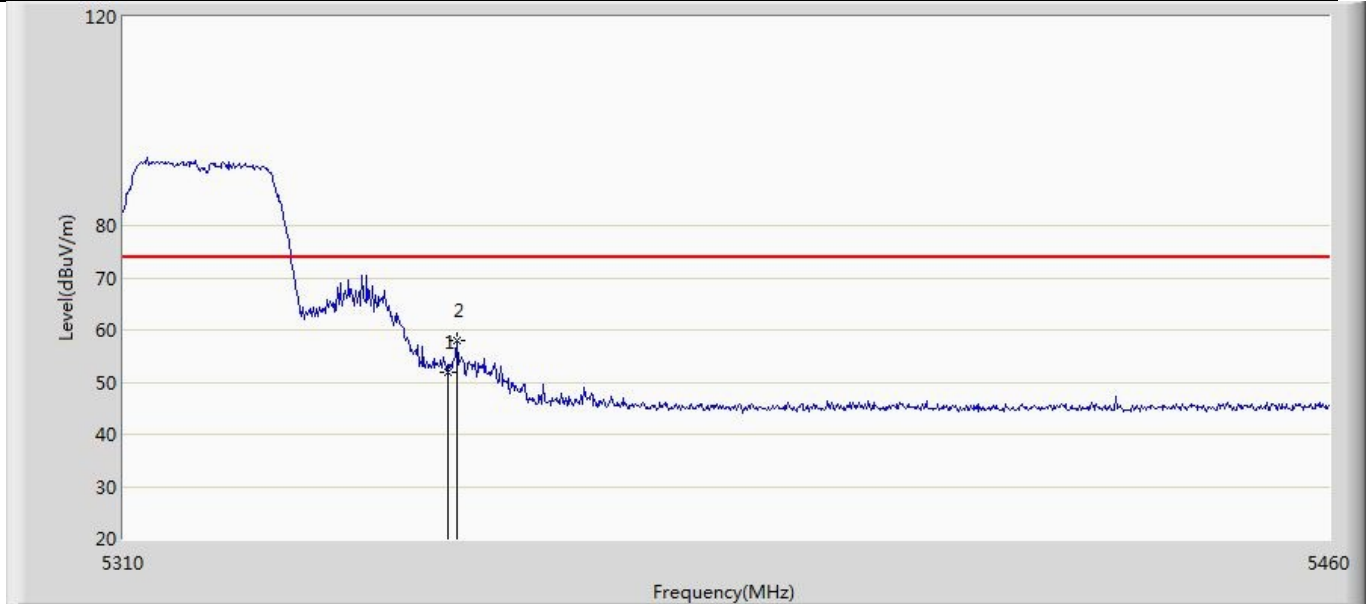
| No | Mark | Frequency (MHz) | Measure Level (dBuV/m) | Reading Level (dBuV) | Over Limit (dB) | Limit (dBuV/m) | Factor (dB) | Type |
|----|------|-----------------|------------------------|----------------------|-----------------|----------------|-------------|------|
| 1 | | 5350.000 | 58.505 | 20.996 | -15.495 | 74.000 | 37.509 | PK |
| 2 | * | 5352.600 | 62.177 | 24.653 | -11.823 | 74.000 | 37.524 | PK |

| | |
|--|--------------------------|
| Profile: 2290438R | Page No.: 162 |
| Engineer: Yu Liu | |
| Site: AC5 | Time: 2022/11/11 - 01:05 |
| Limit: FCC_Part15.209_RE(3m) | Margin: 0 |
| Probe: Horn_3117_00167055(1-18GHz)2022 | Polarity: Horizontal |
| EUT: BTWDB02 | Power: DC 3.3V |
| Note: Mode 2: Transmit at 5320MHz by 11n20 | |



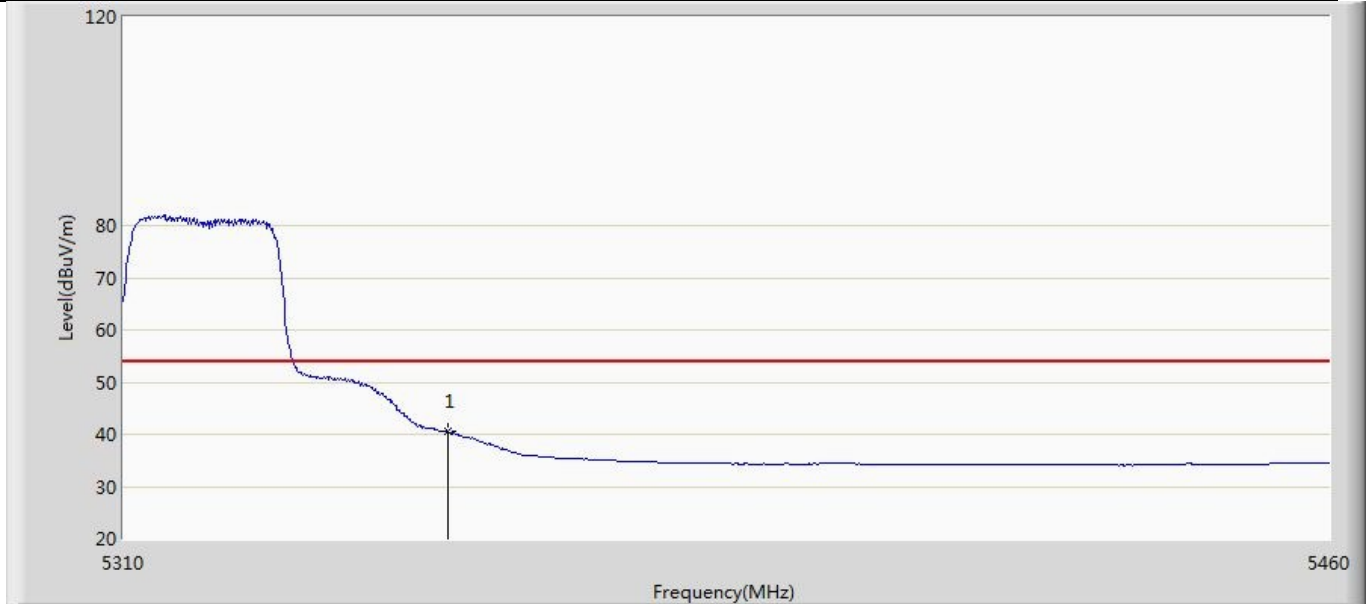
| No | Mark | Frequency (MHz) | Measure Level (dBuV/m) | Reading Level (dBuV) | Over Limit (dB) | Limit (dBuV/m) | Factor (dB) | Type |
|----|------|-----------------|------------------------|----------------------|-----------------|----------------|-------------|------|
| 1 | * | 5350.000 | 45.413 | 7.904 | -8.587 | 54.000 | 37.509 | AV |

| | |
|--|--------------------------|
| Profile: 2290438R | Page No.: 163 |
| Engineer: Yu Liu | |
| Site: AC5 | Time: 2022/11/11 - 01:07 |
| Limit: FCC_Part15.209_RE(3m) | Margin: 0 |
| Probe: Horn_3117_00167055(1-18GHz)2022 | Polarity: Vertical |
| EUT: BTWDB02 | Power: DC 3.3V |
| Note: Mode 2: Transmit at 5320MHz by 11n20 | |



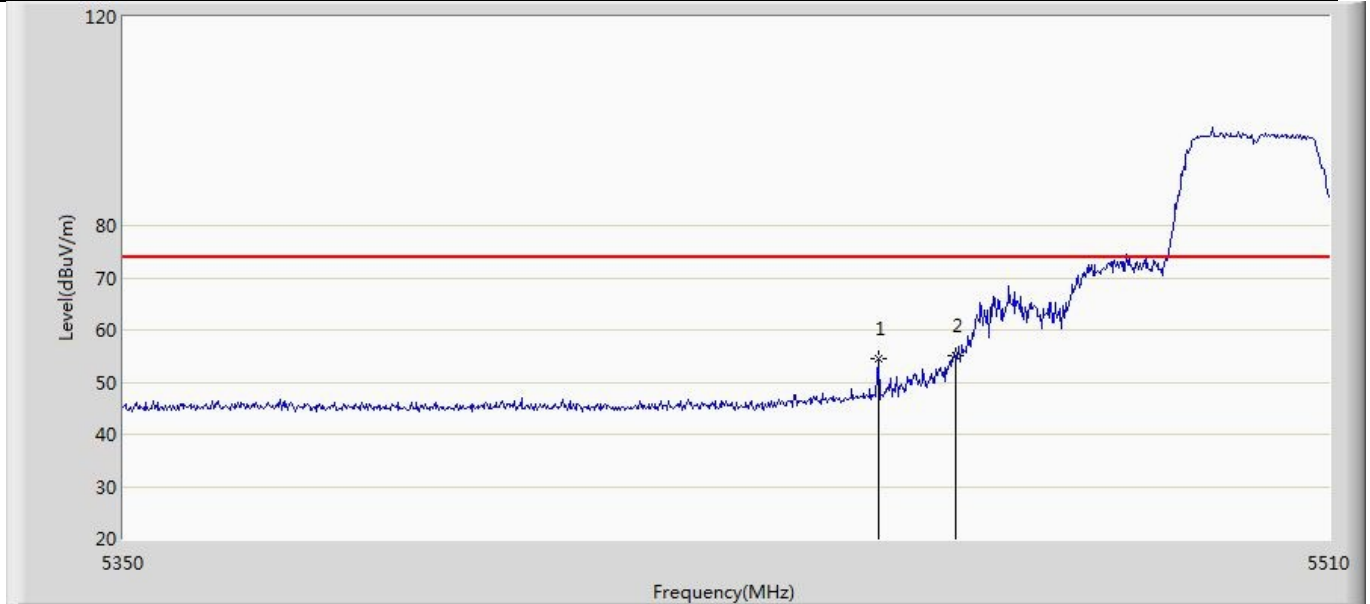
| No | Mark | Frequency (MHz) | Measure Level (dBuV/m) | Reading Level (dBuV) | Over Limit (dB) | Limit (dBuV/m) | Factor (dB) | Type |
|----|------|-----------------|------------------------|----------------------|-----------------|----------------|-------------|------|
| 1 | | 5350.000 | 51.842 | 14.333 | -22.158 | 74.000 | 37.509 | PK |
| 2 | * | 5351.100 | 57.852 | 20.338 | -16.148 | 74.000 | 37.514 | PK |

| | |
|--|--------------------------|
| Profile: 2290438R | Page No.: 164 |
| Engineer: Yu Liu | |
| Site: AC5 | Time: 2022/11/11 - 01:08 |
| Limit: FCC_Part15.209_RE(3m) | Margin: 0 |
| Probe: Horn_3117_00167055(1-18GHz)2022 | Polarity: Vertical |
| EUT: BTWDB02 | Power: DC 3.3V |
| Note: Mode 2: Transmit at 5320MHz by 11n20 | |



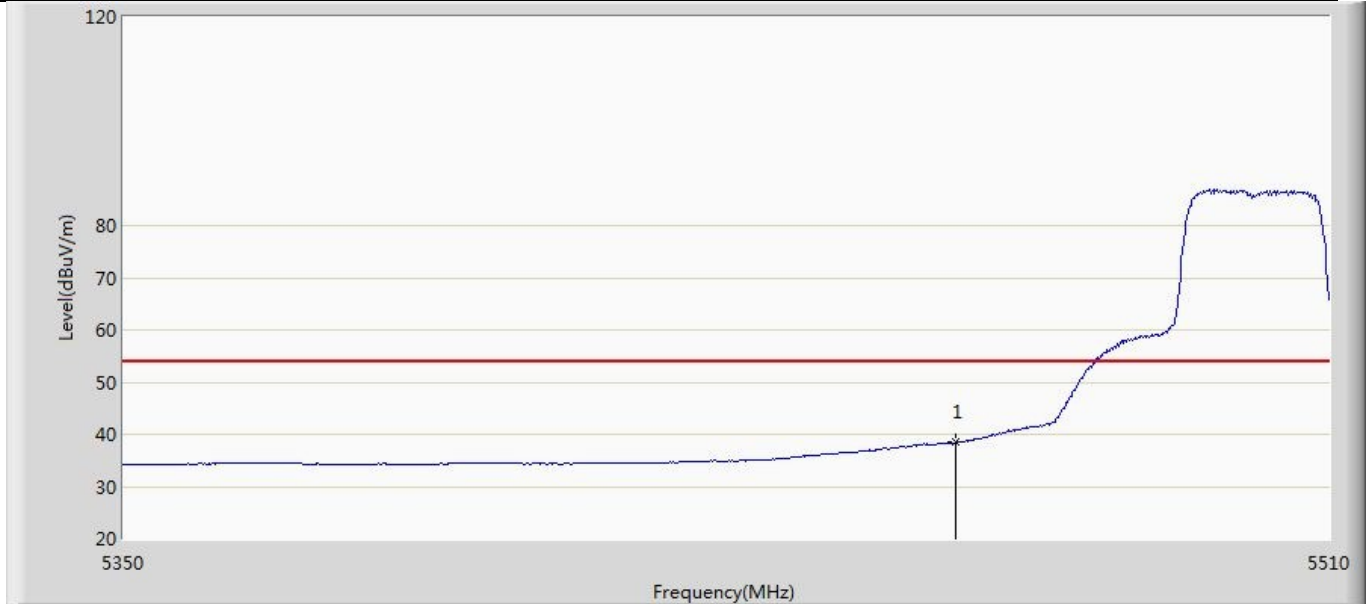
| No | Mark | Frequency (MHz) | Measure Level (dBuV/m) | Reading Level (dBuV) | Over Limit (dB) | Limit (dBuV/m) | Factor (dB) | Type |
|----|------|-----------------|------------------------|----------------------|-----------------|----------------|-------------|------|
| 1 | * | 5350.000 | 40.516 | 3.007 | -13.484 | 54.000 | 37.509 | AV |

| | |
|--|--------------------------|
| Profile: 2290438R | Page No.: 165 |
| Engineer: Yu Liu | |
| Site: AC5 | Time: 2022/11/11 - 01:10 |
| Limit: FCC_Part15.209_RE(3m) | Margin: 0 |
| Probe: Horn_3117_00167055(1-18GHz)2022 | Polarity: Horizontal |
| EUT: BTWDB02 | Power: DC 3.3V |
| Note: Mode 2: Transmit at 5500MHz by 11n20 | |



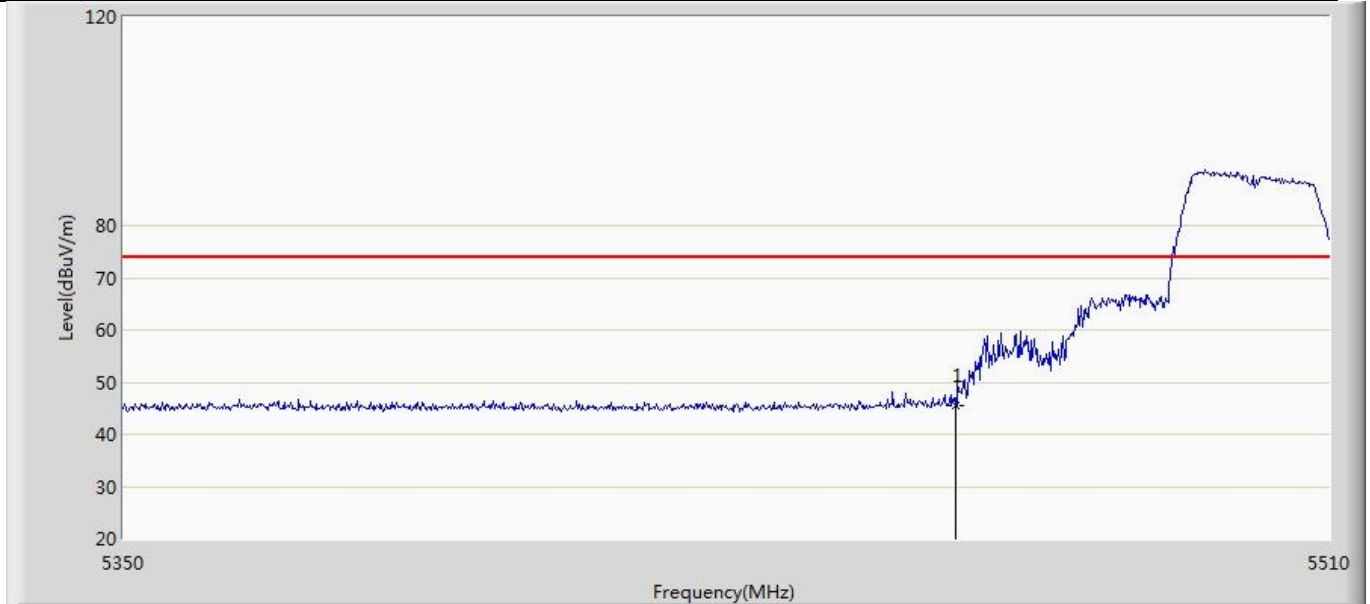
| No | Mark | Frequency (MHz) | Measure Level (dBuV/m) | Reading Level (dBuV) | Over Limit (dB) | Limit (dBuV/m) | Factor (dB) | Type |
|----|------|-----------------|------------------------|----------------------|-----------------|----------------|-------------|------|
| 1 | | 5449.680 | 54.588 | 16.821 | -19.412 | 74.000 | 37.767 | PK |
| 2 | * | 5460.000 | 55.041 | 17.285 | -18.959 | 74.000 | 37.756 | PK |

| | |
|--|--------------------------|
| Profile: 2290438R | Page No.: 166 |
| Engineer: Yu Liu | |
| Site: AC5 | Time: 2022/11/11 - 01:12 |
| Limit: FCC_Part15.209_RE(3m) | Margin: 0 |
| Probe: Horn_3117_00167055(1-18GHz)2022 | Polarity: Horizontal |
| EUT: BTWDB02 | Power: DC 3.3V |
| Note: Mode 2: Transmit at 5500MHz by 11n20 | |



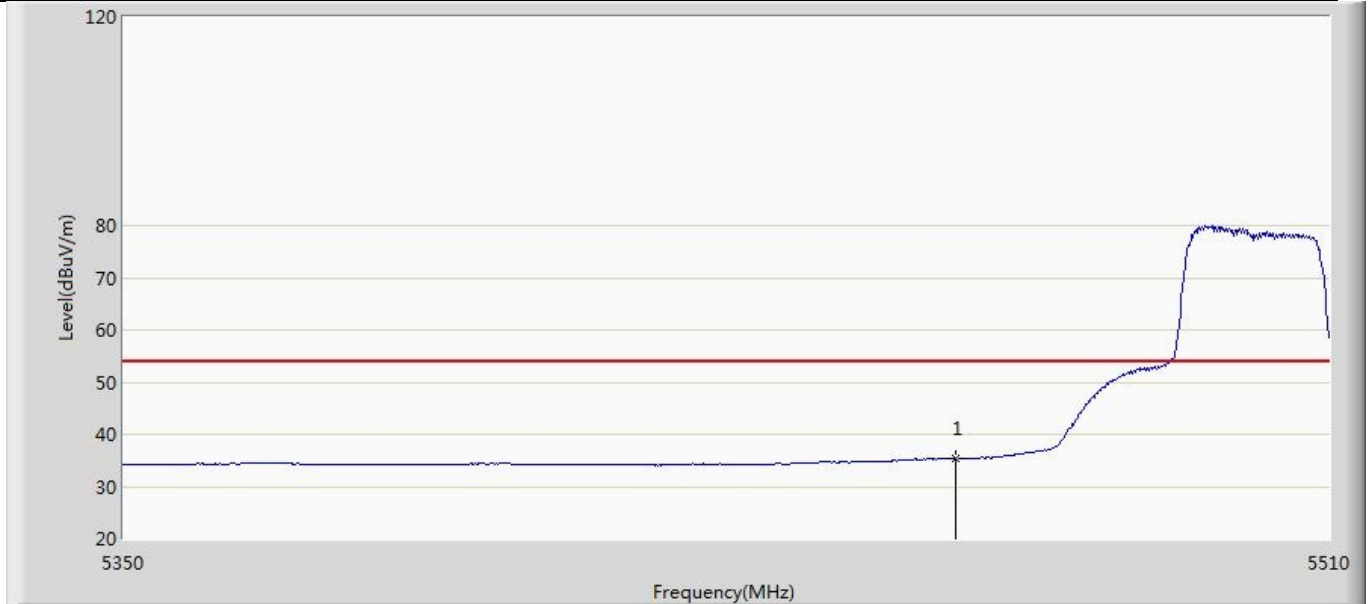
| No | Mark | Frequency (MHz) | Measure Level (dBuV/m) | Reading Level (dBuV) | Over Limit (dB) | Limit (dBuV/m) | Factor (dB) | Type |
|----|------|-----------------|------------------------|----------------------|-----------------|----------------|-------------|------|
| 1 | * | 5460.000 | 38.422 | 0.666 | -15.578 | 54.000 | 37.756 | AV |

| | |
|--|--------------------------|
| Profile: 2290438R | Page No.: 167 |
| Engineer: Yu Liu | |
| Site: AC5 | Time: 2022/11/11 - 01:14 |
| Limit: FCC_Part15.209_RE(3m) | Margin: 0 |
| Probe: Horn_3117_00167055(1-18GHz)2022 | Polarity: Vertical |
| EUT: BTWDB02 | Power: DC 3.3V |
| Note: Mode 2: Transmit at 5500MHz by 11n20 | |



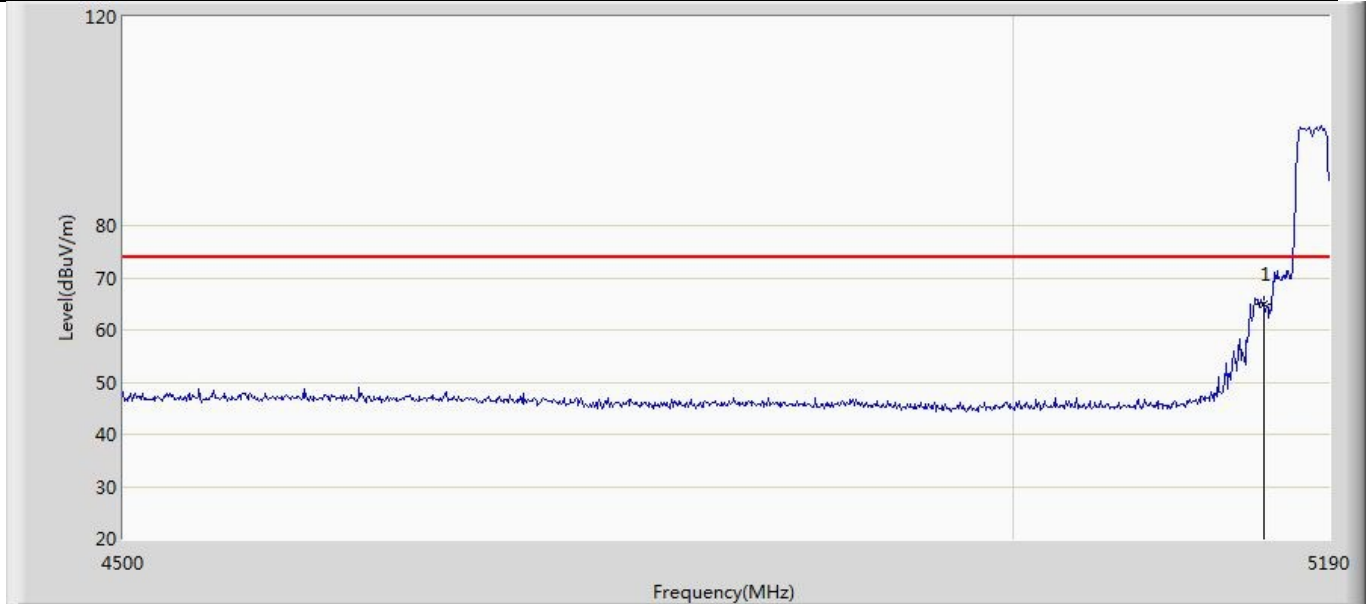
| No | Mark | Frequency (MHz) | Measure Level (dBuV/m) | Reading Level (dBuV) | Over Limit (dB) | Limit (dBuV/m) | Factor (dB) | Type |
|----|------|-----------------|------------------------|----------------------|-----------------|----------------|-------------|------|
| 1 | * | 5460.000 | 45.492 | 7.736 | -28.508 | 74.000 | 37.756 | PK |

| | |
|--|--------------------------|
| Profile: 2290438R | Page No.: 168 |
| Engineer: Yu Liu | |
| Site: AC5 | Time: 2022/11/11 - 01:16 |
| Limit: FCC_Part15.209_RE(3m) | Margin: 0 |
| Probe: Horn_3117_00167055(1-18GHz)2022 | Polarity: Vertical |
| EUT: BTWDB02 | Power: DC 3.3V |
| Note: Mode 2: Transmit at 5500MHz by 11n20 | |



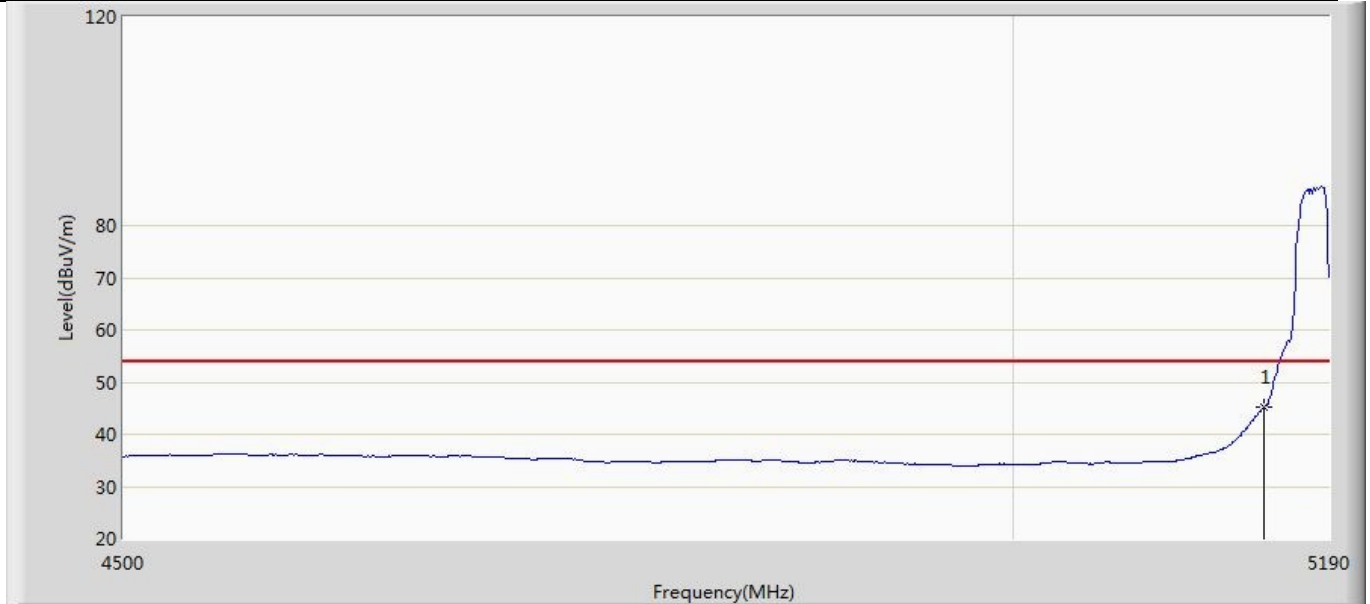
| No | Mark | Frequency (MHz) | Measure Level (dBuV/m) | Reading Level (dBuV) | Over Limit (dB) | Limit (dBuV/m) | Factor (dB) | Type |
|----|------|-----------------|------------------------|----------------------|-----------------|----------------|-------------|------|
| 1 | * | 5460.000 | 35.229 | -2.527 | -18.771 | 54.000 | 37.756 | AV |

| | |
|---|--------------------------|
| Profile: 2290438R | Page No.: 169 |
| Engineer: Yu Liu | |
| Site: AC5 | Time: 2022/11/11 - 01:17 |
| Limit: FCC_Part15.209_RE(3m) | Margin: 0 |
| Probe: Horn_3117_00167055(1-18GHz)2022 | Polarity: Horizontal |
| EUT: BTWDB02 | Power: DC 3.3V |
| Note: Mode 3: Transmit at 5180MHz by 11ac20 | |



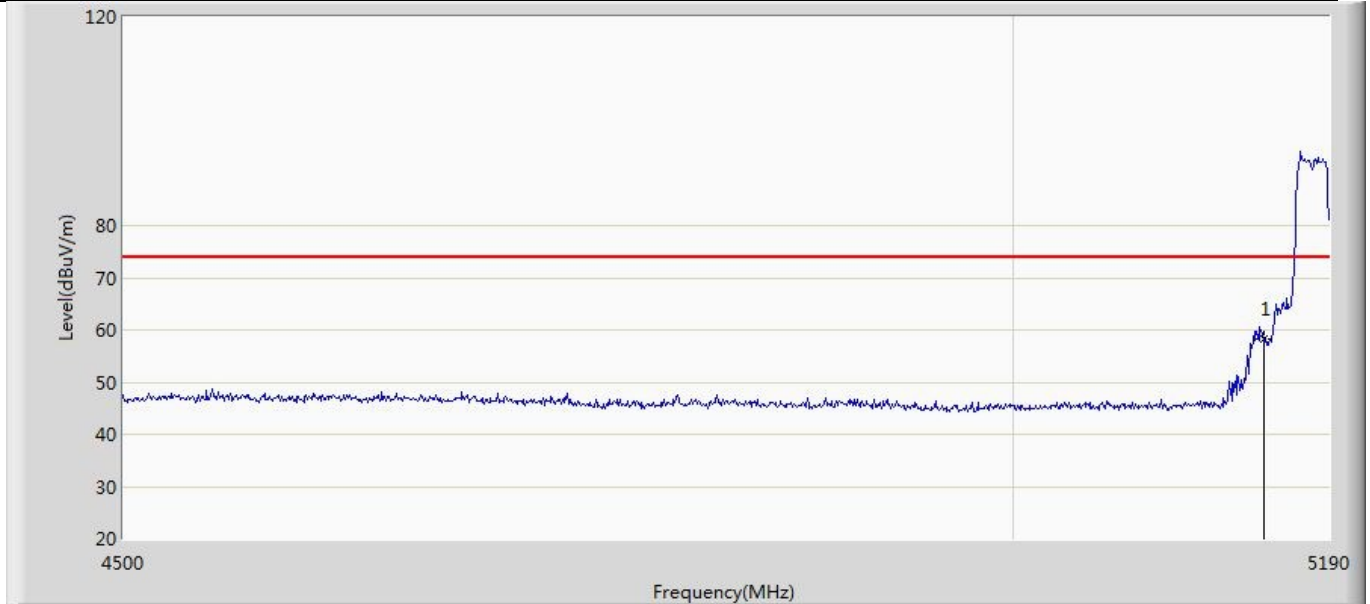
| No | Mark | Frequency (MHz) | Measure Level (dBuV/m) | Reading Level (dBuV) | Over Limit (dB) | Limit (dBuV/m) | Factor (dB) | Type |
|----|------|-----------------|------------------------|----------------------|-----------------|----------------|-------------|------|
| 1 | * | 5150.000 | 65.047 | 27.819 | -8.953 | 74.000 | 37.228 | PK |

| | |
|---|--------------------------|
| Profile: 2290438R | Page No.: 170 |
| Engineer: Yu Liu | |
| Site: AC5 | Time: 2022/11/11 - 01:20 |
| Limit: FCC_Part15.209_RE(3m) | Margin: 0 |
| Probe: Horn_3117_00167055(1-18GHz)2022 | Polarity: Horizontal |
| EUT: BTWDB02 | Power: DC 3.3V |
| Note: Mode 3: Transmit at 5180MHz by 11ac20 | |



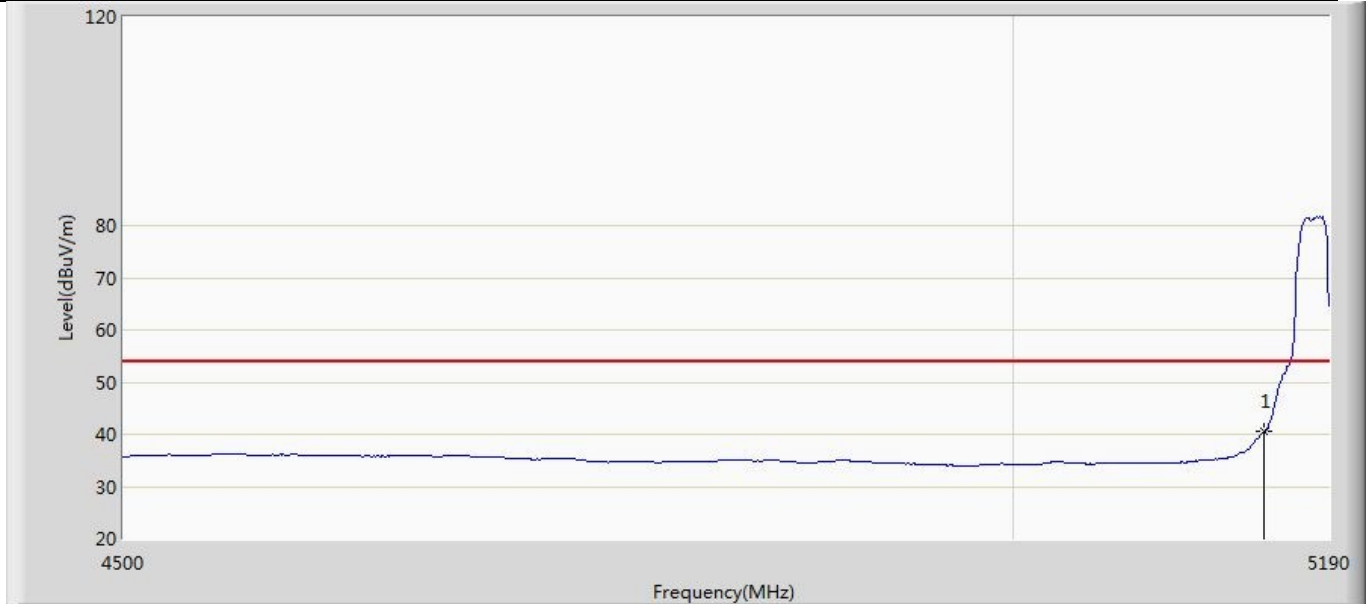
| No | Mark | Frequency (MHz) | Measure Level (dBuV/m) | Reading Level (dBuV) | Over Limit (dB) | Limit (dBuV/m) | Factor (dB) | Type |
|----|------|-----------------|------------------------|----------------------|-----------------|----------------|-------------|------|
| 1 | * | 5150.000 | 45.114 | 7.886 | -8.886 | 54.000 | 37.228 | AV |

| | |
|---|--------------------------|
| Profile: 2290438R | Page No.: 171 |
| Engineer: Yu Liu | |
| Site: AC5 | Time: 2022/11/11 - 01:21 |
| Limit: FCC_Part15.209_RE(3m) | Margin: 0 |
| Probe: Horn_3117_00167055(1-18GHz)2022 | Polarity: Vertical |
| EUT: BTWDB02 | Power: DC 3.3V |
| Note: Mode 3: Transmit at 5180MHz by 11ac20 | |



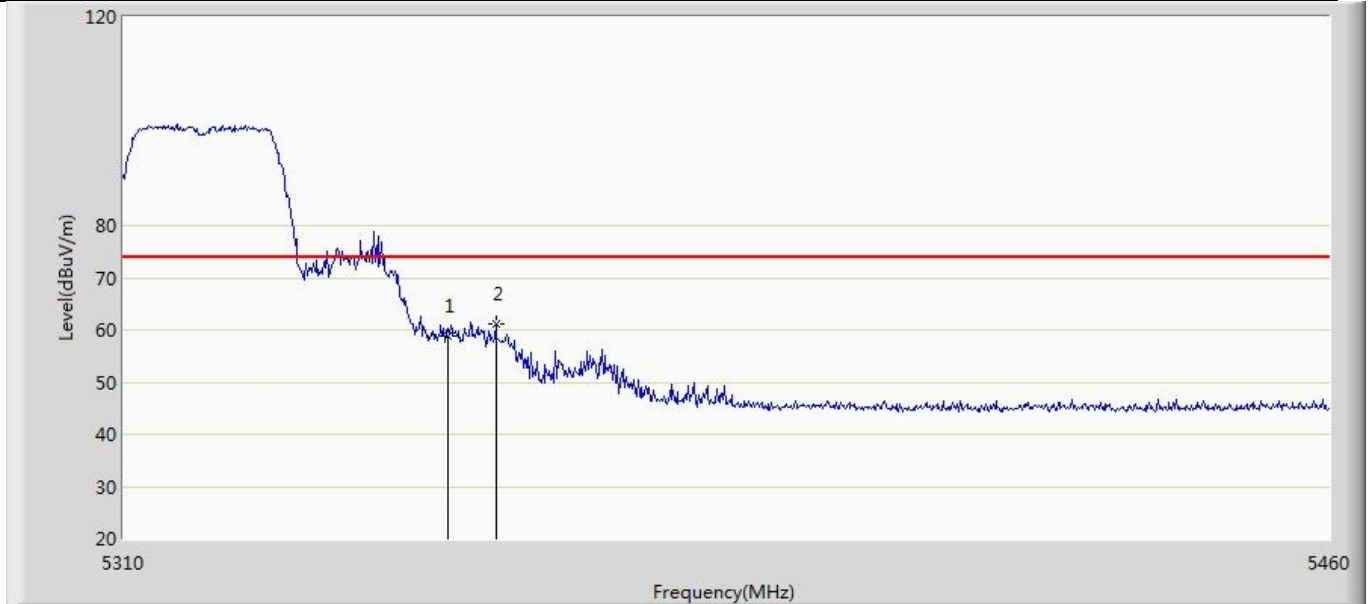
| No | Mark | Frequency (MHz) | Measure Level (dBuV/m) | Reading Level (dBuV) | Over Limit (dB) | Limit (dBuV/m) | Factor (dB) | Type |
|----|------|-----------------|------------------------|----------------------|-----------------|----------------|-------------|------|
| 1 | * | 5150.000 | 58.141 | 20.913 | -15.859 | 74.000 | 37.228 | PK |

| | |
|---|--------------------------|
| Profile: 2290438R | Page No.: 172 |
| Engineer: Yu Liu | |
| Site: AC5 | Time: 2022/11/11 - 01:23 |
| Limit: FCC_Part15.209_RE(3m) | Margin: 0 |
| Probe: Horn_3117_00167055(1-18GHz)2022 | Polarity: Vertical |
| EUT: BTWDB02 | Power: DC 3.3V |
| Note: Mode 3: Transmit at 5180MHz by 11ac20 | |



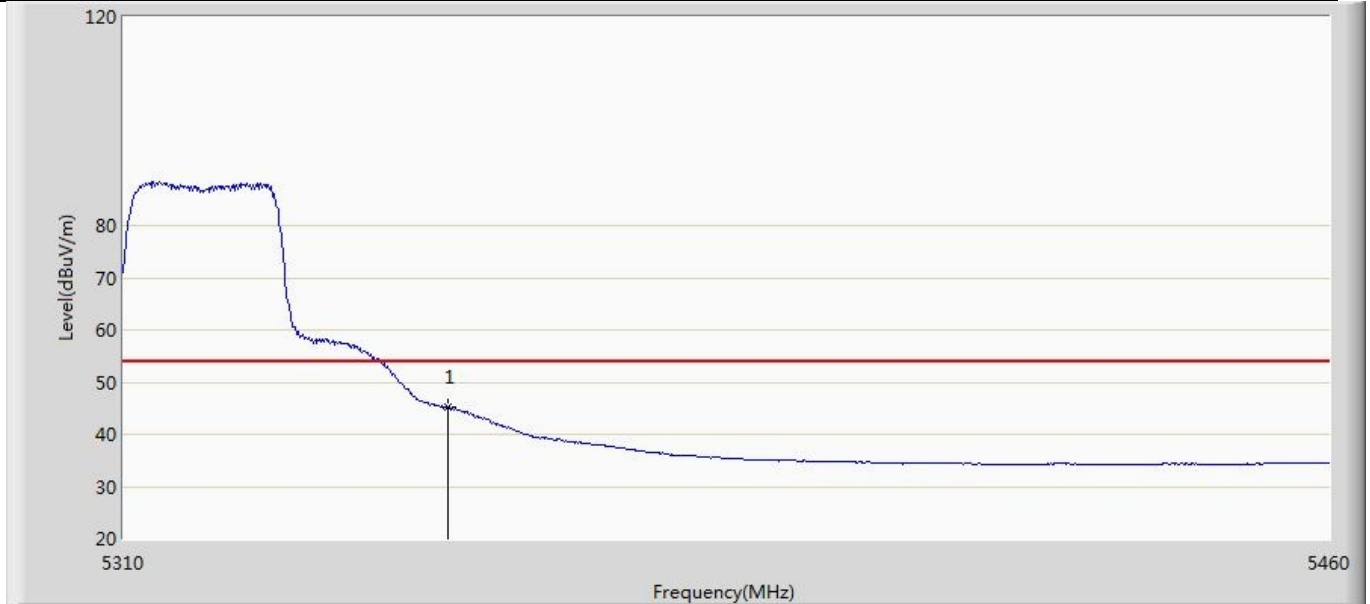
| No | Mark | Frequency (MHz) | Measure Level (dBuV/m) | Reading Level (dBuV) | Over Limit (dB) | Limit (dBuV/m) | Factor (dB) | Type |
|----|------|-----------------|------------------------|----------------------|-----------------|----------------|-------------|------|
| 1 | * | 5150.000 | 40.457 | 3.229 | -13.543 | 54.000 | 37.228 | AV |

| | |
|---|--------------------------|
| Profile: 2290438R | Page No.: 173 |
| Engineer: Yu Liu | |
| Site: AC5 | Time: 2022/11/11 - 01:25 |
| Limit: FCC_Part15.209_RE(3m) | Margin: 0 |
| Probe: Horn_3117_00167055(1-18GHz)2022 | Polarity: Horizontal |
| EUT: BTWDB02 | Power: DC 3.3V |
| Note: Mode 3: Transmit at 5320MHz by 11ac20 | |



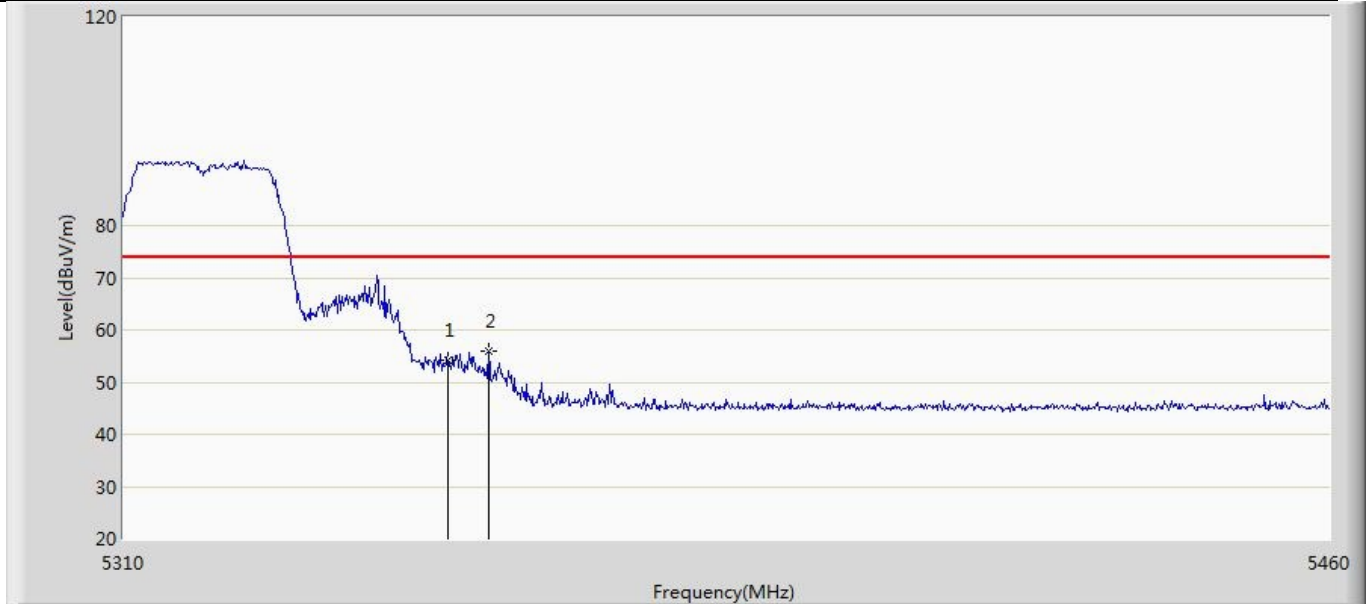
| No | Mark | Frequency (MHz) | Measure Level (dBuV/m) | Reading Level (dBuV) | Over Limit (dB) | Limit (dBuV/m) | Factor (dB) | Type |
|----|------|-----------------|------------------------|----------------------|-----------------|----------------|-------------|------|
| 1 | | 5350.000 | 58.847 | 21.338 | -15.153 | 74.000 | 37.509 | PK |
| 2 | * | 5355.900 | 61.276 | 23.720 | -12.724 | 74.000 | 37.555 | PK |

| | |
|---|--------------------------|
| Profile: 2290438R | Page No.: 174 |
| Engineer: Yu Liu | |
| Site: AC5 | Time: 2022/11/11 - 01:27 |
| Limit: FCC_Part15.209_RE(3m) | Margin: 0 |
| Probe: Horn_3117_00167055(1-18GHz)2022 | Polarity: Horizontal |
| EUT: BTWDB02 | Power: DC 3.3V |
| Note: Mode 3: Transmit at 5320MHz by 11ac20 | |



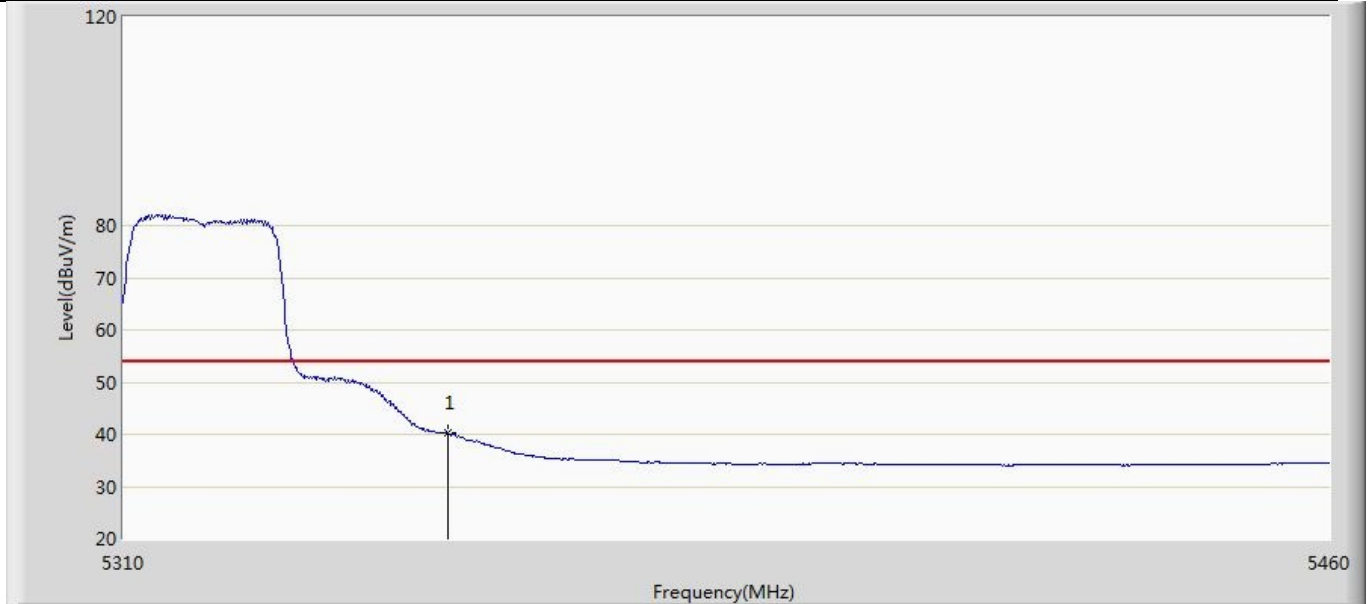
| No | Mark | Frequency (MHz) | Measure Level (dBuV/m) | Reading Level (dBuV) | Over Limit (dB) | Limit (dBuV/m) | Factor (dB) | Type |
|----|------|-----------------|------------------------|----------------------|-----------------|----------------|-------------|------|
| 1 | * | 5350.000 | 45.117 | 7.608 | -8.883 | 54.000 | 37.509 | AV |

| | |
|---|--------------------------|
| Profile: 2290438R | Page No.: 175 |
| Engineer: Yu Liu | |
| Site: AC5 | Time: 2022/11/11 - 01:28 |
| Limit: FCC_Part15.209_RE(3m) | Margin: 0 |
| Probe: Horn_3117_00167055(1-18GHz)2022 | Polarity: Vertical |
| EUT: BTWDB02 | Power: DC 3.3V |
| Note: Mode 3: Transmit at 5320MHz by 11ac20 | |



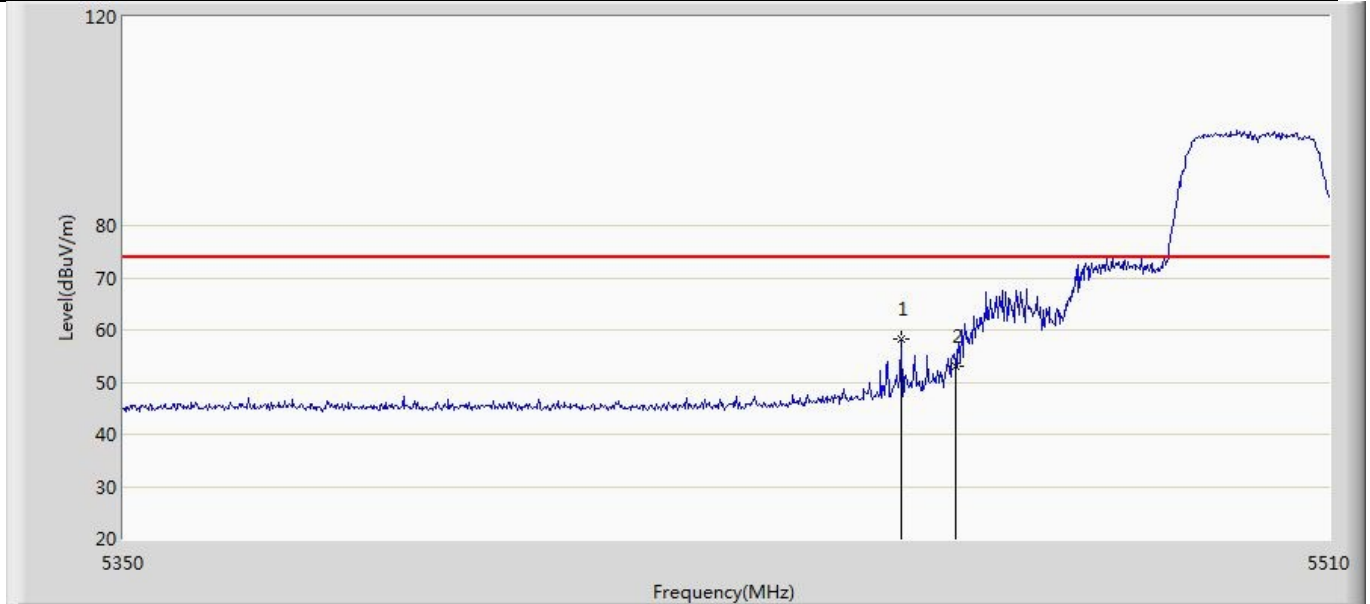
| No | Mark | Frequency (MHz) | Measure Level (dBuV/m) | Reading Level (dBuV) | Over Limit (dB) | Limit (dBuV/m) | Factor (dB) | Type |
|----|------|-----------------|------------------------|----------------------|-----------------|----------------|-------------|------|
| 1 | | 5350.000 | 54.339 | 16.830 | -19.661 | 74.000 | 37.509 | PK |
| 2 | * | 5355.000 | 55.829 | 18.282 | -18.171 | 74.000 | 37.547 | PK |

| | |
|---|--------------------------|
| Profile: 2290438R | Page No.: 176 |
| Engineer: Yu Liu | |
| Site: AC5 | Time: 2022/11/11 - 01:30 |
| Limit: FCC_Part15.209_RE(3m) | Margin: 0 |
| Probe: Horn_3117_00167055(1-18GHz)2022 | Polarity: Vertical |
| EUT: BTWDB02 | Power: DC 3.3V |
| Note: Mode 3: Transmit at 5320MHz by 11ac20 | |



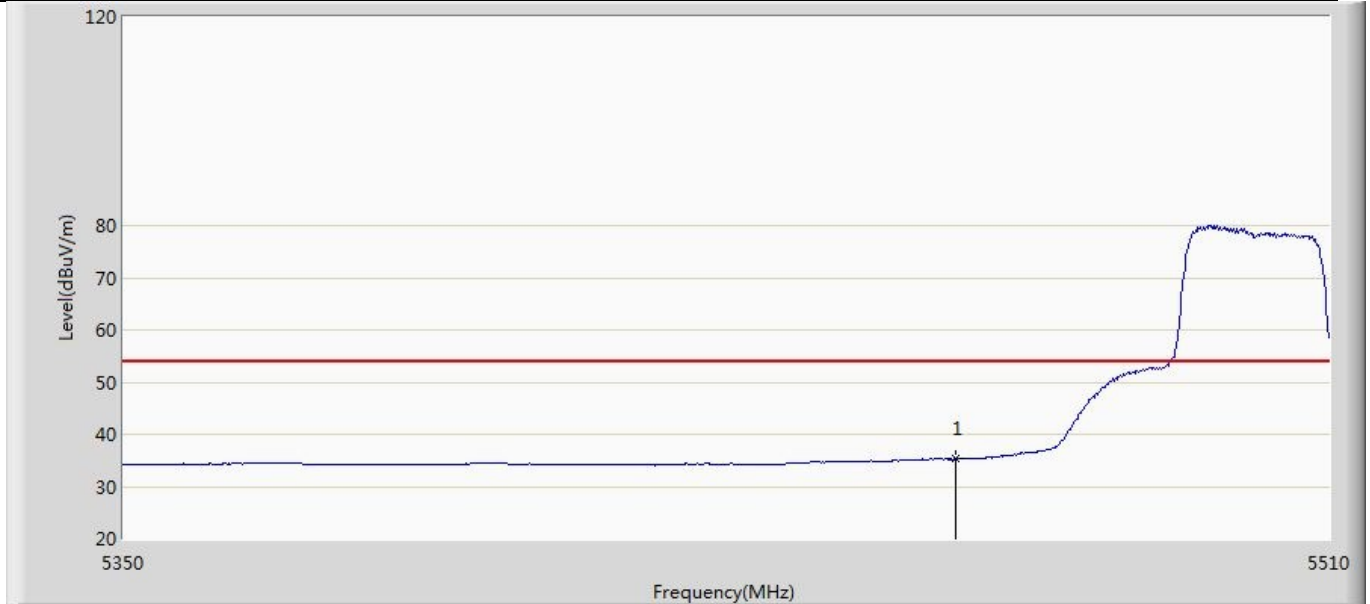
| No | Mark | Frequency (MHz) | Measure Level (dBuV/m) | Reading Level (dBuV) | Over Limit (dB) | Limit (dBuV/m) | Factor (dB) | Type |
|----|------|-----------------|------------------------|----------------------|-----------------|----------------|-------------|------|
| 1 | * | 5350.000 | 40.186 | 2.677 | -13.814 | 54.000 | 37.509 | AV |

| | |
|---|--------------------------|
| Profile: 2290438R | Page No.: 177 |
| Engineer: Yu Liu | |
| Site: AC5 | Time: 2022/11/11 - 01:32 |
| Limit: FCC_Part15.209_RE(3m) | Margin: 0 |
| Probe: Horn_3117_00167055(1-18GHz)2022 | Polarity: Horizontal |
| EUT: BTWDB02 | Power: DC 3.3V |
| Note: Mode 3: Transmit at 5500MHz by 11ac20 | |



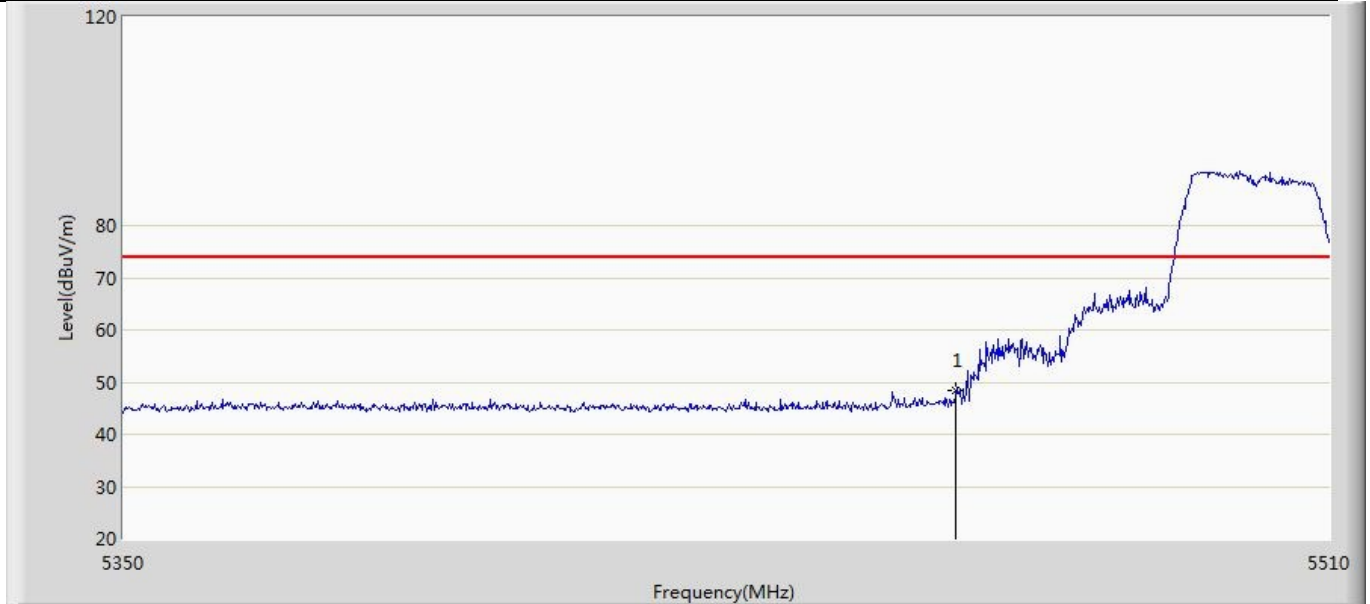
| No | Mark | Frequency (MHz) | Measure Level (dBuV/m) | Reading Level (dBuV) | Over Limit (dB) | Limit (dBuV/m) | Factor (dB) | Type |
|----|------|-----------------|------------------------|----------------------|-----------------|----------------|-------------|------|
| 1 | * | 5452.720 | 58.324 | 20.546 | -15.676 | 74.000 | 37.778 | PK |
| 2 | | 5460.000 | 53.099 | 15.343 | -20.901 | 74.000 | 37.756 | PK |

| | |
|---|--------------------------|
| Profile: 2290438R | Page No.: 178 |
| Engineer: Yu Liu | |
| Site: AC5 | Time: 2022/11/11 - 01:36 |
| Limit: FCC_Part15.209_RE(3m) | Margin: 0 |
| Probe: Horn_3117_00167055(1-18GHz)2022 | Polarity: Horizontal |
| EUT: BTWDB02 | Power: DC 3.3V |
| Note: Mode 3: Transmit at 5500MHz by 11ac20 | |



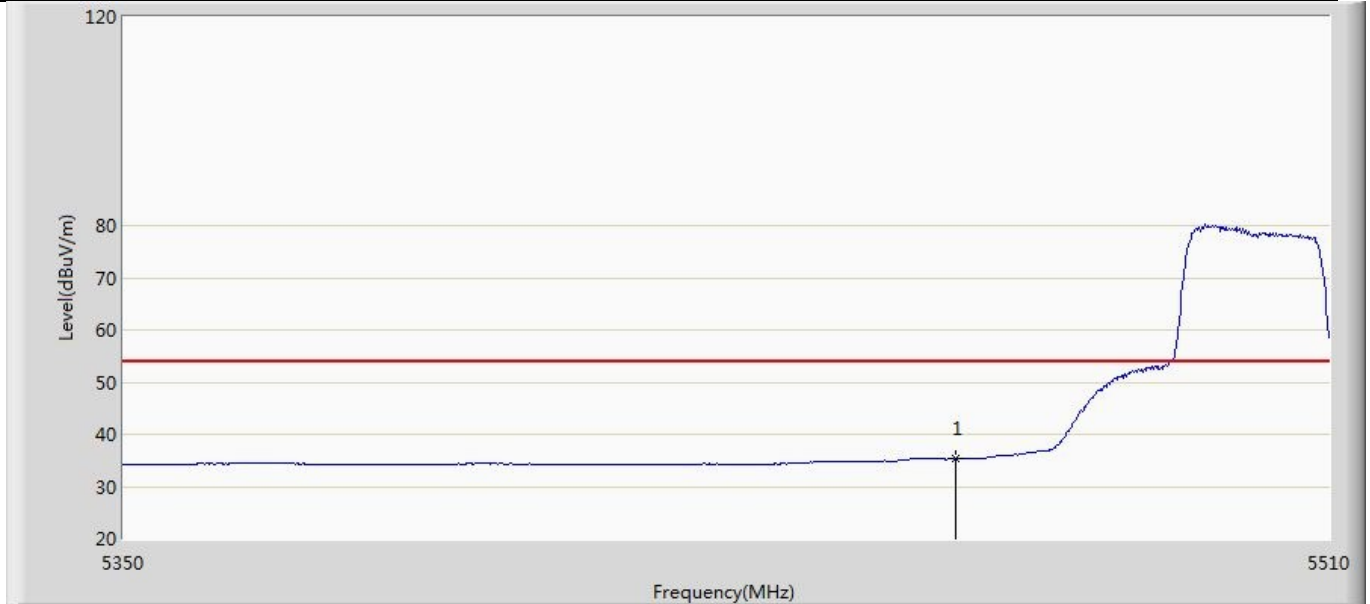
| No | Mark | Frequency (MHz) | Measure Level (dBuV/m) | Reading Level (dBuV) | Over Limit (dB) | Limit (dBuV/m) | Factor (dB) | Type |
|----|------|-----------------|------------------------|----------------------|-----------------|----------------|-------------|------|
| 1 | * | 5460.000 | 35.240 | -2.516 | -18.760 | 54.000 | 37.756 | AV |

| | |
|---|--------------------------|
| Profile: 2290438R | Page No.: 179 |
| Engineer: Yu Liu | |
| Site: AC5 | Time: 2022/11/11 - 01:39 |
| Limit: FCC_Part15.209_RE(3m) | Margin: 0 |
| Probe: Horn_3117_00167055(1-18GHz)2022 | Polarity: Vertical |
| EUT: BTWDB02 | Power: DC 3.3V |
| Note: Mode 3: Transmit at 5500MHz by 11ac20 | |



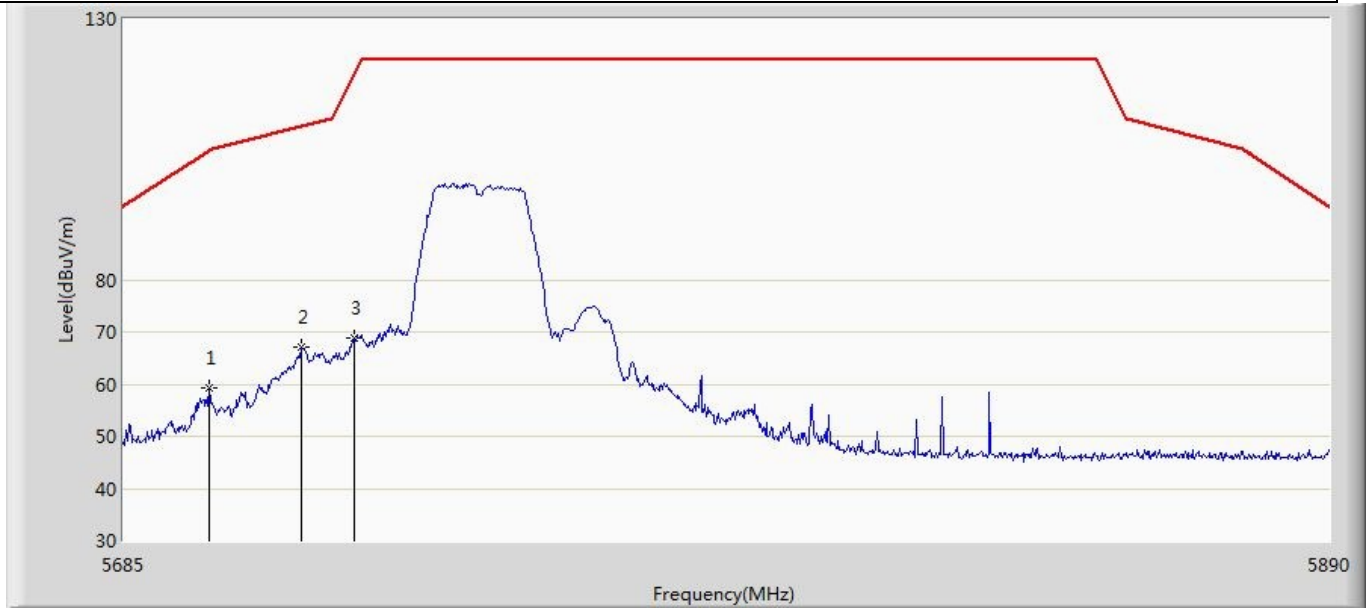
| No | Mark | Frequency (MHz) | Measure Level (dBuV/m) | Reading Level (dBuV) | Over Limit (dB) | Limit (dBuV/m) | Factor (dB) | Type |
|----|------|-----------------|------------------------|----------------------|-----------------|----------------|-------------|------|
| 1 | * | 5460.000 | 48.299 | 10.543 | -25.701 | 74.000 | 37.756 | PK |

| | |
|---|--------------------------|
| Profile: 2290438R | Page No.: 180 |
| Engineer: Yu Liu | |
| Site: AC5 | Time: 2022/11/11 - 01:41 |
| Limit: FCC_Part15.209_RE(3m) | Margin: 0 |
| Probe: Horn_3117_00167055(1-18GHz)2022 | Polarity: Vertical |
| EUT: BTWDB02 | Power: DC 3.3V |
| Note: Mode 3: Transmit at 5500MHz by 11ac20 | |



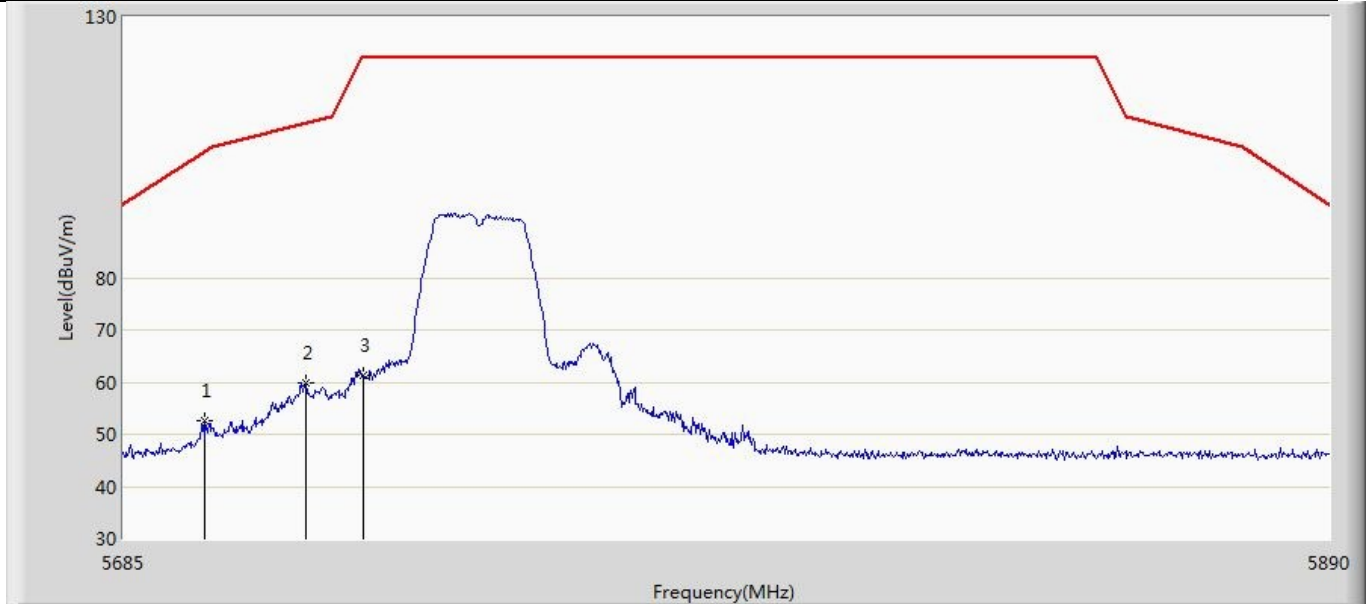
| No | Mark | Frequency (MHz) | Measure Level (dBuV/m) | Reading Level (dBuV) | Over Limit (dB) | Limit (dBuV/m) | Factor (dB) | Type |
|----|------|-----------------|------------------------|----------------------|-----------------|----------------|-------------|------|
| 1 | * | 5460.000 | 35.259 | -2.497 | -18.741 | 54.000 | 37.756 | AV |

| | |
|--|--------------------------|
| Profile: 2290438R | Page No.: 1 |
| Engineer: Yu Liu | |
| Site: AC5 | Time: 2022/11/11 - 01:53 |
| Limit: FCC-15.407 new new | Margin: 0 |
| Probe: Horn_3117_00167055(1-18GHz)2022 | Polarity: Horizontal |
| EUT: BTWDB02 | Power: DC 3.3V |
| Note: Mode1:Transmit at 5745MHz by 11a | |



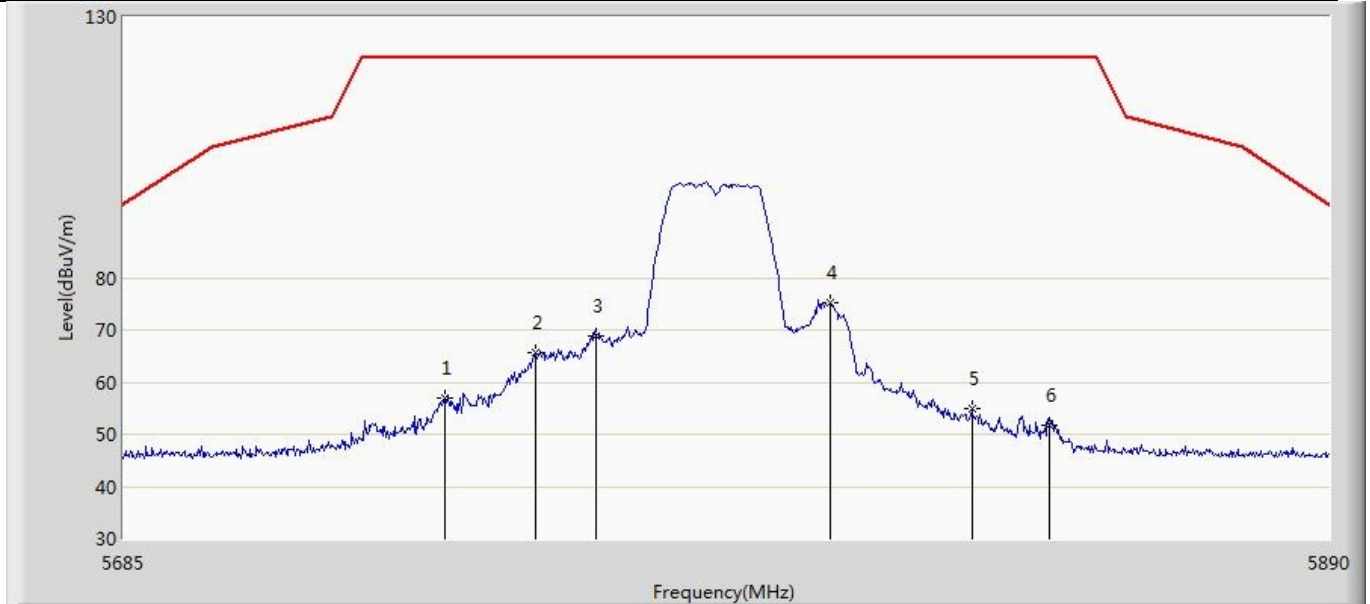
| No | Mark | Frequency (MHz) | Measure Level (dBuV/m) | Reading Level (dBuV) | Over Limit (dB) | Limit (dBuV/m) | Factor (dB) | Type |
|----|------|-----------------|------------------------|----------------------|-----------------|----------------|-------------|------|
| 1 | | 5699.350 | 59.131 | 21.078 | -45.590 | 104.721 | 38.053 | PK |
| 2 | * | 5714.930 | 67.084 | 29.040 | -42.298 | 109.382 | 38.044 | PK |
| 3 | | 5723.745 | 68.845 | 30.661 | -50.495 | 119.340 | 38.184 | PK |

| | |
|--|--------------------------|
| Profile: 2290438R | Page No.: 2 |
| Engineer: Yu Liu | |
| Site: AC5 | Time: 2022/11/11 - 02:09 |
| Limit: FCC-15.407 new new | Margin: 0 |
| Probe: Horn_3117_00167055(1-18GHz)2022 | Polarity: Vertical |
| EUT: BTWDB02 | Power: DC 3.3V |
| Note: Mode1:Transmit at 5745MHz by 11a | |



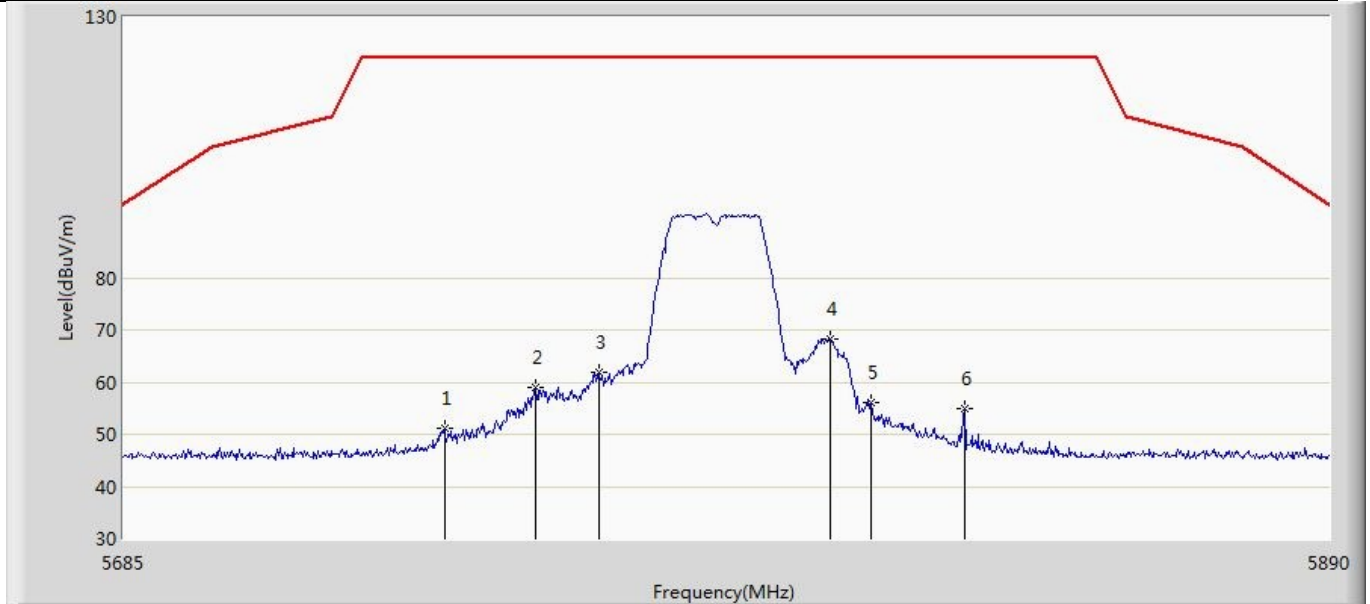
| No | Mark | Frequency (MHz) | Measure Level (dBuV/m) | Reading Level (dBuV) | Over Limit (dB) | Limit (dBuV/m) | Factor (dB) | Type |
|----|------|-----------------|------------------------|----------------------|-----------------|----------------|-------------|------|
| 1 | | 5698.735 | 52.562 | 14.502 | -51.706 | 104.268 | 38.060 | PK |
| 2 | * | 5715.545 | 59.986 | 21.932 | -49.568 | 109.554 | 38.054 | PK |
| 3 | | 5725.180 | 61.249 | 23.043 | -60.951 | 122.200 | 38.206 | PK |

| | |
|--|--------------------------|
| Profile: 2290438R | Page No.: 3 |
| Engineer: Yu Liu | |
| Site: AC5 | Time: 2022/11/11 - 02:10 |
| Limit: FCC-15.407 new new | Margin: 0 |
| Probe: Horn_3117_00167055(1-18GHz)2022 | Polarity: Horizontal |
| EUT: BTWDB02 | Power: DC 3.3V |
| Note: Mode1:Transmit at 5785MHz by 11a | |



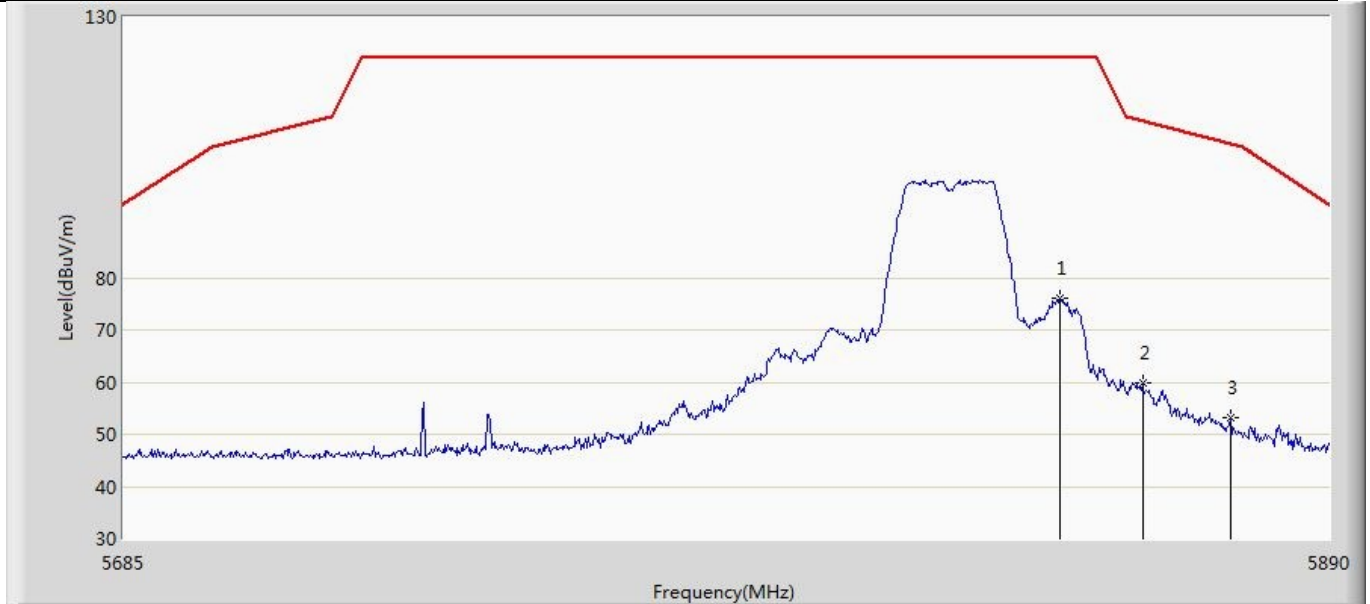
| No | Mark | Frequency (MHz) | Measure Level (dBuV/m) | Reading Level (dBuV) | Over Limit (dB) | Limit (dBuV/m) | Factor (dB) | Type |
|----|------|-----------------|------------------------|----------------------|-----------------|----------------|-------------|------|
| 1 | | 5738.915 | 56.821 | 18.617 | -65.379 | 122.200 | 38.204 | PK |
| 2 | | 5754.290 | 65.560 | 27.402 | -56.640 | 122.200 | 38.159 | PK |
| 3 | | 5764.540 | 68.769 | 30.641 | -53.431 | 122.200 | 38.128 | PK |
| 4 | * | 5804.310 | 75.161 | 36.928 | -47.039 | 122.200 | 38.234 | PK |
| 5 | | 5828.500 | 54.807 | 16.559 | -67.393 | 122.200 | 38.248 | PK |
| 6 | | 5841.825 | 51.671 | 13.482 | -70.529 | 122.200 | 38.189 | PK |

| | |
|--|--------------------------|
| Profile: 2290438R | Page No.: 4 |
| Engineer: Yu Liu | |
| Site: AC5 | Time: 2022/11/11 - 02:13 |
| Limit: FCC-15.407 new new | Margin: 0 |
| Probe: Horn_3117_00167055(1-18GHz)2022 | Polarity: Vertical |
| EUT: BTWDB02 | Power: DC 3.3V |
| Note: Mode1:Transmit at 5785MHz by 11a | |



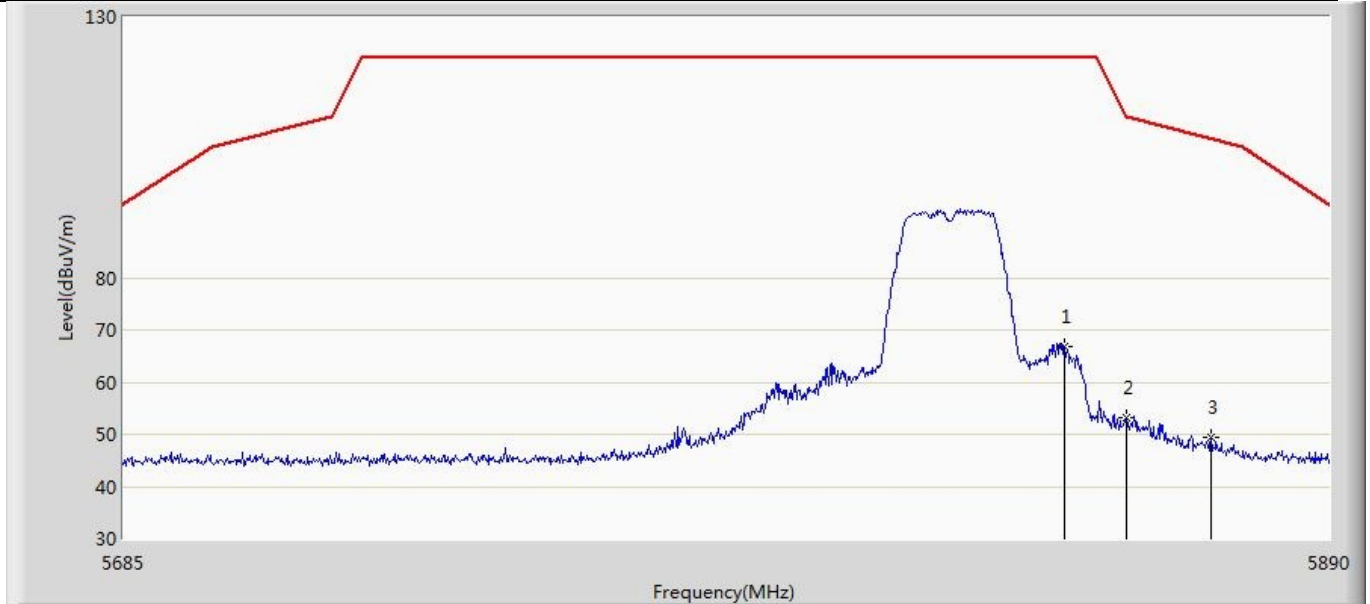
| No | Mark | Frequency (MHz) | Measure Level (dBuV/m) | Reading Level (dBuV) | Over Limit (dB) | Limit (dBuV/m) | Factor (dB) | Type |
|----|------|-----------------|------------------------|----------------------|-----------------|----------------|-------------|------|
| 1 | | 5738.915 | 51.187 | 12.983 | -71.013 | 122.200 | 38.204 | PK |
| 2 | | 5754.290 | 59.039 | 20.881 | -63.161 | 122.200 | 38.159 | PK |
| 3 | | 5764.950 | 61.897 | 23.770 | -60.303 | 122.200 | 38.127 | PK |
| 4 | * | 5804.310 | 68.378 | 30.145 | -53.822 | 122.200 | 38.234 | PK |
| 5 | | 5811.280 | 56.063 | 17.843 | -66.137 | 122.200 | 38.220 | PK |
| 6 | | 5827.270 | 54.860 | 16.611 | -67.340 | 122.200 | 38.249 | PK |

| | |
|--|--------------------------|
| Profile: 2290438R | Page No.: 5 |
| Engineer: Yu Liu | |
| Site: AC5 | Time: 2022/11/11 - 02:17 |
| Limit: FCC-15.407 new new | Margin: 0 |
| Probe: Horn_3117_00167055(1-18GHz)2022 | Polarity: Horizontal |
| EUT: BTWDB02 | Power: DC 3.3V |
| Note: Mode1:Transmit at 5825MHz by 11a | |



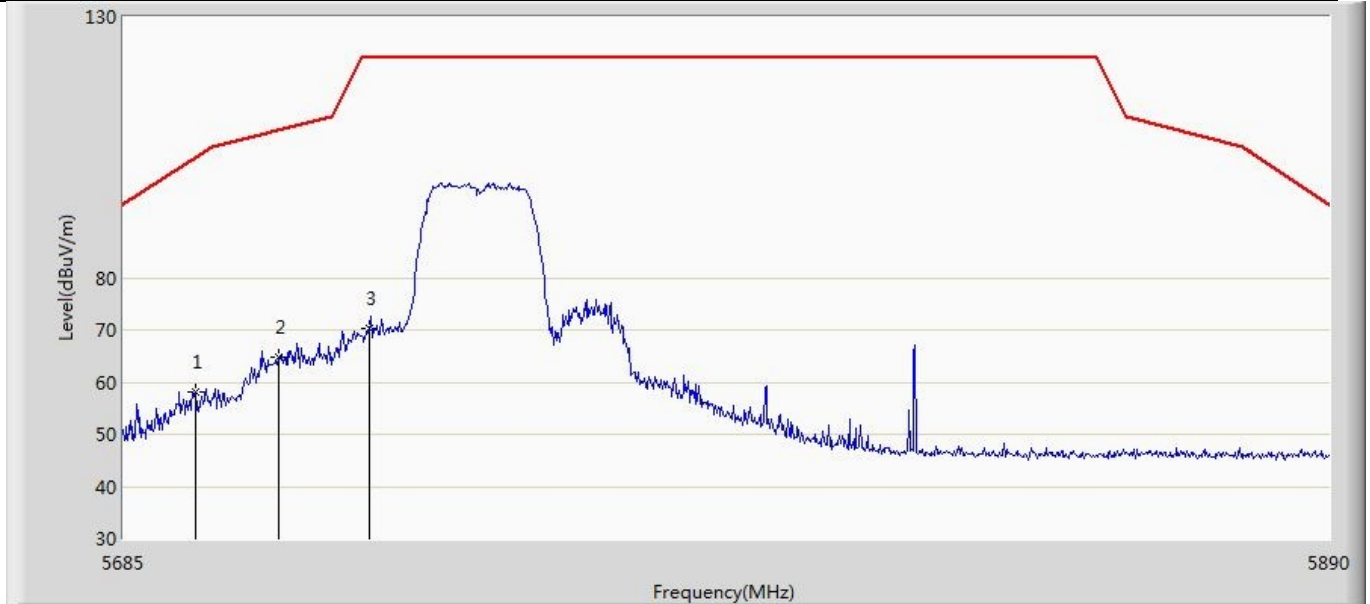
| No | Mark | Frequency (MHz) | Measure Level (dBuV/m) | Reading Level (dBuV) | Over Limit (dB) | Limit (dBuV/m) | Factor (dB) | Type |
|----|------|-----------------|------------------------|----------------------|-----------------|----------------|-------------|------|
| 1 | * | 5843.670 | 76.061 | 37.881 | -46.139 | 122.200 | 38.180 | PK |
| 2 | | 5857.815 | 59.734 | 21.461 | -50.277 | 110.011 | 38.273 | PK |
| 3 | | 5872.985 | 53.240 | 14.992 | -52.523 | 105.763 | 38.248 | PK |

| | |
|--|--------------------------|
| Profile: 2290438R | Page No.: 6 |
| Engineer: Yu Liu | |
| Site: AC5 | Time: 2022/11/11 - 02:19 |
| Limit: FCC-15.407 new new | Margin: 0 |
| Probe: Horn_3117_00167055(1-18GHz)2022 | Polarity: Vertical |
| EUT: BTWDB02 | Power: DC 3.3V |
| Note: Mode1:Transmit at 5825MHz by 11a | |



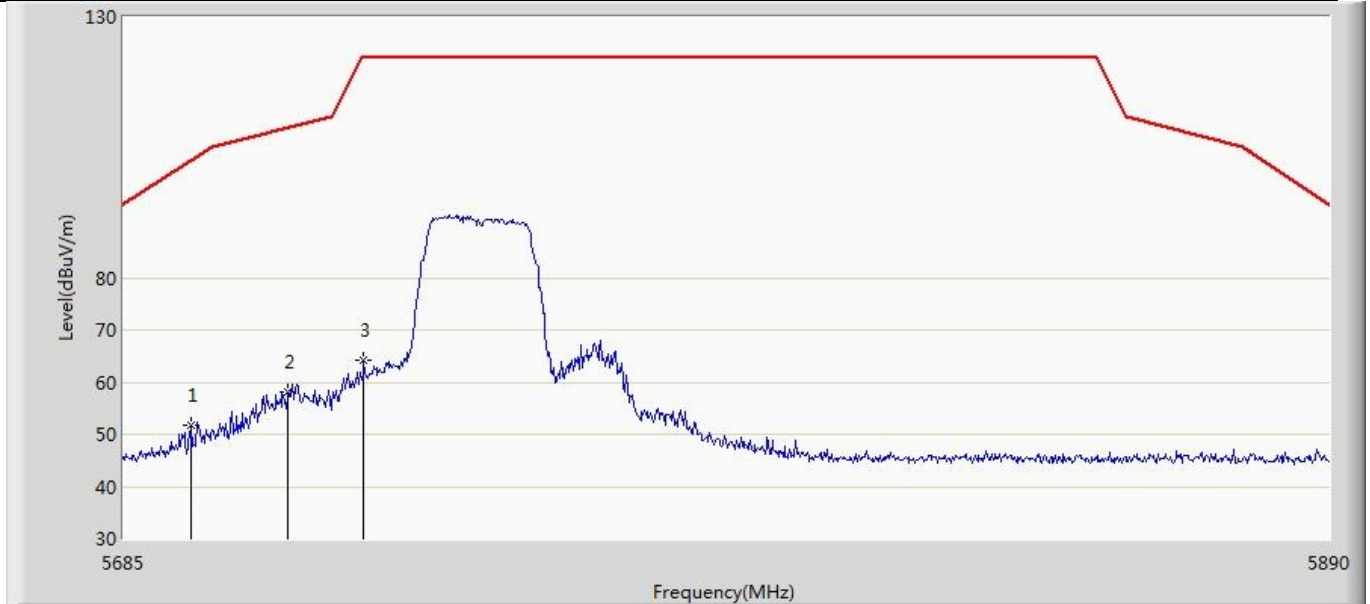
| No | Mark | Frequency (MHz) | Measure Level (dBuV/m) | Reading Level (dBuV) | Over Limit (dB) | Limit (dBuV/m) | Factor (dB) | Type |
|----|------|-----------------|------------------------|----------------------|-----------------|----------------|-------------|------|
| 1 | * | 5844.490 | 66.890 | 28.713 | -55.310 | 122.200 | 38.177 | PK |
| 2 | | 5855.150 | 53.187 | 14.935 | -57.570 | 110.758 | 38.253 | PK |
| 3 | | 5869.705 | 49.337 | 11.072 | -57.344 | 106.681 | 38.266 | PK |

| | |
|--|--------------------------|
| Profile: 2290438R | Page No.: 7 |
| Engineer: Yu Liu | |
| Site: AC5 | Time: 2022/11/11 - 02:20 |
| Limit: FCC-15.407 new new | Margin: 0 |
| Probe: Horn_3117_00167055(1-18GHz)2022 | Polarity: Horizontal |
| EUT: BTWDB02 | Power: DC 3.3V |
| Note: Mode2:Transmit at 5745MHz by 11n20 | |



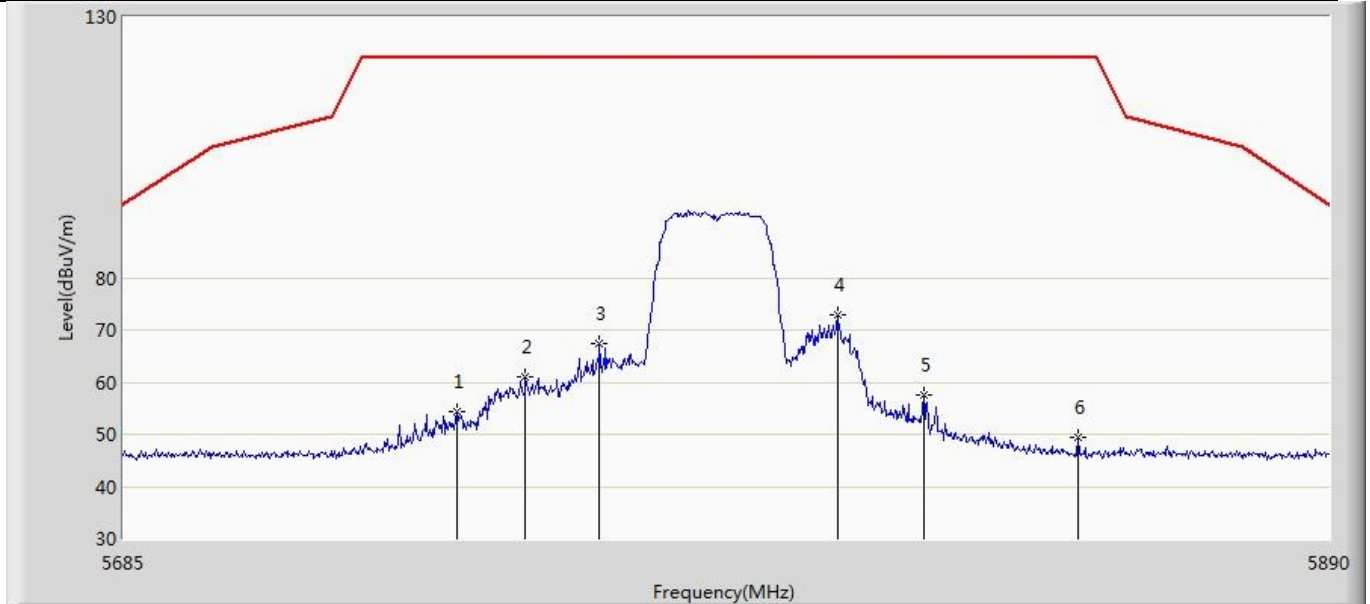
| No | Mark | Frequency (MHz) | Measure Level (dBuV/m) | Reading Level (dBuV) | Over Limit (dB) | Limit (dBuV/m) | Factor (dB) | Type |
|----|------|-----------------|------------------------|----------------------|-----------------|----------------|-------------|------|
| 1 | | 5697.095 | 58.156 | 20.079 | -44.903 | 103.059 | 38.077 | PK |
| 2 | * | 5711.035 | 64.775 | 26.792 | -43.517 | 108.292 | 37.983 | PK |
| 3 | | 5726.205 | 70.307 | 32.088 | -51.893 | 122.200 | 38.219 | PK |

| | |
|--|--------------------------|
| Profile: 2290438R | Page No.: 8 |
| Engineer: Yu Liu | |
| Site: AC5 | Time: 2022/11/11 - 02:23 |
| Limit: FCC-15.407 new new | Margin: 0 |
| Probe: Horn_3117_00167055(1-18GHz)2022 | Polarity: Vertical |
| EUT: BTWDB02 | Power: DC 3.3V |
| Note: Mode2:Transmit at 5745MHz by 11n20 | |



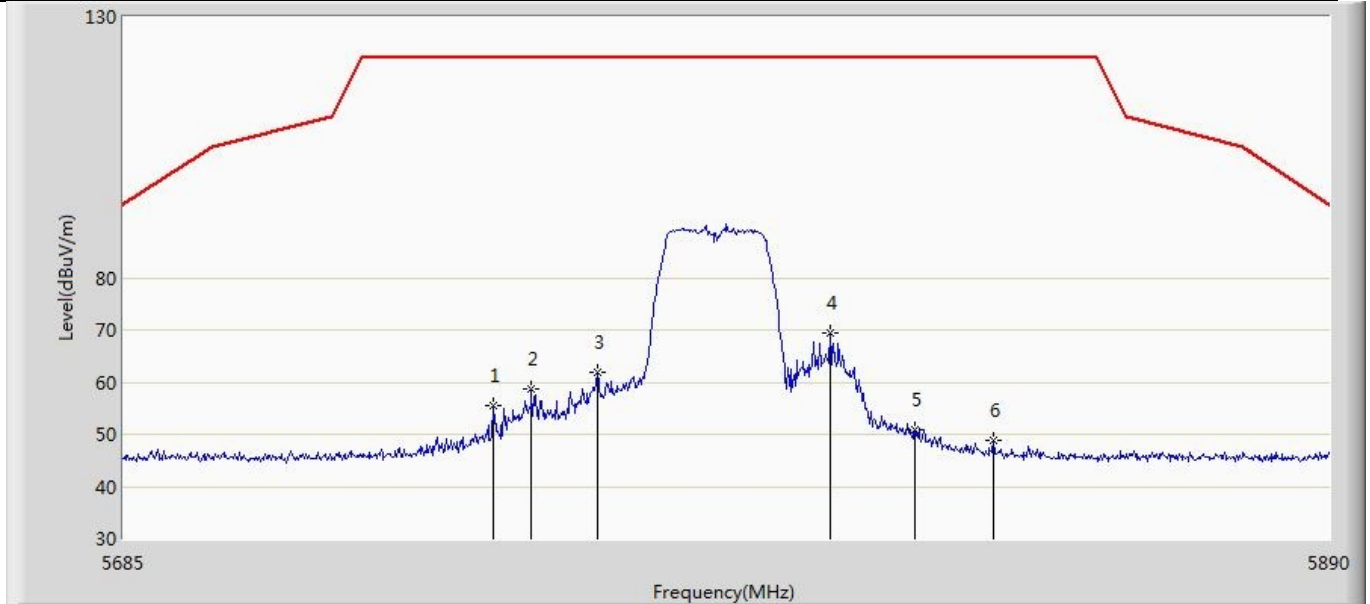
| No | Mark | Frequency (MHz) | Measure Level (dBuV/m) | Reading Level (dBuV) | Over Limit (dB) | Limit (dBuV/m) | Factor (dB) | Type |
|----|------|-----------------|------------------------|----------------------|-----------------|----------------|-------------|------|
| 1 | | 5696.480 | 51.707 | 13.624 | -50.898 | 102.606 | 38.084 | PK |
| 2 | * | 5712.675 | 57.991 | 19.982 | -50.760 | 108.751 | 38.009 | PK |
| 3 | | 5725.385 | 64.124 | 25.915 | -58.076 | 122.200 | 38.209 | PK |

| | |
|--|--------------------------|
| Profile: 2290438R | Page No.: 9 |
| Engineer: Yu Liu | |
| Site: AC5 | Time: 2022/11/11 - 02:25 |
| Limit: FCC-15.407 new new | Margin: 0 |
| Probe: Horn_3117_00167055(1-18GHz)2022 | Polarity: Horizontal |
| EUT: BTWDB02 | Power: DC 3.3V |
| Note: Mode2:Transmit at 5785MHz by 11n20 | |



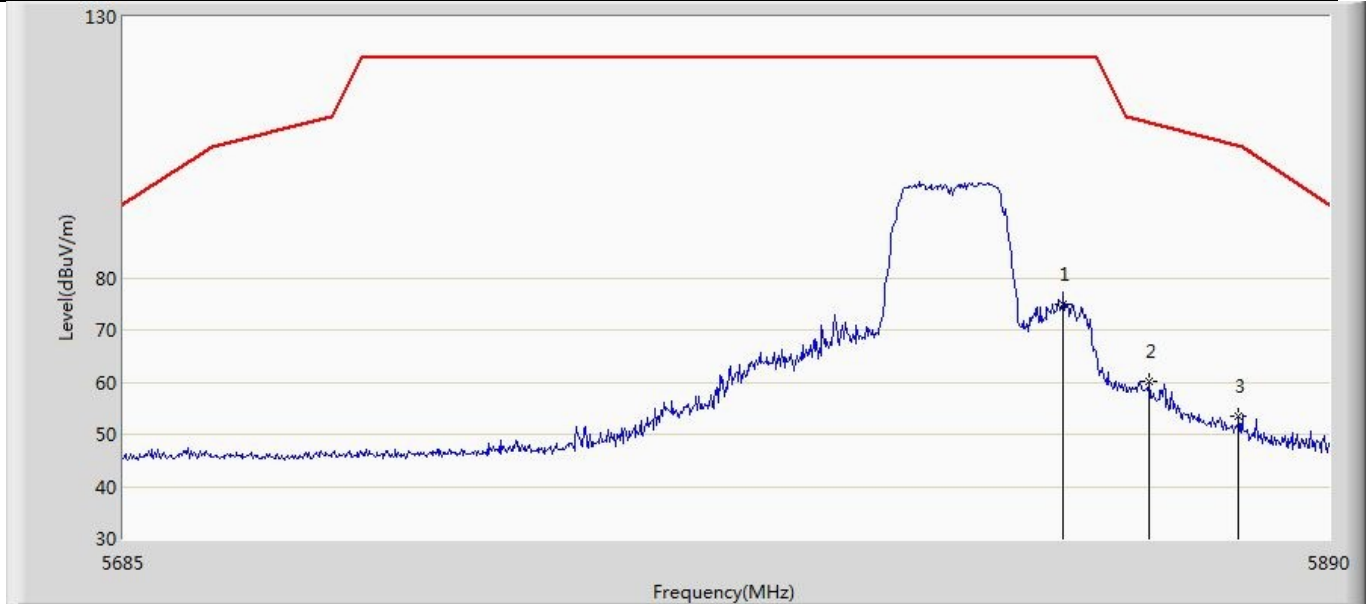
| No | Mark | Frequency (MHz) | Measure Level (dBuV/m) | Reading Level (dBuV) | Over Limit (dB) | Limit (dBuV/m) | Factor (dB) | Type |
|----|------|-----------------|------------------------|----------------------|-----------------|----------------|-------------|------|
| 1 | | 5740.965 | 54.360 | 16.158 | -67.840 | 122.200 | 38.201 | PK |
| 2 | | 5752.650 | 61.024 | 22.860 | -61.176 | 122.200 | 38.164 | PK |
| 3 | | 5765.155 | 67.386 | 29.259 | -54.814 | 122.200 | 38.127 | PK |
| 4 | * | 5805.540 | 72.865 | 34.634 | -49.335 | 122.200 | 38.231 | PK |
| 5 | | 5820.300 | 57.480 | 19.244 | -64.720 | 122.200 | 38.236 | PK |
| 6 | | 5846.745 | 49.347 | 11.159 | -72.853 | 122.200 | 38.188 | PK |

| | |
|--|--------------------------|
| Profile: 2290438R | Page No.: 10 |
| Engineer: Yu Liu | |
| Site: AC5 | Time: 2022/11/11 - 02:28 |
| Limit: FCC-15.407 new new | Margin: 0 |
| Probe: Horn_3117_00167055(1-18GHz)2022 | Polarity: Vertical |
| EUT: BTWDB02 | Power: DC 3.3V |
| Note: Mode2:Transmit at 5785MHz by 11n20 | |



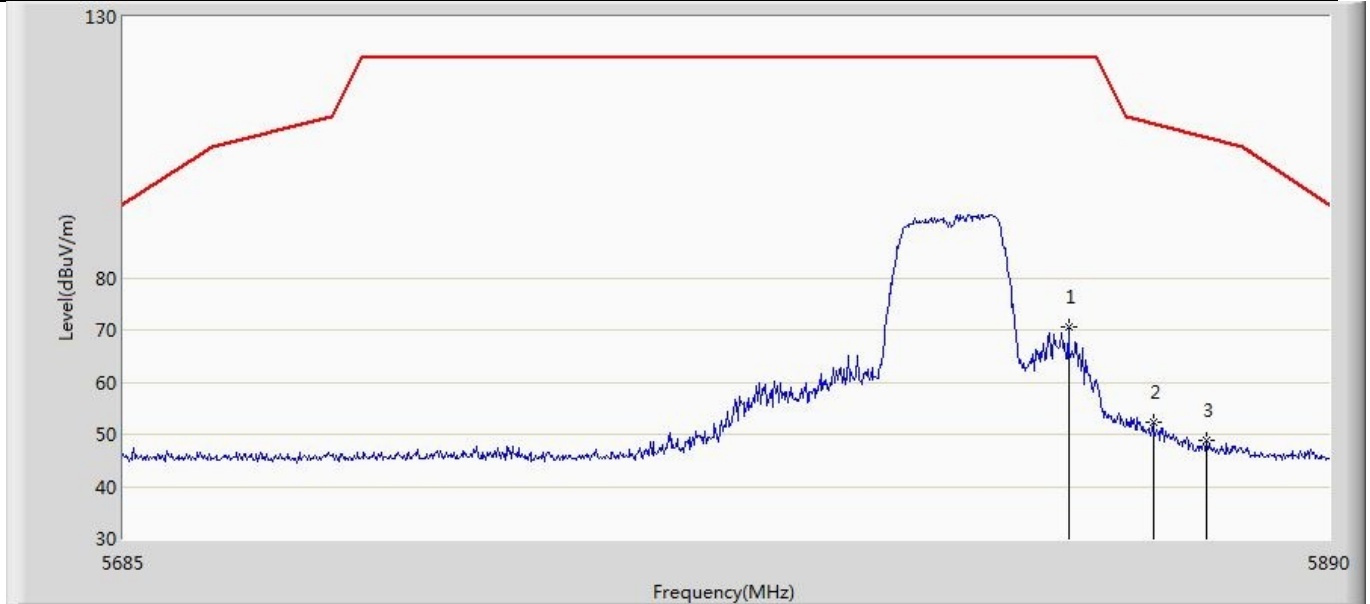
| No | Mark | Frequency (MHz) | Measure Level (dBuV/m) | Reading Level (dBuV) | Over Limit (dB) | Limit (dBuV/m) | Factor (dB) | Type |
|----|------|-----------------|------------------------|----------------------|-----------------|----------------|-------------|------|
| 1 | | 5747.115 | 55.562 | 17.378 | -66.638 | 122.200 | 38.184 | PK |
| 2 | | 5753.675 | 58.554 | 20.393 | -63.646 | 122.200 | 38.160 | PK |
| 3 | | 5764.745 | 61.997 | 23.869 | -60.203 | 122.200 | 38.128 | PK |
| 4 | * | 5804.310 | 69.423 | 31.190 | -52.777 | 122.200 | 38.234 | PK |
| 5 | | 5818.865 | 50.799 | 12.566 | -71.401 | 122.200 | 38.234 | PK |
| 6 | | 5832.190 | 48.758 | 10.526 | -73.442 | 122.200 | 38.232 | PK |

| | |
|--|--------------------------|
| Profile: 2290438R | Page No.: 11 |
| Engineer: Yu Liu | |
| Site: AC5 | Time: 2022/11/11 - 02:30 |
| Limit: FCC-15.407 new new | Margin: 0 |
| Probe: Horn_3117_00167055(1-18GHz)2022 | Polarity: Horizontal |
| EUT: BTWDB02 | Power: DC 3.3V |
| Note: Mode2:Transmit at 5825MHz by 11n20 | |



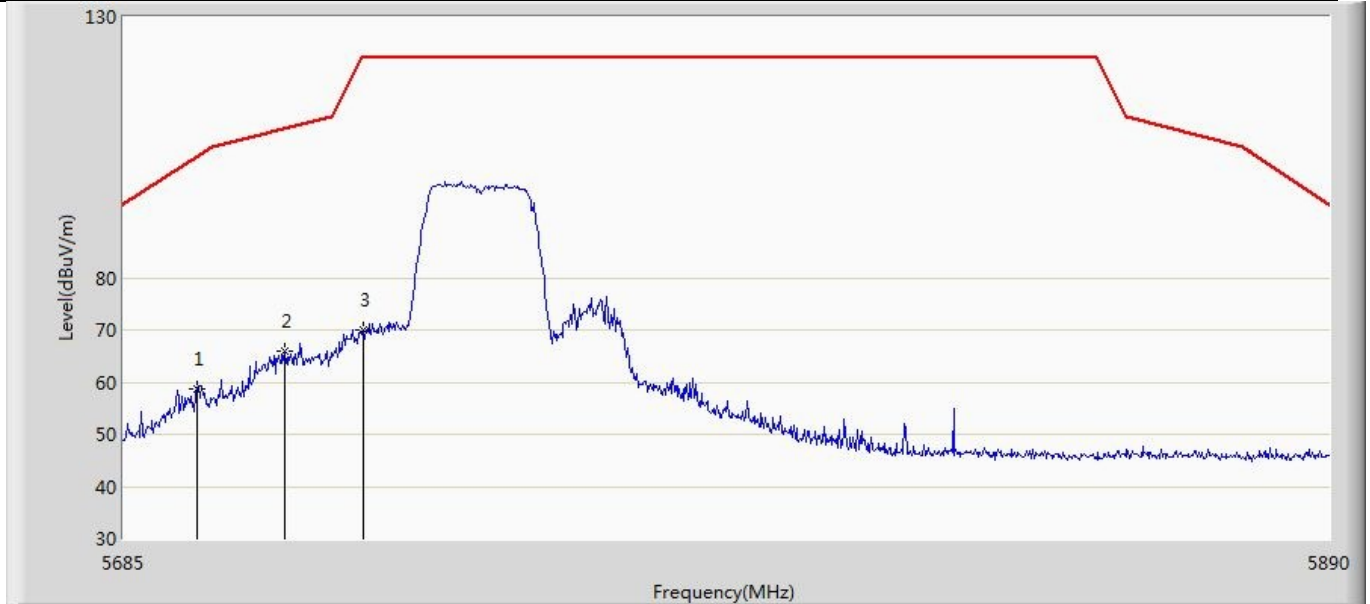
| No | Mark | Frequency (MHz) | Measure Level (dBuV/m) | Reading Level (dBuV) | Over Limit (dB) | Limit (dBuV/m) | Factor (dB) | Type |
|----|------|-----------------|------------------------|----------------------|-----------------|----------------|-------------|------|
| 1 | * | 5844.080 | 74.994 | 36.816 | -47.206 | 122.200 | 38.179 | PK |
| 2 | | 5859.045 | 60.131 | 21.849 | -49.534 | 109.666 | 38.282 | PK |
| 3 | | 5874.420 | 53.618 | 15.377 | -51.744 | 105.362 | 38.241 | PK |

| | |
|--|--------------------------|
| Profile: 2290438R | Page No.: 12 |
| Engineer: Yu Liu | |
| Site: AC5 | Time: 2022/11/11 - 02:32 |
| Limit: FCC-15.407 new new | Margin: 0 |
| Probe: Horn_3117_00167055(1-18GHz)2022 | Polarity: Vertical |
| EUT: BTWDB02 | Power: DC 3.3V |
| Note: Mode2:Transmit at 5825MHz by 11n20 | |



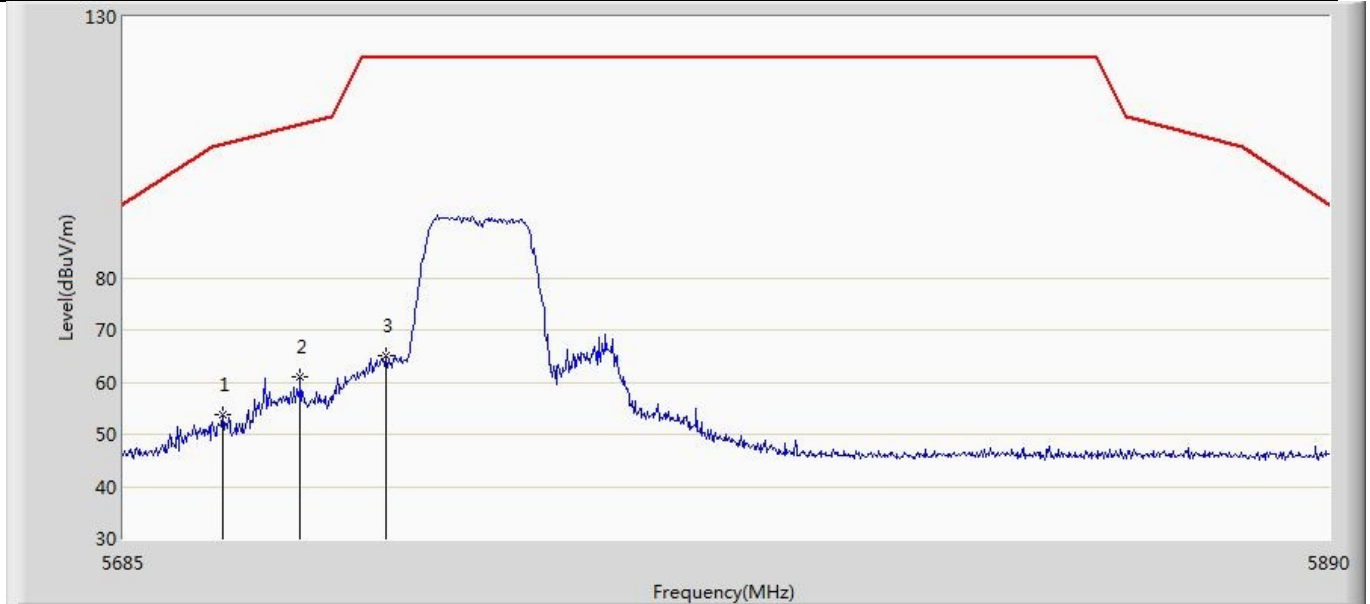
| No | Mark | Frequency (MHz) | Measure Level (dBuV/m) | Reading Level (dBuV) | Over Limit (dB) | Limit (dBuV/m) | Factor (dB) | Type |
|----|------|-----------------|------------------------|----------------------|-----------------|----------------|-------------|------|
| 1 | * | 5845.105 | 70.595 | 32.420 | -51.605 | 122.200 | 38.175 | PK |
| 2 | | 5859.660 | 52.219 | 13.932 | -57.274 | 109.493 | 38.287 | PK |
| 3 | | 5868.885 | 48.790 | 10.521 | -58.120 | 106.910 | 38.269 | PK |

| | |
|---|--------------------------|
| Profile: 2290438R | Page No.: 13 |
| Engineer: Yu Liu | |
| Site: AC5 | Time: 2022/11/11 - 02:33 |
| Limit: FCC-15.407 new new | Margin: 0 |
| Probe: Horn_3117_00167055(1-18GHz)2022 | Polarity: Horizontal |
| EUT: BTWDB02 | Power: DC 3.3V |
| Note: Mode2:Transmit at 5745MHz by ac20 | |



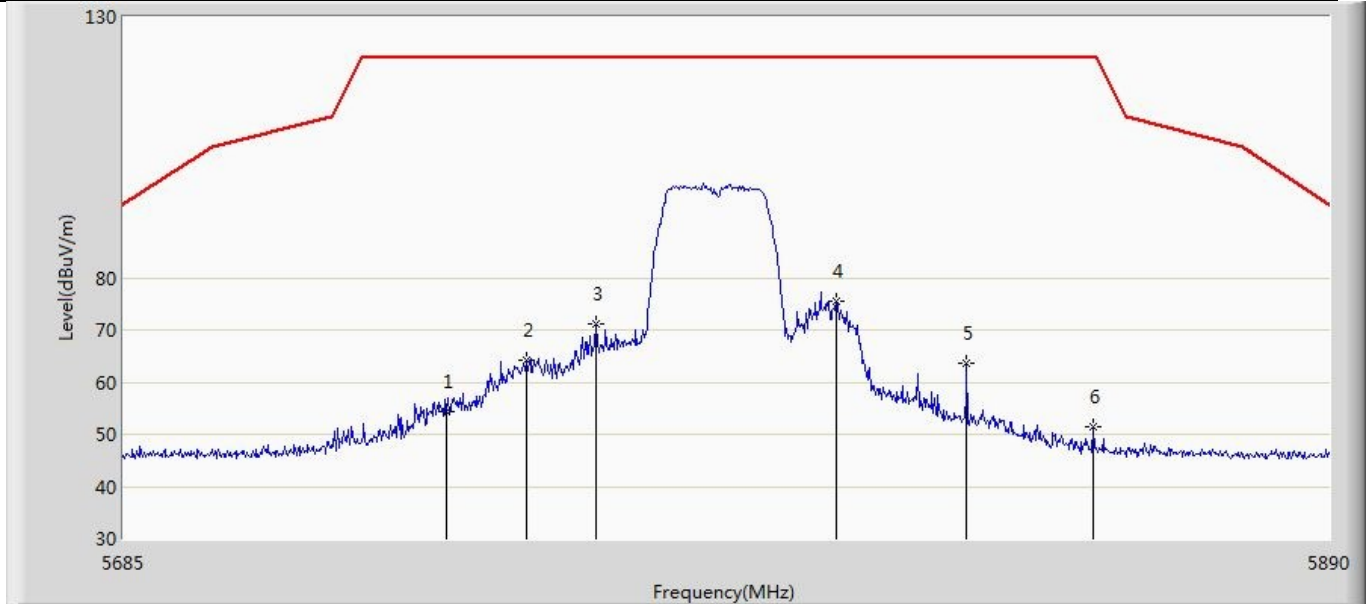
| No | Mark | Frequency (MHz) | Measure Level (dBuV/m) | Reading Level (dBuV) | Over Limit (dB) | Limit (dBuV/m) | Factor (dB) | Type |
|----|------|-----------------|------------------------|----------------------|-----------------|----------------|-------------|------|
| 1 | | 5697.300 | 58.646 | 20.571 | -44.565 | 103.210 | 38.075 | PK |
| 2 | * | 5712.060 | 65.949 | 27.950 | -42.630 | 108.579 | 37.999 | PK |
| 3 | | 5725.180 | 70.043 | 31.837 | -52.157 | 122.200 | 38.206 | PK |

| | |
|---|--------------------------|
| Profile: 2290438R | Page No.: 14 |
| Engineer: Yu Liu | |
| Site: AC5 | Time: 2022/11/11 - 02:37 |
| Limit: FCC-15.407 new new | Margin: 0 |
| Probe: Horn_3117_00167055(1-18GHz)2022 | Polarity: Vertical |
| EUT: BTWDB02 | Power: DC 3.3V |
| Note: Mode3:Transmit at 5745MHz by ac20 | |



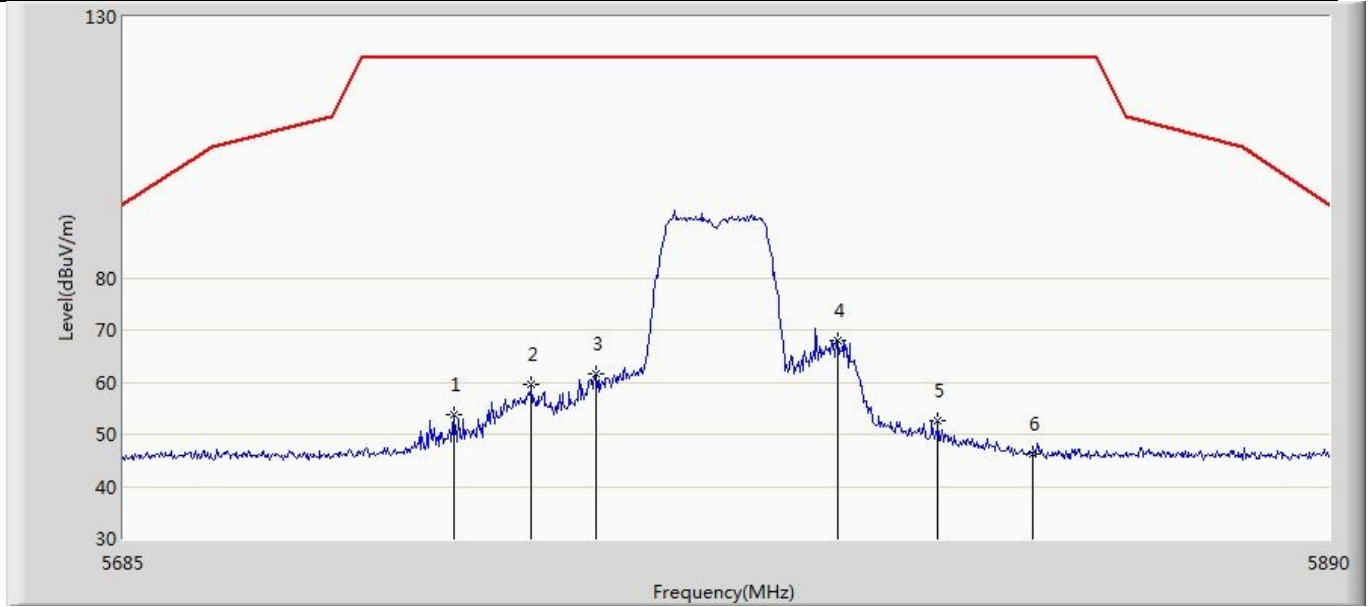
| No | Mark | Frequency (MHz) | Measure Level (dBuV/m) | Reading Level (dBuV) | Over Limit (dB) | Limit (dBuV/m) | Factor (dB) | Type |
|----|------|-----------------|------------------------|----------------------|-----------------|----------------|-------------|------|
| 1 | | 5701.605 | 53.843 | 15.814 | -51.807 | 105.650 | 38.029 | PK |
| 2 | * | 5714.725 | 60.926 | 22.885 | -48.399 | 109.325 | 38.041 | PK |
| 3 | | 5729.075 | 64.988 | 26.772 | -57.212 | 122.200 | 38.215 | PK |

| | |
|---|--------------------------|
| Profile: 2290438R | Page No.: 15 |
| Engineer: Yu Liu | |
| Site: AC5 | Time: 2022/11/11 - 02:38 |
| Limit: FCC-15.407 new new | Margin: 0 |
| Probe: Horn_3117_00167055(1-18GHz)2022 | Polarity: Horizontal |
| EUT: BTWDB02 | Power: DC 3.3V |
| Note: Mode3:Transmit at 5785MHz by ac20 | |



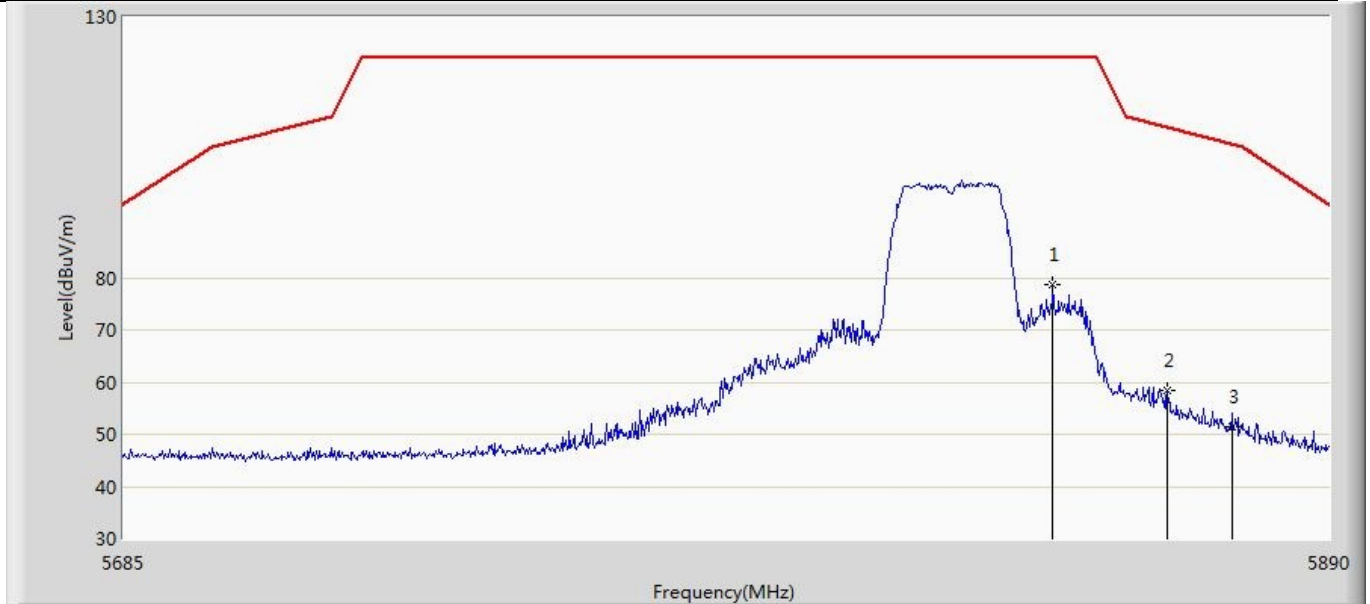
| No | Mark | Frequency (MHz) | Measure Level (dBuV/m) | Reading Level (dBuV) | Over Limit (dB) | Limit (dBuV/m) | Factor (dB) | Type |
|----|------|-----------------|------------------------|----------------------|-----------------|----------------|-------------|------|
| 1 | | 5739.325 | 54.281 | 16.077 | -67.919 | 122.200 | 38.203 | PK |
| 2 | | 5752.855 | 64.288 | 26.124 | -57.912 | 122.200 | 38.163 | PK |
| 3 | | 5764.540 | 71.141 | 33.013 | -51.059 | 122.200 | 38.128 | PK |
| 4 | * | 5805.335 | 75.367 | 37.136 | -46.833 | 122.200 | 38.231 | PK |
| 5 | | 5827.680 | 63.720 | 25.470 | -58.480 | 122.200 | 38.249 | PK |
| 6 | | 5849.410 | 51.586 | 13.378 | -70.614 | 122.200 | 38.209 | PK |

| | |
|---|--------------------------|
| Profile: 2290438R | Page No.: 16 |
| Engineer: Yu Liu | |
| Site: AC5 | Time: 2022/11/11 - 02:40 |
| Limit: FCC-15.407 new new | Margin: 0 |
| Probe: Horn_3117_00167055(1-18GHz)2022 | Polarity: Vertical |
| EUT: BTWDB02 | Power: DC 3.3V |
| Note: Mode3:Transmit at 5785MHz by ac20 | |



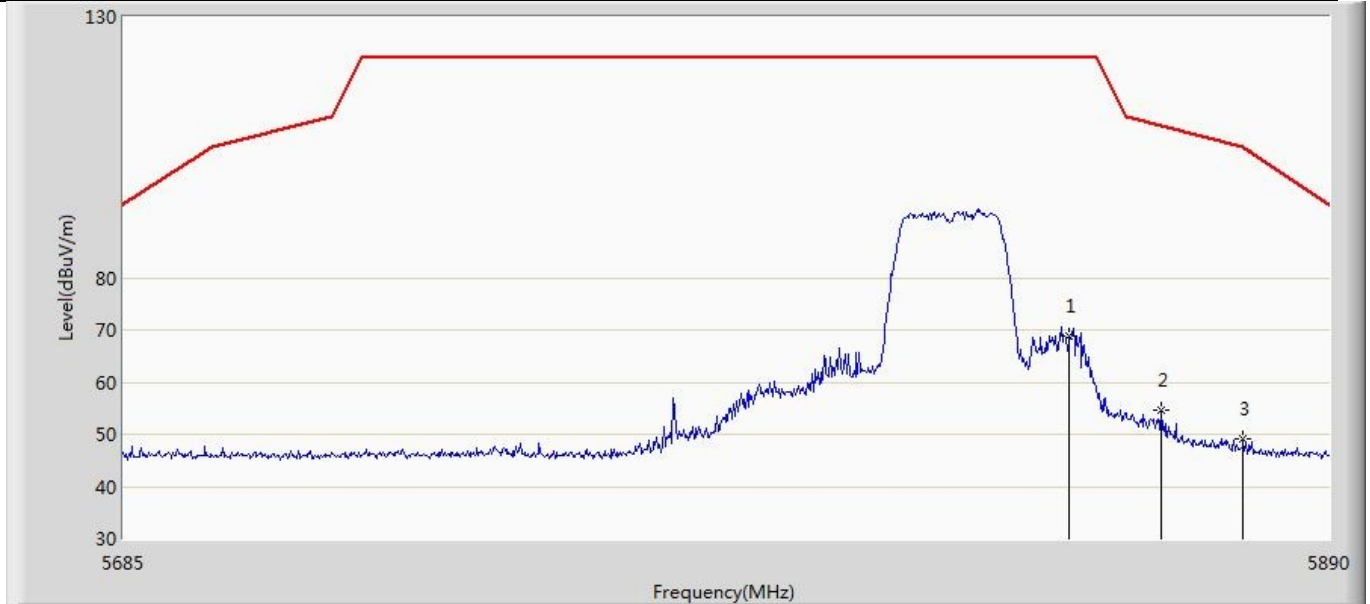
| No | Mark | Frequency (MHz) | Measure Level (dBuV/m) | Reading Level (dBuV) | Over Limit (dB) | Limit (dBuV/m) | Factor (dB) | Type |
|----|------|-----------------|------------------------|----------------------|-----------------|----------------|-------------|------|
| 1 | | 5740.555 | 53.847 | 15.645 | -68.353 | 122.200 | 38.202 | PK |
| 2 | | 5753.675 | 59.446 | 21.285 | -62.754 | 122.200 | 38.160 | PK |
| 3 | | 5764.540 | 61.621 | 23.493 | -60.579 | 122.200 | 38.128 | PK |
| 4 | * | 5805.745 | 67.835 | 29.605 | -54.365 | 122.200 | 38.230 | PK |
| 5 | | 5822.760 | 52.484 | 14.243 | -69.716 | 122.200 | 38.241 | PK |
| 6 | | 5838.955 | 46.207 | 8.006 | -75.993 | 122.200 | 38.201 | PK |

| | |
|---|--------------------------|
| Profile: 2290438R | Page No.: 17 |
| Engineer: Yu Liu | |
| Site: AC5 | Time: 2022/11/11 - 02:42 |
| Limit: FCC-15.407 new new | Margin: 0 |
| Probe: Horn_3117_00167055(1-18GHz)2022 | Polarity: Horizontal |
| EUT: BTWDB02 | Power: DC 3.3V |
| Note: Mode3:Transmit at 5825MHz by ac20 | |



| No | Mark | Frequency (MHz) | Measure Level (dBuV/m) | Reading Level (dBuV) | Over Limit (dB) | Limit (dBuV/m) | Factor (dB) | Type |
|----|------|-----------------|------------------------|----------------------|-----------------|----------------|-------------|------|
| 1 | * | 5842.440 | 78.605 | 40.419 | -43.595 | 122.200 | 38.186 | PK |
| 2 | | 5862.120 | 58.429 | 20.124 | -50.376 | 108.804 | 38.304 | PK |
| 3 | | 5873.395 | 51.533 | 13.287 | -54.116 | 105.649 | 38.246 | PK |

| | |
|---|--------------------------|
| Profile: 2290438R | Page No.: 18 |
| Engineer: Yu Liu | |
| Site: AC5 | Time: 2022/11/11 - 02:44 |
| Limit: FCC-15.407 new new | Margin: 0 |
| Probe: Horn_3117_00167055(1-18GHz)2022 | Polarity: Vertical |
| EUT: BTWDB02 | Power: DC 3.3V |
| Note: Mode3:Transmit at 5825MHz by ac20 | |



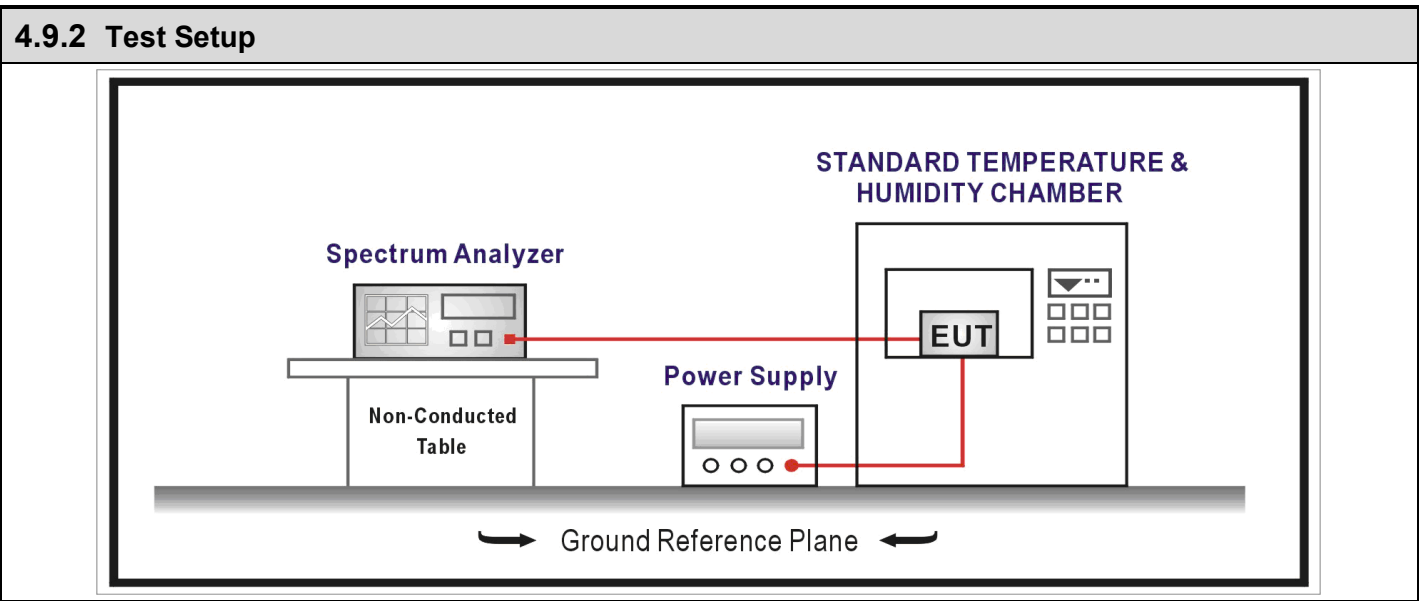
| No | Mark | Frequency (MHz) | Measure Level (dBuV/m) | Reading Level (dBuV) | Over Limit (dB) | Limit (dBuV/m) | Factor (dB) | Type |
|----|------|-----------------|------------------------|----------------------|-----------------|----------------|-------------|------|
| 1 | * | 5845.310 | 68.791 | 30.614 | -53.409 | 122.200 | 38.176 | PK |
| 2 | | 5861.095 | 54.711 | 16.413 | -54.380 | 109.091 | 38.298 | PK |
| 3 | | 5875.240 | 49.148 | 10.911 | -55.874 | 105.022 | 38.236 | PK |

Note:

1. " * ", means this data is the worst emission level.
2. Measurement Level = Reading Level + Factor(Probe+Cable-Amp)

| | |
|--------------------------------|----------------------|
| 4.9 Frequency Stability | VERDICT: PASS |
|--------------------------------|----------------------|

4.9.1 Limit:
 In-band emission is maintained within the band of operation under all conditions of normal operation as specified in the user's manual.
 The transmitter center frequency tolerance shall be ± 20 ppm maximum for the 5 GHz band and ± 25 ppm maximum for the 2.4 GHz band.



4.9.3 Test Procedure

| | References Rule | Chapter | Description |
|-------------------------------------|-----------------|---------|---|
| <input checked="" type="checkbox"/> | ANSI C63.10 | 6.8 | Frequency stability tests |
| <input checked="" type="checkbox"/> | ANSI C63.10 | 6.8.1 | Frequency stability with respect to ambient temperature |
| <input checked="" type="checkbox"/> | ANSI C63.10 | 6.8.2 | Frequency stability when varying supply voltage |

4.9.4 Test Data

Frequency Stability under Temperature at 0min

| Temperature Interval (°C) | Test Frequency (MHz) | Deviation (ppm) | Limit (ppm) | Result |
|---------------------------|----------------------|-----------------|-------------|--------|
| -20 | 5500.000 | -0.0021 | ±20 | Pass |
| -10 | 5500.000 | -0.0032 | ±20 | Pass |
| 0 | 5500.000 | 0.00112 | ±20 | Pass |
| 10 | 5500.000 | 0.0003 | ±20 | Pass |
| 20 | 5500.000 | 0.0001 | ±20 | Pass |
| 30 | 5500.000 | -0.0002 | ±20 | Pass |
| 40 | 5500.000 | -0.0005 | ±20 | Pass |
| 50 | 5500.000 | -0.0034 | ±20 | Pass |
| 60 | 5500.000 | -0.0012 | ±20 | Pass |
| 70 | 5500.000 | -0.0062 | ±20 | Pass |
| 75 | 5500.000 | -0.0063 | ±20 | Pass |

Frequency Stability under Temperature at 2min

| Temperature Interval (°C) | Test Frequency (MHz) | Deviation (ppm) | Limit (ppm) | Result |
|---------------------------|----------------------|-----------------|-------------|--------|
| -20 | 5500.000 | -0.0014 | ±20 | Pass |
| -10 | 5500.000 | -0.0016 | ±20 | Pass |
| 0 | 5500.000 | -0.0032 | ±20 | Pass |
| 10 | 5500.000 | 0.0013 | ±20 | Pass |
| 20 | 5500.000 | -0.0005 | ±20 | Pass |
| 30 | 5500.000 | -0.0023 | ±20 | Pass |
| 40 | 5500.000 | -0.0032 | ±20 | Pass |
| 50 | 5500.000 | -0.0042 | ±20 | Pass |
| 60 | 5500.000 | -0.0051 | ±20 | Pass |
| 70 | 5500.000 | -0.0024 | ±20 | Pass |
| 75 | 5500.000 | -0.0066 | ±20 | Pass |

Frequency Stability under Temperature at 5min

| Temperature Interval (°C) | Test Frequency (MHz) | Deviation (ppm) | Limit (ppm) | Result |
|---------------------------|----------------------|-----------------|-------------|--------|
| -20 | 5500.000 | -0.0022 | ±20 | Pass |
| -10 | 5500.000 | 0.0023 | ±20 | Pass |
| 0 | 5500.000 | 0.0044 | ±20 | Pass |
| 10 | 5500.000 | 0.0035 | ±20 | Pass |
| 20 | 5500.000 | -0.0011 | ±20 | Pass |
| 30 | 5500.000 | -0.0036 | ±20 | Pass |
| 40 | 5500.000 | -0.0018 | ±20 | Pass |
| 50 | 5500.000 | -0.0013 | ±20 | Pass |
| 60 | 5500.000 | -0.0052 | ±20 | Pass |
| 70 | 5500.000 | -0.0025 | ±20 | Pass |
| 75 | 5500.000 | -0.0034 | ±20 | Pass |

Frequency Stability under Temperature at 10min

| Temperature Interval (°C) | Test Frequency (MHz) | Deviation (ppm) | Limit (ppm) | Result |
|---------------------------|----------------------|-----------------|-------------|--------|
| -20 | 5500.000 | -0.0043 | ±20 | Pass |
| -10 | 5500.000 | -0.0043 | ±20 | Pass |
| 0 | 5500.000 | -0.0064 | ±20 | Pass |
| 10 | 5500.000 | 0.0012 | ±20 | Pass |
| 20 | 5500.000 | -0.0011 | ±20 | Pass |
| 30 | 5500.000 | -0.0032 | ±20 | Pass |
| 40 | 5500.000 | -0.0034 | ±20 | Pass |
| 50 | 5500.000 | -0.0046 | ±20 | Pass |
| 60 | 5500.000 | -0.0036 | ±20 | Pass |
| 70 | 5500.000 | -0.0038 | ±20 | Pass |
| 75 | 5500.000 | -0.0063 | ±20 | Pass |

| Frequency Stability under Voltage | | | | |
|-----------------------------------|----------------------|-----------------|-------------|--------|
| DC Voltage (V) | Test Frequency (MHz) | Deviation (ppm) | Limit (ppm) | Result |
| 2.88 | 5500 | -0.0013 | ±20 | PASS |
| 3.60 | 5500 | -0.0014 | ±20 | PASS |
| 4.62 | 5500 | 0.0035 | ±20 | PASS |

| | |
|---------------------------------|----------------------|
| 4.10 Antenna Requirement | VERDICT: PASS |
|---------------------------------|----------------------|

| |
|---|
| 4.10.1 Limit: |
| <p>An intentional radiator shall be designed to ensure that no antenna other than that furnished by the responsible party shall be used with the device. The use of a permanently attached antenna or of an antenna that uses a unique coupling to the intentional radiator shall be considered sufficient to comply with the provisions of this section. The manufacturer may design the unit so that a broken antenna can be replaced by the user, but the use of a standard antenna jack or electrical connector is prohibited. This requirement does not apply to carrier current devices or to devices operated under the provisions of §15.211, §15.213, §15.217, §15.219, or §15.221. Further, this requirement does not apply to intentional radiators that must be professionally installed, such as perimeter protection systems and some field disturbance sensors, or to other intentional radiators which, in accordance with §15.31(d), must be measured at the installation site. However, the installer shall be responsible for ensuring that the proper antenna is employed so that the limits in this part are not exceeded.</p> |

| | |
|--|--|
| 4.10.2 Antenna Connector Construction: | |
| <input type="checkbox"/> | The use of a permanently attached antenna |
| <input type="checkbox"/> | The antenna use of a unique coupling to the intentional radiator |
| <input checked="" type="checkbox"/> | The use of a nonstandard antenna jack or electrical connector |
| Please refer to the attached document "Internal Photograph" to show the antenna connector. | |

4.11 Test setup photo and EUT Photo

VERDICT: PASS

Remark: The test setup photo and EUT Photo please see appendix.

_____ The End _____