

Figure 5.4 Test Configuration Photographs

RFI Conducted Emission Mains.




Figure 5.5. Test Configuration Photographs

RFI Radiated Emission. 30MHz to 1000MHz





Figure 5.6. Test Configuration Photographs
- Continued

RFI Radiated Emission. 1000MHz to 2000MHz

