

3 Photographs

3.1 Equipment Under Test (EUT)



Figure 6 - EUT



Figure 7 - EUT




Figure 8 - EUT




Figure 9 - EUT



Figure 10 - Test setup for radiated emission




Figure 11 - Test setup for radiated emission



Figure 12 - Test setup for radiated emission



Figure 13 - Test setup for radiated emission




Figure 14 - Test setup for carrier frequency stability




Figure 10 - Test setup for AC Power Line Conducted Emissions




Figure 10 - Test setup for AC Power Line Conducted Emissions



Figure 10 - Test setup for AC Power Line Conducted Emissions