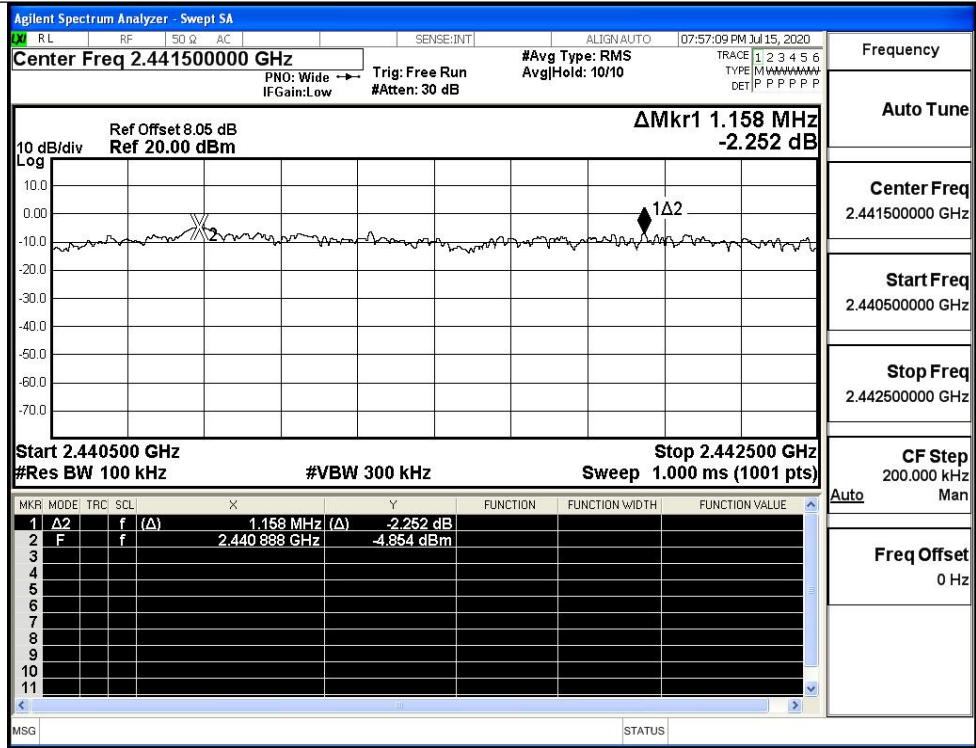
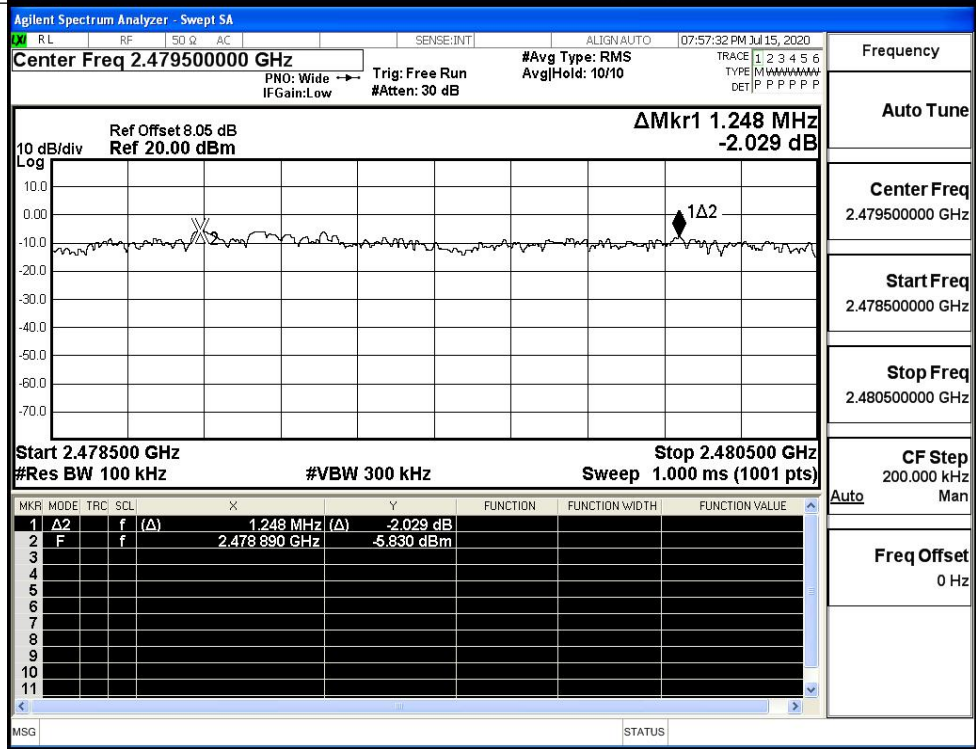


8DPSK/MCH



8DPSK/HCH



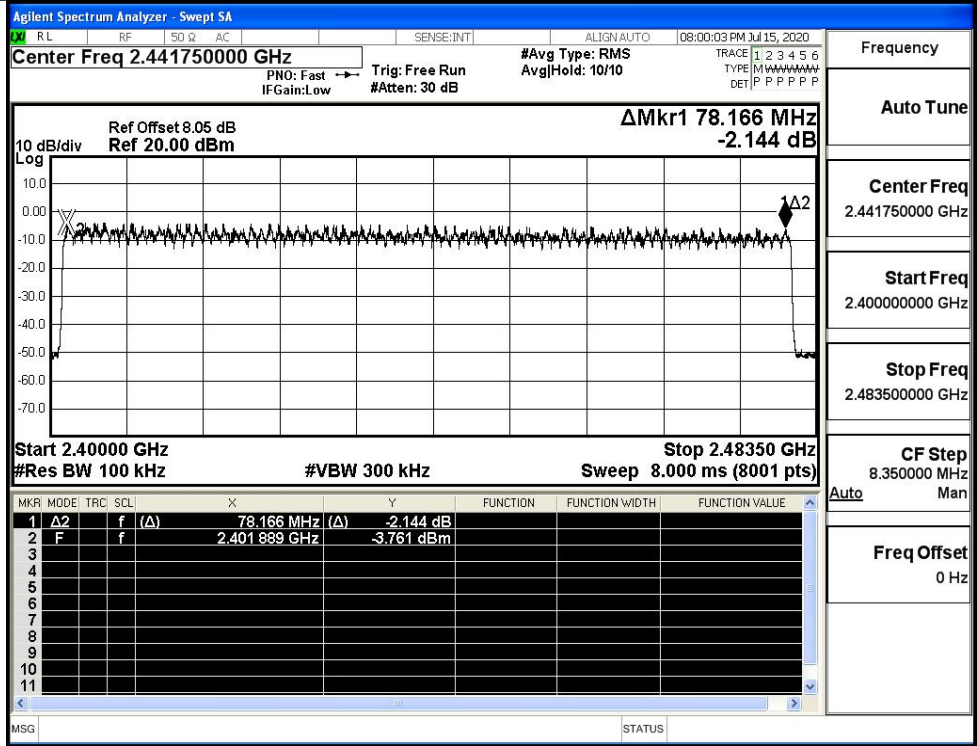
A.4 Hopping Channel Number

Mode	Channel.	Number of Hopping Channel [N]	Limit [N]	Verdict
GFSK	Hop	79	>=15	PASS
$\pi/4$ DQPSK	Hop	79	>=15	PASS
8DPSK	Hop	79	>=15	PASS

Test Graphs

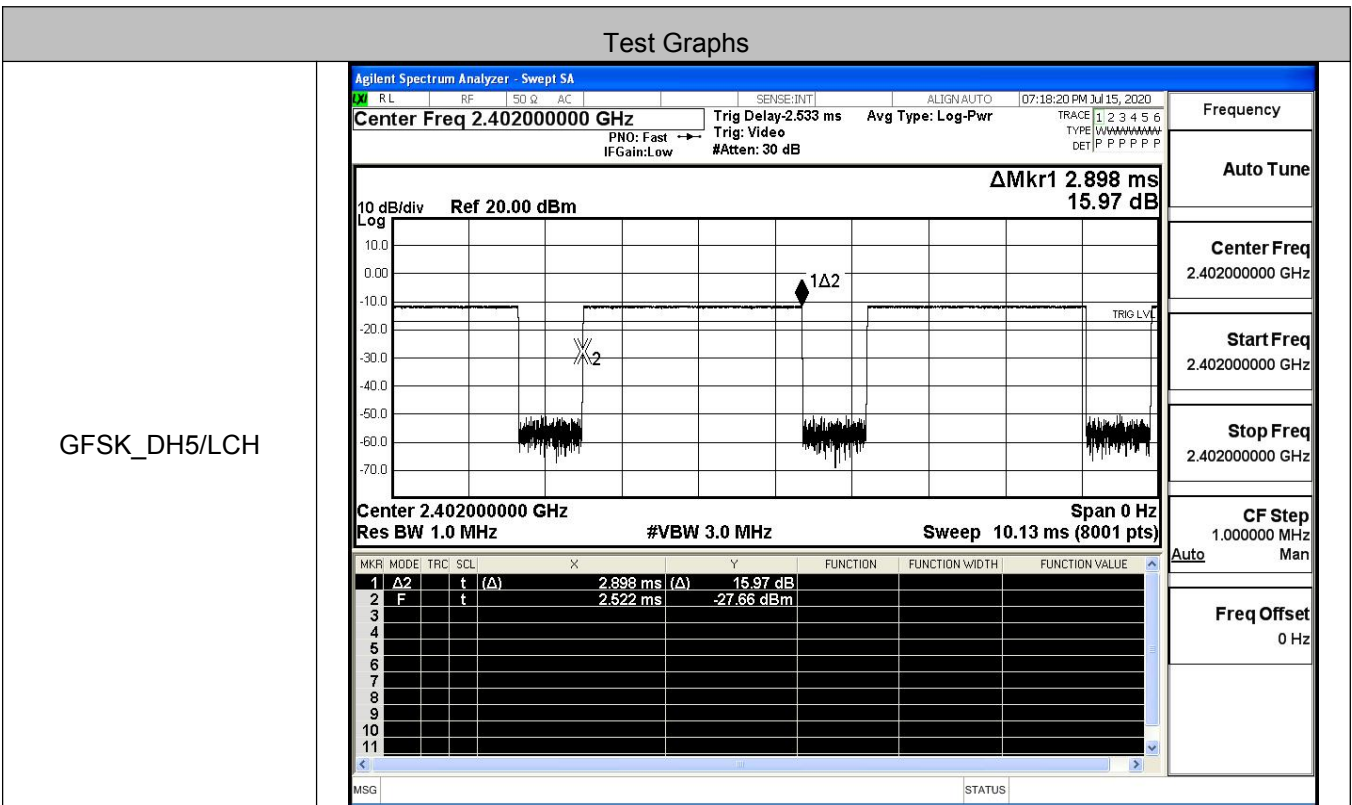
<p>GFSK/Hop</p>	<p>Agilent Spectrum Analyzer - Swept SA Center Freq 2.441750000 GHz Ref Offset 8.05 dB Ref 20.00 dBm ΔMkr1 78.010 MHz -2.541 dB Start 2.40000 GHz #Res BW 100 kHz #VBW 300 kHz Stop 2.48350 GHz Sweep 8.000 ms (8001 pts)</p> <table border="1"> <thead> <tr> <th>MKR</th> <th>MODE</th> <th>TRC</th> <th>SCL</th> <th>X</th> <th>Y</th> <th>FUNCTION</th> <th>FUNCTION WIDTH</th> <th>FUNCTION VALUE</th> </tr> </thead> <tbody> <tr> <td>1</td> <td>Δ2</td> <td>f</td> <td>(Δ)</td> <td>78.010 MHz (Δ)</td> <td>-2.541 dB</td> <td></td> <td></td> <td></td> </tr> <tr> <td>2</td> <td>F</td> <td>f</td> <td>(Δ)</td> <td>2.402046 GHz</td> <td>-3.782 dBm</td> <td></td> <td></td> <td></td> </tr> </tbody> </table>	MKR	MODE	TRC	SCL	X	Y	FUNCTION	FUNCTION WIDTH	FUNCTION VALUE	1	Δ 2	f	(Δ)	78.010 MHz (Δ)	-2.541 dB				2	F	f	(Δ)	2.402046 GHz	-3.782 dBm				<p>Frequency Auto Tune Center Freq 2.441750000 GHz Start Freq 2.400000000 GHz Stop Freq 2.483500000 GHz CF Step 8.350000 MHz Man Freq Offset 0 Hz</p>
MKR	MODE	TRC	SCL	X	Y	FUNCTION	FUNCTION WIDTH	FUNCTION VALUE																					
1	Δ 2	f	(Δ)	78.010 MHz (Δ)	-2.541 dB																								
2	F	f	(Δ)	2.402046 GHz	-3.782 dBm																								
<p>$\pi/4$DQPSK/Hop</p>	<p>Agilent Spectrum Analyzer - Swept SA Center Freq 2.441750000 GHz Ref Offset 8.05 dB Ref 20.00 dBm ΔMkr1 77.958 MHz -2.585 dB Start 2.40000 GHz #Res BW 100 kHz #VBW 300 kHz Stop 2.48350 GHz Sweep 8.000 ms (8001 pts)</p> <table border="1"> <thead> <tr> <th>MKR</th> <th>MODE</th> <th>TRC</th> <th>SCL</th> <th>X</th> <th>Y</th> <th>FUNCTION</th> <th>FUNCTION WIDTH</th> <th>FUNCTION VALUE</th> </tr> </thead> <tbody> <tr> <td>1</td> <td>Δ2</td> <td>f</td> <td>(Δ)</td> <td>77.958 MHz (Δ)</td> <td>-2.585 dB</td> <td></td> <td></td> <td></td> </tr> <tr> <td>2</td> <td>F</td> <td>f</td> <td>(Δ)</td> <td>2.402098 GHz</td> <td>-4.434 dBm</td> <td></td> <td></td> <td></td> </tr> </tbody> </table>	MKR	MODE	TRC	SCL	X	Y	FUNCTION	FUNCTION WIDTH	FUNCTION VALUE	1	Δ 2	f	(Δ)	77.958 MHz (Δ)	-2.585 dB				2	F	f	(Δ)	2.402098 GHz	-4.434 dBm				<p>Frequency Auto Tune Center Freq 2.441750000 GHz Start Freq 2.400000000 GHz Stop Freq 2.483500000 GHz CF Step 8.350000 MHz Man Freq Offset 0 Hz</p>
MKR	MODE	TRC	SCL	X	Y	FUNCTION	FUNCTION WIDTH	FUNCTION VALUE																					
1	Δ 2	f	(Δ)	77.958 MHz (Δ)	-2.585 dB																								
2	F	f	(Δ)	2.402098 GHz	-4.434 dBm																								

8DPSK/Hop

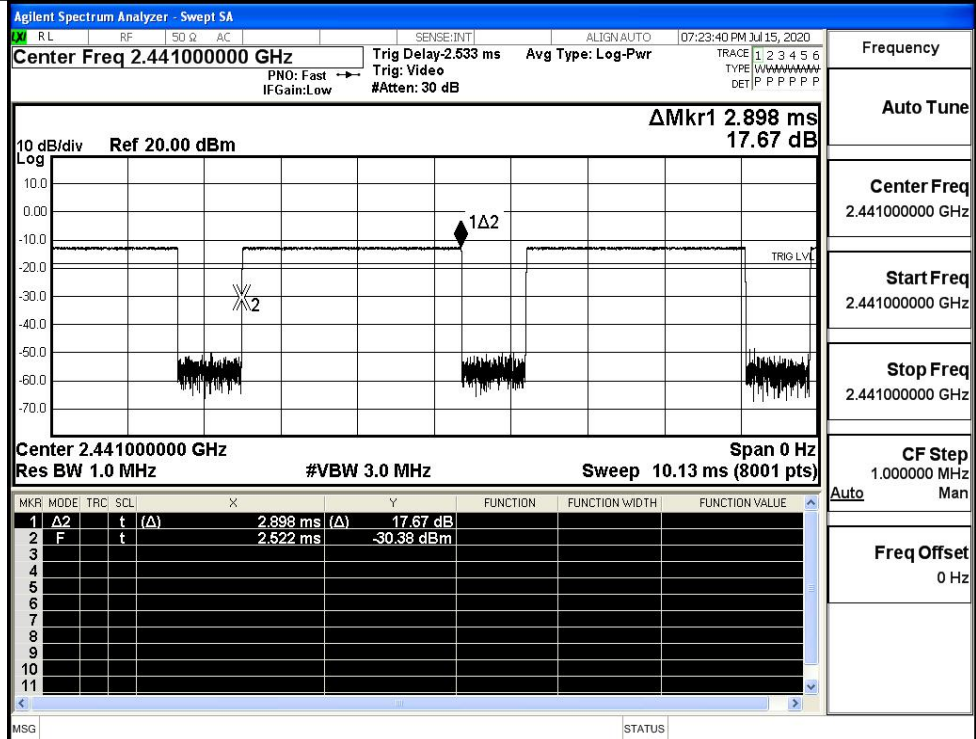


A.5 Dwell Time

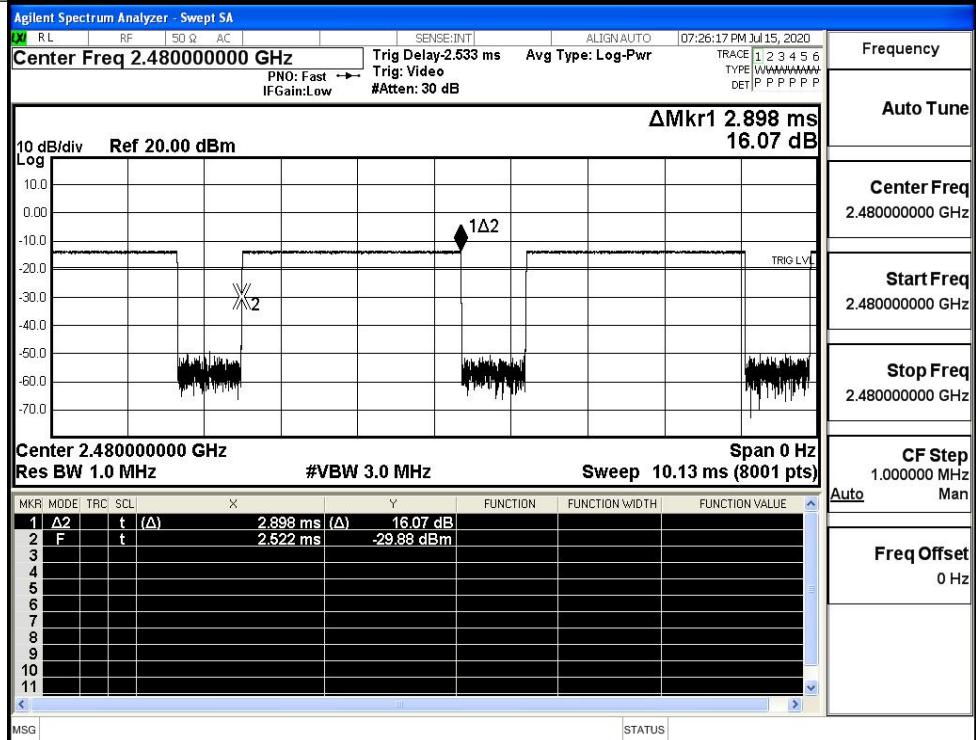
Mode	Packet	Channel	Burst Width [ms/hop/ch]	Total Hops[hop*ch]	Dwell Time[s]	Limit [s]	Verdict
GFSK	DH5	LCH	2.9	106.7	0.309	0.4	PASS
	DH5	MCH	2.9	106.7	0.309	0.4	PASS
	DH5	HCH	2.9	106.7	0.309	0.4	PASS
π/4DQPSK	2DH5	LCH	2.9	106.7	0.309	0.4	PASS
	2DH5	MCH	2.9	106.7	0.309	0.4	PASS
	2DH5	HCH	2.9	106.7	0.309	0.4	PASS
8DPSK	3DH5	LCH	2.9	106.7	0.31	0.4	PASS
	3DH5	MCH	2.9	106.7	0.31	0.4	PASS
	3DH5	HCH	2.9	106.7	0.31	0.4	PASS



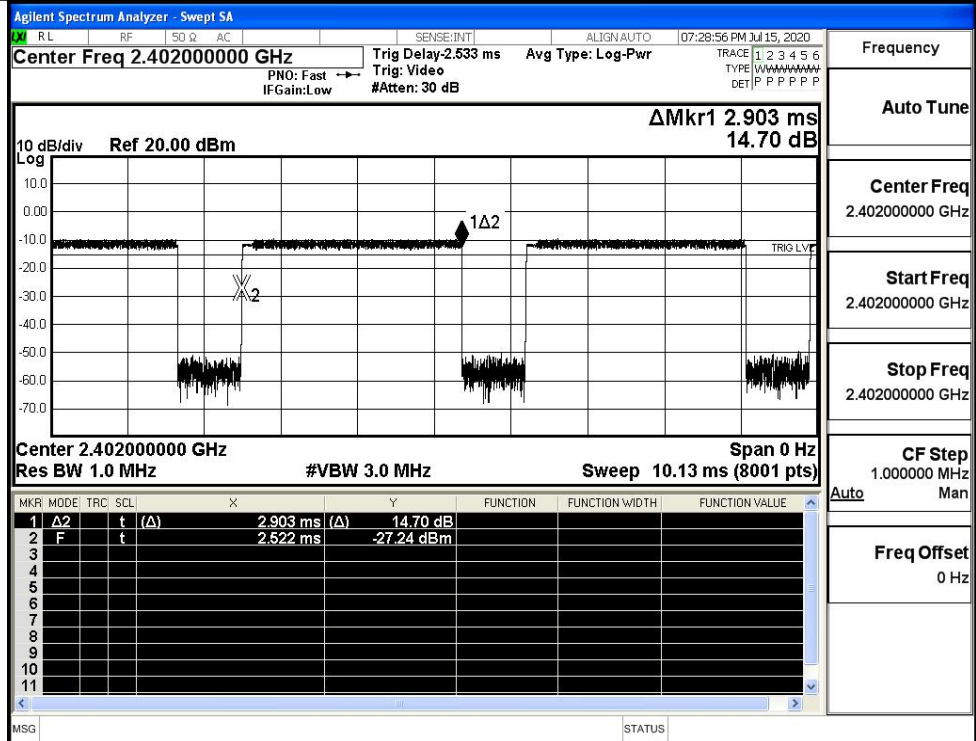
GFSK_DH5/MCH



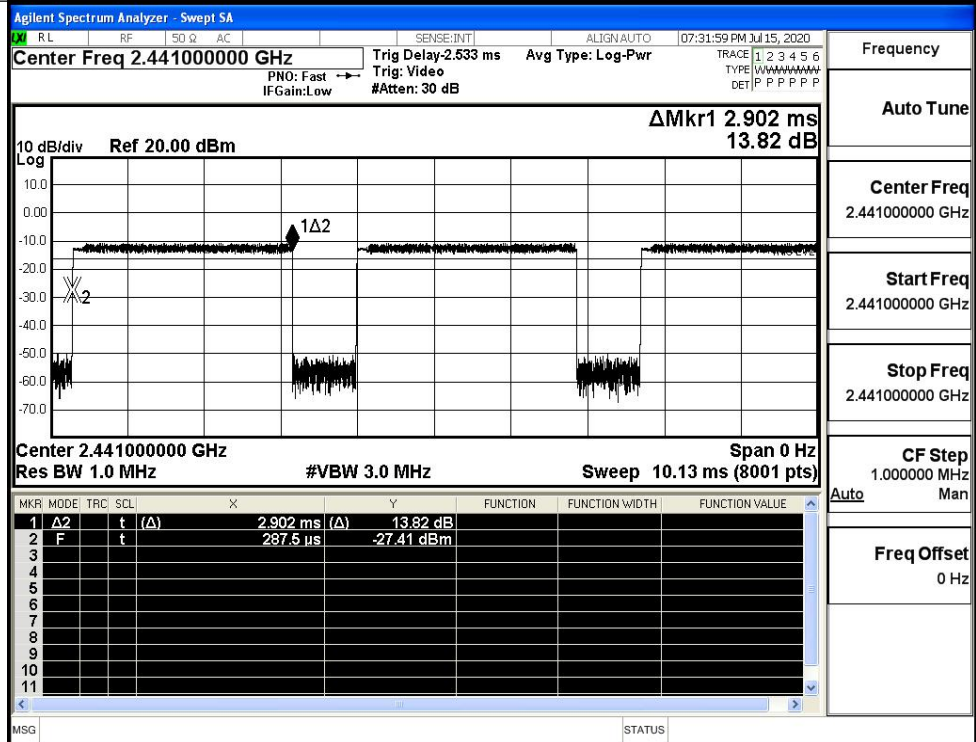
GFSK_DH5/HCH



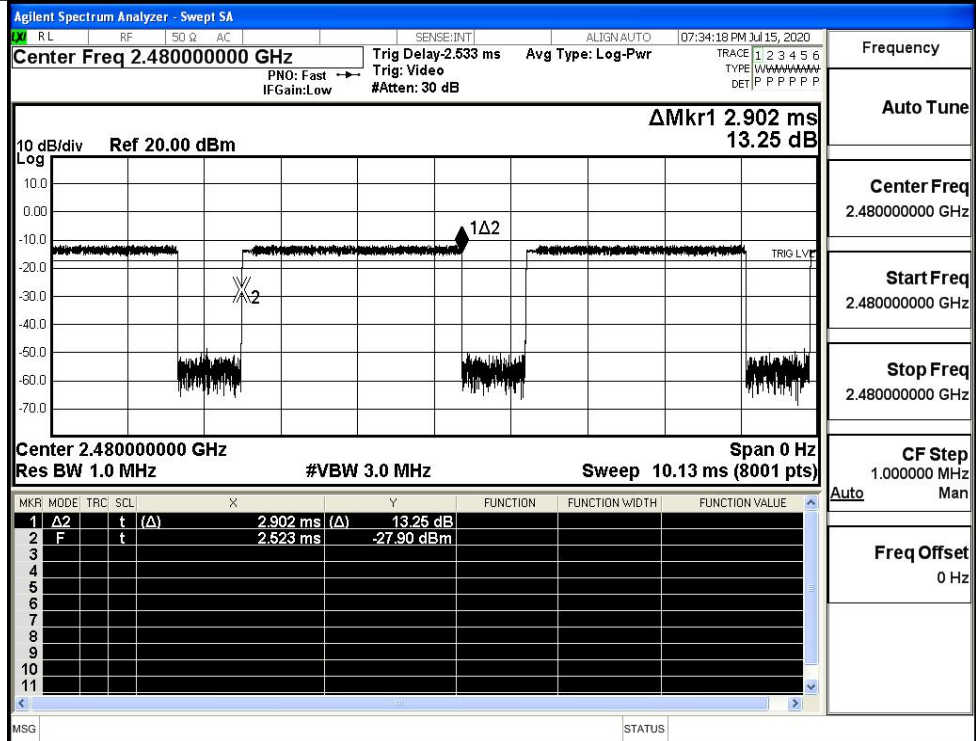
$\pi/4$ DQPSK
_2DH5/LCH



$\pi/4$ DQPSK
_2DH5/MCH



$\pi/4$ DQPSK
_2DH5/HCH



Frequency

Auto Tune

Center Freq
2.48000000 GHz

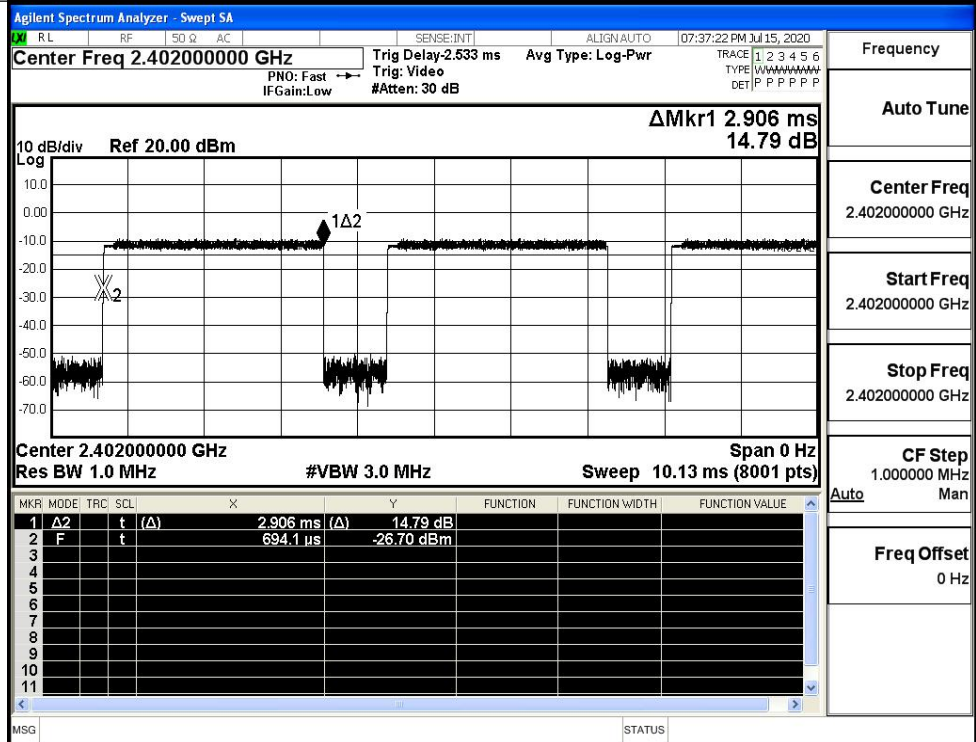
Start Freq
2.480000000 GHz

Stop Freq
2.480000000 GHz

CF Step
1.000000 MHz
Auto Man

Freq Offset
0 Hz

8DPSK_3DH5/LCH



Frequency

Auto Tune

Center Freq
2.40200000 GHz

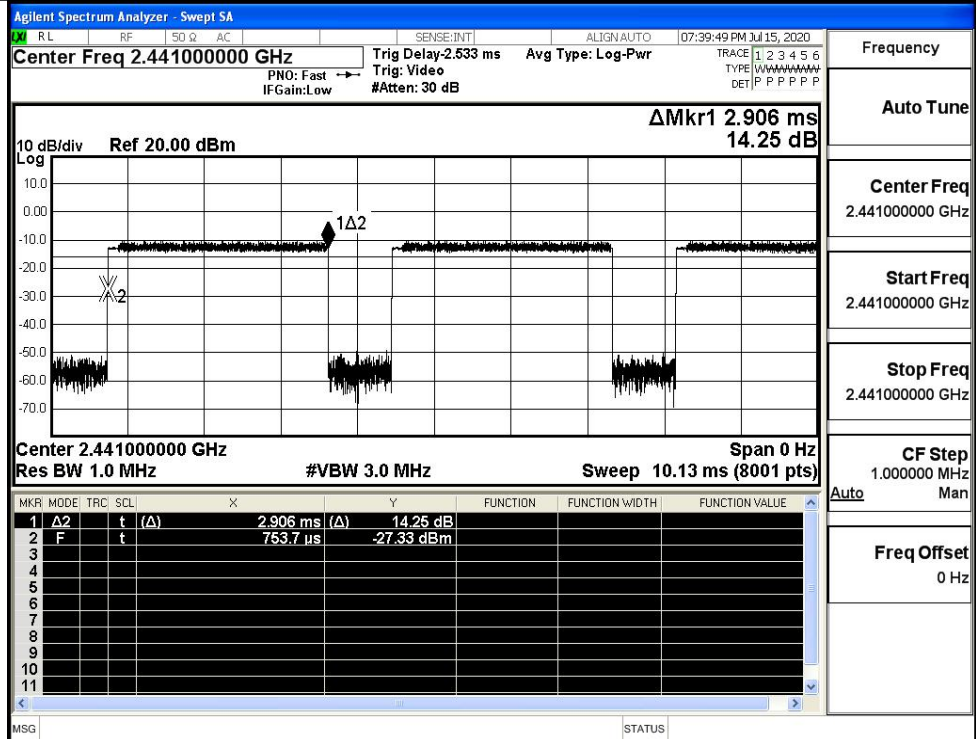
Start Freq
2.402000000 GHz

Stop Freq
2.402000000 GHz

CF Step
1.000000 MHz
Auto Man

Freq Offset
0 Hz

8DPSK_3DH5/MCH



Frequency

Auto Tune

Center Freq 2.441000000 GHz

Start Freq 2.441000000 GHz

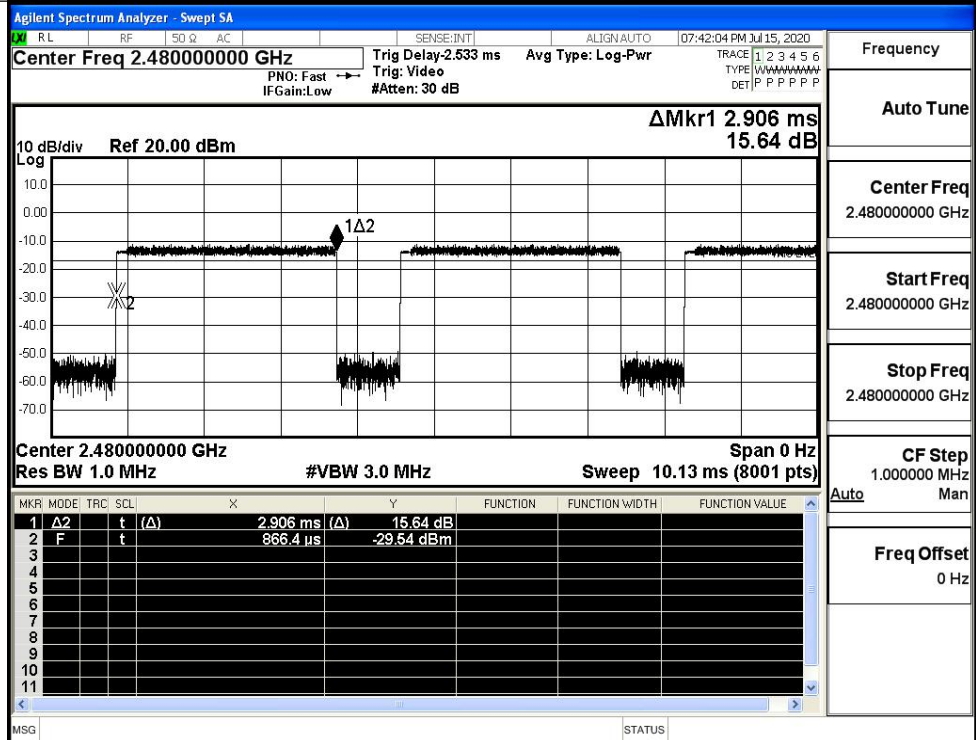
Stop Freq 2.441000000 GHz

CF Step 1.000000 MHz

Auto Man

Freq Offset 0 Hz

8DPSK_3DH5/HCH



Frequency

Auto Tune

Center Freq 2.480000000 GHz

Start Freq 2.480000000 GHz

Stop Freq 2.480000000 GHz

CF Step 1.000000 MHz

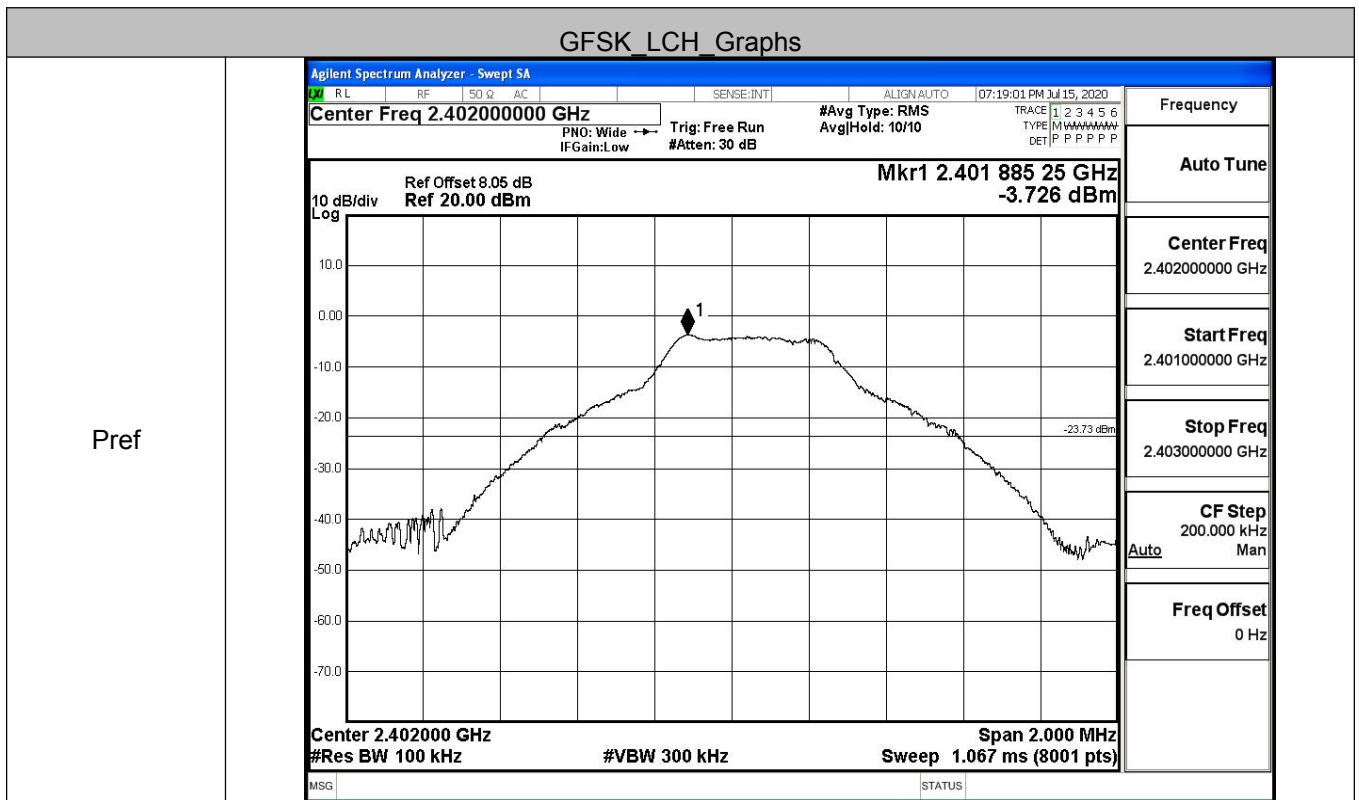
Auto Man

Freq Offset 0 Hz

A.6 RF Conducted Spurious Emissions

Mode	Channel	Pref [dBm]	Max. Level [dBm]	Limit [dBm]	Verdict
GFSK	LCH	-3.726	-37.108	-23.726	PASS
	MCH	-4.816	-38.424	-24.816	PASS
	HCH	-5.844	-38.203	-25.844	PASS
π/4DQPSK	LCH	-3.732	-37.507	-23.732	PASS
	MCH	-4.821	-36.421	-24.821	PASS
	HCH	-5.825	-36.838	-25.825	PASS
8DPSK	LCH	-4.255	-37.333	-24.255	PASS
	MCH	-4.878	-38.334	-24.878	PASS
	HCH	-5.808	-37.489	-25.808	PASS

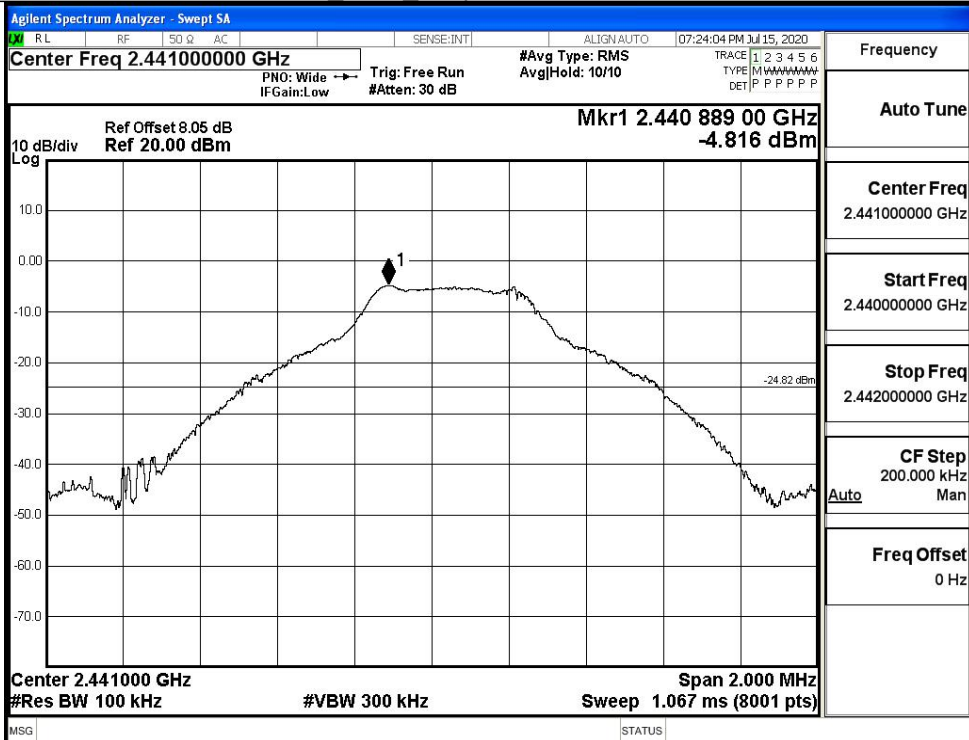
GFSK LCH Graphs



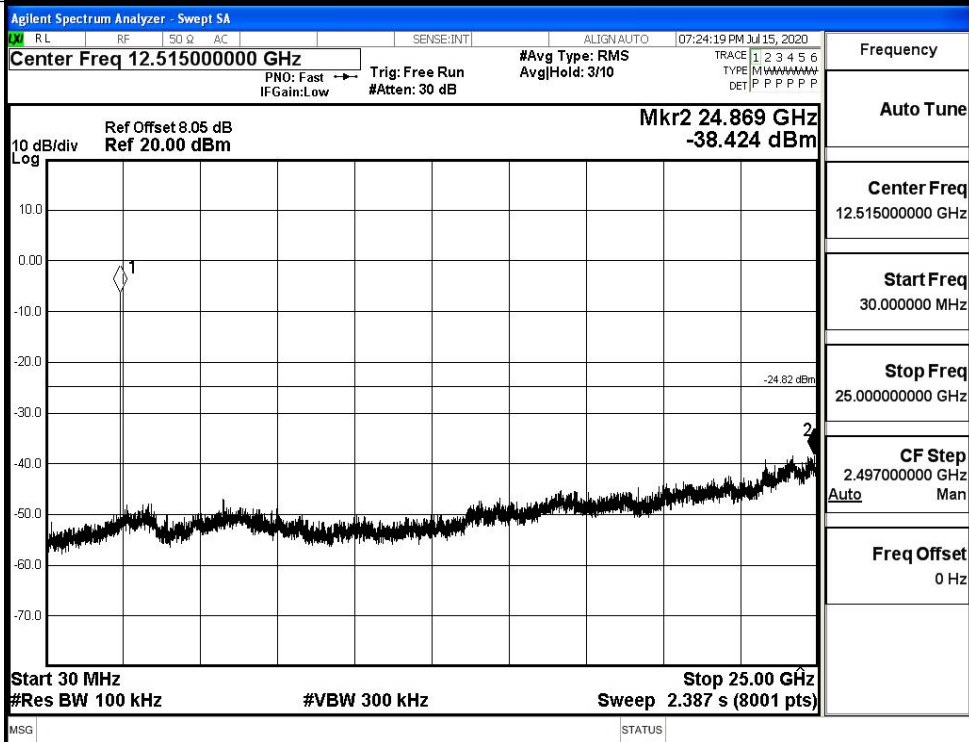
Pref

GFSK_MCH_Graphs

Pref

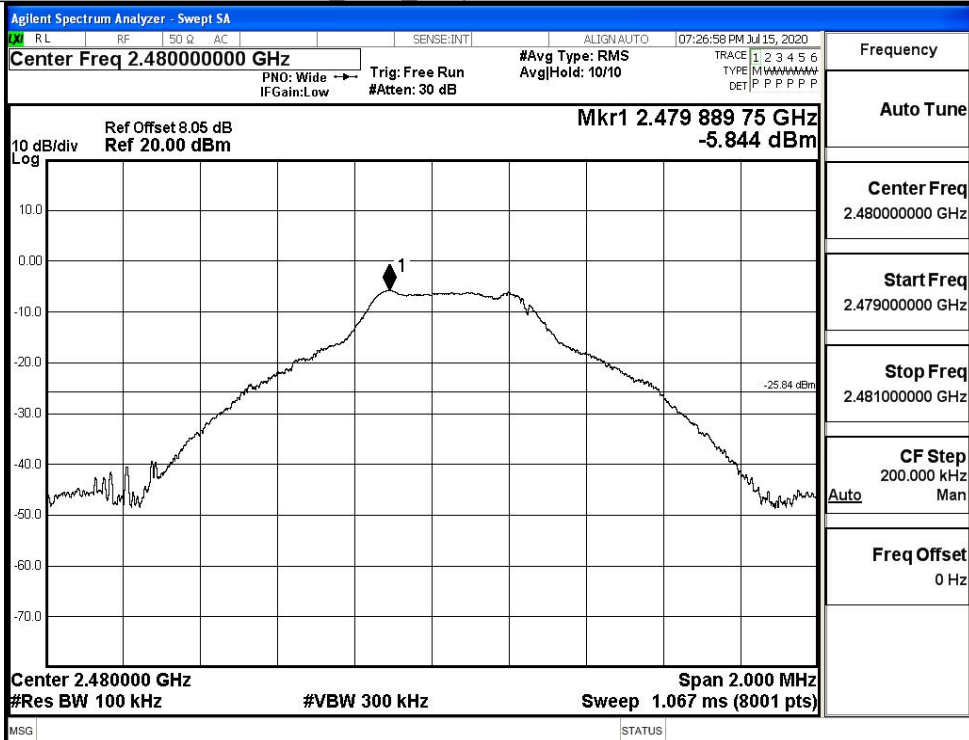


Puw

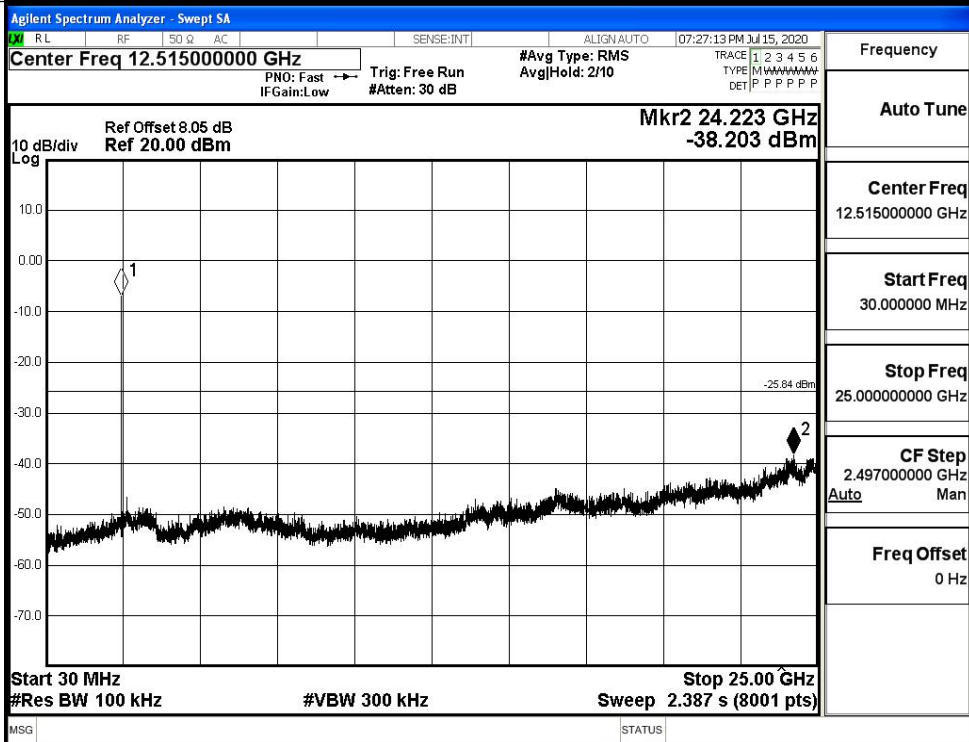


GFSK_HCH_Graphs

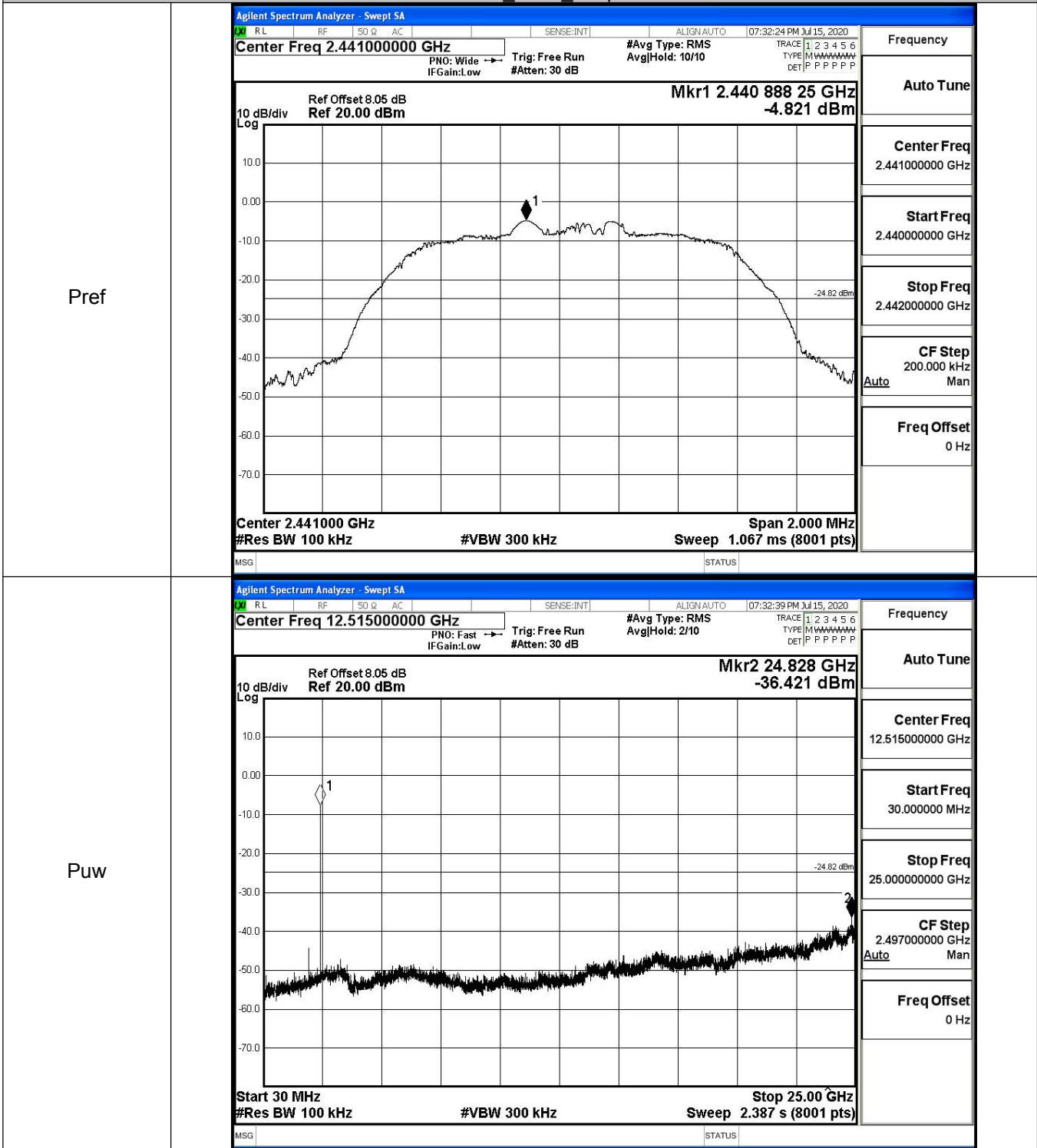
Pref



Puw



$\pi/4$ DQPSK_MCH_Graphs



$\pi/4$ DQPSK_HCH_Graphs

