


## Appendix-KP-2951B-Photos

### 1. Test Setup photos Model KP-2951B FCC ID: OKUKP2951B


#### 1.1 Photograph – Conducted Emission Test Setup

For Conducted Emission Test Site 1#



#### 1.2 Photograph – Radiated Emissions


For 9kHz-30MHz Test Site 2#



## Appendix-KP-2951B-Photos

---

For 30MHz-1000MHz Test Site 2#



For Above 1GHz Test Site 1#

