



Appendix A

RF Test Data for BT (Conducted Measurement)

Product Name: 10.1 INCH PORTABLE DVD/CD PLAYER

Test Model: HJ10PRB01

Environmental Conditions

Temperature:	23.8° C
Relative Humidity:	52.1%
ATM Pressure:	100.0 kPa
Test Engineer:	Paddi Chen
Supervised by:	Nick Peng



Shenzhen LCS Compliance Testing Laboratory Ltd.
Add: 101, 201 Bldg A & 301 Bldg C, Juji Industrial Park Yabianxueziwei, Shajing Street, Baoan District, Shenzhen, 518000, China
Tel: +(86) 0755-82591330 | E-mail: webmaster@lcs-cert.com | Web: www.lcs-cert.com
Scan code to check authenticity



A.1 20dB Emission Bandwidth

Test Result

TestMode	Antenna	Frequency[MHz]	20db EBW[MHz]	FL[MHz]	FH[MHz]	Limit[MHz]	Verdict
DH5	Ant1	2402	0.942	2401.547	2402.489	---	---
		2441	1.014	2440.484	2441.498	---	---
		2480	1.026	2479.478	2480.504	---	---
2DH5	Ant1	2402	1.335	2401.334	2402.669	---	---
		2441	1.326	2440.337	2441.663	---	---
		2480	1.335	2479.334	2480.669	---	---
3DH5	Ant1	2402	1.296	2401.352	2402.648	---	---
		2441	1.290	2440.352	2441.642	---	---
		2480	1.314	2479.346	2480.660	---	---

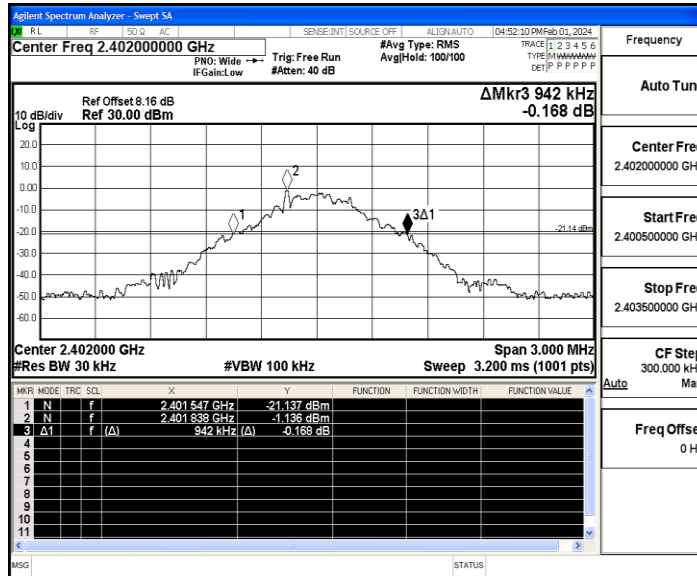


Shenzhen LCS Compliance Testing Laboratory Ltd.
 Add: 101, 201 Bldg A & 301 Bldg C, Juji Industrial Park Yabianxueziwei, Shajing Street, Baoan District, Shenzhen, 518000, China
 Tel: +(86) 0755-82591330 | E-mail: webmaster@lcs-cert.com | Web: www.lcs-cert.com
 Scan code to check authenticity

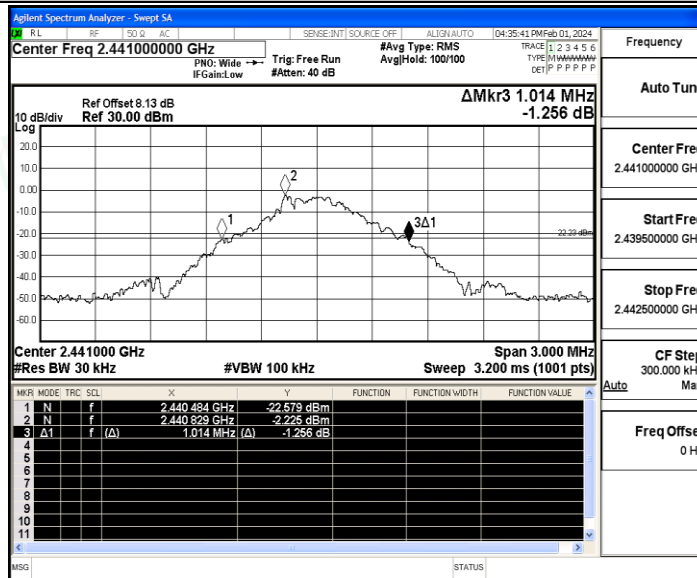


Test Graphs

DH5_Ant1_2402

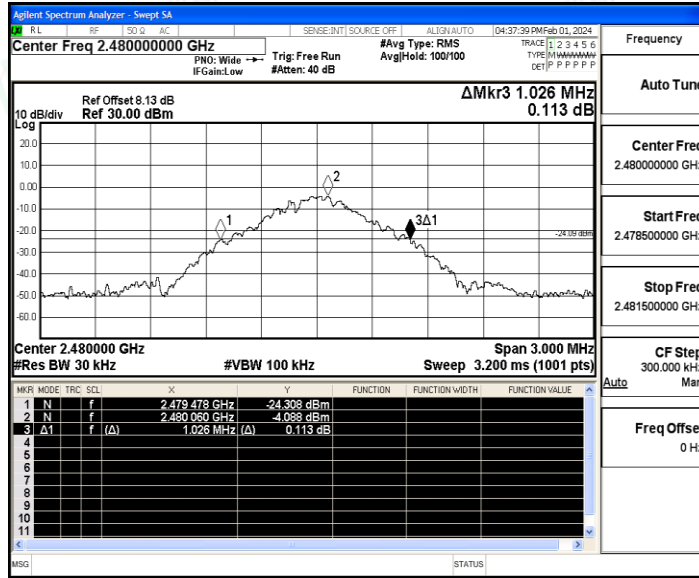


DH5_Ant1_2441

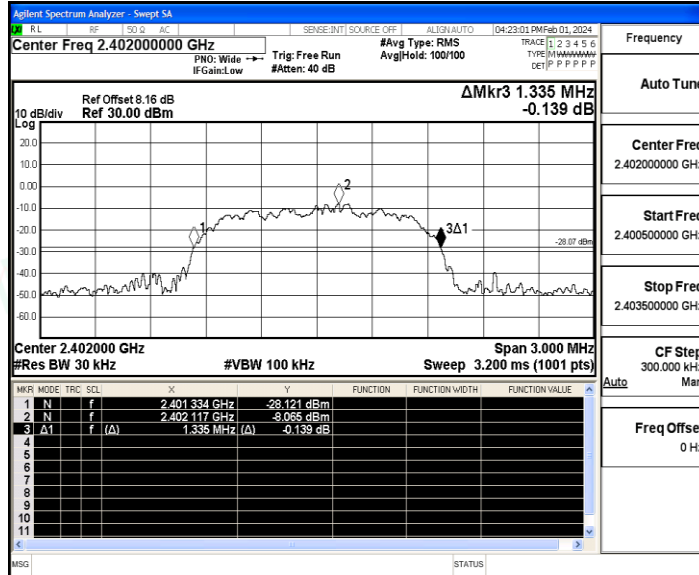


DH5_Ant1_2480



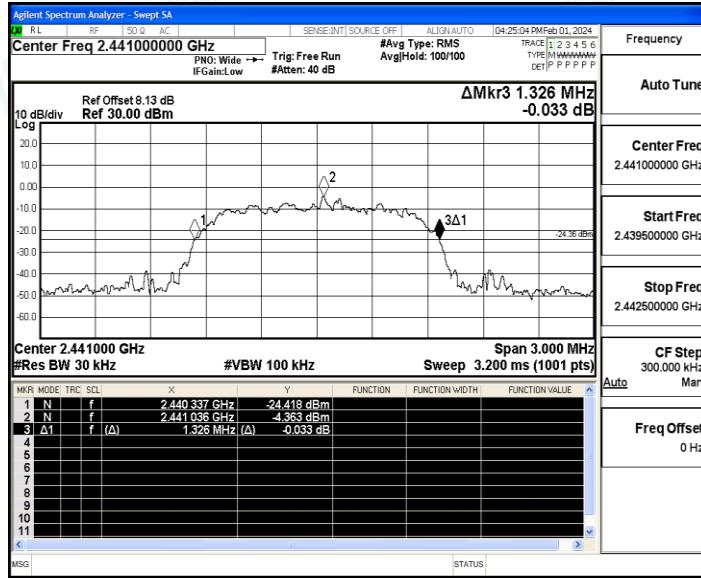


2DH5_Ant1_2402

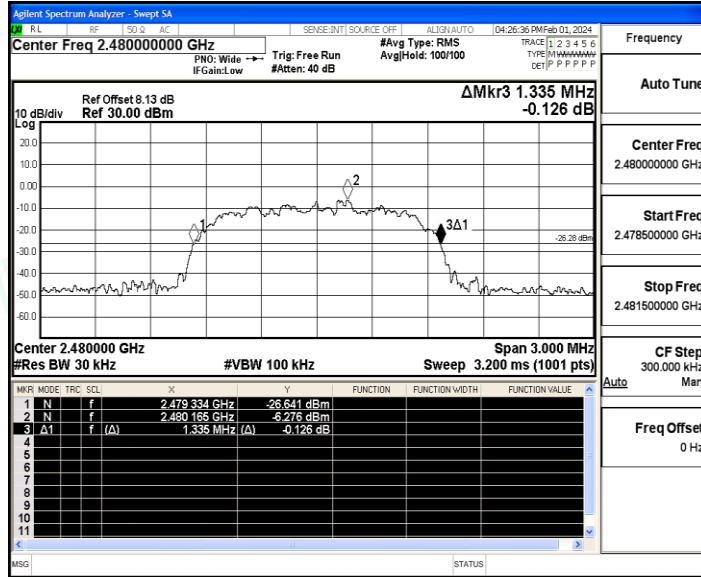


2DH5_Ant1_2441



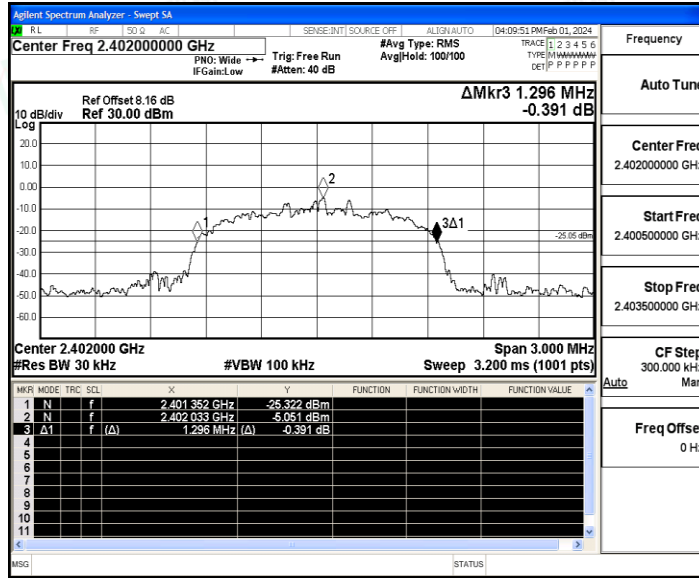


2DH5_Ant1_2480

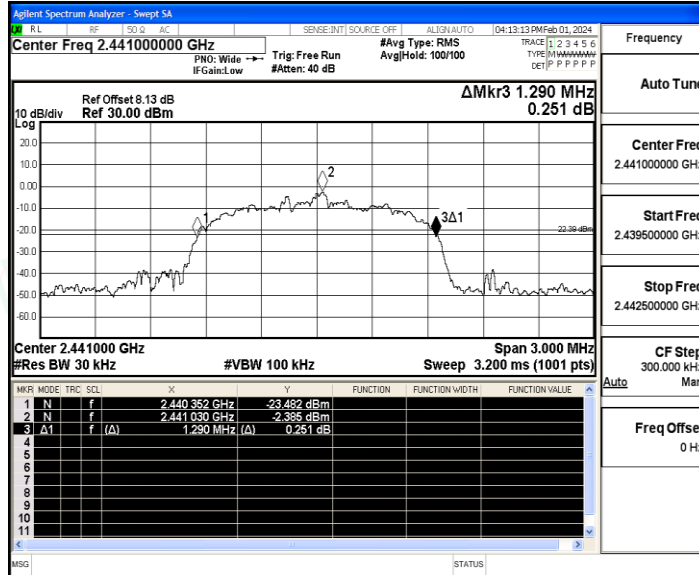


3DH5_Ant1_2402



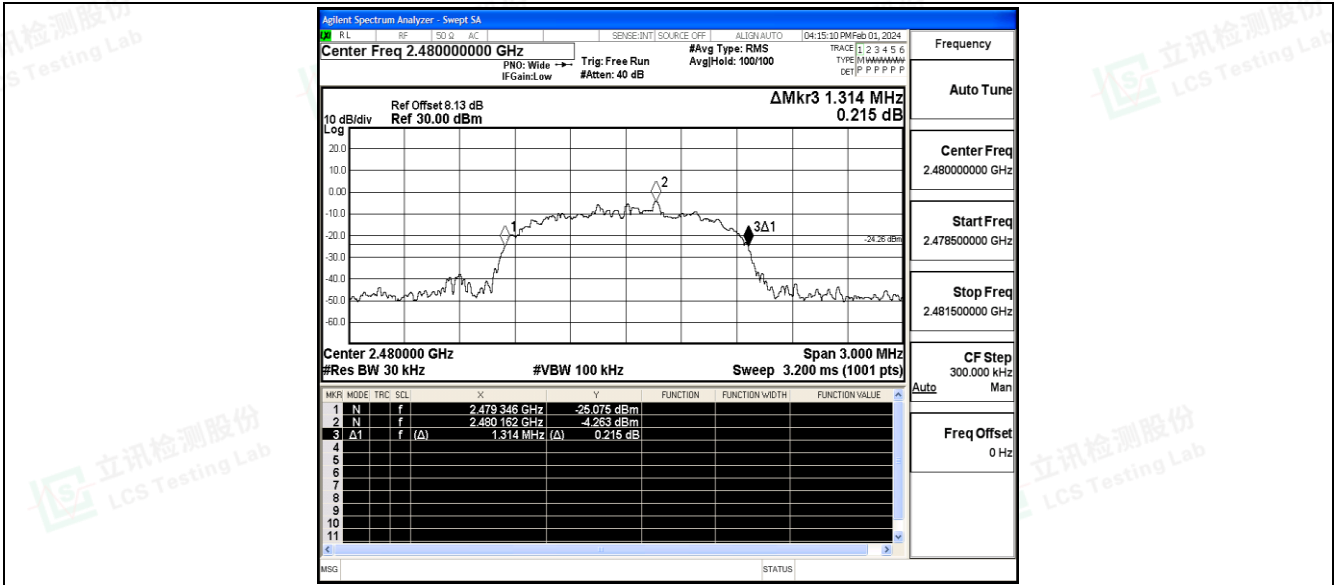


3DH5_Ant1_2441



3DH5_Ant1_2480





Shenzhen LCS Compliance Testing Laboratory Ltd.
 Add: 101, 201 Bldg A & 301 Bldg C, Juji Industrial Park Yabianxueziwei, Shajing Street, Baoan District, Shenzhen, 518000, China
 Tel: +(86) 0755-82591330 | E-mail: webmaster@lcs-cert.com | Web: www.lcs-cert.com
 Scan code to check authenticity



A.2 Maximum conducted output power

Test Result Peak

Test Mode	Antenna	Frequency[MHz]	Conducted Peak Power[dBm]	Conducted Limit[dBm]	Verdict
DH5	Ant1	2402	0.47	≤20.97	PASS
		2441	0.19	≤20.97	PASS
		2480	-0.72	≤20.97	PASS
2DH5	Ant1	2402	-0.74	≤20.97	PASS
		2441	1.69	≤20.97	PASS
		2480	0.57	≤20.97	PASS
3DH5	Ant1	2402	-0.39	≤20.97	PASS
		2441	1.92	≤20.97	PASS
		2480	0.75	≤20.97	PASS

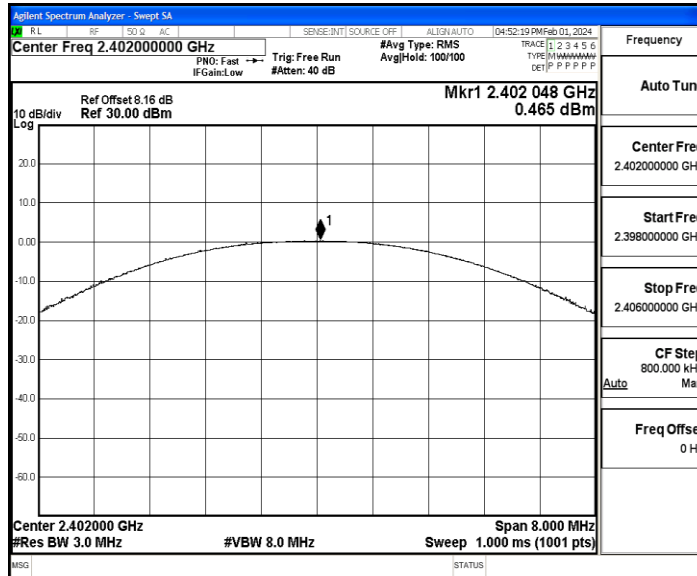


Shenzhen LCS Compliance Testing Laboratory Ltd.
 Add: 101, 201 Bldg A & 301 Bldg C, Juji Industrial Park Yabianxueziwei, Shajing Street, Baoan District, Shenzhen, 518000, China
 Tel: +(86) 0755-82591330 | E-mail: webmaster@lcs-cert.com | Web: www.lcs-cert.com
 Scan code to check authenticity

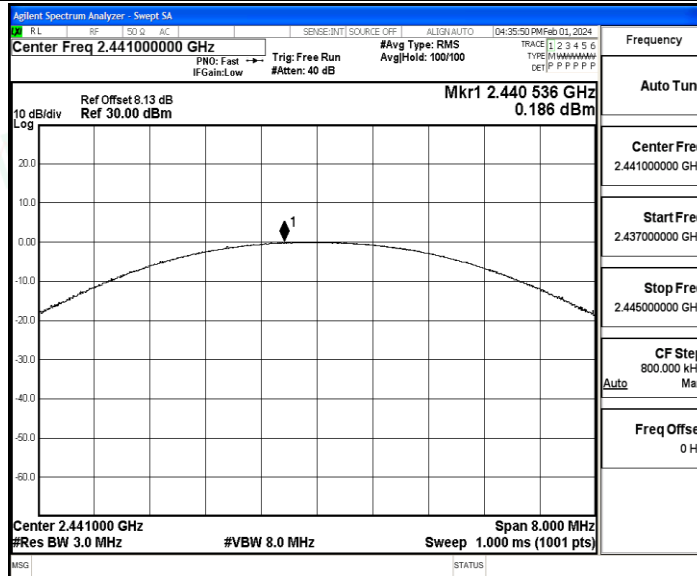


Test Graphs

DH5_Ant1_2402

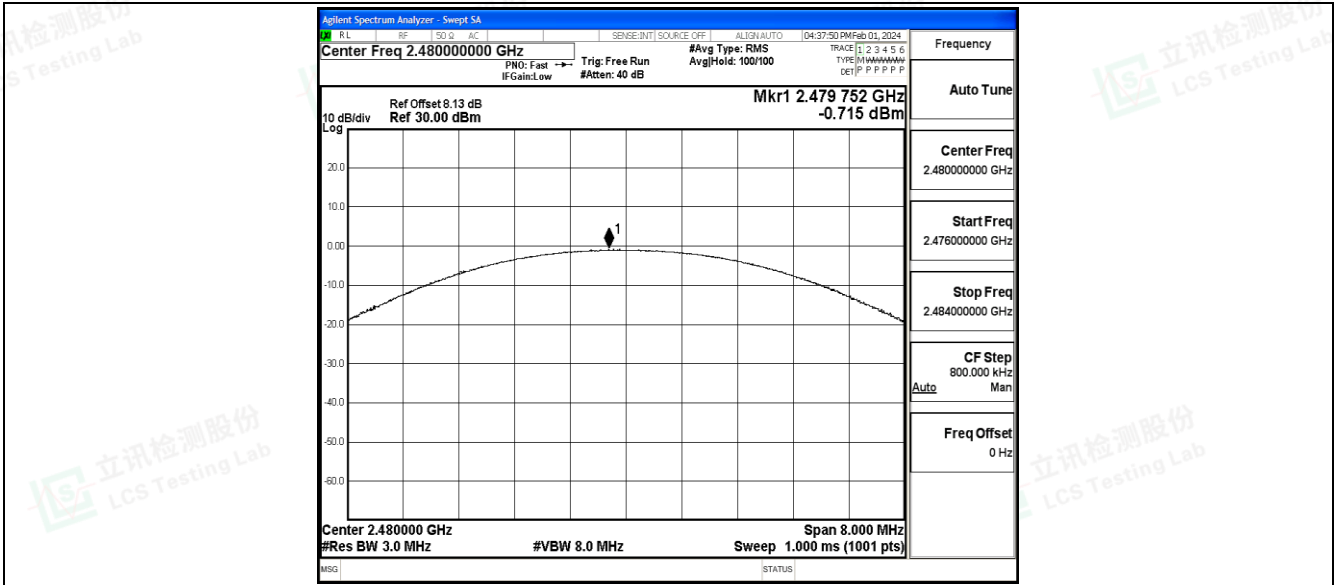


DH5_Ant1_2441

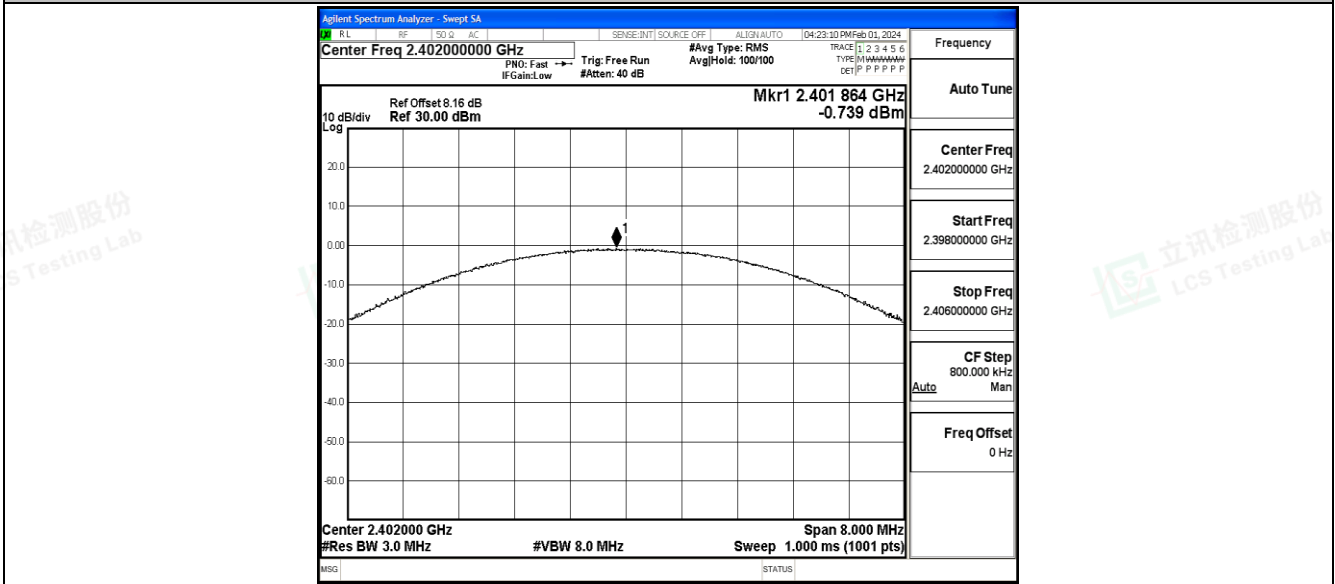


DH5_Ant1_2480



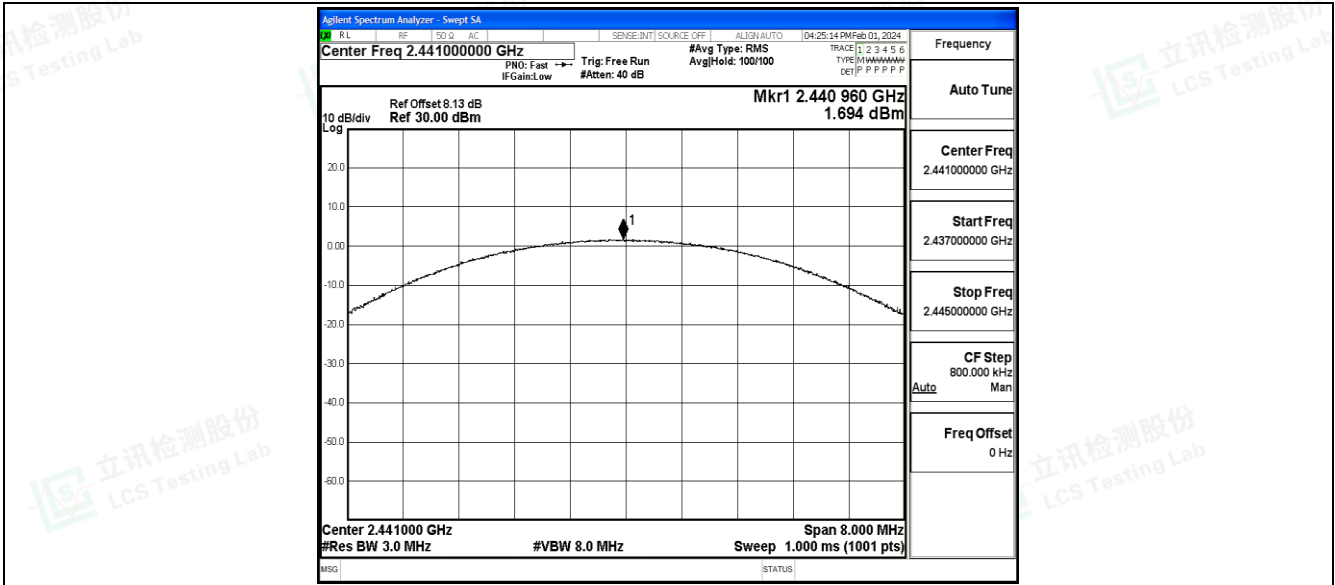


2DH5_Ant1_2402

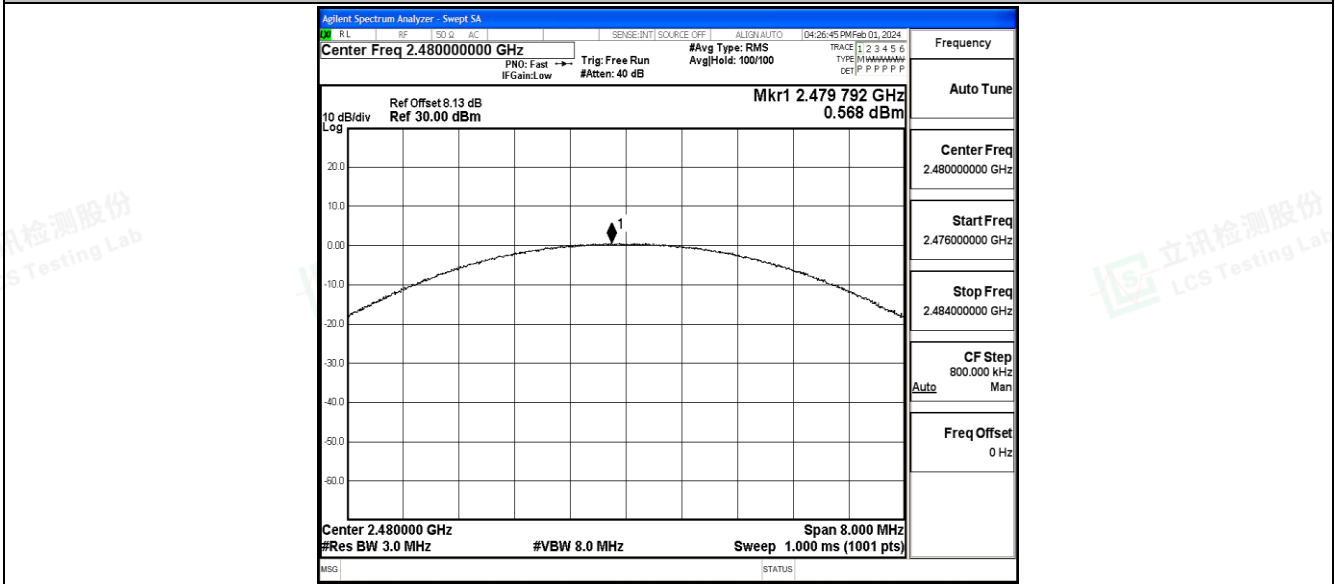


2DH5_Ant1_2441



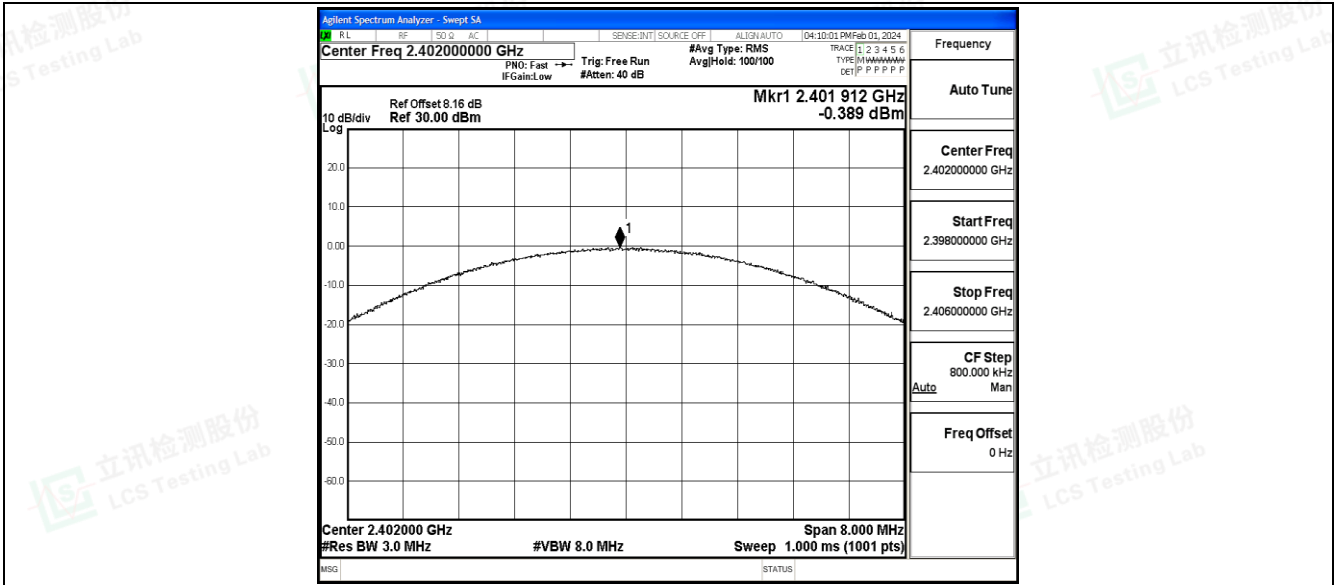


2DH5_Ant1_2480

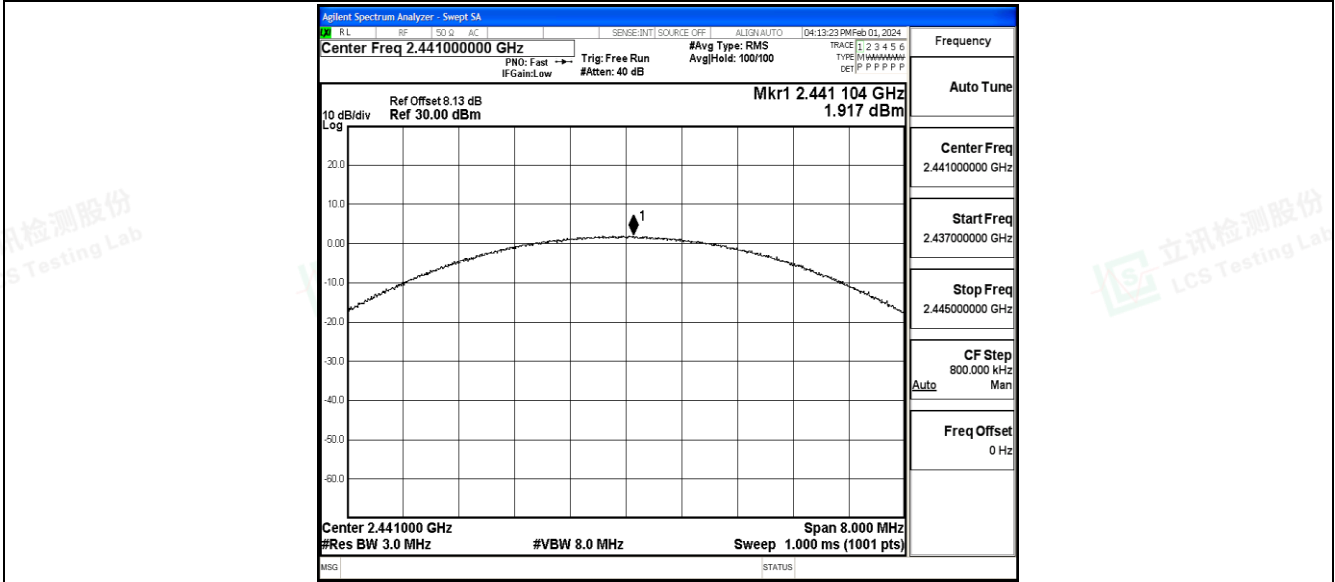


3DH5_Ant1_2402



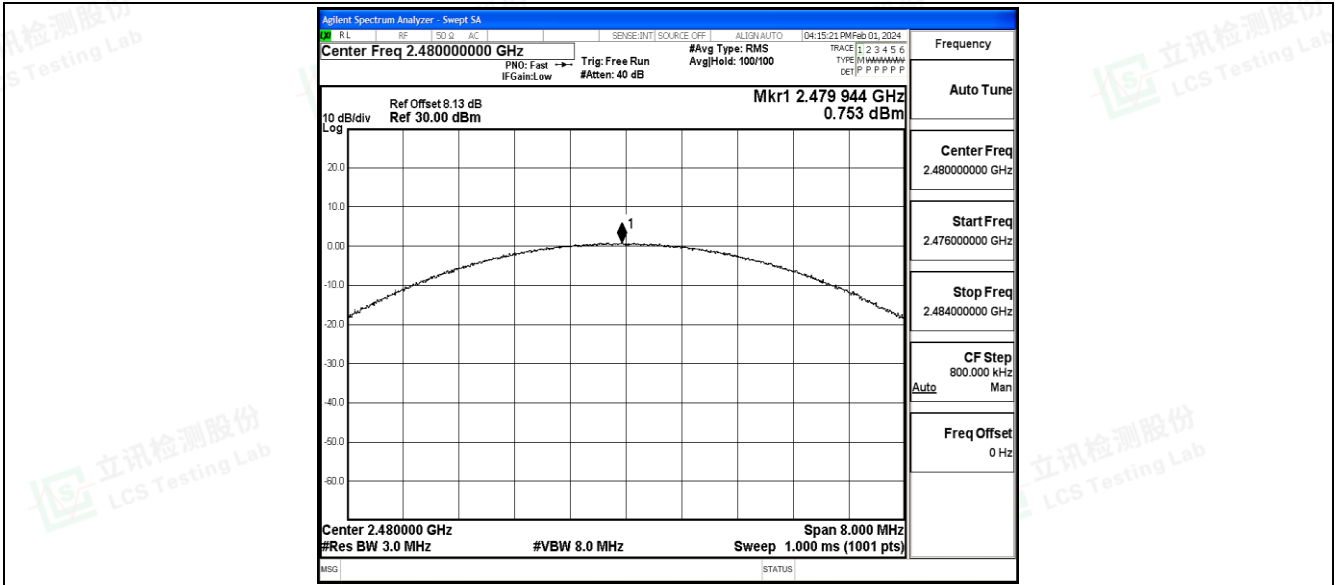


3DH5_Ant1_2441



3DH5_Ant1_2480





Shenzhen LCS Compliance Testing Laboratory Ltd.
Add: 101, 201 Bldg A & 301 Bldg C, Juji Industrial Park Yabianxueziwei, Shajing Street, Baoan District, Shenzhen, 518000, China
Tel: +(86) 0755-82591330 | E-mail: webmaster@lcs-cert.com | Web: www.lcs-cert.com
Scan code to check authenticity



A.3 Carrier frequency separation

Test Result

TestMode	Antenna	Frequency[MHz]	Result[MHz]	Limit[MHz]	Verdict
DH5	Ant1	Hop	0.934	≥0.684	PASS
2DH5	Ant1	Hop	0.952	≥0.890	PASS
3DH5	Ant1	Hop	1.158	≥0.876	PASS

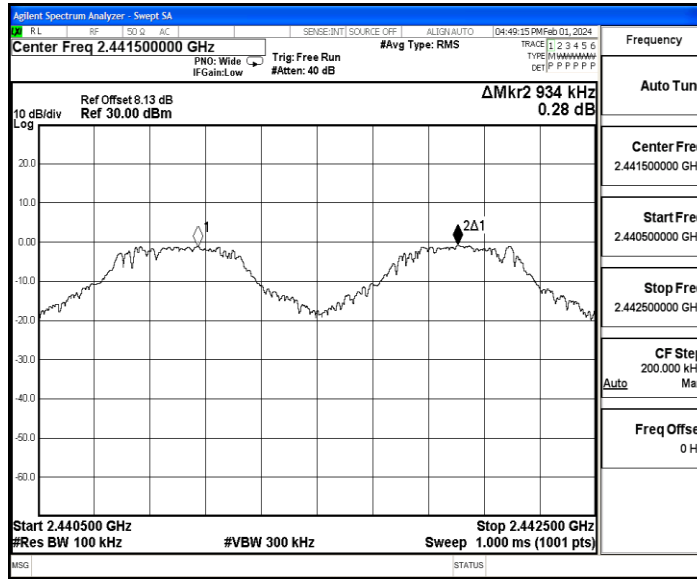


Shenzhen LCS Compliance Testing Laboratory Ltd.
Add: 101, 201 Bldg A & 301 Bldg C, Juji Industrial Park Yabianxueziwei, Shajing Street, Baoan District, Shenzhen, 518000, China
Tel: +(86) 0755-82591330 | E-mail: webmaster@lcs-cert.com | Web: www.lcs-cert.com
Scan code to check authenticity

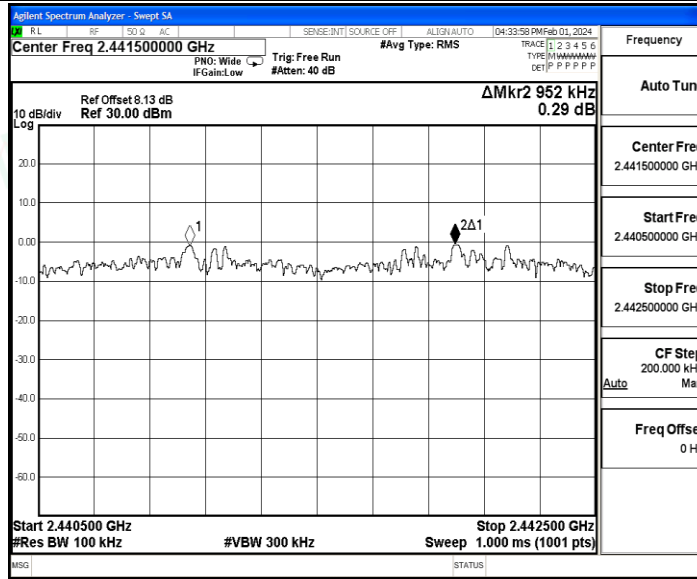


Test Graphs

DH5_Ant1_Hop

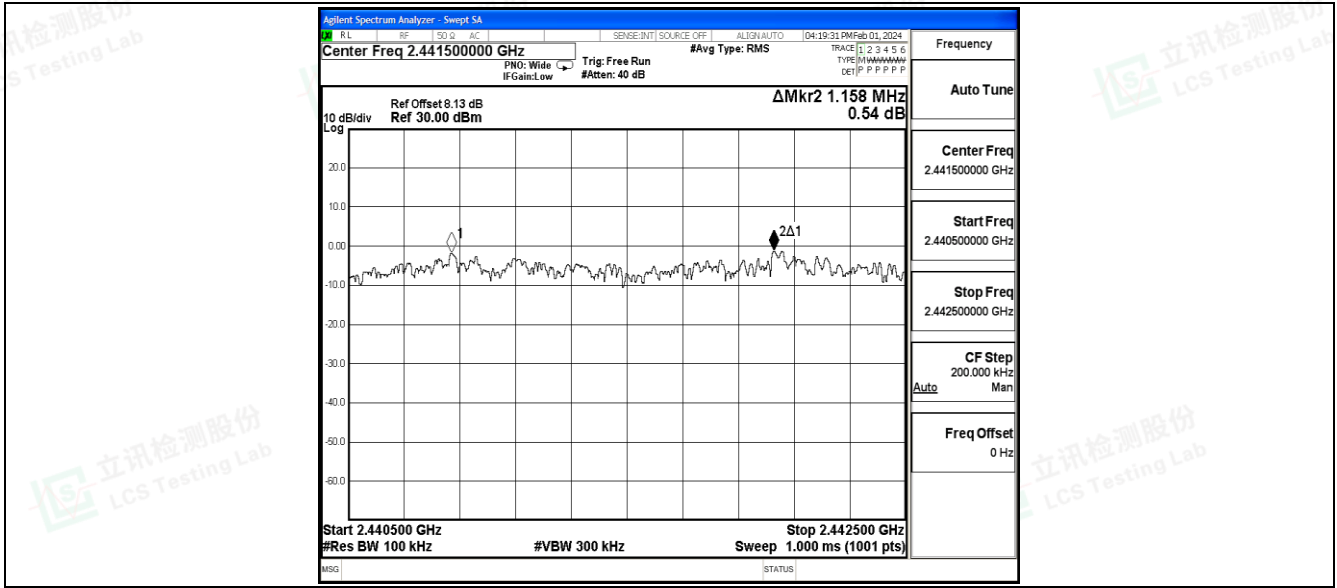


2DH5_Ant1_Hop



3DH5_Ant1_Hop





Shenzhen LCS Compliance Testing Laboratory Ltd.
 Add: 101, 201 Bldg A & 301 Bldg C, Juji Industrial Park Yabianxueziwei, Shajing Street, Baoan District, Shenzhen, 518000, China
 Tel: +(86) 0755-82591330 | E-mail: webmaster@lcs-cert.com | Web: www.lcs-cert.com
 Scan code to check authenticity



A.4 Time of occupancy

Test Result

TestMode	Antenna	Frequency[MHz]	BurstWidth [ms]	TotalHops [Num]	Result[s]	Limit[s]	Verdict
DH5	Ant1	Hop	2.908	106.67	0.31	≤0.4	PASS
2DH5	Ant1	Hop	2.897	106.67	0.309	≤0.4	PASS
3DH5	Ant1	Hop	2.896	106.67	0.309	≤0.4	PASS

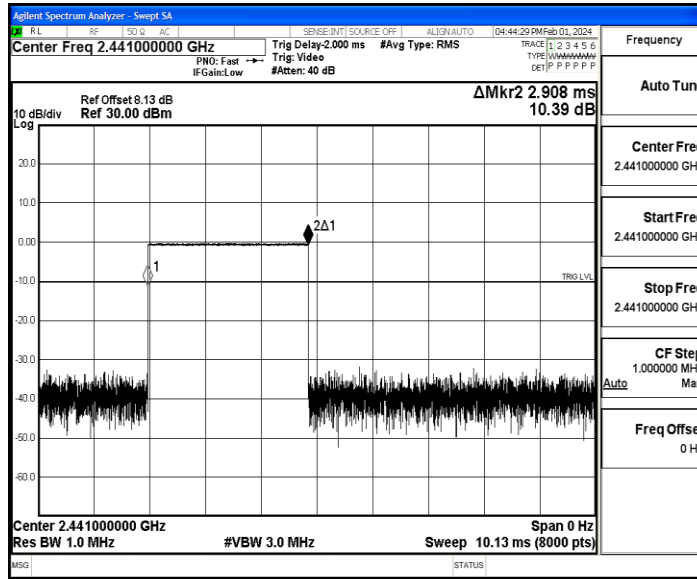


Shenzhen LCS Compliance Testing Laboratory Ltd.
Add: 101, 201 Bldg A & 301 Bldg C, Juji Industrial Park Yabianxueziwei, Shajing Street, Baoan District, Shenzhen, 518000, China
Tel: +(86) 0755-82591330 | E-mail: webmaster@lcs-cert.com | Web: www.lcs-cert.com
Scan code to check authenticity

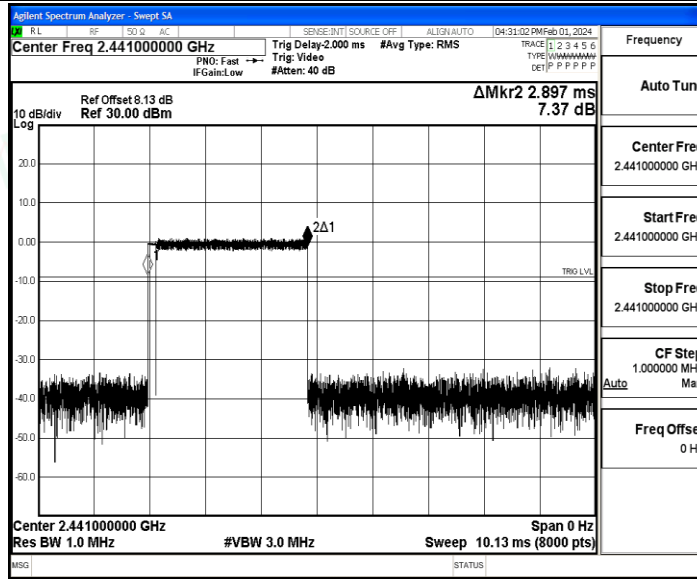


Test Graphs

DH5_Ant1_Hop

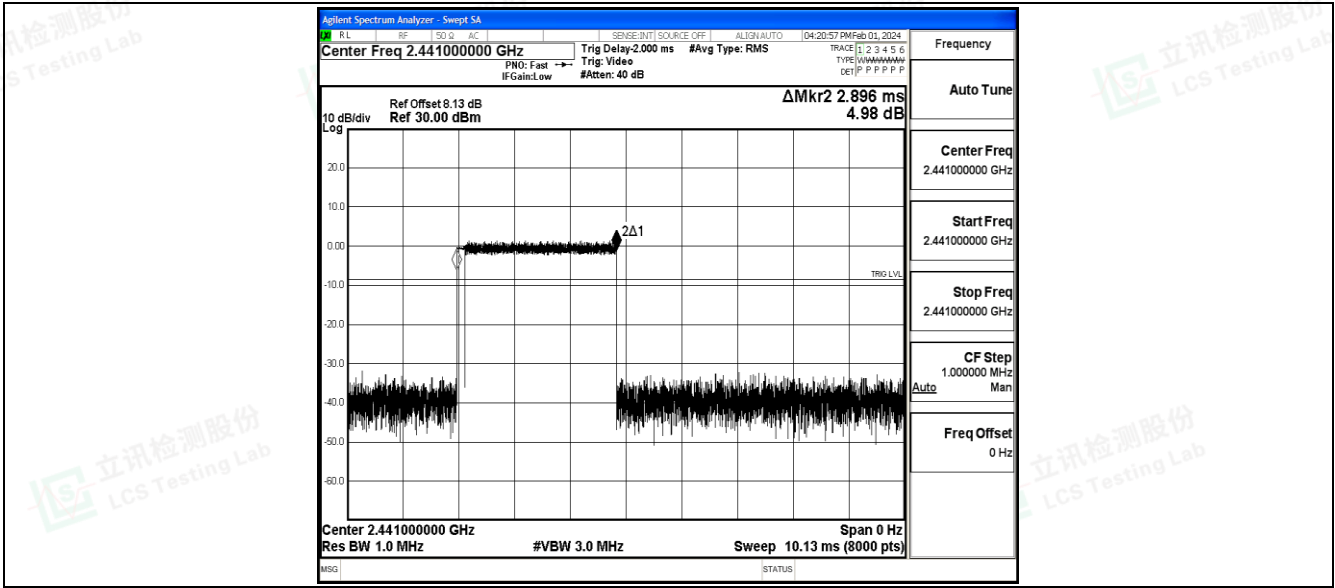


2DH5_Ant1_Hop



3DH5_Ant1_Hop





Shenzhen LCS Compliance Testing Laboratory Ltd.
 Add: 101, 201 Bldg A & 301 Bldg C, Juji Industrial Park Yabianxueziwei, Shajing Street, Baoan District, Shenzhen, 518000, China
 Tel: +(86) 0755-82591330 | E-mail: webmaster@lcs-cert.com | Web: www.lcs-cert.com
 Scan code to check authenticity



A.5 Number of hopping channels

Test Result

TestMode	Antenna	Frequency[MHz]	Result[Num]	Limit[Num]	Verdict
DH5	Ant1	Hop	79	≥15	PASS
2DH5	Ant1	Hop	79	≥15	PASS
3DH5	Ant1	Hop	79	≥15	PASS

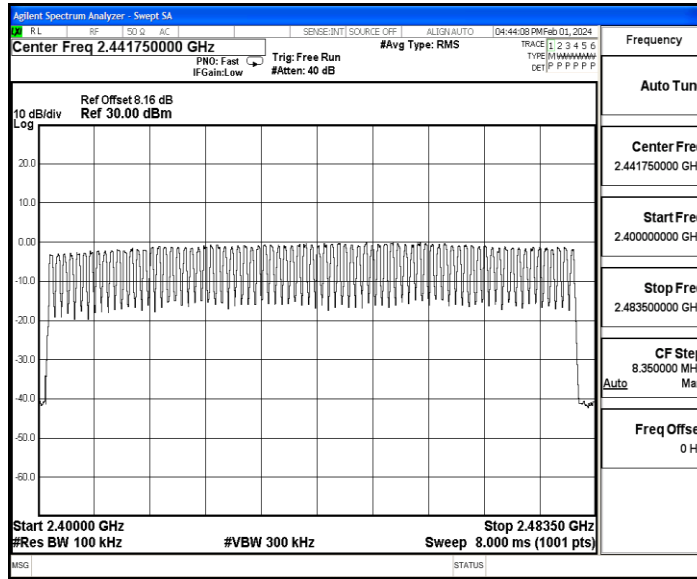


Shenzhen LCS Compliance Testing Laboratory Ltd.
Add: 101, 201 Bldg A & 301 Bldg C, Juji Industrial Park Yabianxueziwei, Shajing Street, Baoan District, Shenzhen, 518000, China
Tel: +(86) 0755-82591330 | E-mail: webmaster@lcs-cert.com | Web: www.lcs-cert.com
Scan code to check authenticity

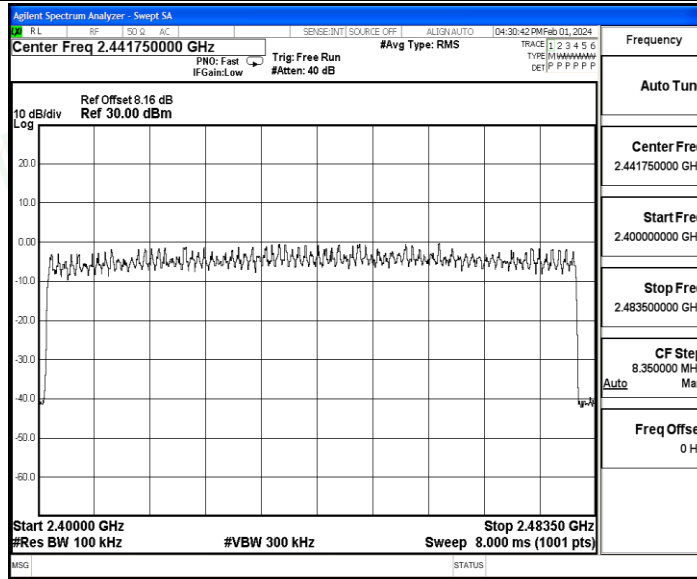


Test Graphs

DH5_Ant1_Hop

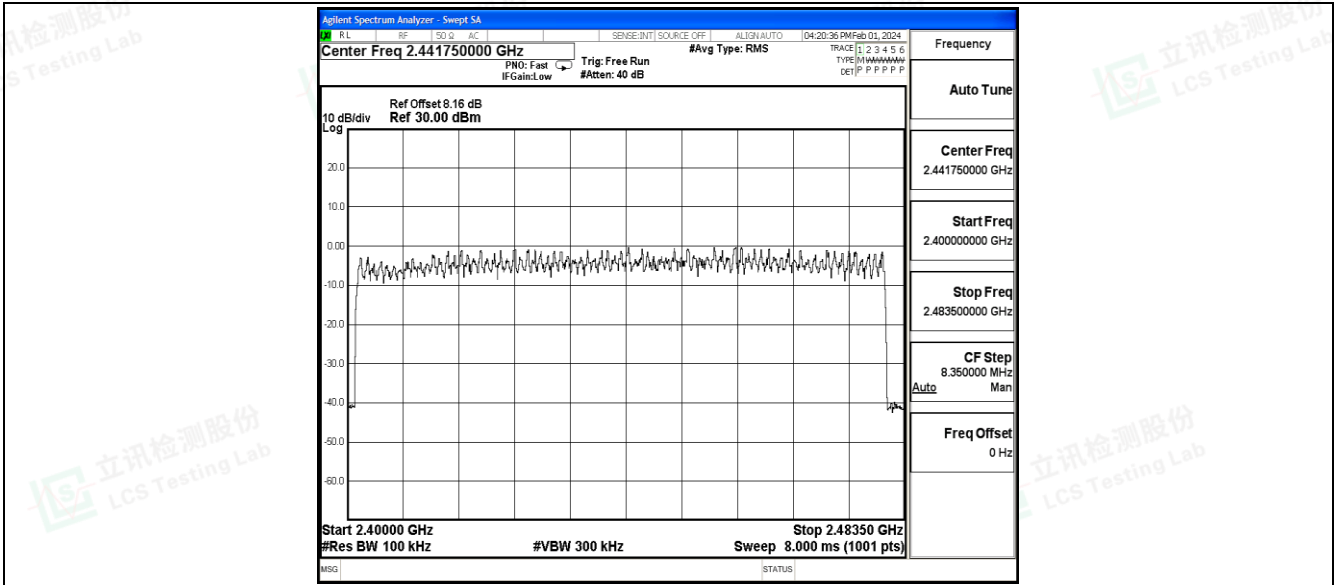


2DH5_Ant1_Hop



3DH5_Ant1_Hop





Shenzhen LCS Compliance Testing Laboratory Ltd.
 Add: 101, 201 Bldg A & 301 Bldg C, Juji Industrial Park Yabianxueziwei, Shajing Street, Baoan District, Shenzhen, 518000, China
 Tel: +(86) 0755-82591330 | E-mail: webmaster@lcs-cert.com | Web: www.lcs-cert.com
 Scan code to check authenticity



A.6 Band edge measurements

Test Result

TestMode	Antenna	ChName	Frequency[MHz]	RefLevel [dBm]	Result [dBm]	Limit [dBm]	Verdict
DH5	Ant1	Low	2402	-0.13	-51.75	≤-20.13	PASS
		High	2480	-2.06	-50.37	≤-22.06	PASS
		Low	Hop_2402	-3.29	-49.76	≤-23.29	PASS
		High	Hop_2480	-1.39	-49.36	≤-21.39	PASS
2DH5	Ant1	Low	2402	-3.88	-50.8	≤-23.88	PASS
		High	2480	-2.03	-50.67	≤-22.03	PASS
		Low	Hop_2402	-5.99	-50.15	≤-25.99	PASS
		High	Hop_2480	-2.86	-49.05	≤-22.86	PASS
3DH5	Ant1	Low	2402	-3.79	-49.44	≤-23.79	PASS
		High	2480	-1.65	-50.28	≤-21.65	PASS
		Low	Hop_2402	-3.34	-49.51	≤-23.34	PASS
		High	Hop_2480	-1.67	-49.33	≤-21.67	PASS

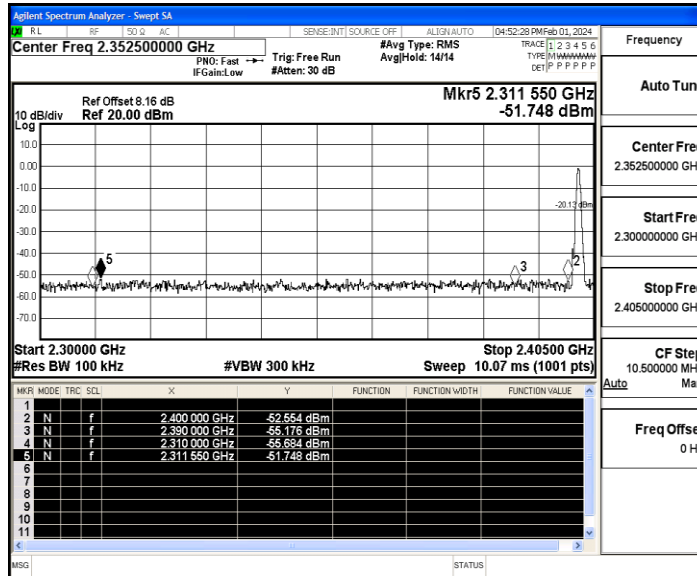


Shenzhen LCS Compliance Testing Laboratory Ltd.
 Add: 101, 201 Bldg A & 301 Bldg C, Juji Industrial Park Yabianxueziwei, Shajing Street, Baoan District, Shenzhen, 518000, China
 Tel: +(86) 0755-82591330 | E-mail: webmaster@lcs-cert.com | Web: www.lcs-cert.com
 Scan code to check authenticity

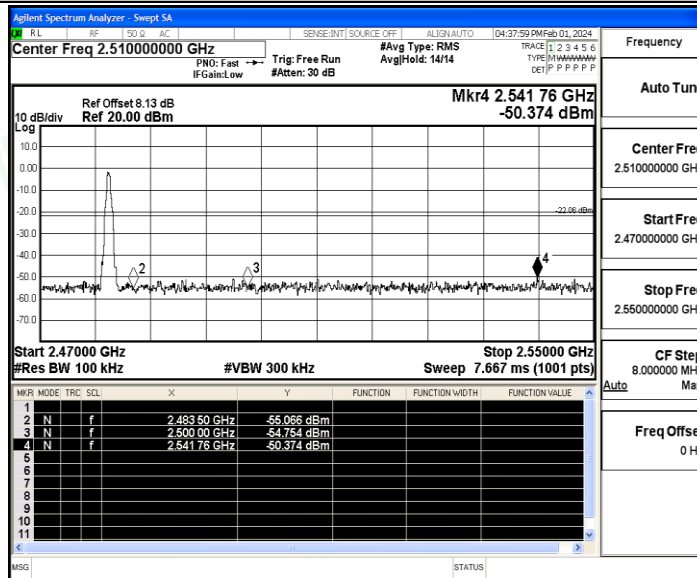


Test Graphs

DH5_Ant1_Low_2402



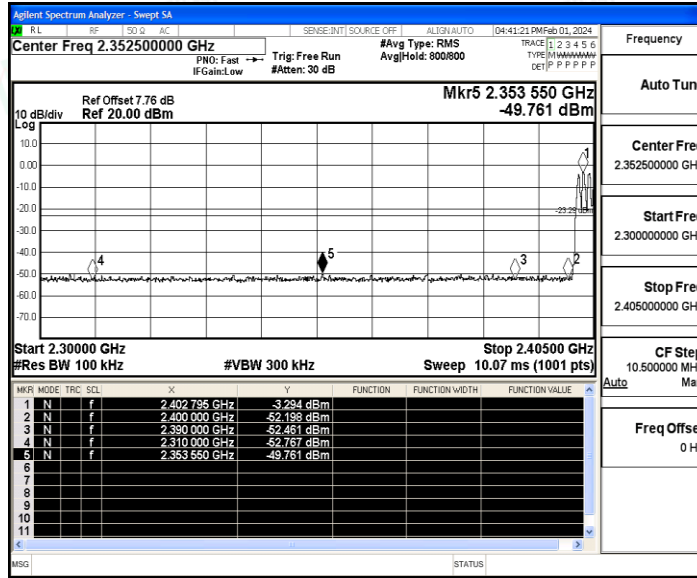
DH5_Ant1_High_2480



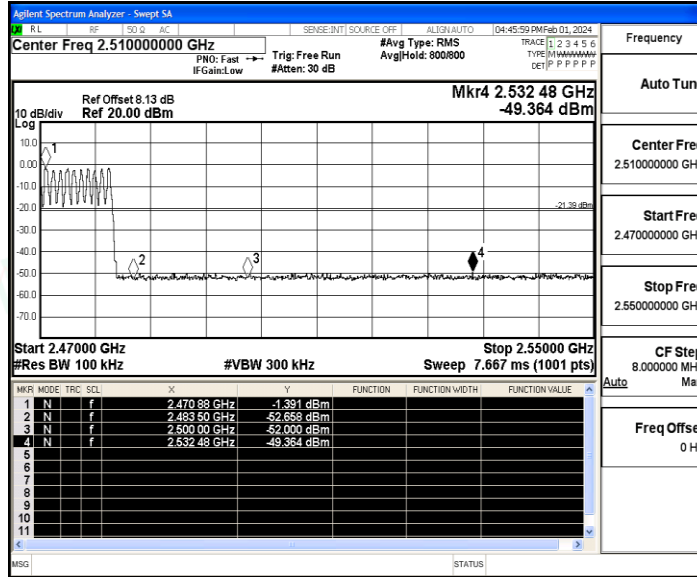
DH5_Ant1_Low_Hop_2402



Shenzhen LCS Compliance Testing Laboratory Ltd.
 Add: 101, 201 Bldg A & 301 Bldg C, Juji Industrial Park Yabianxueziwei, Shajing Street, Baoan District, Shenzhen, 518000, China
 Tel: +(86) 0755-82591330 | E-mail: webmaster@lcs-cert.com | Web: www.lcs-cert.com
 Scan code to check authenticity

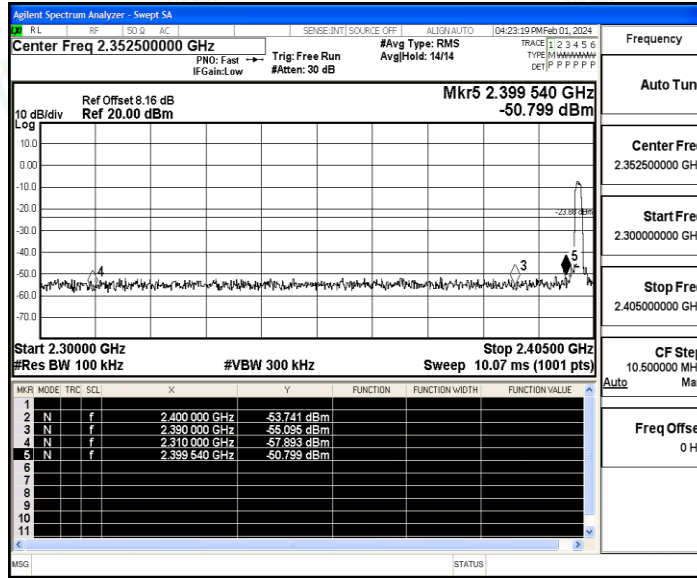


DH5_Ant1_High_Hop_2480

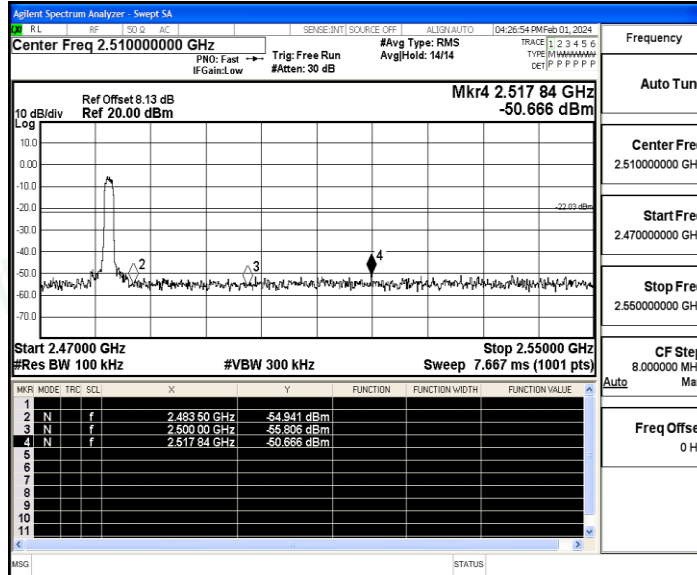


2DH5_Ant1_Low_2402



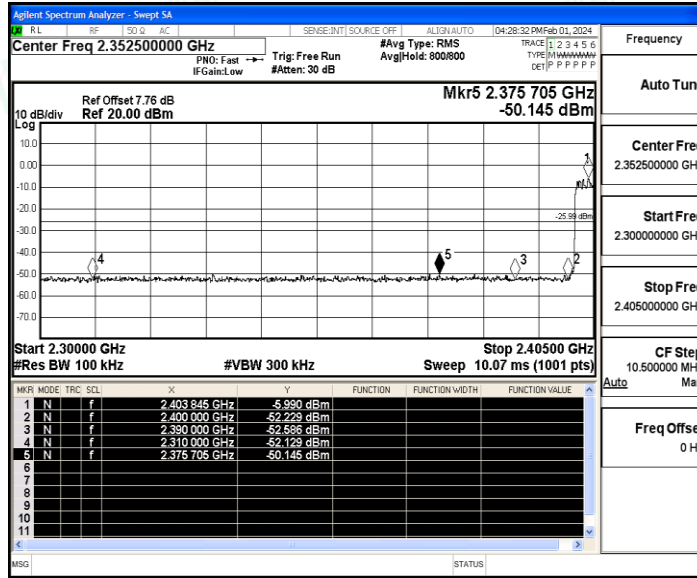


2DH5_Ant1_High_2480

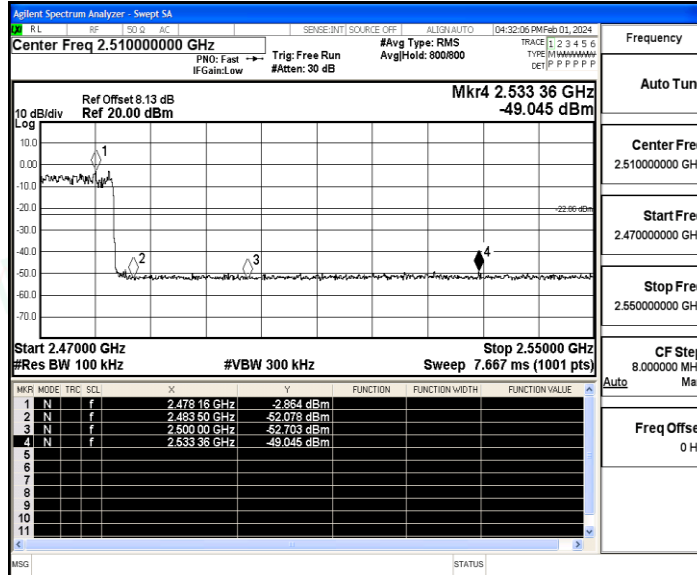


2DH5_Ant1_Low_Hop_2402



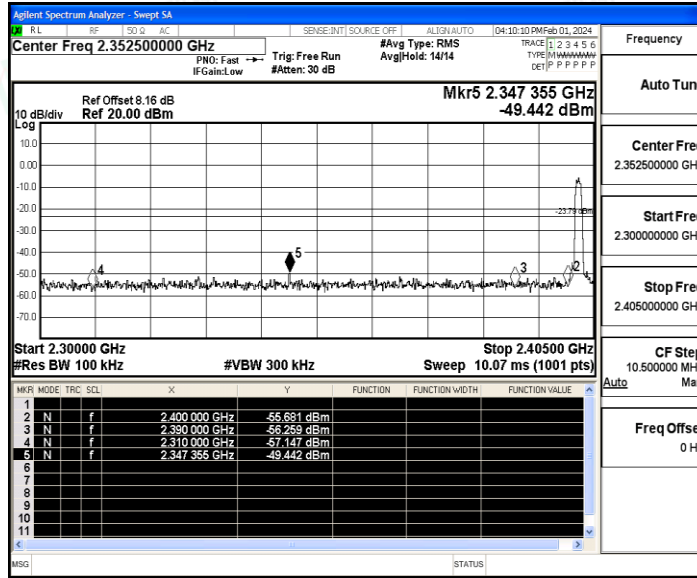


2DH5_Ant1_High_Hop_2480

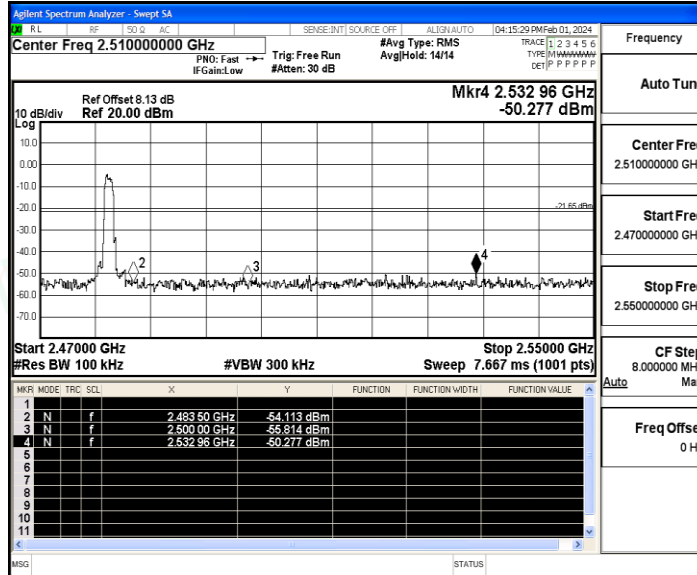


3DH5_Ant1_Low_2402



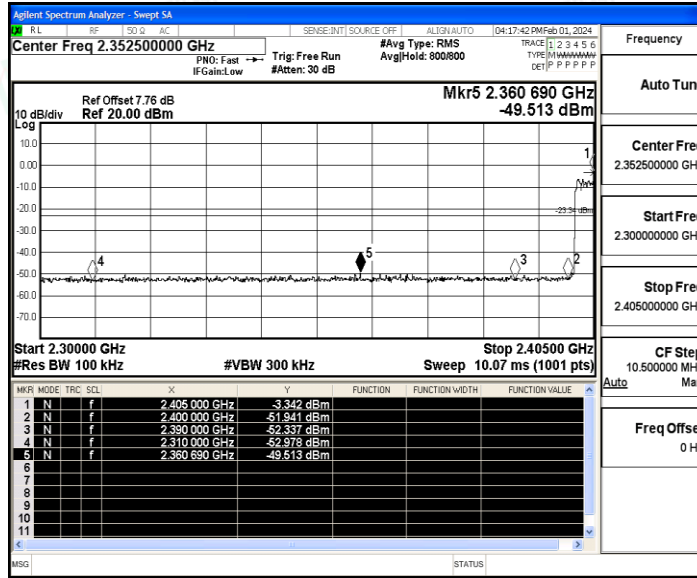


3DH5_Ant1_High_2480

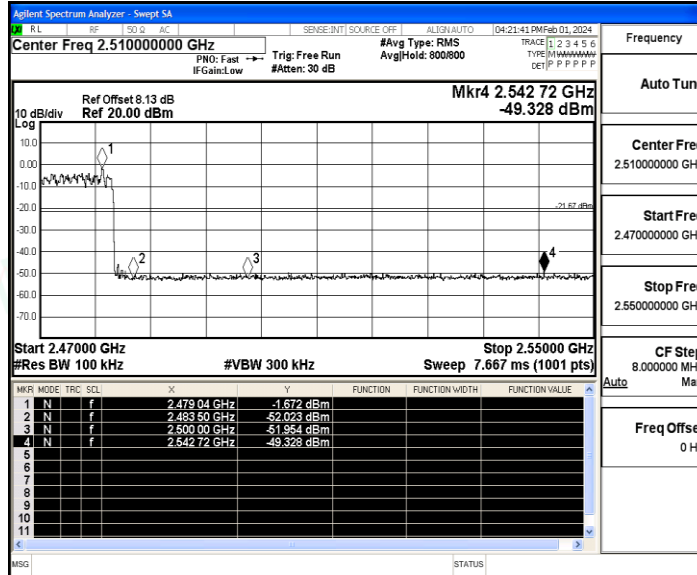


3DH5_Ant1_Low_Hop_2402





3DH5_Ant1_High_Hop_2480





A.7 Conducted Spurious Emission

Test Result

TestMode	Antenna	Frequency[MHz]	FreqRange [MHz]	RefLevel [dBm]	Result [dBm]	Limit [dBm]	Verdict
DH5	Ant1	2402	30~1000	-0.13	-61.51	≤-20.13	PASS
			1000~26500	-0.13	-49.21	≤-20.13	PASS
		2441	30~1000	-1.00	-60.75	≤-21	PASS
			1000~26500	-1.00	-49.2	≤-21	PASS
		2480	30~1000	-2.06	-61.6	≤-22.06	PASS
			1000~26500	-2.06	-48.66	≤-22.06	PASS
2DH5	Ant1	2402	30~1000	-3.88	-61.17	≤-23.88	PASS
			1000~26500	-3.88	-49.59	≤-23.88	PASS
		2441	30~1000	-2.44	-61.88	≤-22.44	PASS
			1000~26500	-2.44	-48.7	≤-22.44	PASS
		2480	30~1000	-2.03	-60.98	≤-22.03	PASS
			1000~26500	-2.03	-48.43	≤-22.03	PASS
3DH5	Ant1	2402	30~1000	-3.79	-61.53	≤-23.79	PASS
			1000~26500	-3.79	-47.8	≤-23.79	PASS
		2441	30~1000	-0.54	-61.62	≤-20.54	PASS
			1000~26500	-0.54	-49.19	≤-20.54	PASS
		2480	30~1000	-1.65	-61.74	≤-21.65	PASS
			1000~26500	-1.65	-48.98	≤-21.65	PASS

Reference Level

Test Result

TestMode	Antenna	ChName	Frequency[MHz]	Result [dBm]	Limit [dBm]	Verdict
DH5	Ant1	2402	2401.84	-0.13	---	PASS
		2441	2440.82	-1.00	---	PASS
		2480	2480.05	-2.06	---	PASS
2DH5	Ant1	2402	2401.85	-3.88	---	PASS
		2441	2441.10	-2.44	---	PASS
		2480	2479.99	-2.03	---	PASS
3DH5	Ant1	2402	2402.01	-3.79	---	PASS
		2441	2441.17	-0.54	---	PASS
		2480	2479.83	-1.65	---	PASS

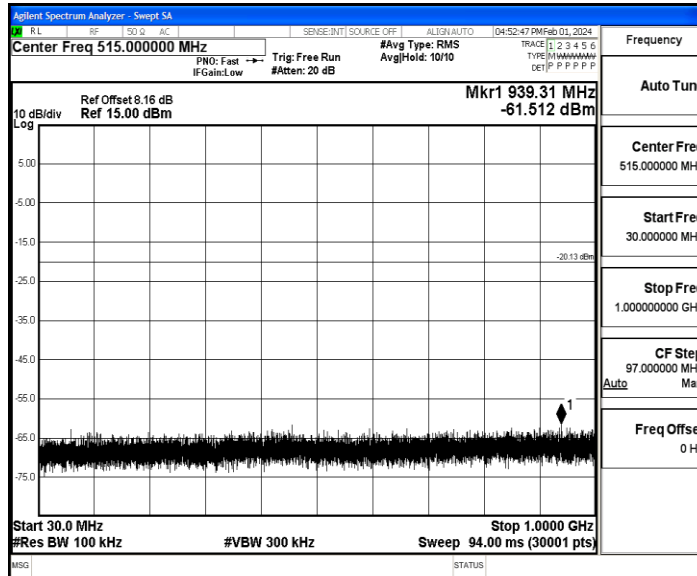


Shenzhen LCS Compliance Testing Laboratory Ltd.
 Add: 101, 201 Bldg A & 301 Bldg C, Juji Industrial Park Yabianxueziwei, Shajing Street, Baoan District, Shenzhen, 518000, China
 Tel: +(86) 0755-82591330 | E-mail: webmaster@lcs-cert.com | Web: www.lcs-cert.com
 Scan code to check authenticity

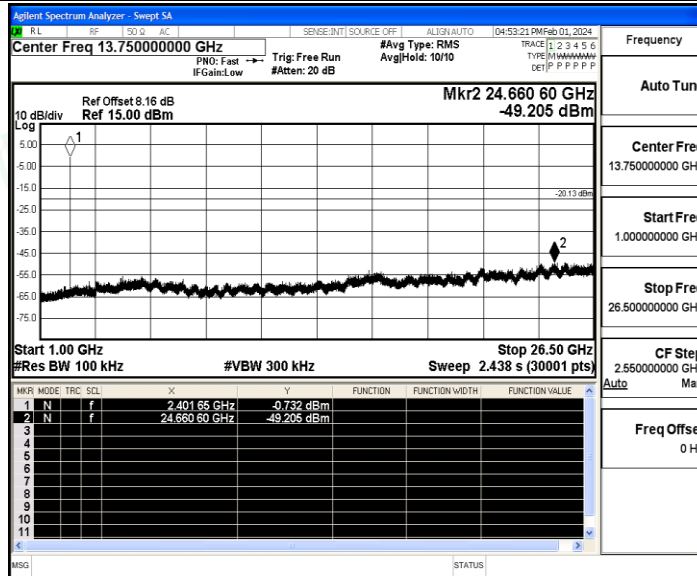


Test Graphs

DH5_Ant1_2402_30~1000

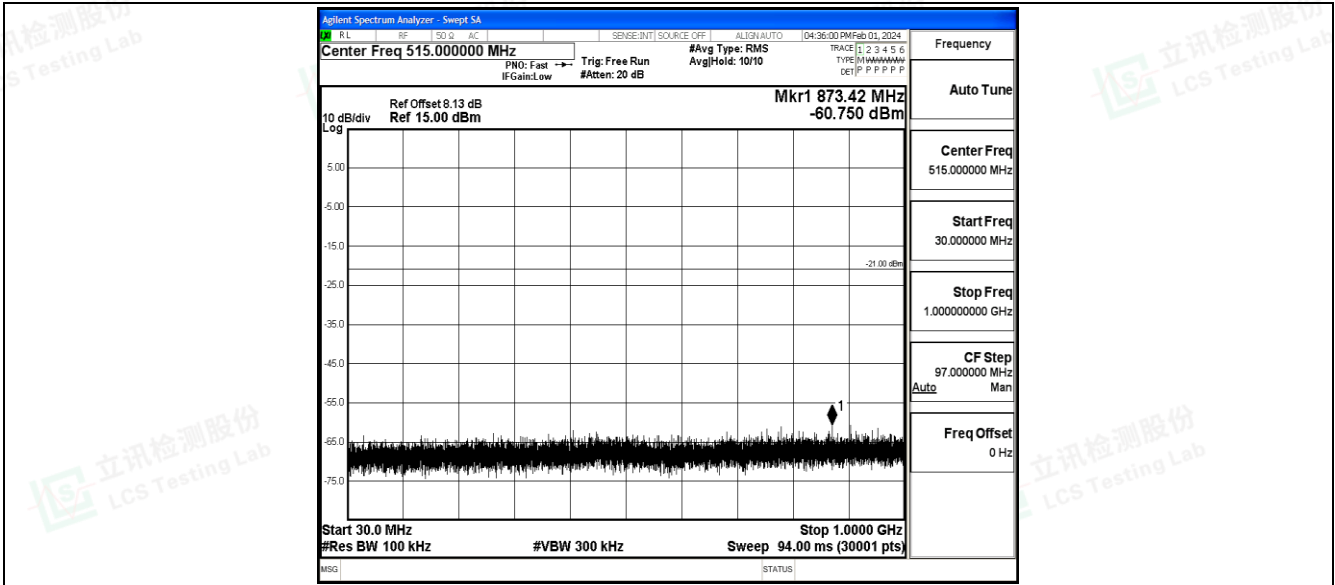


DH5_Ant1_2402_1000~26500

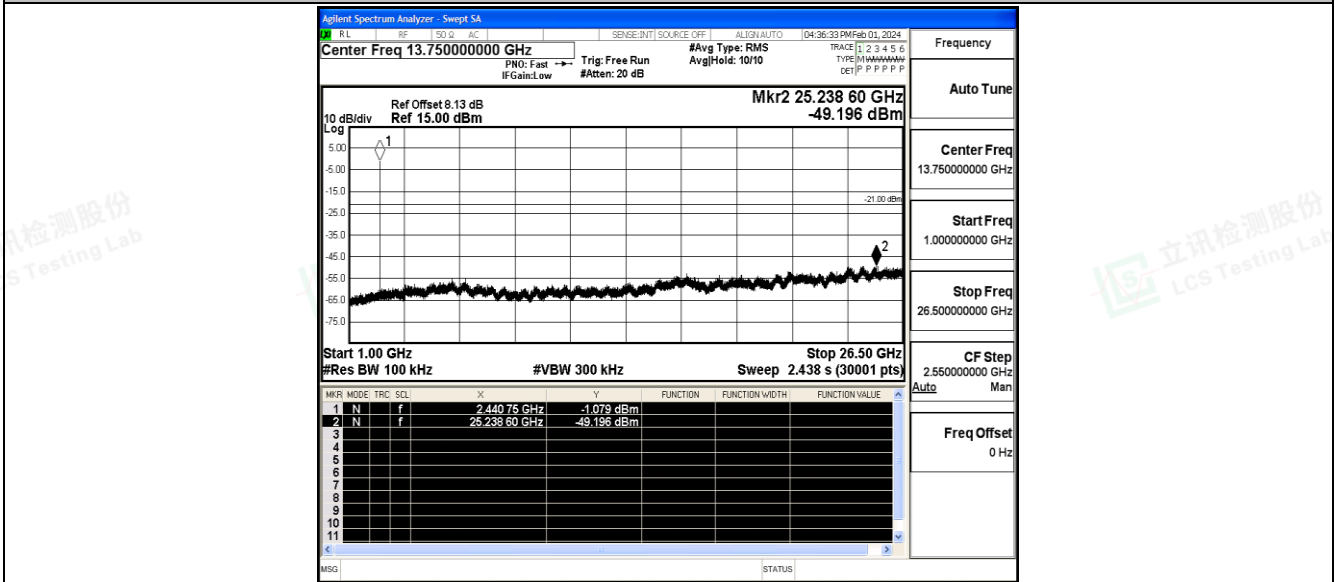


DH5_Ant1_2441_30~1000



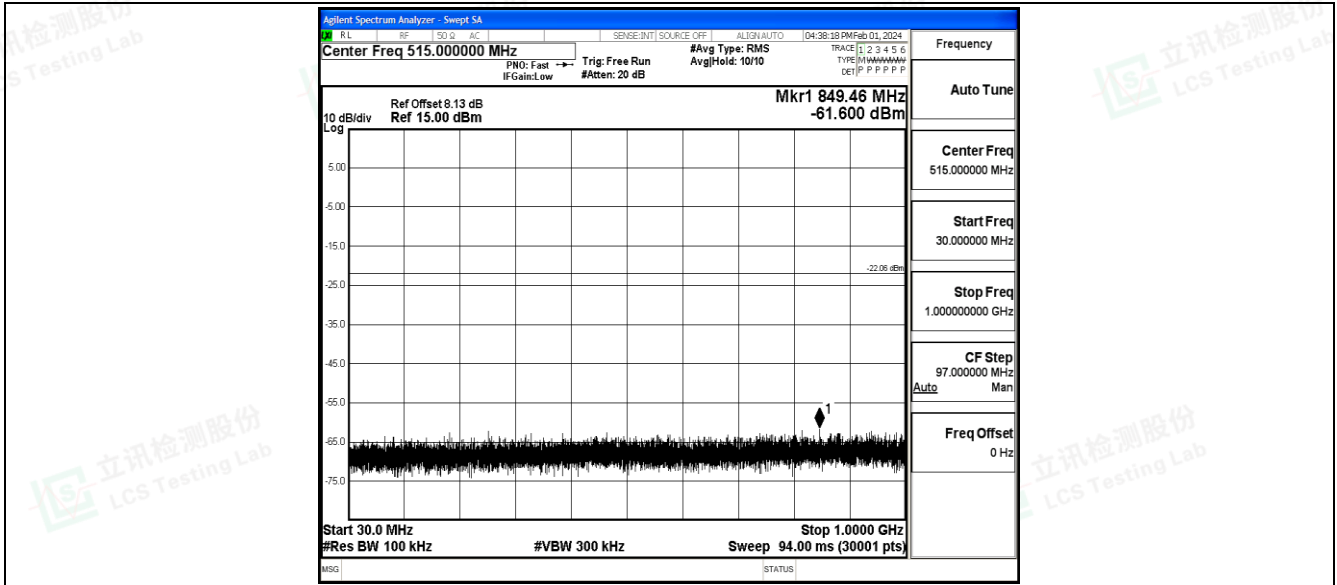


DH5_Ant1_2441_1000~26500

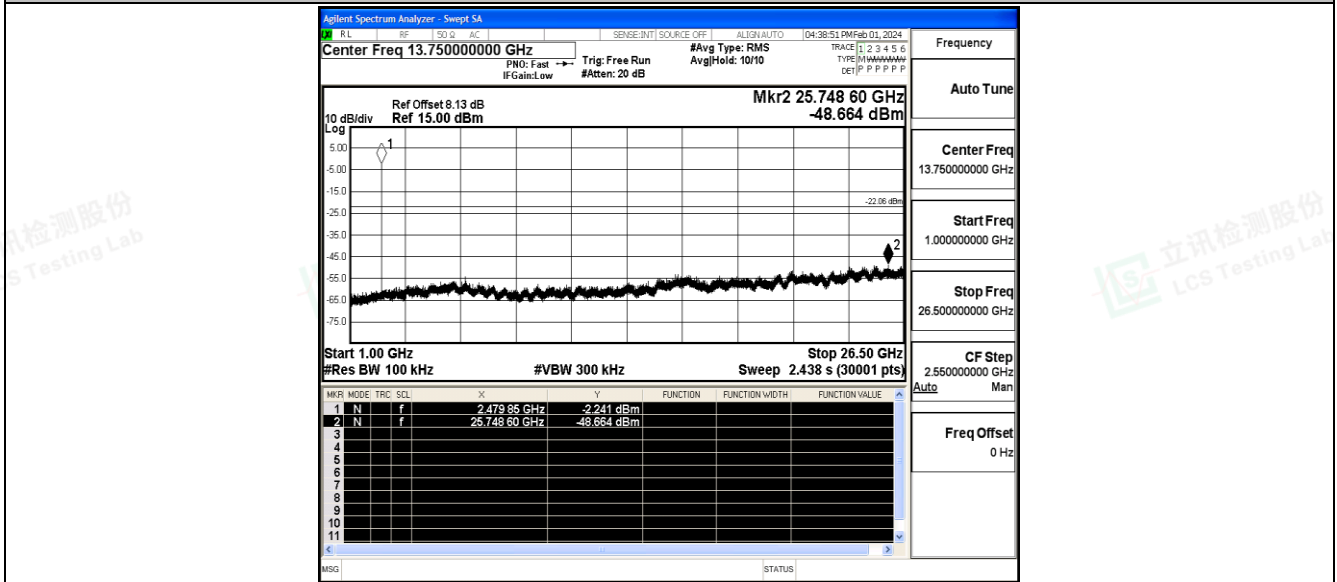


DH5_Ant1_2480_30~1000





DH5_Ant1_2480_1000~26500



2DH5_Ant1_2402_30~1000

