





EXHIBIT 2 - EUT EXTERNAL PHOTOGRAPHS




<p>EUT View 3</p>	 A photograph showing the back view of a black rectangular electronic device. The device features a control panel with several buttons and a small display area. The buttons are labeled: SWOON, VOL, MUTE, SET, UP, DOWN, REPEAT, and DC IN. A ruler is placed vertically to the left of the device for scale, showing measurements in millimeters. The background is a light blue textured surface.
<p>EUT View 4</p>	 A photograph showing the front view of the same black rectangular electronic device. The device has a simple, textured surface with a white wireless signal icon (three concentric arcs) centered on the front. A ruler is placed vertically to the left of the device for scale, showing measurements in millimeters. The background is a light blue textured surface.

EUT View 5



EUT View 6



EUT View 7

