

TEST SETUP PHOTOGRAPHS

1.1. Photo of Radiated Emissions Measurement




Fig. 1




Fig. 2




Fig. 3

1.2. Photo of Conducted Emissions Measurement



Fig. 1