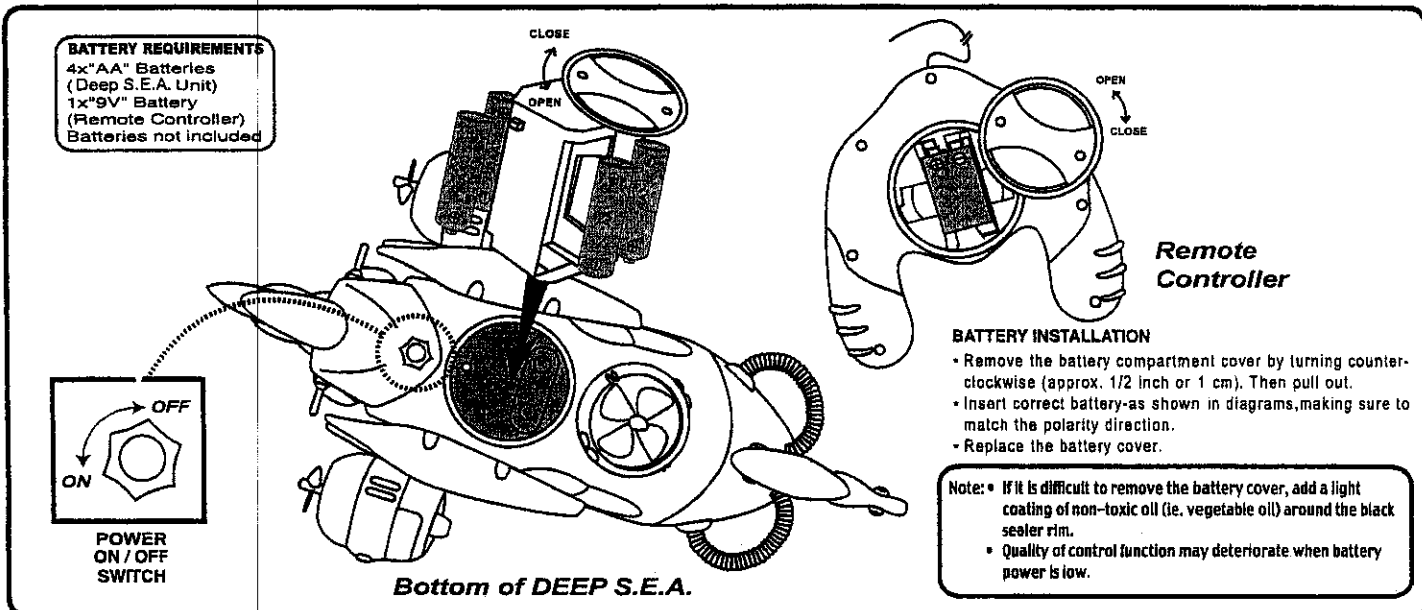


SAFETY & PLAYING TIPS:

- Do not operate where there are water plants, rubbish, or other obstacles in the pond. This could cause propeller damage.
- Do not play when there is a strong water current or when the wind is blowing strongly.
- Do not play outdoors during thunderstorms.
- Never touch the propeller while it is spinning.
- Bring Deep S.E.A. back to shore before the power runs out.
- Deep S.E.A. shall not be operated in water without battery compartment cover.

BATTERY & ON/OFF SWITCH DIAGRAM:



CAUTION: After each use of Deep S.E.A. remove all batteries from the product, and drain any water that has accumulated inside. Moisture allowed to remain inside the product will damage the electronic components and batteries. Store the product with the battery compartment door open to allow the compartment to dry completely.

CAUTION!!!

Children playing with this toy should be supervised by an ADULT, as with any products designed to be used in or around water. To prevent unstable operation Deep S.E.A. should not be operated in water depths that exceed 3.5 feet (approx. 1 m).

ATTENTION !!! IMPORTANT BATTERY INFORMATION

- Use only fresh batteries of the required size and recommended type. Do not mix old and new batteries, different types of batteries (standard alkaline, or rechargeable), or rechargeable batteries of different capacities. We suggest the use of alkaline batteries for best results.
- Please respect the correct polarity \oplus and \ominus .
- Do not try to recharge batteries, nor to open them.
- Do not throw batteries into the fire.
- Remove rechargeable batteries from the toy before being charged.
- Rechargeable batteries are only to be charged under adult supervision.
- Use only the battery types as recommended.
- Replace all batteries of same type/brand at the same time.
- Do not short-circuit the battery contacts.
- Remove exhausted batteries from the toy.

This device complies with Part 15 of the FCC Rules. Operation is subject to the following two conditions: (1) This device may not cause harmful interference, and (2) This device must accept any interference received, including interference that may cause undesired operation.

NOTE: This equipment has been tested and found to comply with the limits for a Class B digital device, pursuant to Part 15 of the FCC Rules. These limits are designed to provide reasonable protection against harmful interference in a residential installation. This equipment generates, uses and can radiate radio frequency energy and, if not installed and used in accordance with the instructions, may cause harmful interference to radio communications. However, there is no guarantee that interference will not occur in a particular installation. If this equipment does cause harmful interference to radio or television reception, which can be determined by turning the equipment off and on, the user is encouraged to try to correct the interference by one or more of the following measures:

- Reorient or relocate the receiving antenna.
- Increase the separation between the equipment and receiver.
- Connect one equipment into an outlet on a circuit different from that to which the receiver is needed.
- Consult the dealer or an experienced radio / TV technician for help.

**THIS PRODUCT IS DESIGNED FOR POOLS AND PONDS
DO NOT USE THE DEEP S.E.A. IN SALT WATER.**

WARNING:

Changes or modifications to this unit not expressly approved by the party responsible for compliance could void the user's authority to operate the equipment.



ST5102us01

AGES: 6+
ITEM NO.5102

Manufactured and Distributed by:
© 2002 WowWee
All rights reserved.
WowWee (Asia Office)
Unit 301A-C, 92 Granville Rd.,
T.S.T. East, Kowloon, H.K.
WowWee (North America Office)
4480 Cote de Liesse, Suite 320,
T.M.R. Quebec, H4N 2R1, Canada
Consumer Hotline: (514) 344-1250
<http://www.wowwee.com>
Printed in China



DEEP S.E.A.

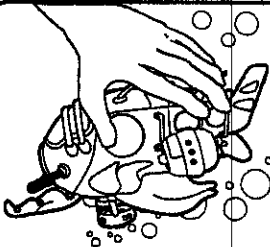
ITEM NO 5102

SEARCH AND EXPLORE AQUA-SUB

Fully Directional Remote Control Works on Land and Underwater!

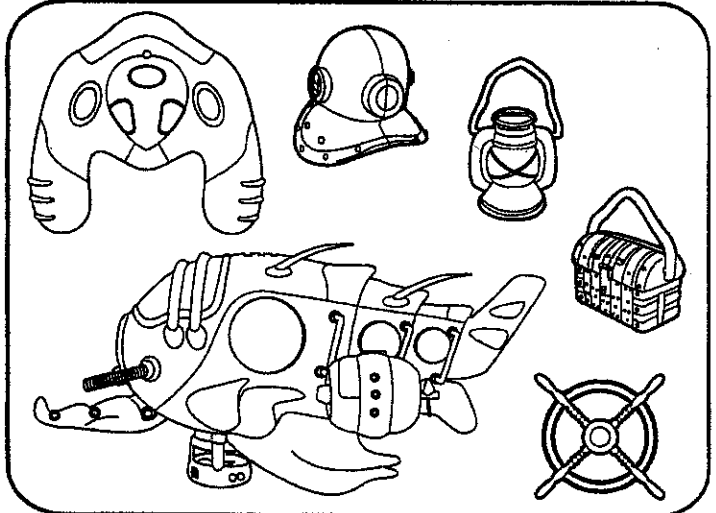
SAFETY PRECAUTIONS

1. Please read instructions carefully before operating Deep S.E.A.
2. Adult supervision is recommended. Keep out of reach of very young children.
3. Children should be made aware of the dangers associated with playing near water.
4. The propellers of Deep S.E.A. rotate at very high speeds. **KEEP FINGERS CLEAR OF PROPELLERS AT ALL TIMES.**

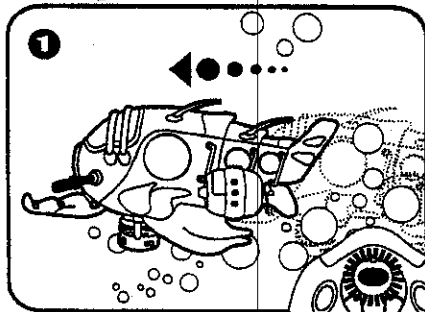


STARTING THE UNDERWATER ADVENTURE:


Turn the Power to ON. Then hold and submerge Deep S.E.A. in the water with your hand, until the air bubbles have stopped. Now let go of Deep S.E.A. in the water and use the remote controller to navigate.



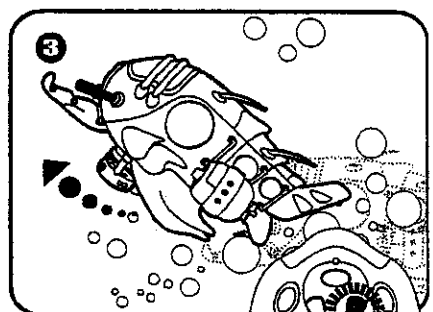
REMOTE CONTROL NAVIGATION:



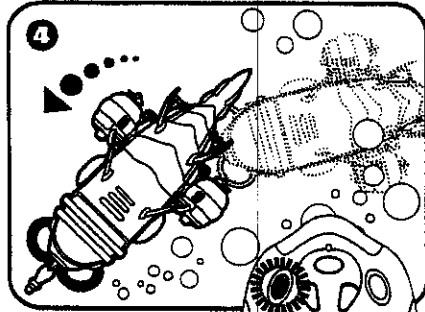
- Press this button for Power On and to go forward.



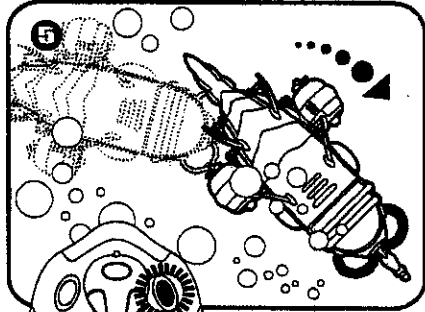
- To descend, press and hold this button.



- To ascend, press and hold this button.



- To navigate in a left direction, press and hold LEFT.



- To navigate in a right direction, press and hold this button.

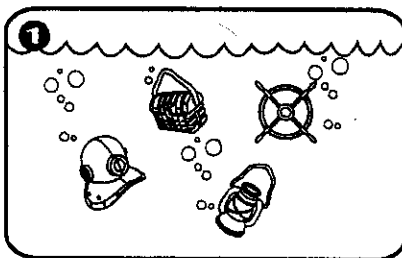
Please note: The illuminated red light on the hand controller indicates that the hand controller is in operation.

SAFETY FEATURE:

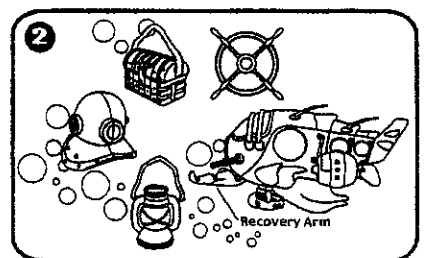
A SAFETY DEVICE PREVENTS UNCONTROLLED NAVIGATION. DEEP S.E.A. AUTOMATICALLY STOPS WHEN THE REMOTE CONTROLLER'S RANGE IS EXCEEDED.

DEEP S.E.A. ADVENTURE:

Go on a Deep S.E.A. underwater adventure! Navigate your Aqua-Sub to search and explore for lost treasure. Find the treasure chest, diver's helmet, lantern and steering wheel!



- Place the lost treasure in the water.



- Navigate to the site and hook the Recovery Arm around the piece. Then try to resurface without losing it!