



No. 1 Workshop, M-10, Middle section, Science & Technology Park, Nanshan  
District, Shenzhen, Guangdong, China 518057  
Telephone: +86 (0) 755 2601 2053  
Fax: +86 (0) 755 2671 0594  
Email: ee.shenzhen@sgs.com

Report No.: SZEM140900493902  
Page: 1 of 7

# RF Exposure Evaluation Report

**Application No:** SZEM1409004939RF  
**Applicant:** WowWee Group Limited  
**Manufacturer:** Wah Shing Toys Co., Ltd.  
**Factory:** Everwin Toys (Dongguan) Co. Ltd.  
**Product Name:** Rovio Pivot  
**Model No.(EUT):** 0850  
**Trade Mark:** WowWee  
**FCC ID:** OKP0850  
**Standards:** 47 CFR Part 1.1307(2013)  
47 CFR Part 1.1310(2013)  
**Date of Receipt:** 2014-09-09  
**Date of Test:** 2014-09-23 to 2014-10-09  
**Date of Issue:** 2014-10-14

<b>Test Result :</b>	<b>PASS*</b>
----------------------	--------------

\* In the configuration tested, the EUT complied with the standards specified above.

Authorized Signature:



Jack Zhang  
EMC Laboratory Manager

The manufacturer should ensure that all products in series production are in conformity with the product sample detailed in this report. If the product in this report is used in any configuration other than that detailed in the report, the manufacturer must ensure the new system complies with all relevant standards. Any mention of SGS International Electrical Approvals or testing done by SGS International Electrical Approvals in connection with, distribution or use of the product described in this report must be approved by SGS International Electrical Approvals in writing.




The report must not be used by the client to claim product certification, approval, or endorsement by NVLAP, NIST, or any agency of the federal government. All test results in this report can be traceable to National or International Standards.

"This document is issued by the Company subject to its General Conditions of Service printed overleaf, available on request or accessible at [www.sgs.com/terms\\_and\\_conditions.htm](http://www.sgs.com/terms_and_conditions.htm) and, for electronic format documents, subject to Terms and Conditions for Electronic Documents at [www.sgs.com/terms\\_e-document.htm](http://www.sgs.com/terms_e-document.htm). Attention is drawn to the limitation of liability, indemnification and jurisdiction issues defined therein. Any holder of this document is advised that information contained hereon reflects the Company's findings at the time of its intervention only and within the limits of Client's instructions, if any. The Company's sole responsibility is to its Client and this document does not exonerate parties to a transaction from exercising all their rights and obligations under the transaction documents. This document cannot be reproduced except in full, without prior written approval of the Company. Any unauthorized alteration, forgery or falsification of the content or appearance of this document is unlawful and offenders may be prosecuted to the fullest extent of the law. Unless otherwise stated the results shown in this test report refer only to the sample(s) tested and such sample(s) are retained for 90 days only."



## 2 Version

Revision Record				
Version	Chapter	Date	Modifier	Remark
00		2014-10-14		Original

Authorized for issue by:			
Tested By		 _____ (Back Huang) /Project Engineer	2014-10-09
			_____
Prepared By		 _____ (Sade Luo) /Clerk	2014-10-14
			_____
Checked By		 _____ (Emen Li) /Reviewer	2014-10-16
			_____



### 3 Contents

	Page
1 COVER PAGE .....	1
2 VERSION.....	2
3 CONTENTS .....	3
4 GENERAL INFORMATION.....	4
4.1 CLIENT INFORMATION.....	4
4.2 GENERAL DESCRIPTION OF EUT .....	4
4.3 TEST LOCATION .....	5
4.4 TEST FACILITY.....	5
4.5 DEVIATION FROM STANDARDS.....	5
4.6 ABNORMALITIES FROM STANDARD CONDITIONS.....	5
4.7 OTHER INFORMATION REQUESTED BY THE CUSTOMER .....	5
5 RF EXPOSURE EVALUATION.....	6
5.1 RF EXPOSURE COMPLIANCE REQUIREMENT .....	6
5.1.1 Limits.....	6
5.1.2 Test Procedure .....	6
4.1.3 EUT RF EXPOSURE EVALUATION.....	7



## 4 General Information

### 4.1 Client Information

Applicant:	WowWee Group Limited
Address of Applicant:	3/F, Energy Plaza, Suite 301 A-C, 92 Granville Road, T.S.T. East, Hong Kong.
Manufacturer:	Wah Shing Toys Co., Ltd.
Address of Manufacturer:	5/F., Wah Shing Centre, 5 Fung Yip street, Chai Wan, Hong Kong
Factory:	Everwin Toys (Dongguan) Co. Ltd.
Address of Factory:	Xie Keng Village, Qing Xi Town, Dongguan City, Guangdong Province, China.

### 4.2 General Description of EUT

Product Name:	Rovio Pivot
Model No.	0850 (Only the model 0850 which has remote controller was tested, others have no remote controller, since the circuit design, PCB layout, electrical components used, internal wiring and functions were identical.)
Trade Mark:	WowWee
Operation Frequency:	2402MHz~2480MHz
Bluetooth Version:	4.0
Modulation Type:	GFSK
Number of Channel:	40
Sample Type:	Portable production
Test Power Grade:	Manufacturer declare
Test Software of EUT:	Manufacturer declare
Antenna Type and Gain:	Type :Integral Gain :1.4dBi
AC Adapter:	Model No.:RSS1006-150050-S Input: 100-240V ~ 50/60Hz 0.6A Output: 5.0V 3.0A Output Power:15.0W MAX.
Adapter cable:	190cm



### **4.3 Test Location**

All tests were performed at:

SGS-CSTC Standards Technical Services Co., Ltd. Shenzhen Branch E&E Lab

No. 1 Workshop, M-10, Middle section, Science & Technology Park, Shenzhen, Guangdong, China  
518057

Telephone: +86 (0) 755 2601 2053 Fax: +86 (0) 755 2671 0594

No tests were sub-contracted.

### **4.4 Test Facility**

The test facility is recognized, certified, or accredited by the following organizations:

- **CNAS (No. CNAS L2929)**

CNAS has accredited SGS-CSTC Standards Technical Services Co., Ltd. Shenzhen Branch EMC Lab to ISO/IEC 17025:2005 General Requirements for the Competence of Testing and Calibration Laboratories (CNAS-CL01 Accreditation Criteria for the Competence of Testing and Calibration Laboratories) for the competence in the field of testing.

- **VCCI**

The 3m Semi-anechoic chamber, Full-anechoic Chamber and Shielded Room (7.5m x 4.0m x 3.0m) of SGS-CSTC Standards Technical Services Co., Ltd. have been registered in accordance with the Regulations for Voluntary Control Measures with Registration No.: R-2197, G-416, T-1153 and C-2383 respectively.

- **FCC – Registration No.: 556682**

SGS-CSTC Standards Technical Services Co., Ltd., Shenzhen EMC Laboratory has been registered and fully described in a report filed with the (FCC) Federal Communications Commission. The acceptance letter from the FCC is maintained in our files. Registration No.: 556682.

- **Industry Canada (IC)**

Two 3m Semi-anechoic chambers of SGS-CSTC Standards Technical Services Co., Ltd. have been registered by Certification and Engineering Bureau of Industry Canada for radio equipment testing with Registration No.: 4620C-1 & 4620C-2.

### **4.5 Deviation from Standards**

None.

### **4.6 Abnormalities from Standard Conditions**

None.

### **4.7 Other Information Requested by the Customer**

None.



## 5 RF Exposure Evaluation

### 5.1 RF Exposure Compliance Requirement

#### 5.1.1 Limits

According to FCC Part1.1310: The criteria listed in the following table shall be used to evaluate the environment impact of human exposure to radio frequency (RF) radiation as specified in part1.1307(b)

TABLE 1—LIMITS FOR MAXIMUM PERMISSIBLE EXPOSURE (MPE)

Frequency range (MHz)	Electric field strength (V/m)	Magnetic field strength (A/m)	Power density (mW/cm <sup>2</sup> )	Averaging time (minutes)
<b>(A) Limits for Occupational/Controlled Exposures</b>				
0.3–3.0 .....	614	1.63	*(100)	6
3.0–30 .....	1842/f	4.89/f	*(900/f <sup>2</sup> )	6
30–300 .....	61.4	0.163	1.0	6
300–1500 .....	.....	.....	f/300	6
1500–100,000 .....	.....	.....	5	6
<b>(B) Limits for General Population/Uncontrolled Exposure</b>				
0.3–1.34 .....	614	1.63	*(100)	30
1.34–30 .....	824/f	2.19/f	*(180/f <sup>2</sup> )	30
30–300 .....	27.5	0.073	0.2	30
300–1500 .....	.....	.....	f/1500	30
1500–100,000 .....	.....	.....	1.0	30

F= Frequency in MHz

Friis Formula

Friis transmission formula:  $P_d = (P_{out} * G) / (4 * \pi * R^2)$

Where

$P_d$  = power density in mW/cm<sup>2</sup>

$P_{out}$  = output power to antenna in mW

G = gain of antenna in linear scale

$\pi$  = 3.1416

R = distance between observation point and center of the radiator in cm

$P_d$  is the limit of MPE, 1 mW/cm<sup>2</sup>. If we know the maximum gain of the antenna and the total power input to the antenna, through the calculation, we will know the distance r where the MPE limit is reached.

#### 5.1.2 Test Procedure

Software provided by client enabled the EUT to transmit and receive data at lowest, middle and highest channel individually.



### 4.1.3 EUT RF Exposure Evaluation

Antenna Gain: 1.4dBi

Antenna Gain: The maximum Gain measured in fully anechoic chamber is 1.3804 in linear scale.

Output Power Into Antenna & RF Exposure Evaluation Distance:

Channel	Frequency (MHz)	Max Conducted Peak Output Power (dBm)	Output Power to Antenna (mW)	Power Density at R = 20 cm (mW/cm <sup>2</sup> )	Limit	Result
Lowest	2402	4.42	2.7669	0.00076	1.0	PASS

Note: Refer to report No. SZEM140900493901 for EUT test Max Conducted Peak Output Power value. The distance r (4th column) calculated from the Fries transmission formula is far greater than 20 cm separation requirement.