

EUT Test Setup Photographs


1.1 Radiated Spurious Emission below 1 GHz Front View




1.2 Radiated Spurious Emission below 1 GHz Rear View



1.3 Radiated Spurious Emission 1-18GHz at 1 meter Front View



1.4 Radiated Spurious Emission 1-18GHz at 1 meter Rear View



1.5 Radiated Spurious Emission 18-26.5 GHz at 1 meter Front View




1.6 Radiated Spurious Emission 18-26.5 GHz at 1 meter Rear View



1.7 Radiated Spurious Emission 26.5-40 GHz at 1 meter Front View




1.8 Radiated Spurious Emission 26.5-40 GHz at 1 meter Rear View



1.9 Radiated Spurious Emission 40-60 GHz at 1 meter Front View



1.10 Radiated Spurious Emission 40-60 GHz at 1 meter Rear View



1.11 Radiated Spurious Emission 60-90 GHz at 1 meter Front View



1.12 Radiated Spurious Emission 60-90 GHz at 1 meter Rear View



1.13 Radiated Spurious Emission 60-90 GHz at 1 meter Front View



1.14 Radiated Spurious Emission 60-90 GHz at 1 meter Rear View



1.15 Radiated Spurious Emission 90-200 GHz at 1 meter Front View



1.16 Radiated Spurious Emission 90-200 GHz at 1 meter Rear View

