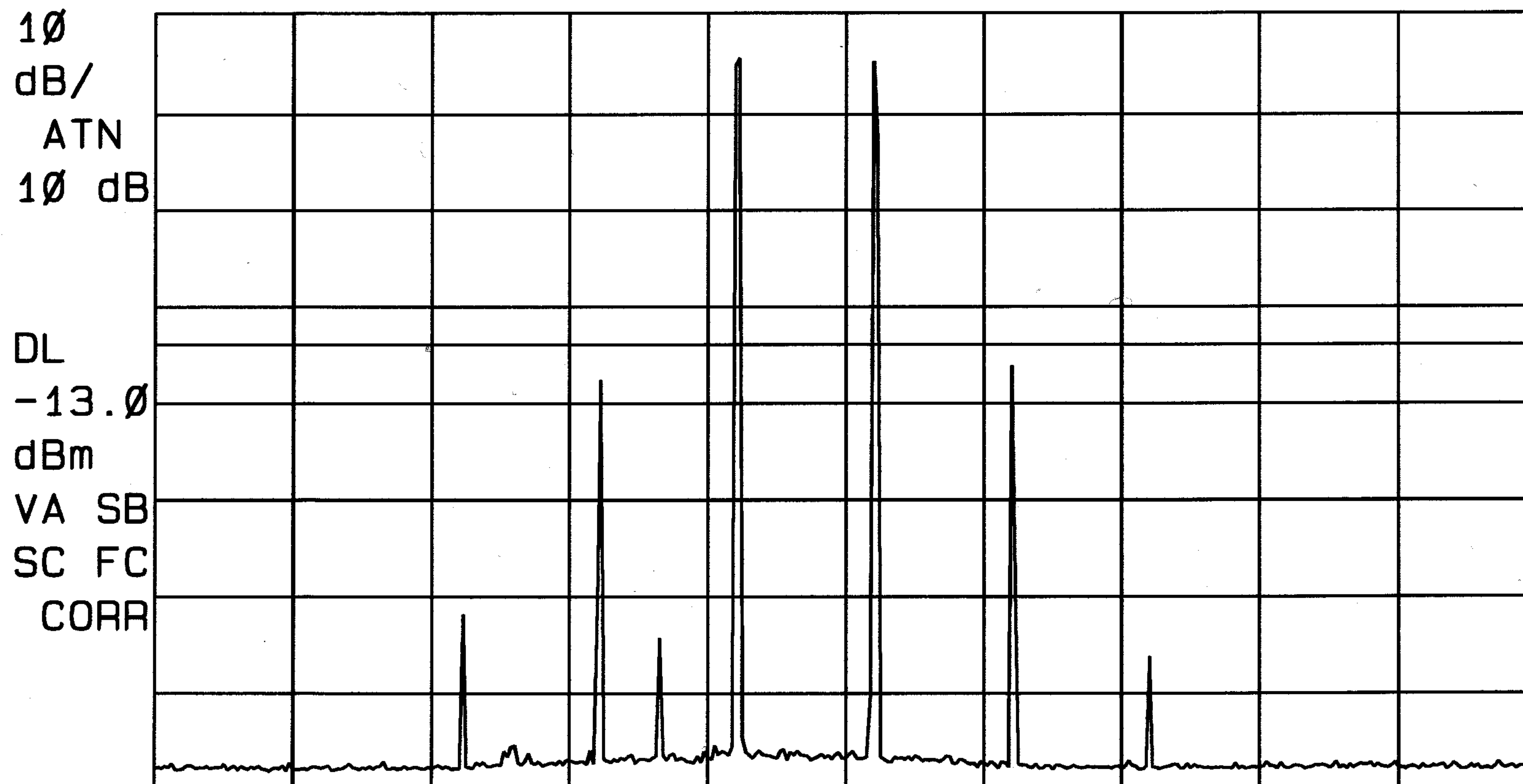


15:51:20 OCT 04, 2000  
FOXCOM LITENNA CDMA/TDMA/AMPS 800

ACTV DET: PEAK  
MEAS DET: PEAK QP AVG

REF OFFST 21.2 dB  
LOG REF 21.2 dBm



CENTER 890.0 MHz

#IF BW 30 kHz

AVG BW 30 kHz

SPAN 100.0 MHz

SWP 333 msec

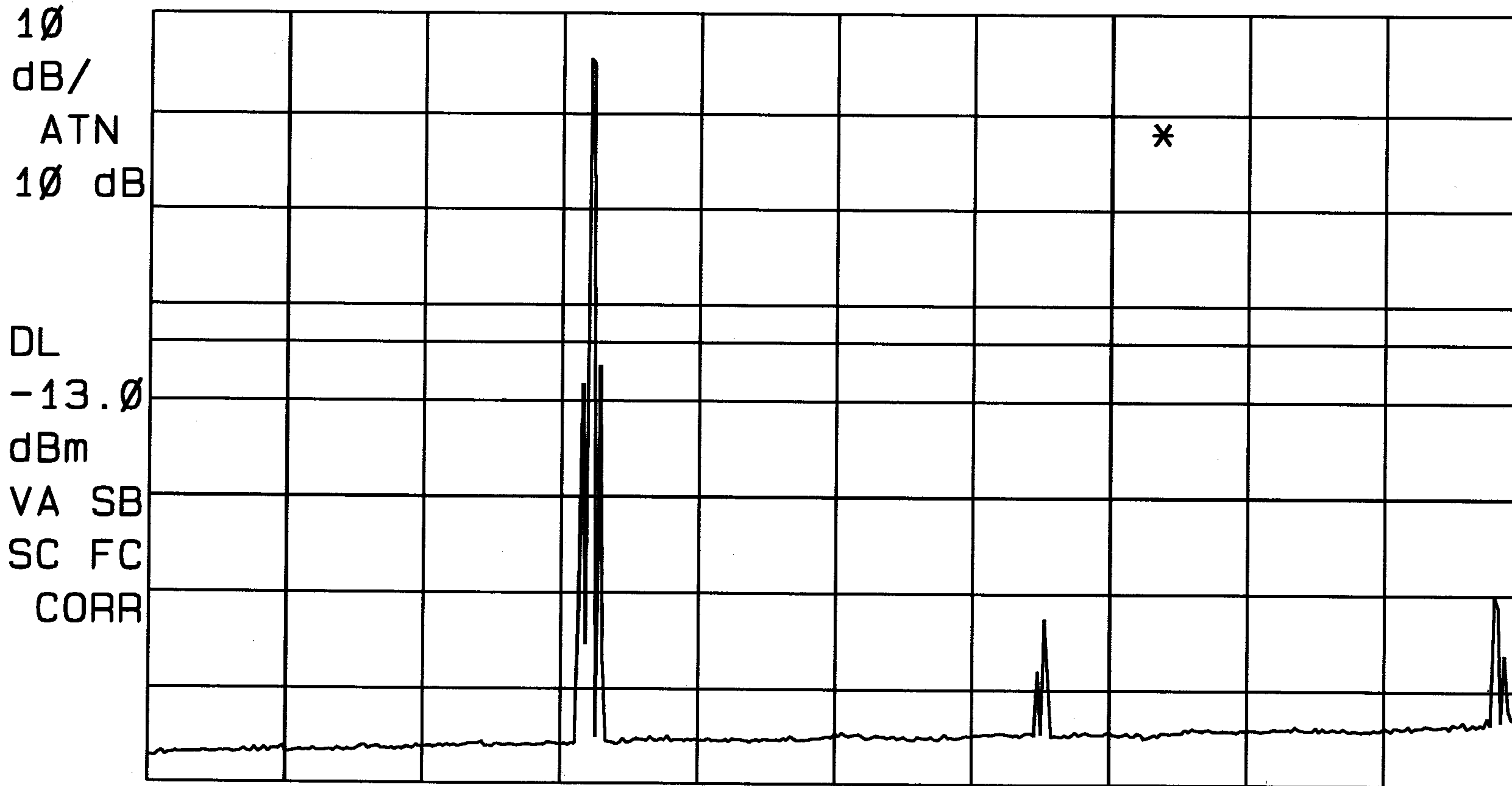
1/F

15:53:36 OCT 04, 2000  
HP FOXCOM LITENNA CDMA/TDMA/AMPS 800

ACTV DET: PEAK  
MEAS DET: PEAK QP AVG

2

LOG REF OFFST 21.2 dB  
REF 21.2 dBm



START 30 MHz STOP 2.694 GHz  
#IF BW 30 KHZ AVG BW 30 KHZ SWP 8.88 sec

HP 2

15:55:04 OCT 04, 2000  
FOXCOM LITENNA CDMA/TDMA/AMPS 800

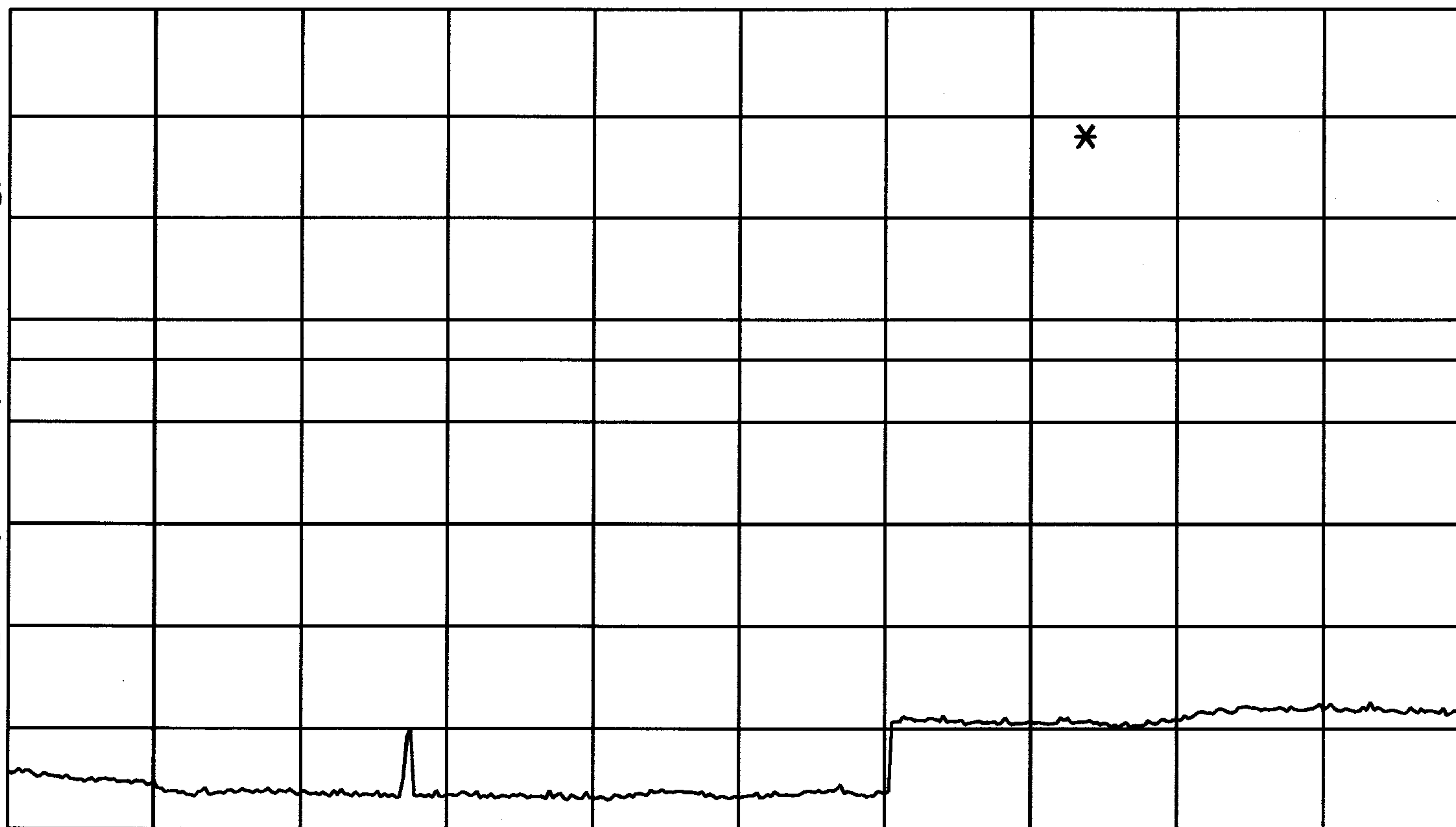
3

ACTV DET: PEAK  
MEAS DET: PEAK QP AVG

LOG REF OFFST 21.2 dB  
REF 21.2 dBm

10  
dB/  
ATN  
10 dB

DL  
-13.0  
dBm  
VA SB  
SC FC  
CORR



*[Handwritten mark]*

START 2.694 GHz

#IF BW 30 KHz

AVG BW 30 KHz

STOP 9.000 GHz

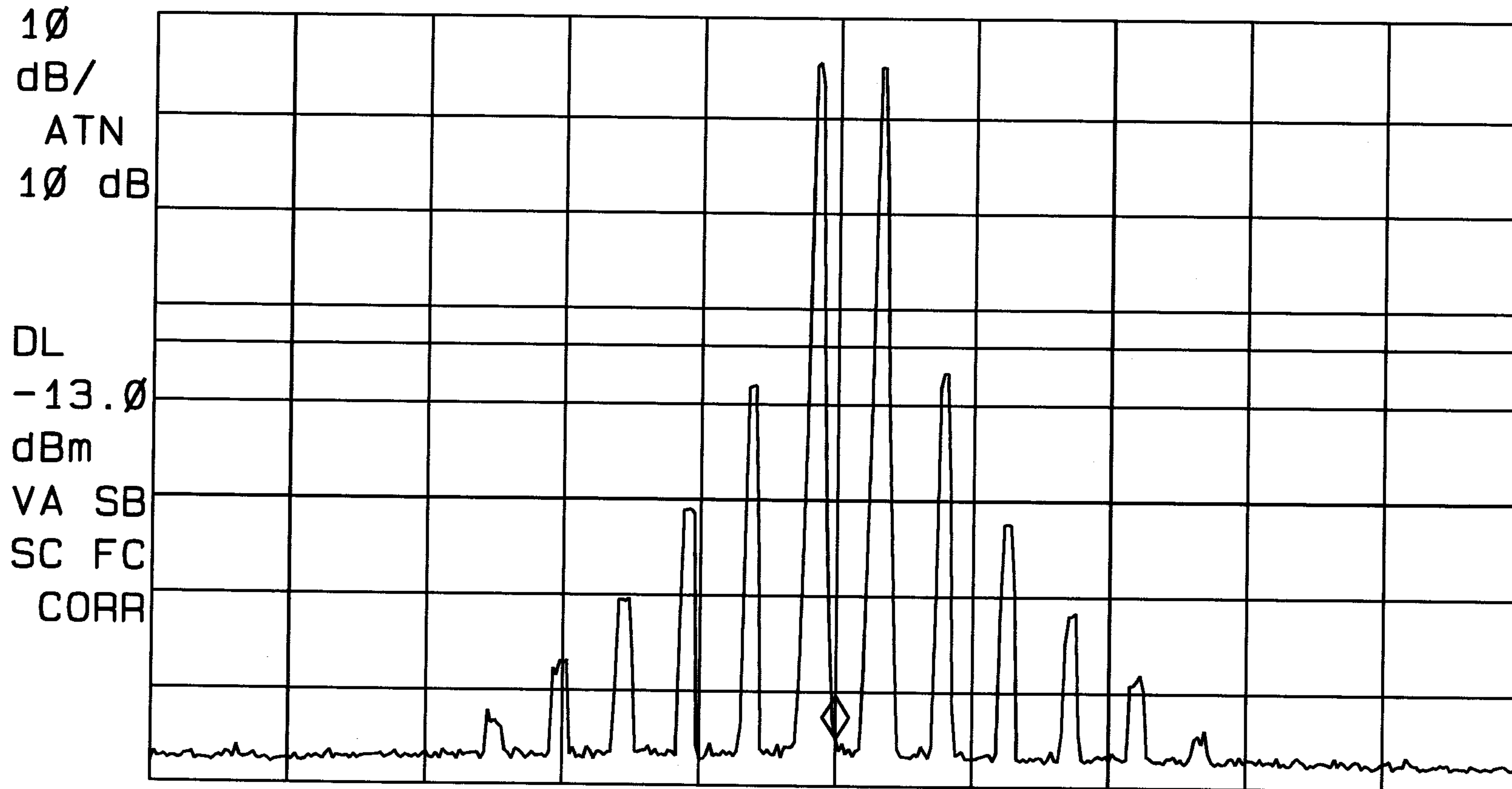
SWP 21.0 sec

16:01:08 OCT 04, 2000  
HP FOXCOM LITENNA CDMA/TDMA/AMPS 800

4

ACTV DET: PEAK  
MEAS DET: PEAK QP AVG  
MKR 891.40 MHz  
-53.74 dBm

REF OFFST 21.2 dB  
LOG REF 21.2 dBm



#

CENTER 891.40 MHz

#IF BW 30 kHz

AVG BW 30 kHz

SPAN 20.00 MHz

SWP 66.7 msec

15:58:37 OCT 04, 2000  
hp FOXCOM LITENNA CDMA/TDMA/AMPS 800

5

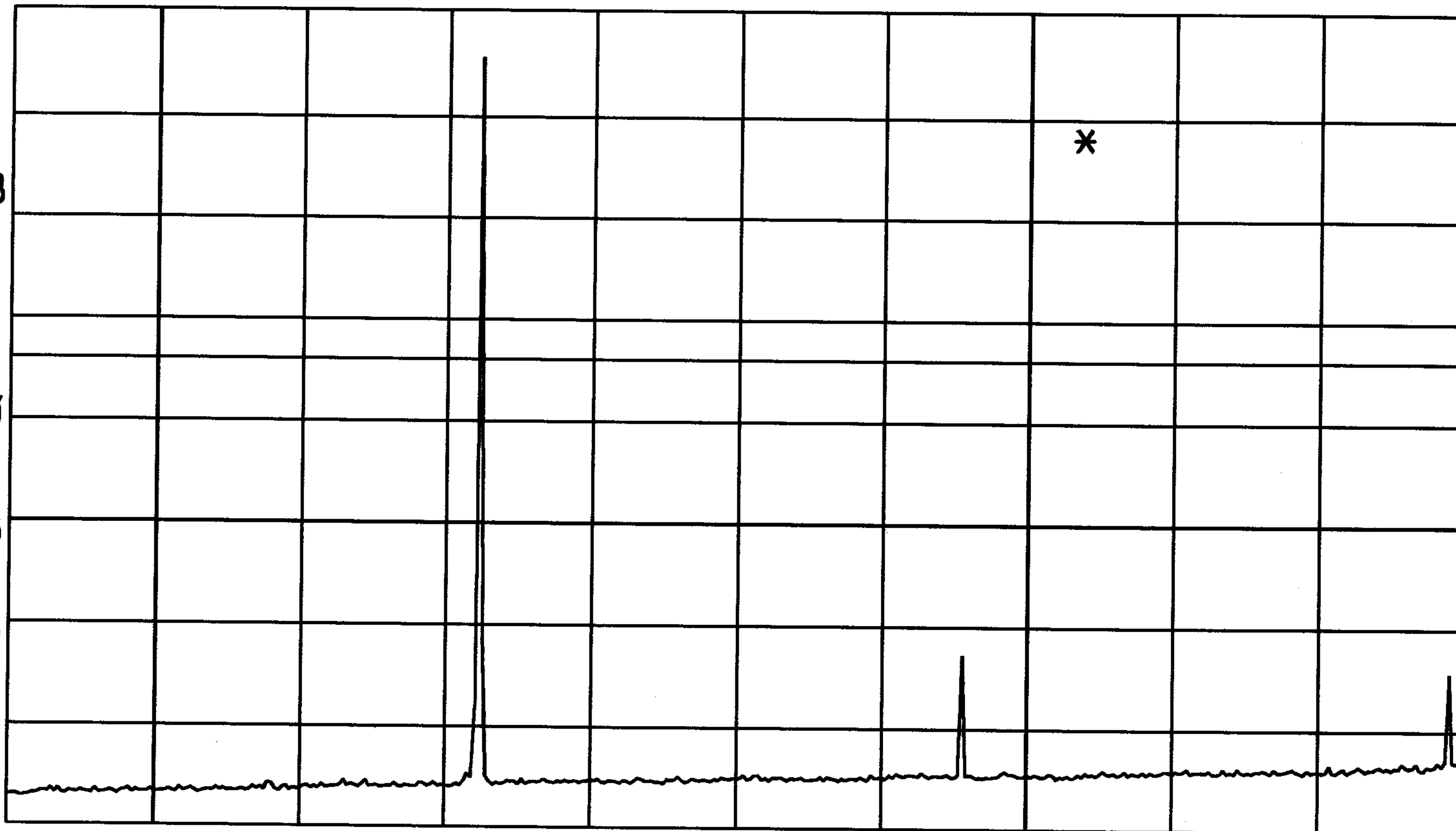
ACTV DET: PEAK  
MEAS DET: PEAK QP AVG

REF OFFST 21.2 dB

LOG REF 21.2 dBm

10  
dB/  
ATN  
10 dB

DL  
-13.0  
dBm  
VA SB  
SC FC  
CORR



START 30 MHz

#IF BW 30 kHz

AVG BW 30 kHz

STOP 2.694 GHz

SWP 8.88 sec

#A 5

15:57:30 OCT 04, 2000  
FOXCOM LITENNA CDMA/TDMA/AMPS 800

6

ACTV DET: PEAK  
MEAS DET: PEAK QP AVG

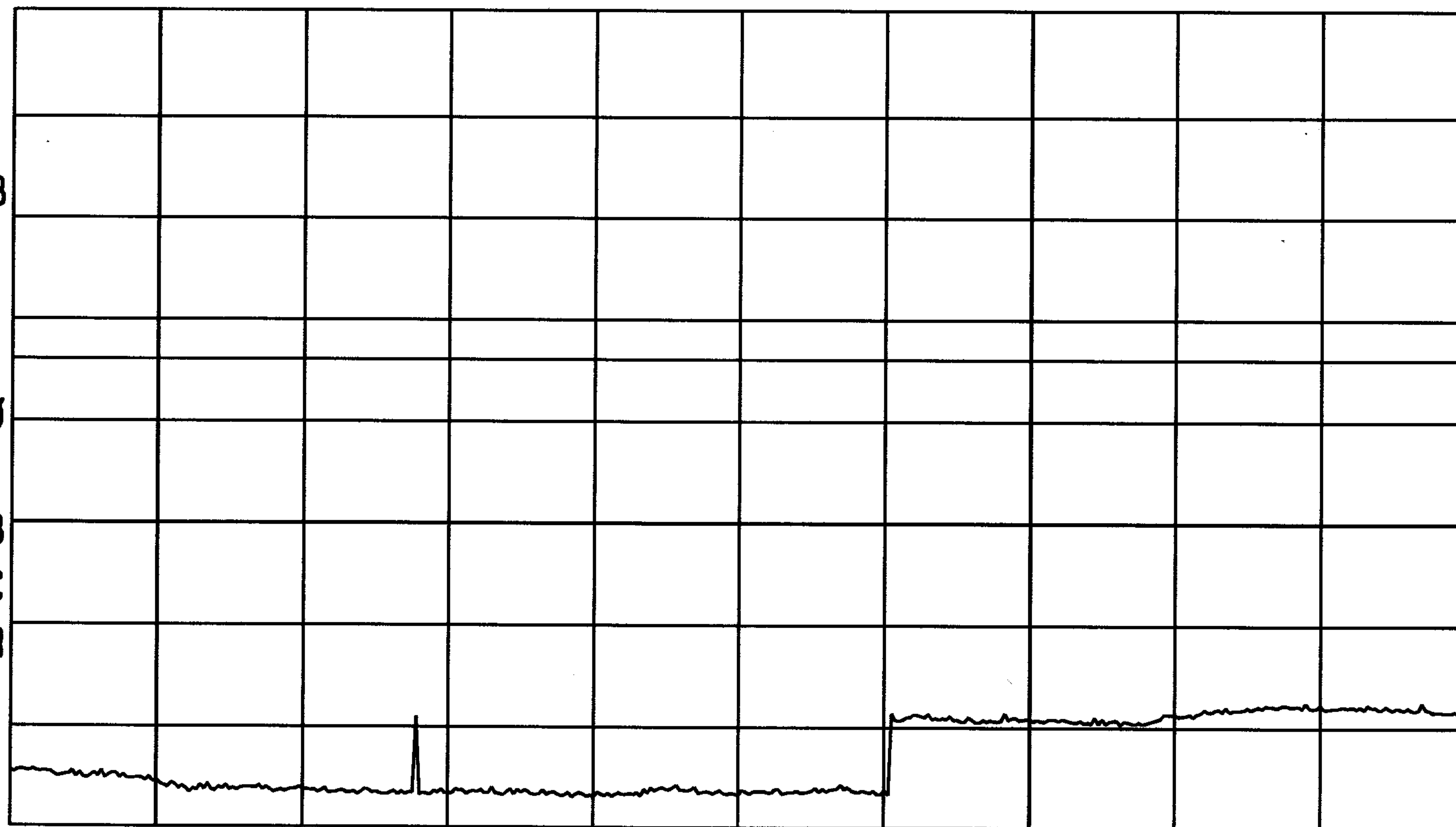
REF OFFST 21.2 dB

LOG REF 21.2 dBm

10  
dB/  
ATN  
10 dB

DL  
-13.0  
dBm

VA SB  
SC FC  
CORR



START 2.694 GHz

#IF BW 30 KHZ

AVG BW 30 KHZ

STOP 9.000 GHz

SWP 21.0 sec

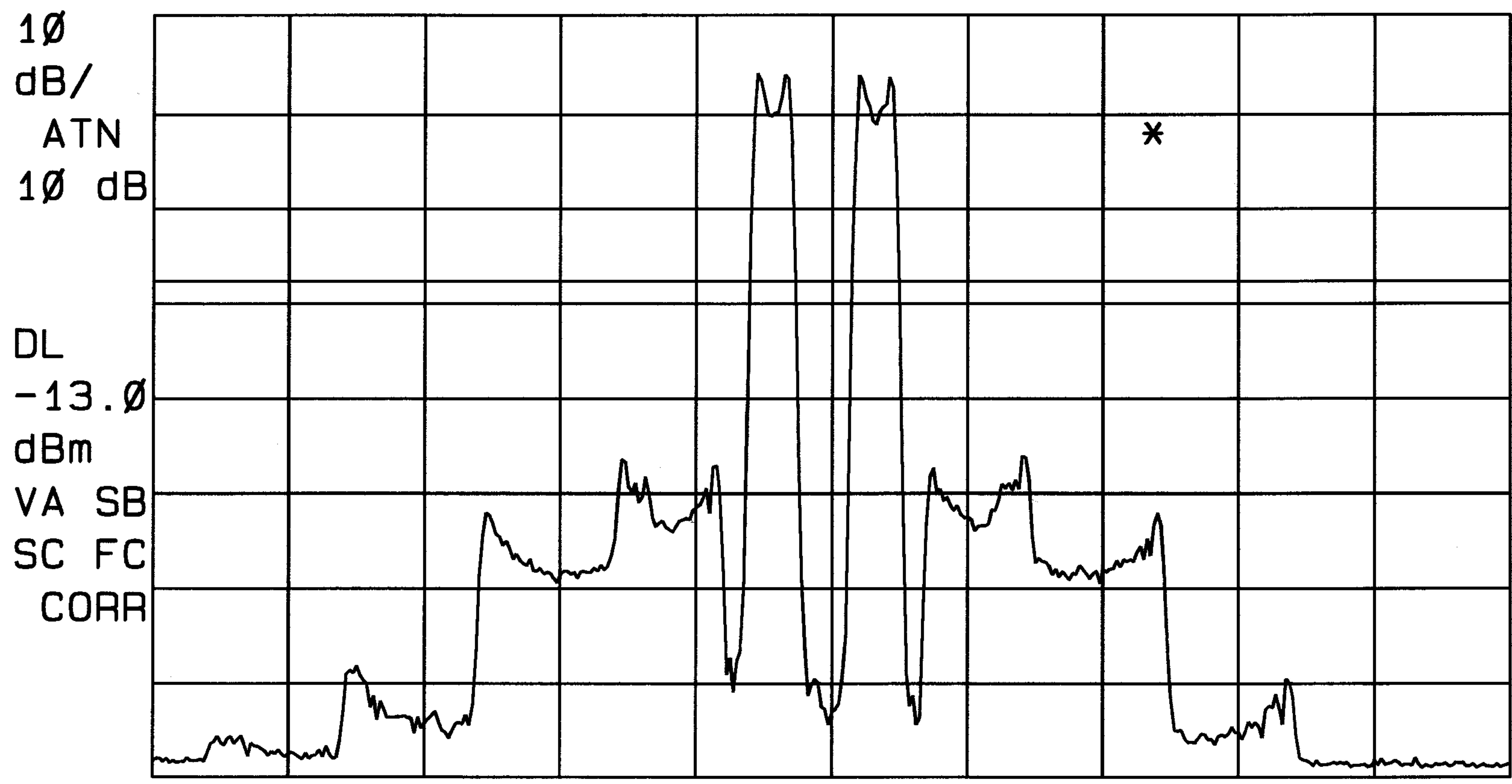
46

10:58:00 OCT 05, 2000  
FOXCOM LITENNA CDMA/TDMA/AMPS 800

ACTV DET: PEAK  
MEAS DET: PEAK QP AVG

REF OFFST 21.2 dB

LOG REF 15.0 dBm



CENTER 892.970 MHz

SPAN 1.000 MHz

#IF BW 1.0 KHZ

AVG BW 1 KHZ

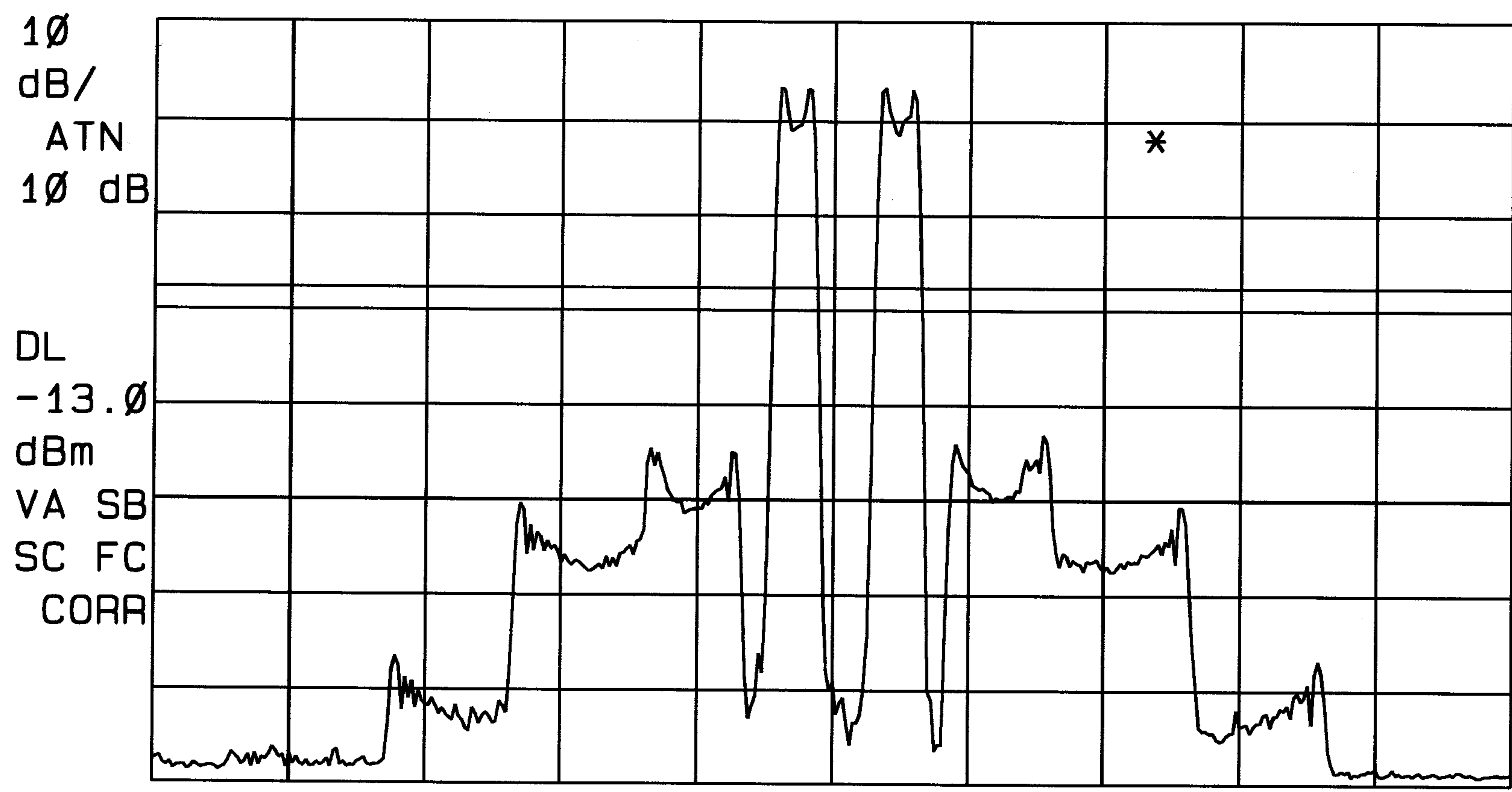
SWP 3.00 sec

10:59:47 OCT 05, 2000  
HP FOXCOM LITENNA CDMA/TDMA/AMPS 800

ACTV DET: PEAK  
MEAS DET: PEAK QP AVG

REF OFFST 21.2 dB

LOG REF 15.0 dBm



CENTER 870.030 MHz

#IF BW 1.0 KHZ

AVG BW 1 KHZ

SPAN 1.000 MHz

SWP 3.00 sec



11:01:21 OCT 05, 2000  
FOXCOM LITENNA CDMA/TDMA/AMPS 800

ACTV DET: PEAK  
MEAS DET: PEAK QP AVG

REF OFFST 21.2 dB

LOG REF 15.0 dBm

10  
dB/  
ATN  
10 dB

DL  
-13.0  
dBm  
VA SB  
SC FC  
CORR



CENTER 870.50 MHz  
#IF BW 30 KHZ

AVG BW 30 KHZ

SPAN 10.00 MHz  
SWP 33.3 msec

11:05:18 OCT 05, 2000  
FOXCOM LITENNA CDMA/TDMA/AMPS 800

10

ACTV DET: PEAK  
MEAS DET: PEAK QP AVG

REF OFFST 21.2 dB

LOG REF 15.0 dBm

10  
dB/  
ATN  
10 dB

DL  
-13.0  
dBm  
VA SB  
SC FC  
CORR



CENTER 892.50 MHz

#IF BW 30 KHz

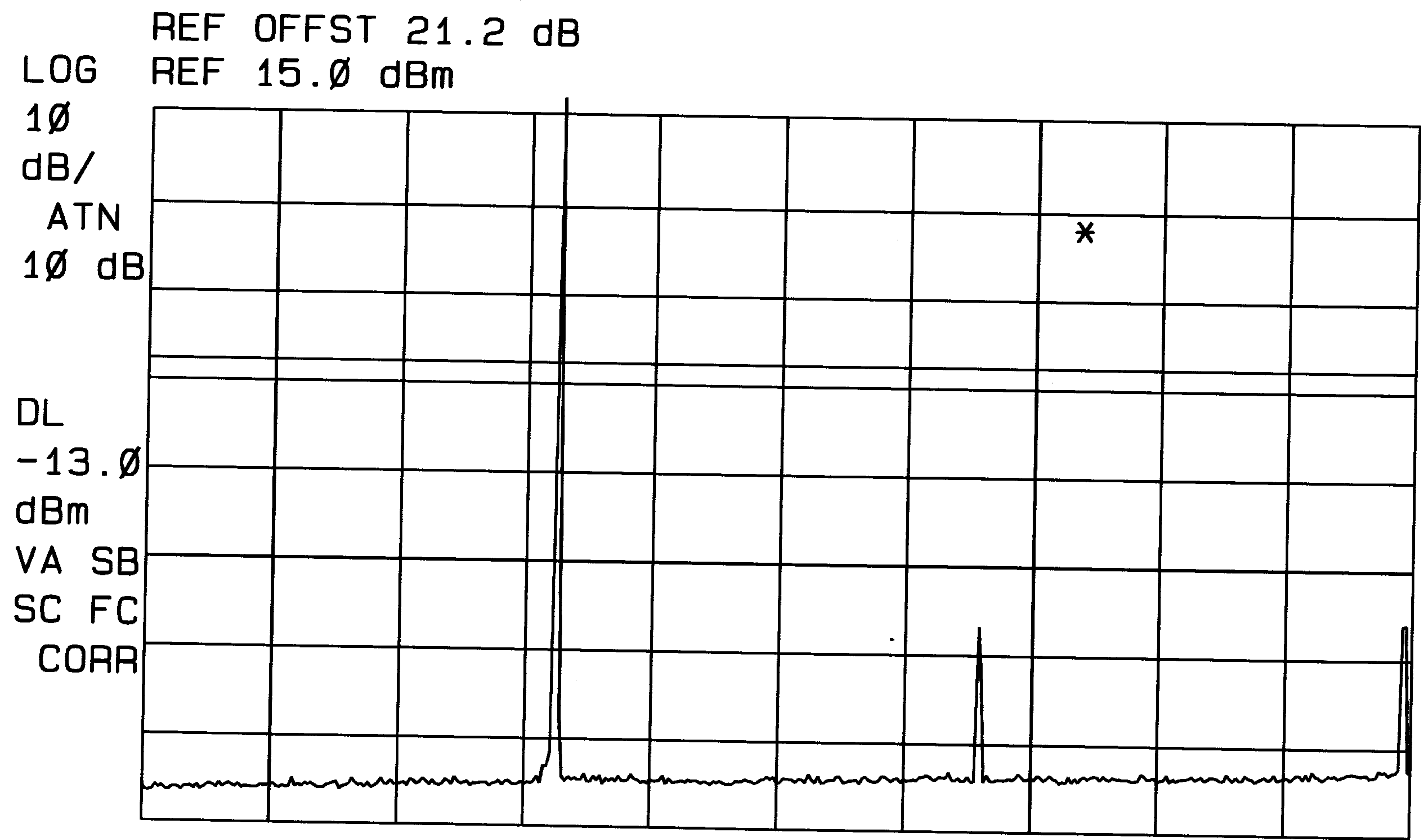
AVG BW 30 KHz

SPAN 10.00 MHz

SWP 33.3 msec

11:06:27 OCT 05, 2000  
FOXCOM LITENNA CDMA/TDMA/AMPS 800

ACTV DET: PEAK  
MEAS DET: PEAK QP AVG

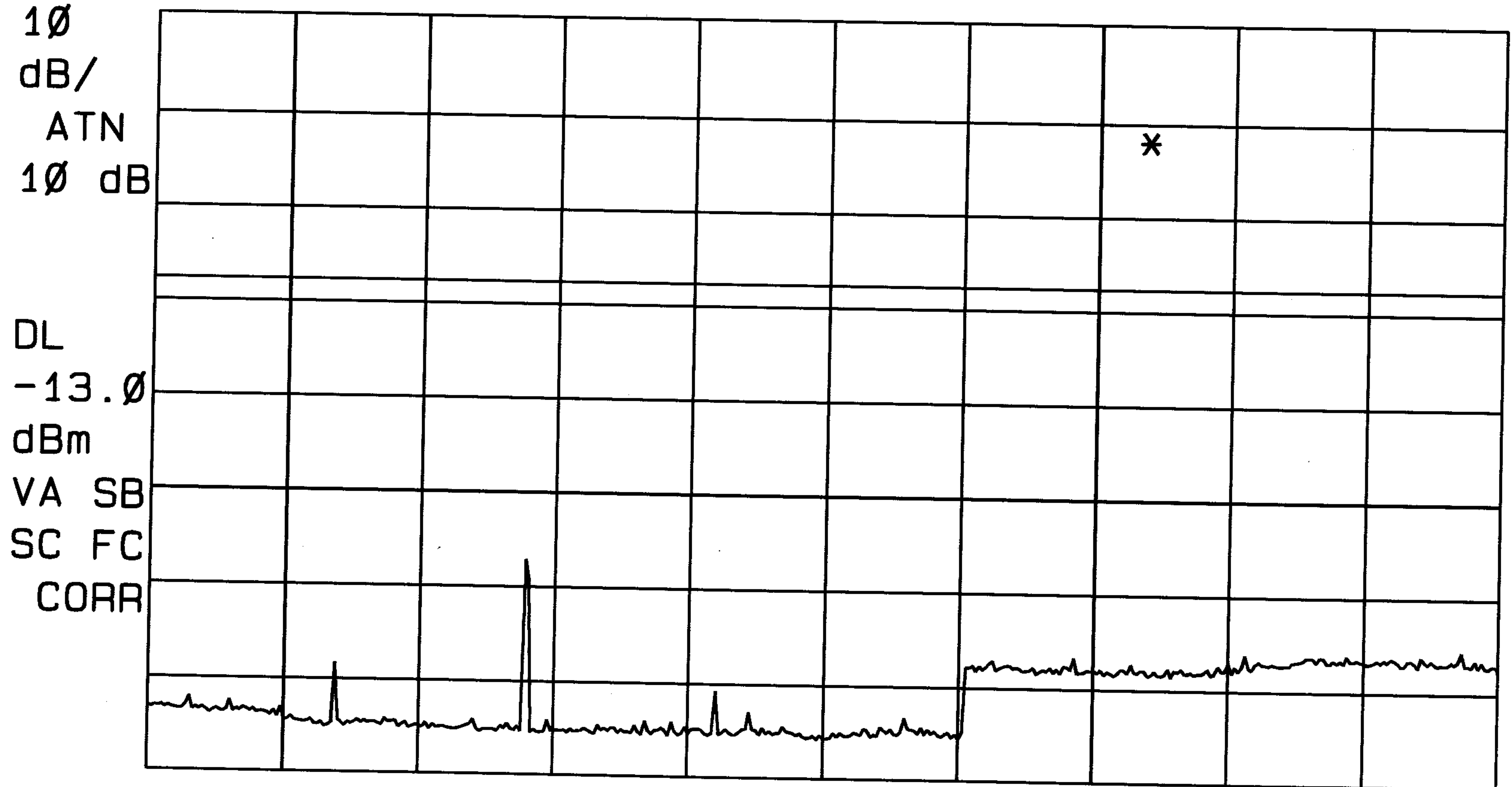


START 30 MHz  
#IF BW 30 KHZ  
AVG BW 30 KHZ  
STOP 2.694 GHz  
SWP 8.88 sec

11:07:26 OCT 05, 2000  
FOXCOM LITENNA CDMA/TDMA/AMPS 800

ACTV DET: PEAK  
MEAS DET: PEAK QP AVG

LOG REF OFFST 21.2 dB  
REF 15.0 dBm

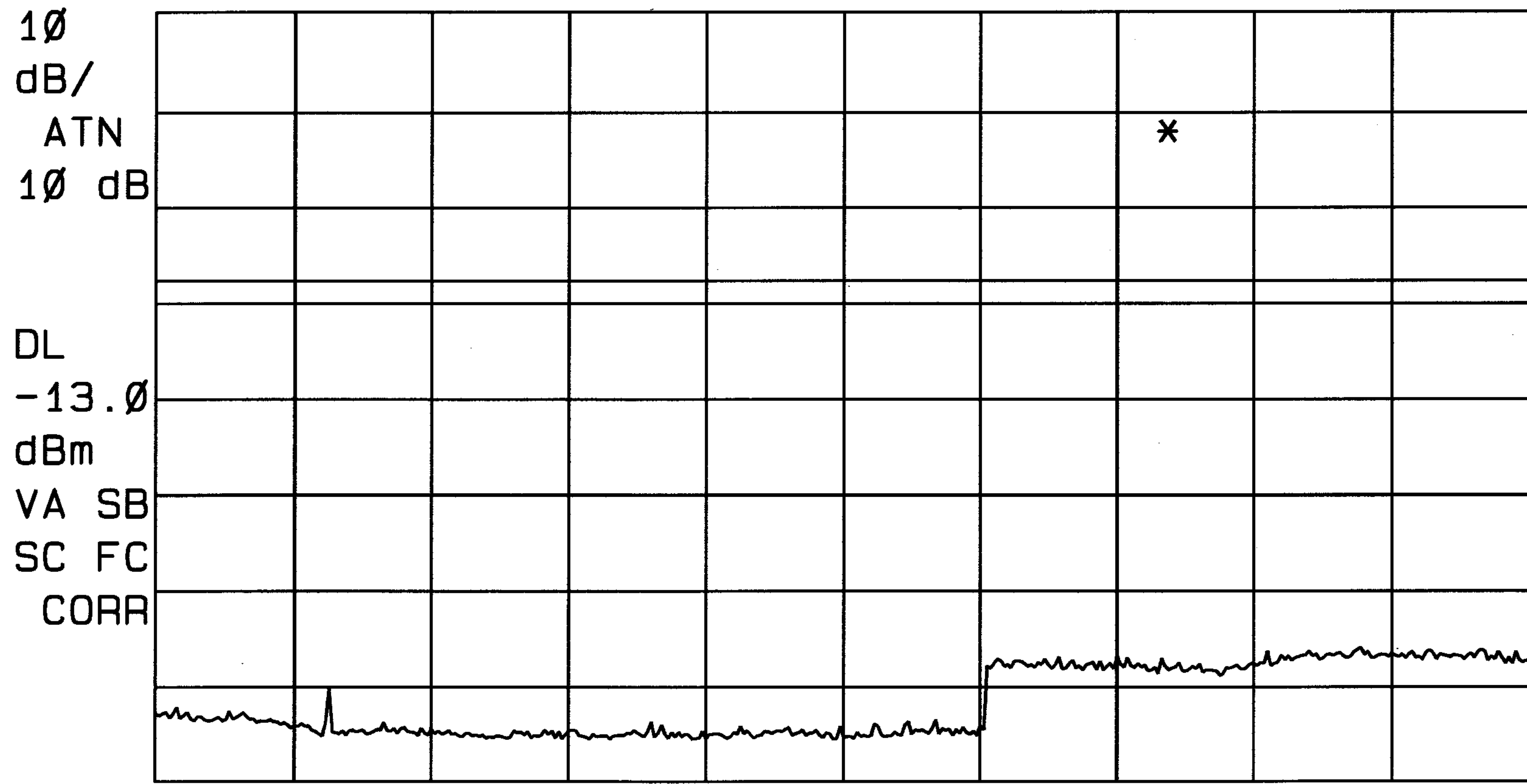


START 2.694 GHz STOP 9.000 GHz  
#IF BW 30 KHZ AVG BW 30 KHZ SWP 21.0 sec

11:09:23 OCT 05, 2000  
FOXCOM LITENNA CDMA/TDMA/AMPS 800

ACTV DET: PEAK  
MEAS DET: PEAK QP AVG

LOG REF OFFST 21.2 dB  
REF 15.0 dBm

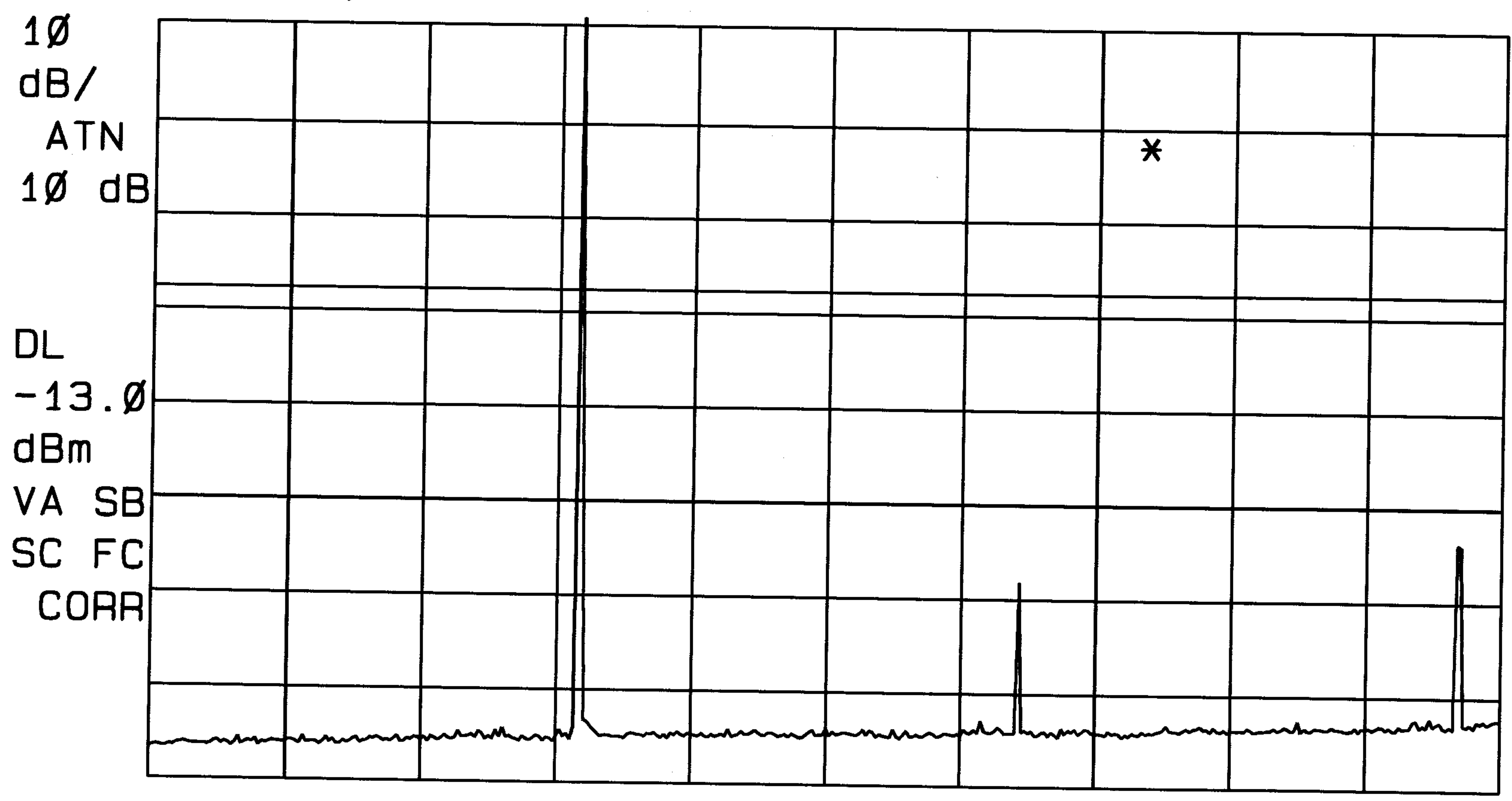


START 2.694 GHz STOP 9.000 GHz  
#IF BW 30 KHz AVG BW 30 KHz SWP 21.0 sec

11: 10: 12 OCT 05, 2000  
FOXCOM LITENNA CDMA/TDMA/AMPS 800

ACTV DET: PEAK  
MEAS DET: PEAK QP AVG

REF OFFST 21.2 dB  
LOG REF 15.0 dBm



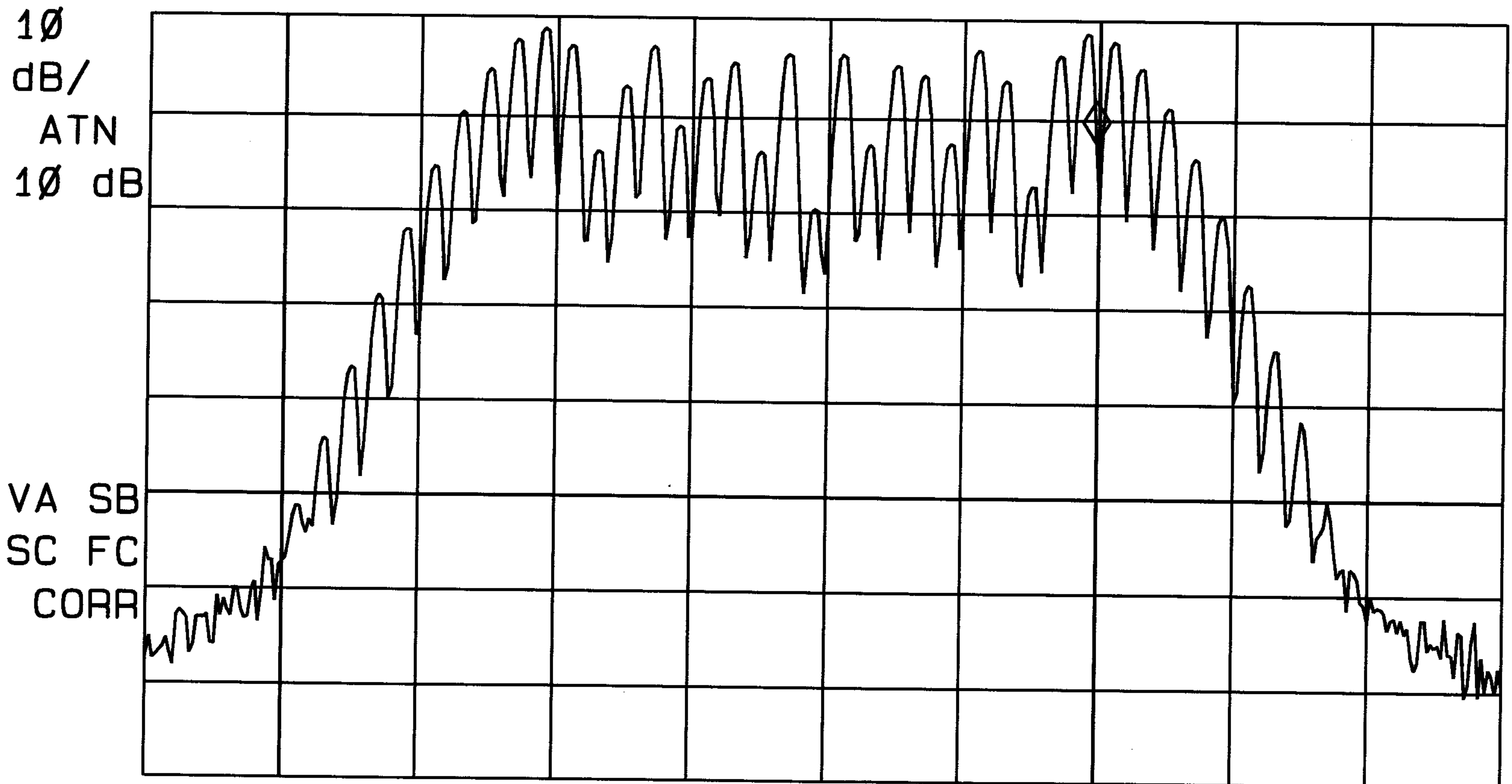
START 30 MHz  
#IF BW 30 kHz  
AVG BW 30 kHz  
STOP 2.694 GHz  
SWP 8.88 sec

11:54:36 OCT 05, 2000  
FOXCOM LITENNA CDMA/TDMA/AMPS 800

15

ACTV DET: PEAK  
MEAS DET: PEAK QP AVG  
MKR 892.00988 MHz  
-1.84 dBm

LOG REF 11.0 dBm  
REF OFFST 21.2 dB



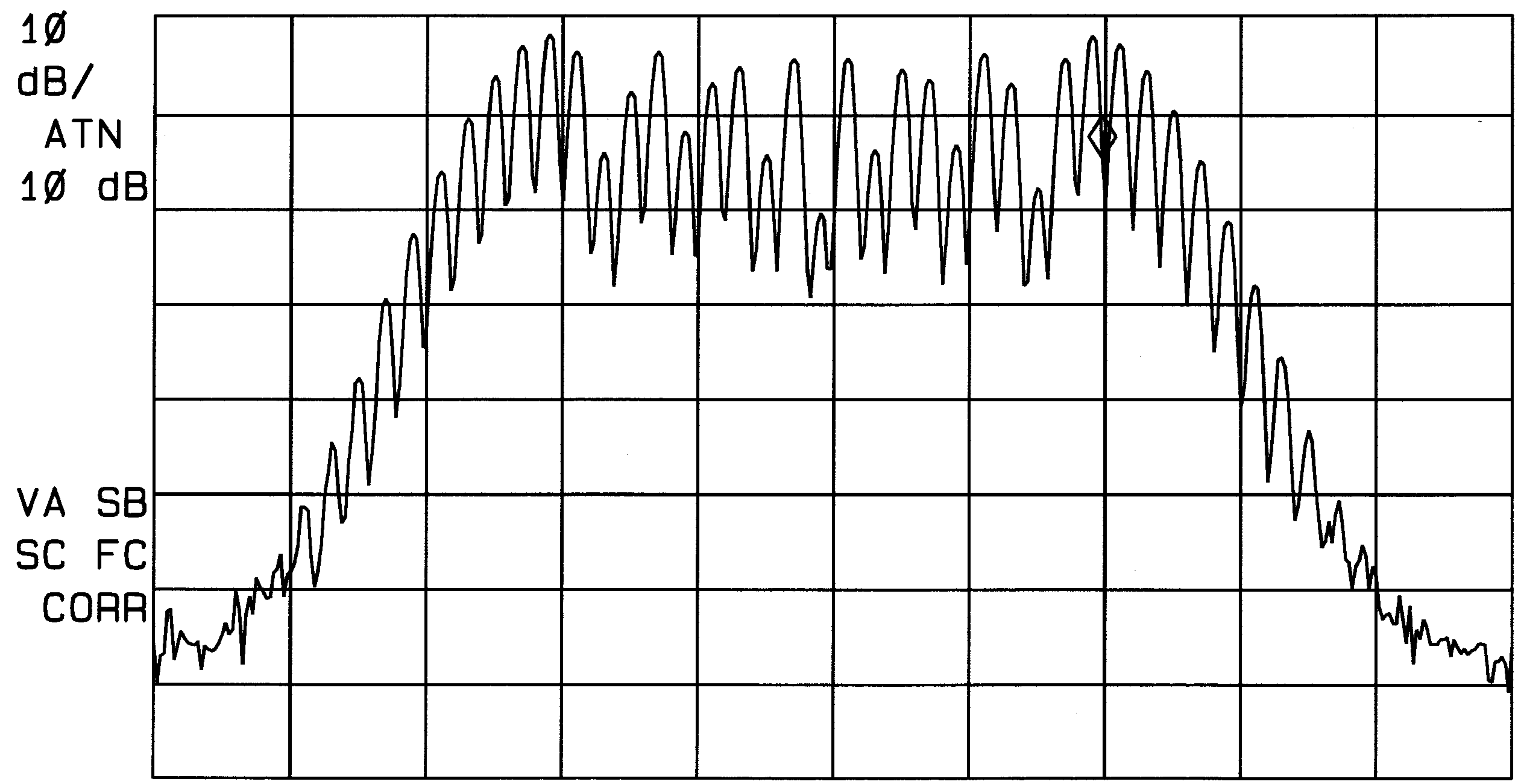
CENTER 892.00000 MHz SPAN 50.00 kHz  
#IF BW 300 Hz AVG BW 300 Hz SWP 1.67 sec

11:58:46 OCT 05, 2000  
hp FOXCOM LITENNA CDMA/TDMA/AMPS 800

ACTV DET: PEAK  
MEAS DET: PEAK QP AVG  
MKR 892.00988 MHz  
-17.92 dBm

REF OFFST 21.2 dB

LOG REF -3.0 dBm



CENTER 892.00000 MHz

SPAN 50.00 kHz

#IF BW 300 Hz

AVG BW 300 Hz

SWP 1.67 sec



10:38:17 OCT 10, 2000  
HP FOXCOM LITENNA CDMA/TDMA/AMPS 800

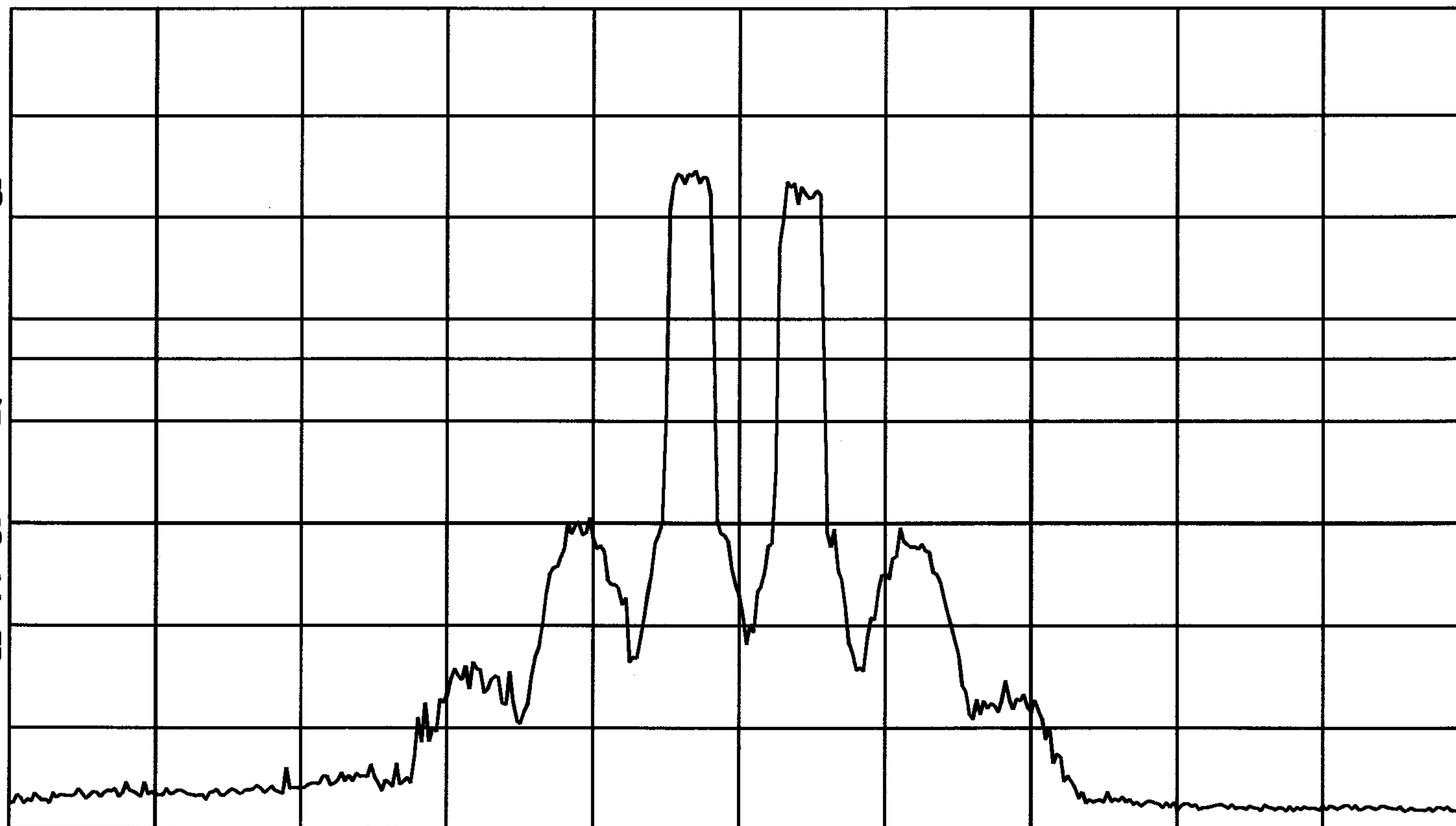
ACTV DET: PEAK  
MEAS DET: PEAK QP AVG

REF OFFST 21.2 dB

LOG REF 21.2 dBm

10  
dB/  
ATN  
10 dB

DL  
-13.0  
dBm  
VA SB  
SC FC  
CORR



CENTER 890.05 MHz

#IF BW 30 KHZ

AVG BW 30 KHZ

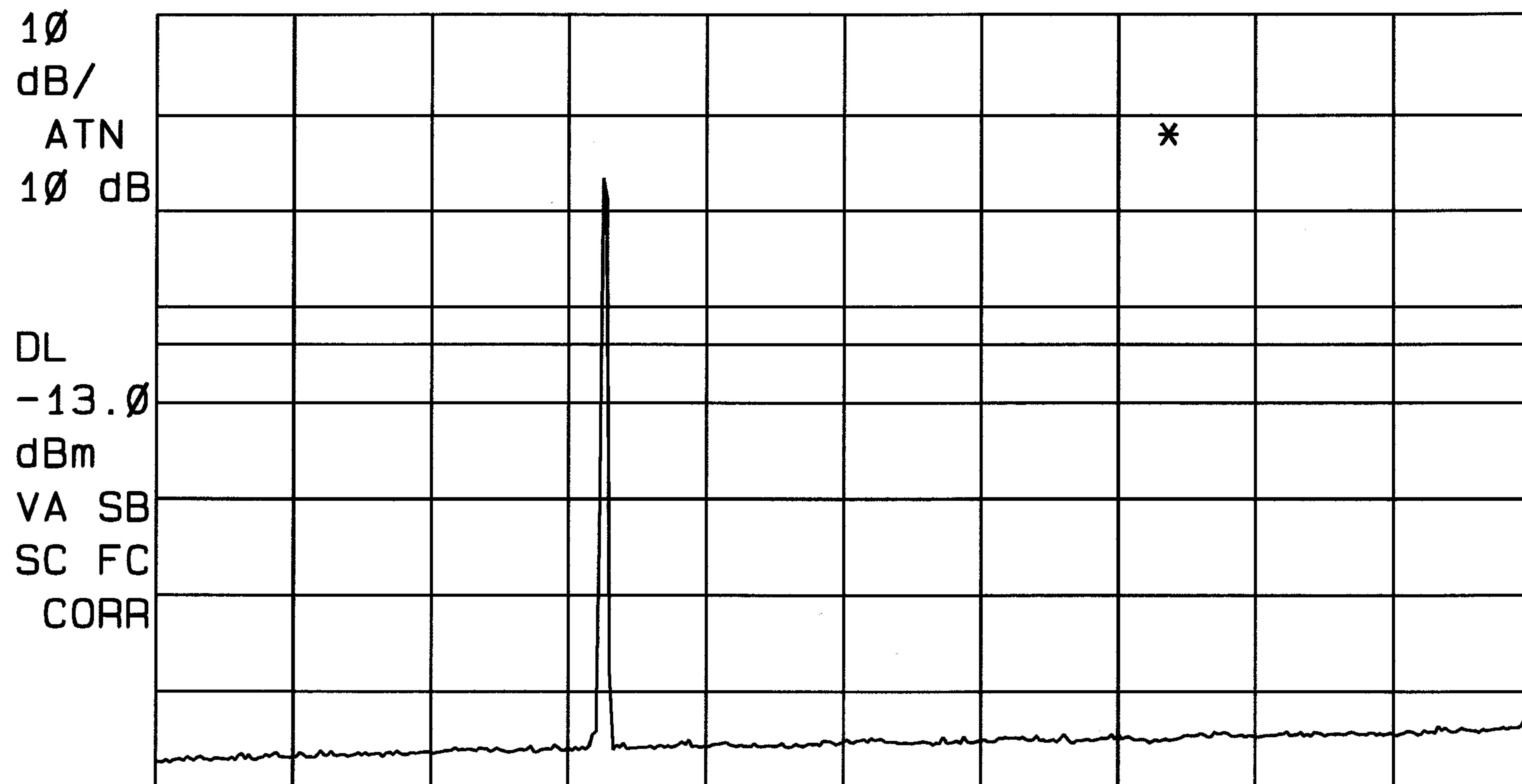
SPAN 50.00 MHz

SWP 167 msec

10:47:31 OCT 10, 2000  
FOXCOM LITENNA CDMA/TDMA/AMPS 800

ACTV DET: PEAK  
MEAS DET: PEAK QP AVG

REF OFFST 21.2 dB  
LOG REF 21.2 dBm



START 30 MHz

STOP 2.679 GHz

#IF BW 30 KHz

AVG BW 30 KHz

SWP 8.83 sec

10:49:46 OCT 10, 2000  
FOXCOM LITENNA CDMA/TDMA/AMPS 800

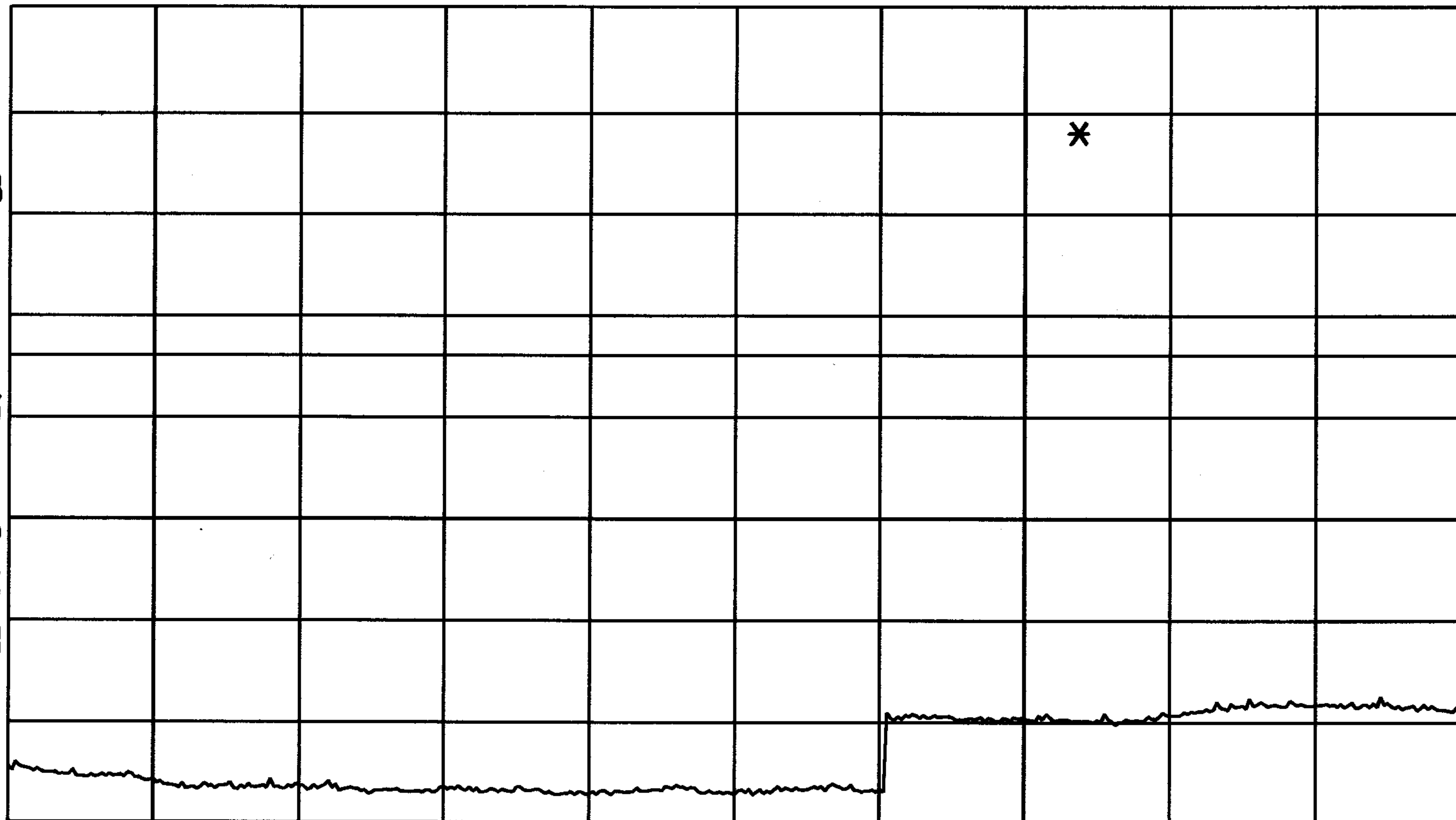
ACTV DET: PEAK  
MEAS DET: PEAK QP AVG

REF OFFST 21.2 dB

LOG REF 21.2 dBm

10  
dB/  
ATN  
10 dB

DL  
-13.0  
dBm  
VA SB  
SC FC  
CORR



START 2.679 GHz

#IF BW 30 KHz

AVG BW 30 KHz

STOP 9.000 GHz

SWP 21.1 sec

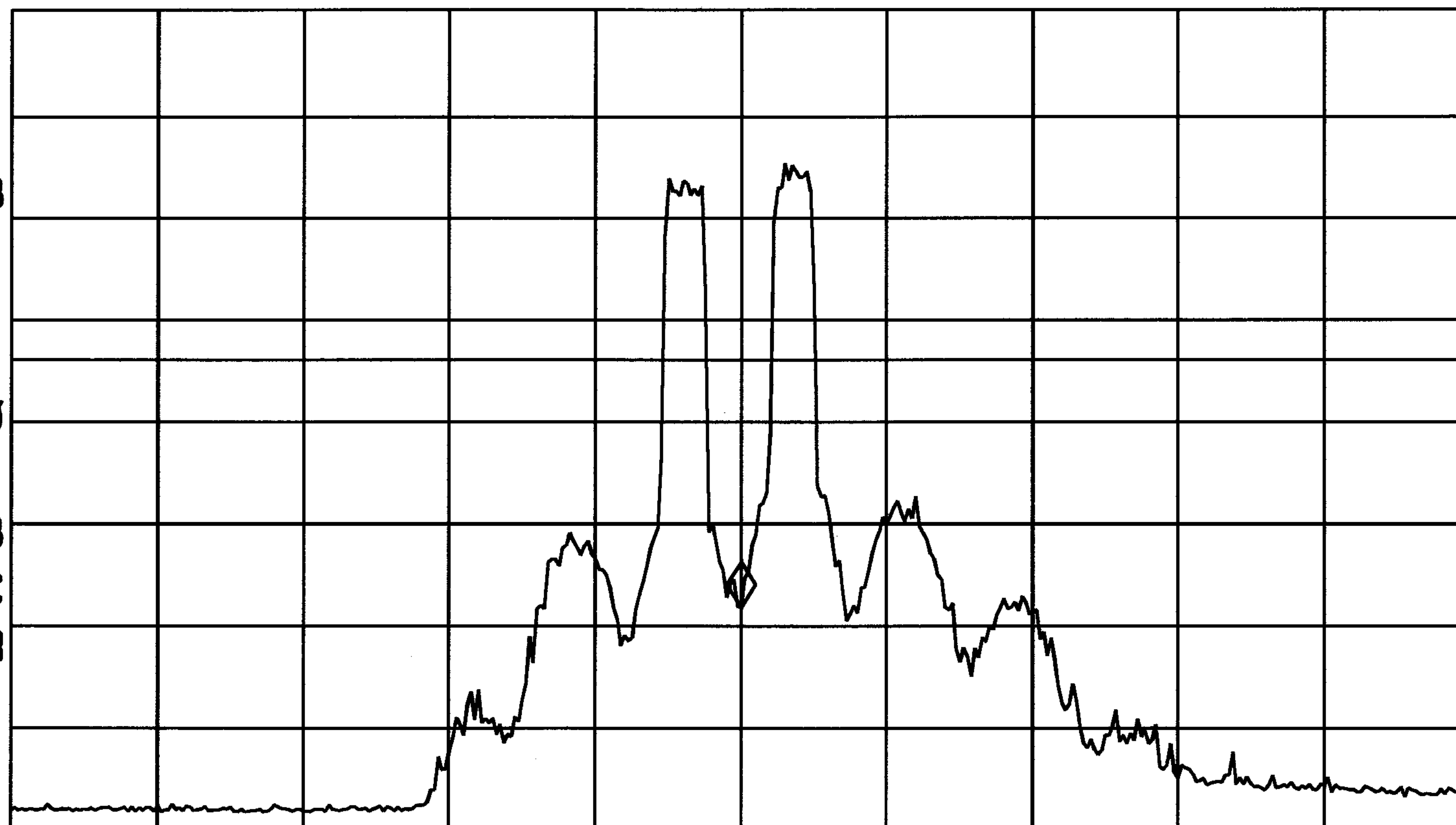
11:00:12 OCT 10, 2000  
FOXCOM LITENNA CDMA/TDMA/AMPS 800

ACTV DET: PEAK  
MEAS DET: PEAK QP AVG  
MKR 873.18 MHz  
-37.11 dBm

REF OFFST 21.2 dB

LOG REF 21.2 dBm

10  
dB/  
ATN  
10 dB  
  
DL  
-13.0  
dBm  
VA SB  
SC FC  
CORR



CENTER 873.18 MHz

#IF BW 30 KHz

AVG BW 30 KHz

SPAN 50.00 MHz

SWP 167 msec

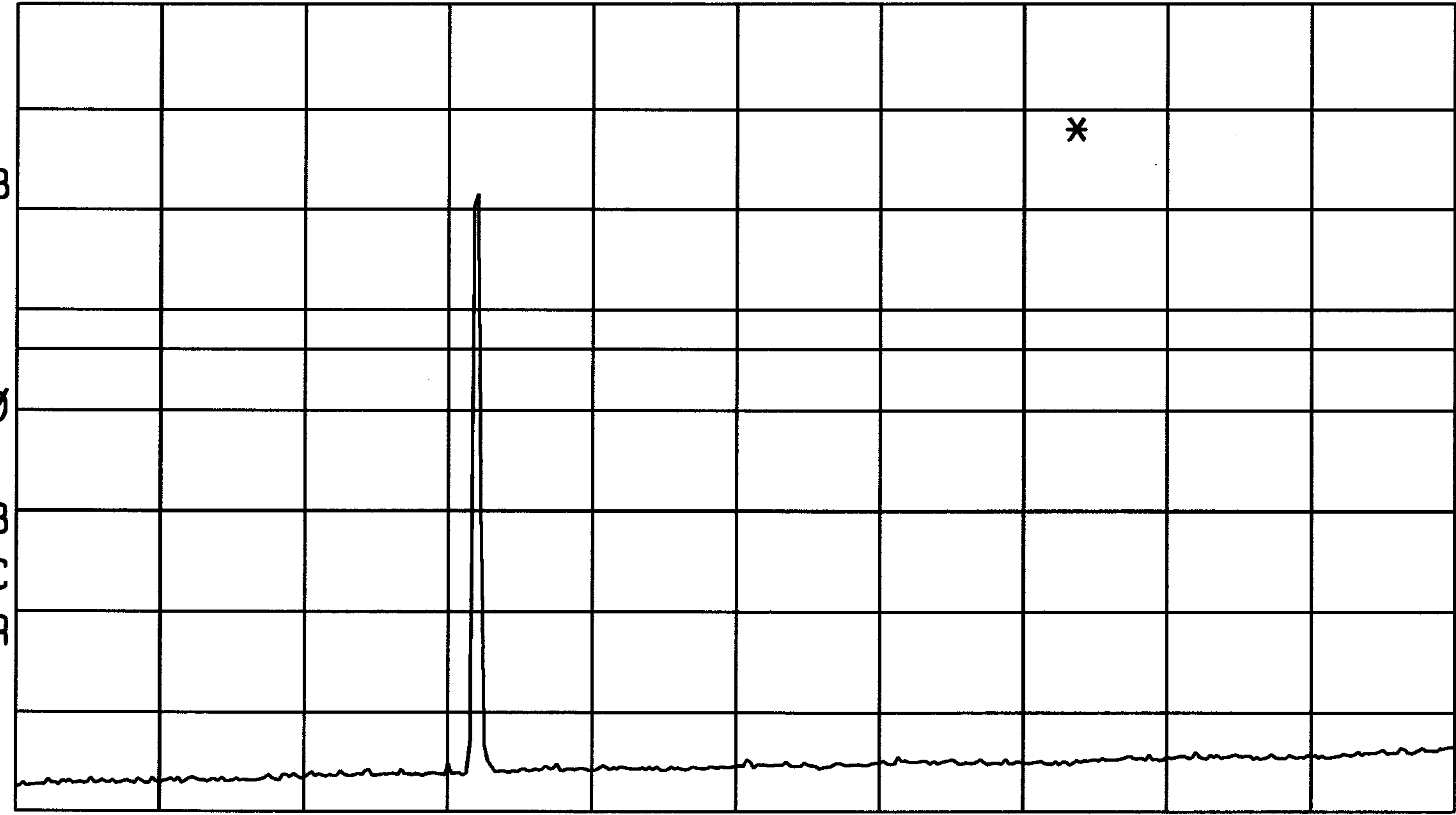
22 21

10:55:05 OCT 10, 2000  
FOXCOM LITENNA CDMA/TDMA/AMPS 800

ACTV DET: PEAK  
MEAS DET: PEAK QP AVG

REF OFFST 21.2 dB  
LOG REF 21.2 dBm

10  
dB/  
ATN  
10 dB  
  
DL  
-13.0  
dBm  
VA SB  
SC FC  
CORR



START 30 MHz

STOP 2.679 GHz

#IF BW 30 kHz

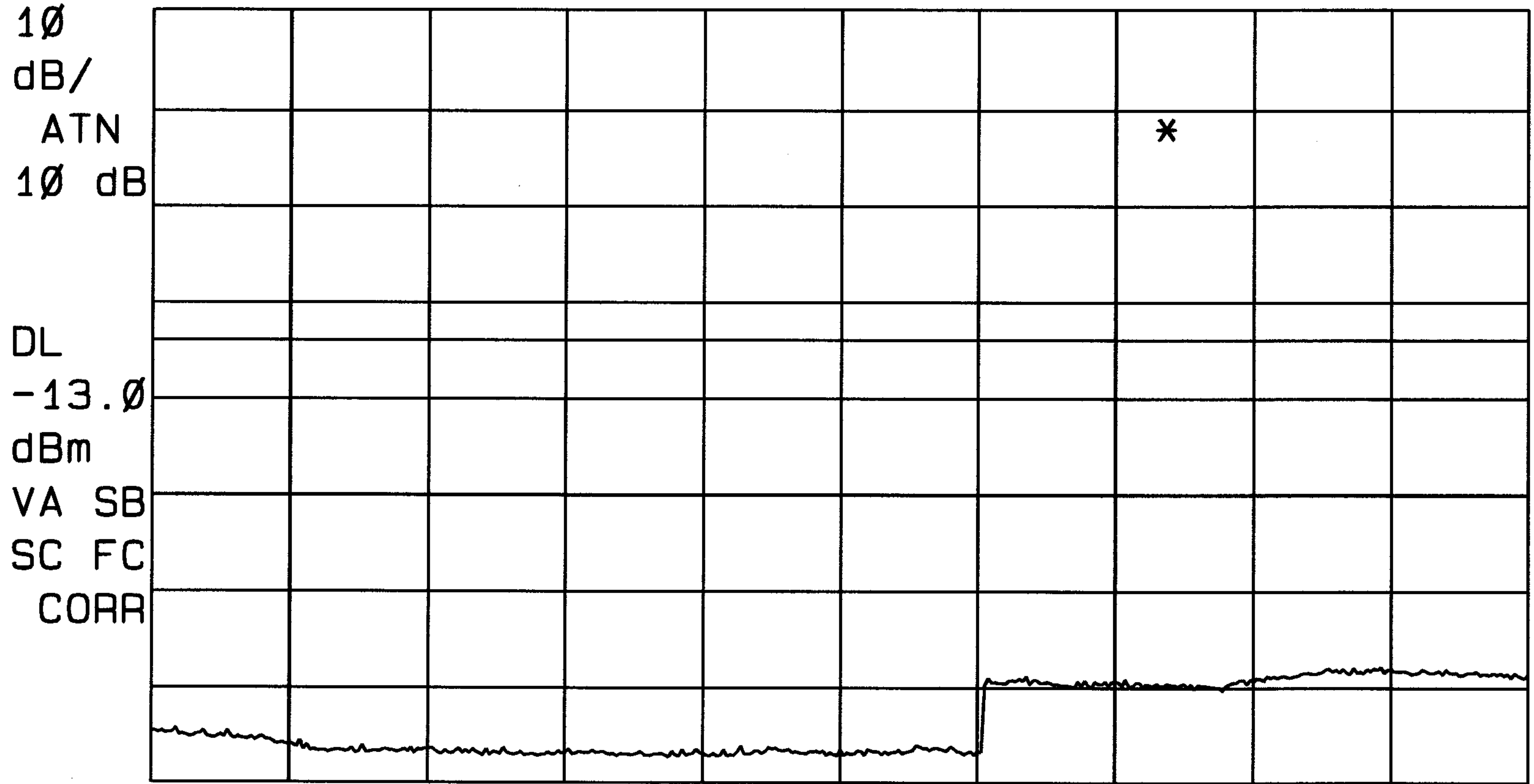
AVG BW 30 kHz

SWP 8.83 sec

10:54:15 OCT 10, 2000  
HP FOXCOM LITENNA CDMA/TDMA/AMPS 800

ACTV DET: PEAK  
MEAS DET: PEAK QP AVG

LOG REF OFFST 21.2 dB  
REF 21.2 dBm



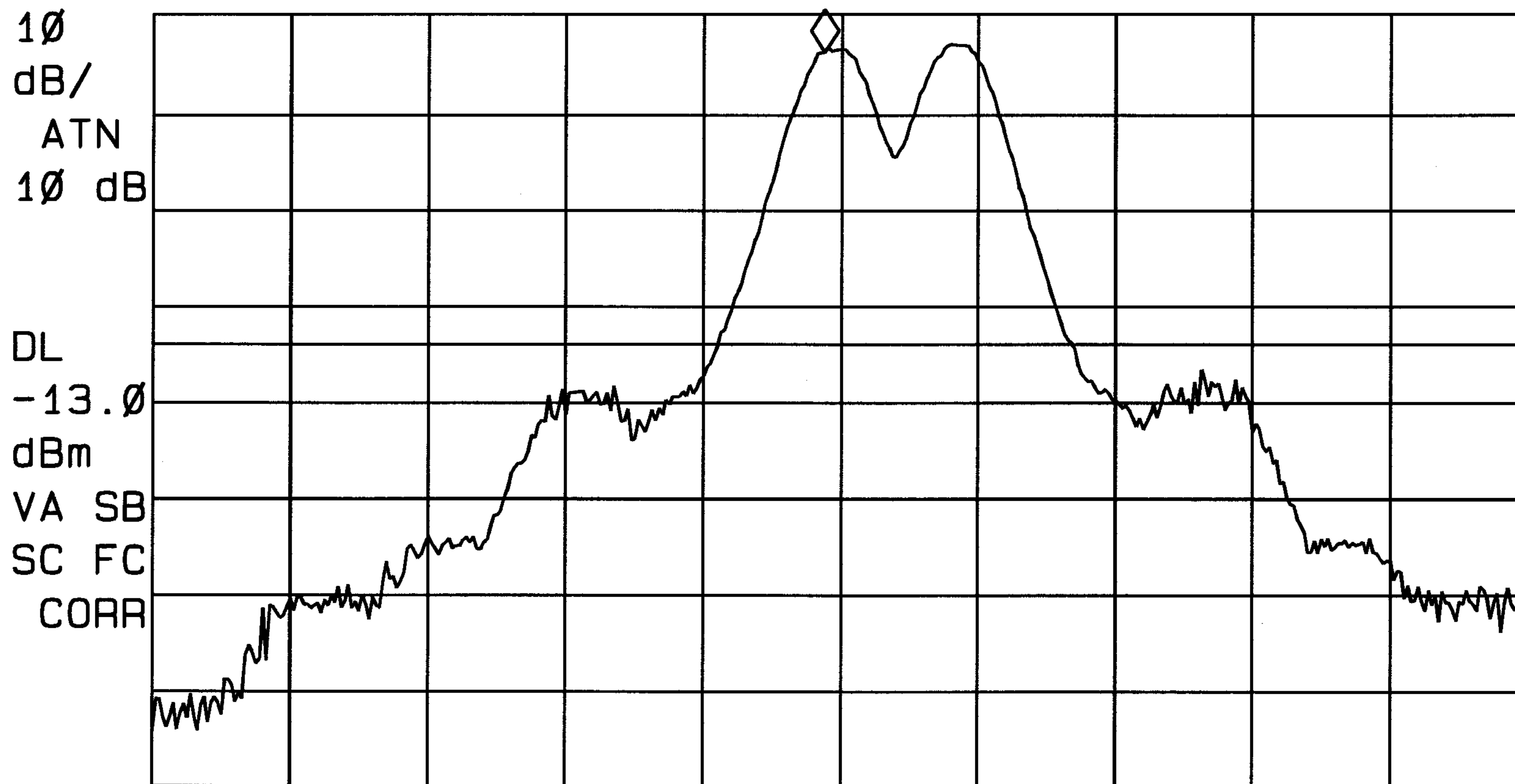
START 2.679 GHz STOP 9.000 GHz  
#IF BW 30 KHZ AVG BW 30 KHZ SWP 21.1 sec

11:15:27 OCT 10, 2000  
FOXCOM LITENNA CDMA/TDMA/AMPS 800

23

ACTV DET: PEAK  
MEAS DET: PEAK QP AVG  
MKR 870.993 MHz  
17.26 dBm

REF OFFST 21.2 dB  
LOG REF 21.2 dBm



CENTER 871.005 MHz  
#IF BW 30 KHZ

AVG BW 30 KHZ

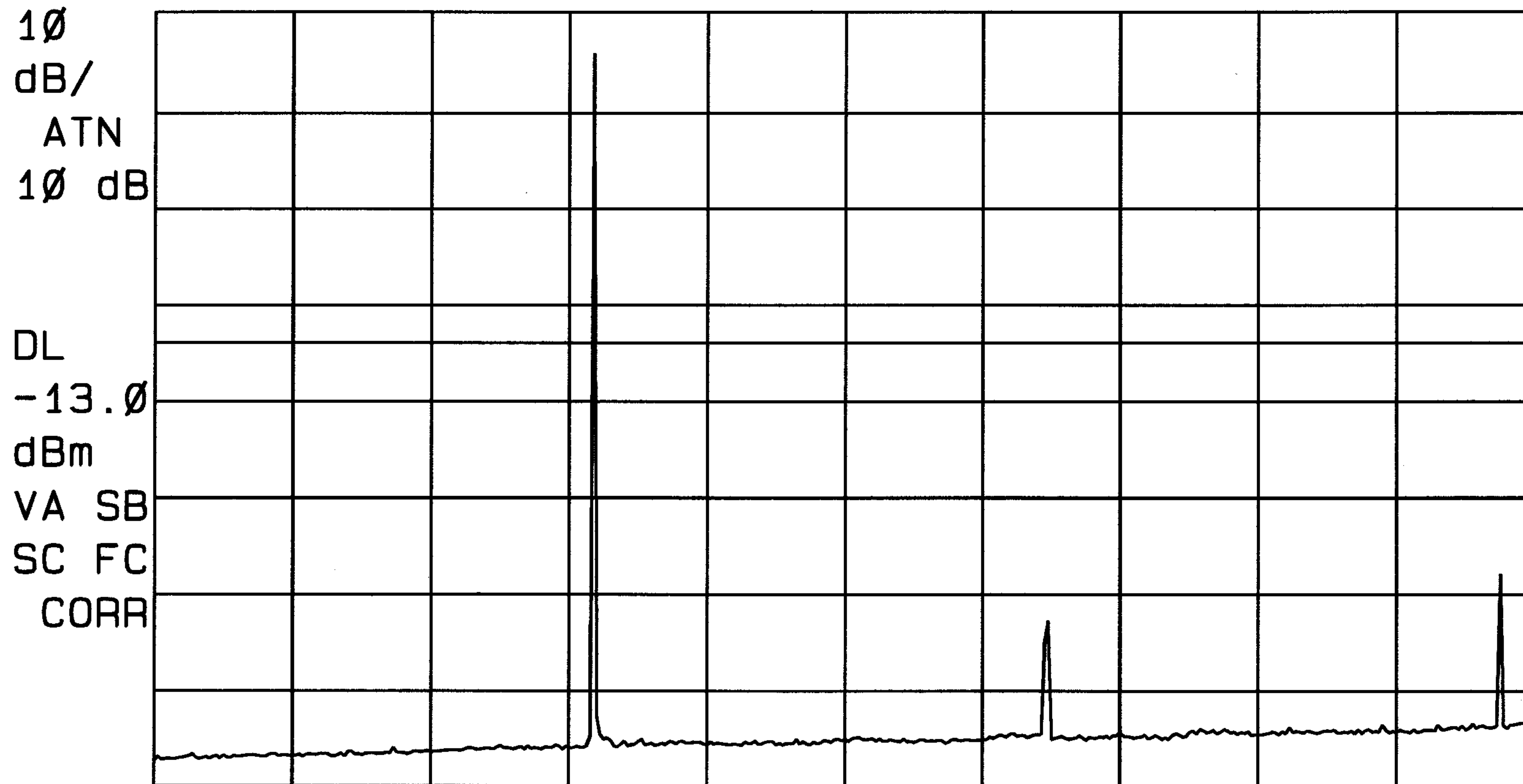
SPAN 1.000 MHz  
SWP 20.0 msec

11:19:13 OCT 10, 2000  
FOXCOM LITENNA CDMA/TDMA/AMPS 800

29

ACTV DET: PEAK  
MEAS DET: PEAK QP AVG

LOG REF OFFST 21.2 dB  
REF 21.2 dBm



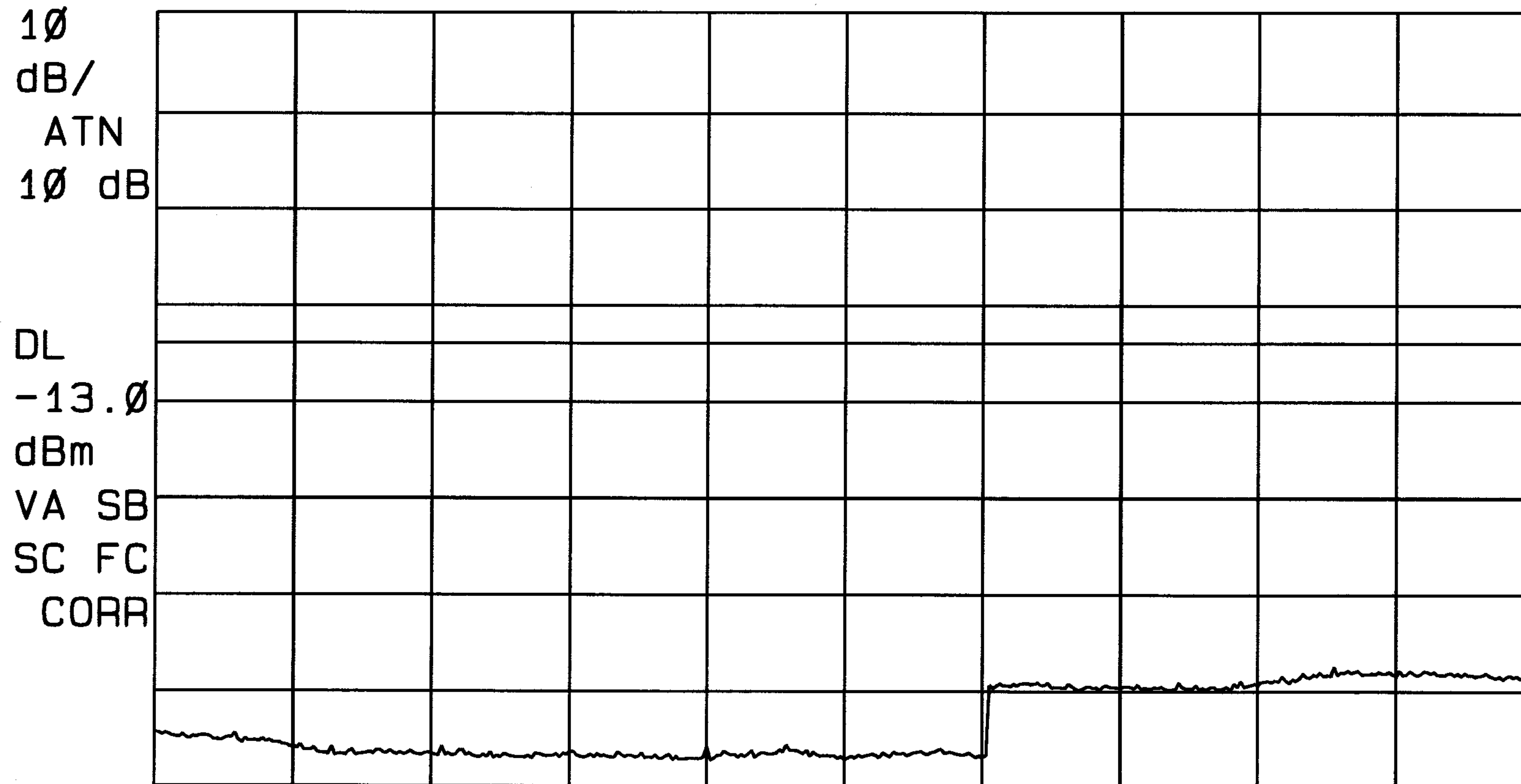
START 30 MHz STOP 2.679 GHz  
#IF BW 30 kHz AVG BW 30 kHz SWP 8.83 sec



11:20:50 OCT 10, 2000  
FOXCOM LITENNA CDMA/TDMA/AMPS 800

ACTV DET: PEAK  
MEAS DET: PEAK QP AVG

LOG REF OFFST 21.2 dB  
REF 21.2 dBm



START 2.679 GHz

STOP 9.000 GHz

#IF BW 30 kHz

AVG BW 30 kHz

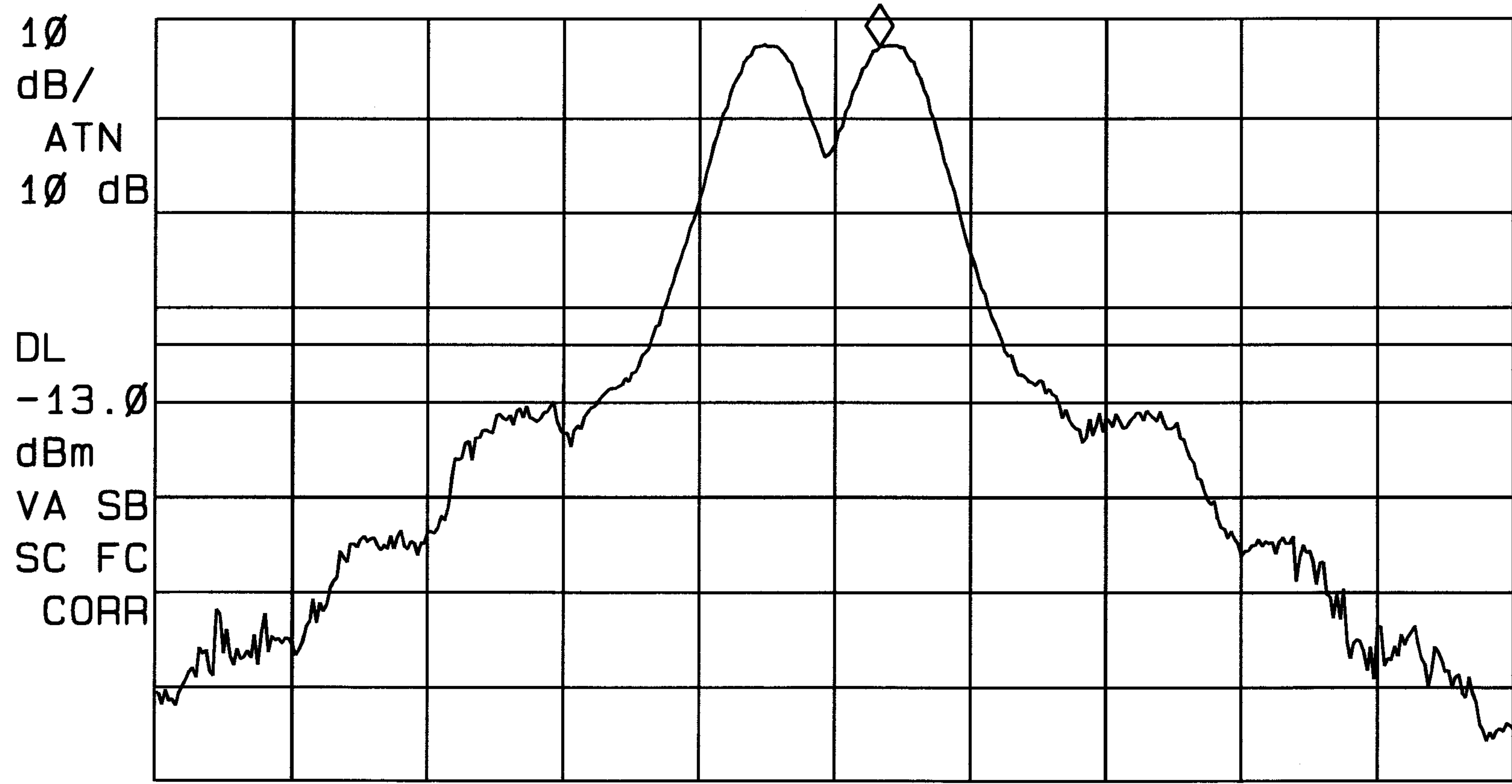
SWP 21.1 sec

11:24:25 OCT 10, 2000  
FOXCOM LITENNA CDMA/TDMA/AMPS 800

26

ACTV DET: PEAK  
MEAS DET: PEAK QP AVG  
MKR 892.993 MHz  
18.27 dBm

REF OFFST 21.2 dB  
LOG REF 21.2 dBm



CENTER 892.960 MHz SPAN 1.000 MHz  
#IF BW 30 KHZ AVG BW 30 KHZ SWP 20.0 msec

11:25:55 OCT 10, 2000  
FOXCOM LITENNA CDMA/TDMA/AMPS 800

27

ACTV DET: PEAK  
MEAS DET: PEAK QP AVG  
MKR 1.441 GHz  
-54.15 dBm

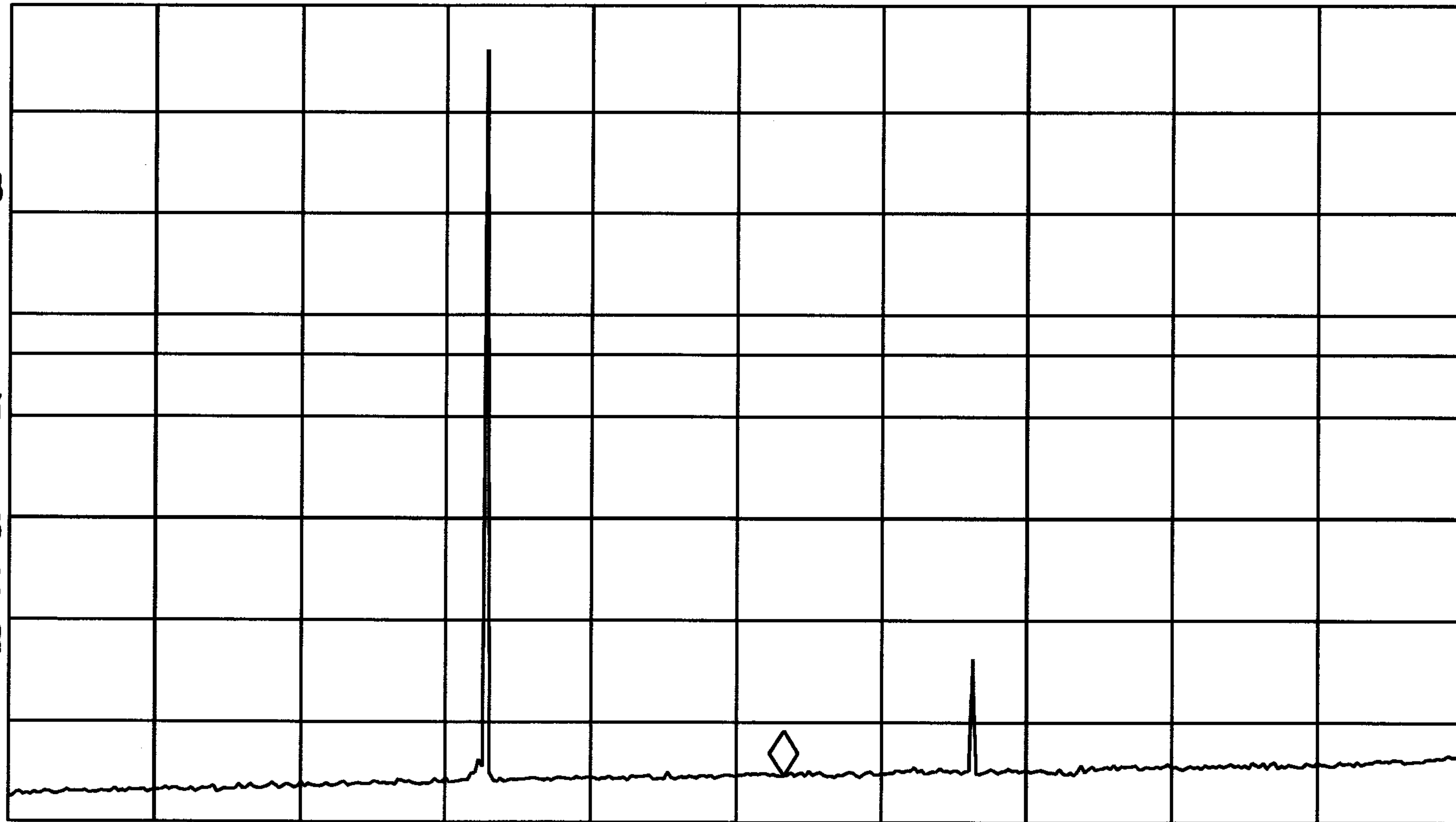
REF OFFST 21.2 dB

LOG REF 21.2 dBm

10  
dB/  
ATN  
10 dB

DL  
-13.0  
dBm

VA SB  
SC FC  
CORR



START 30 MHz

#IF BW 30 kHz

AVG BW 30 kHz

STOP 2.679 GHz

SWP 8.83 sec

11:27:03 OCT 10, 2000  
FOXCOM LITENNA CDMA/TDMA/AMPS 800

ACTV DET: PEAK  
MEAS DET: PEAK QP AVG  
MKR 6.045 GHz  
-55.63 dBm

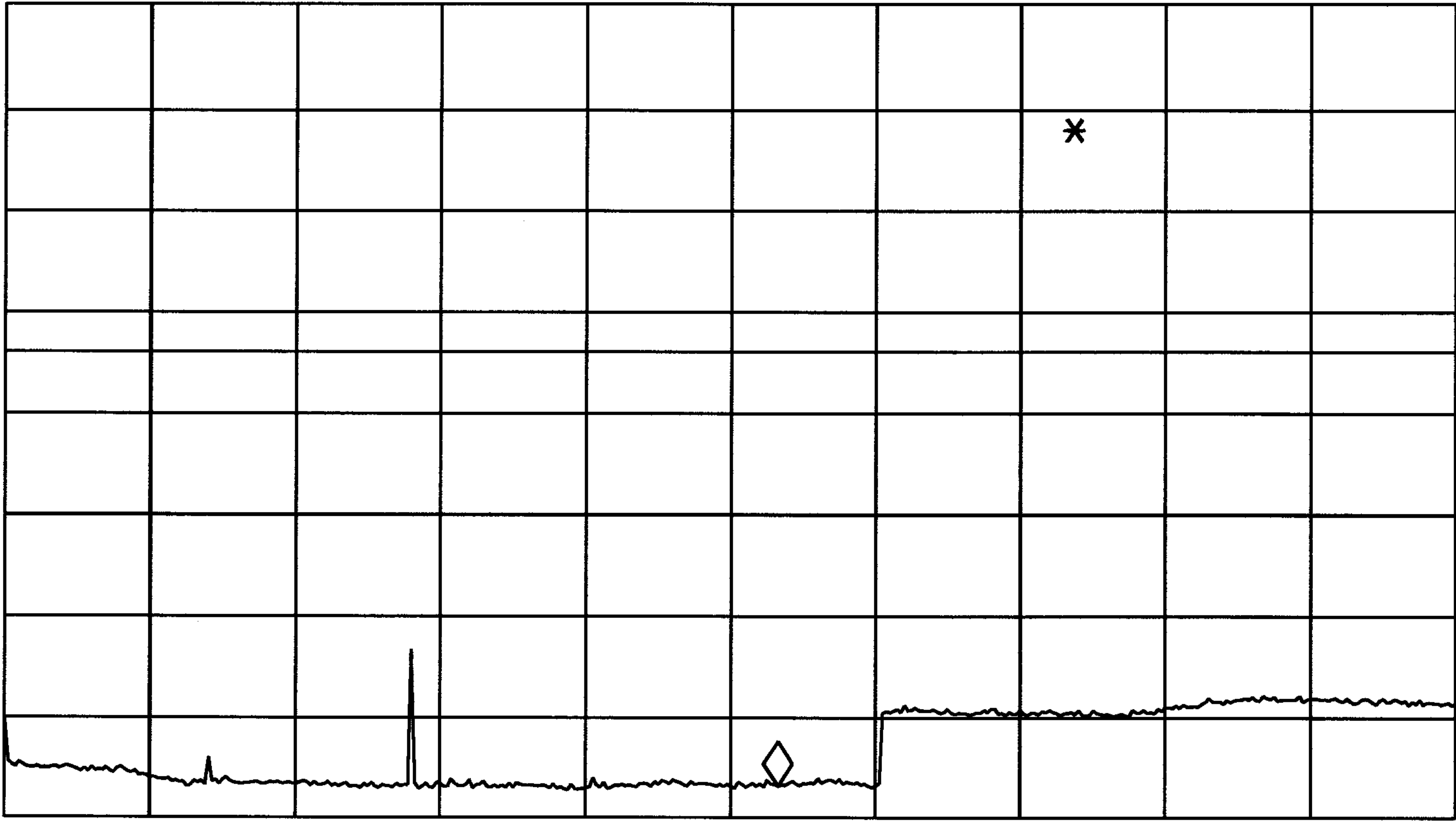
REF OFFST 21.2 dB

LOG REF 21.2 dBm

10  
dB/  
ATN  
10 dB

DL  
-13.0  
dBm

VA SB  
SC FC  
CORR



START 2.679 GHz STOP 9.000 GHz  
#IF BW 30 KHZ AVG BW 30 KHZ SWP 21.1 sec

11:37:39 OCT 10, 2000  
FOXCOM LITENNA CDMA/TDMA/AMPS 800

29

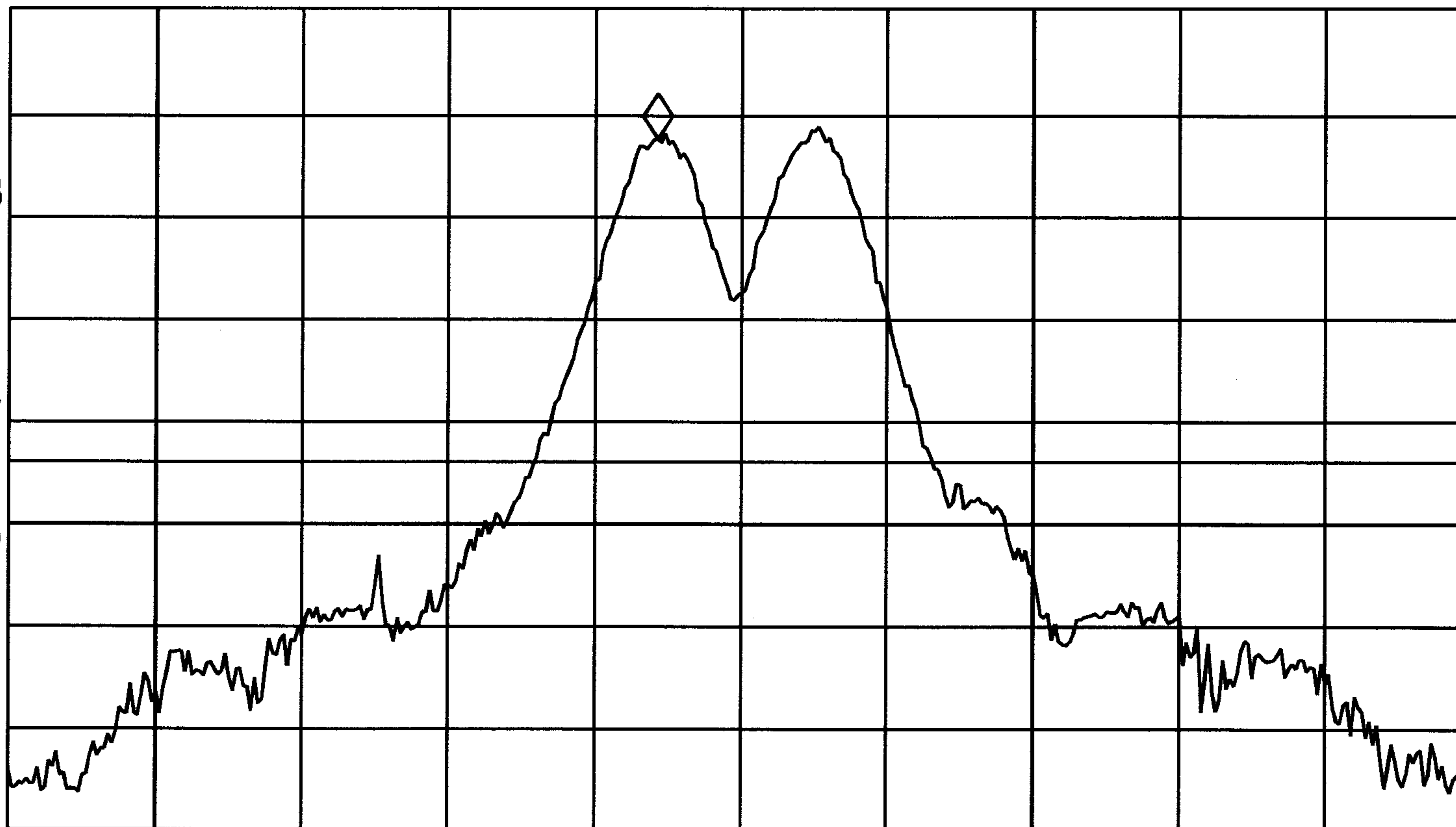
ACTV DET: PEAK  
MEAS DET: PEAK QP AVG  
MKR 852.998 MHz  
18.48 dBm

REF OFFST 21.2 dB

LOG REF 31.2 dBm

10  
dB/  
ATN  
20 dB

DL  
-13.0  
dBm  
VA SB  
SC FC  
CORR



CENTER 853.055 MHz  
#IF BW 30 KHZ

AVG BW 30 KHZ

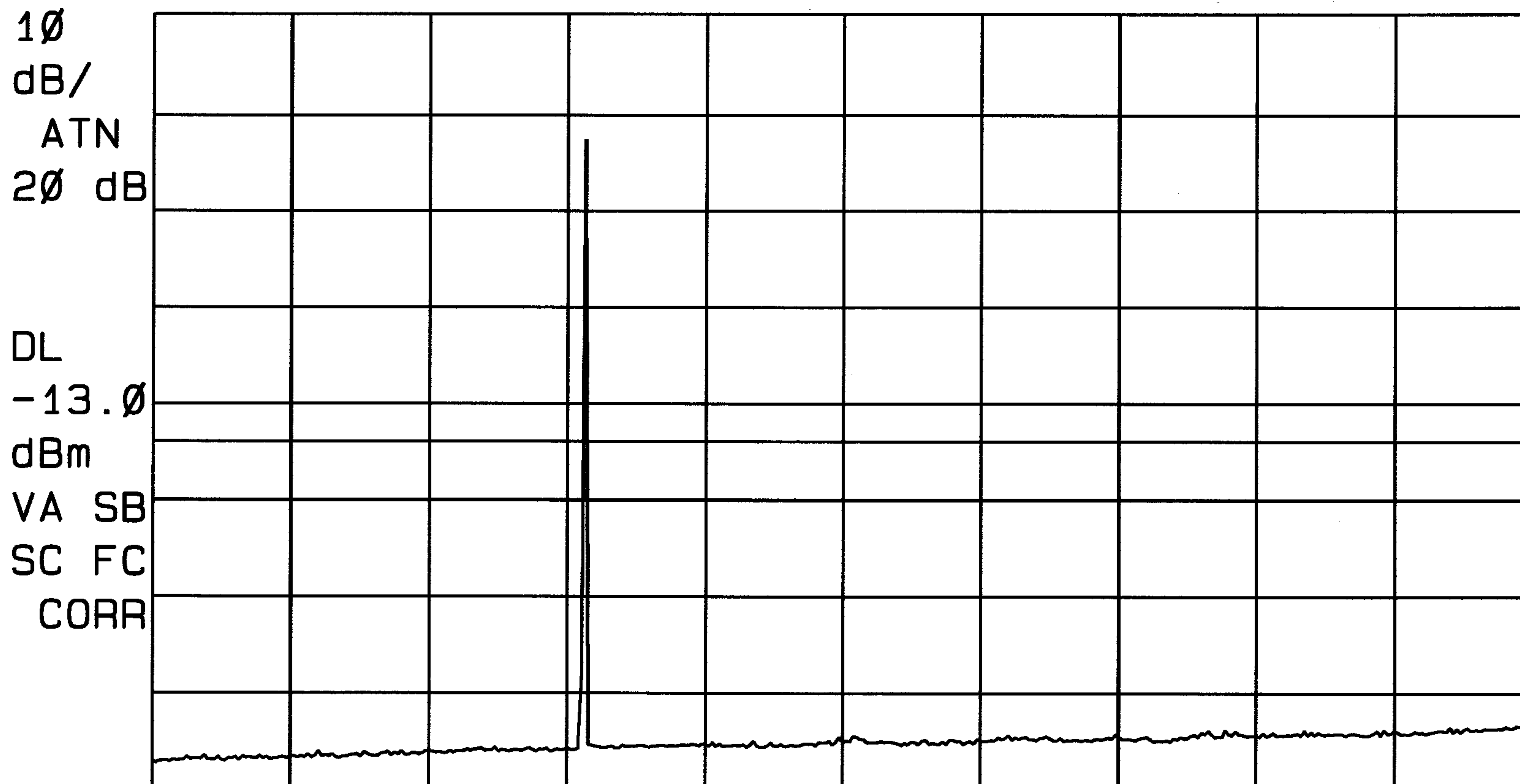
SPAN 1.000 MHz  
SWP 20.0 msec

11:39:22 OCT 10, 2000  
FOXCOM LITENNA CDMA/TDMA/AMPS 800

30

ACTV DET: PEAK  
MEAS DET: PEAK QP AVG

LOG REF 31.2 dBm  
REF OFFST 21.2 dB



START 30 MHz STOP 2.679 GHz  
#IF BW 30 KHz AVG BW 30 KHz SWP 8.83 sec

11:41:32 OCT 10, 2000  
HP FOXCOM LITENNA CDMA/TDMA/AMPS 800

31

ACTV DET: PEAK  
MEAS DET: PEAK QP AVG

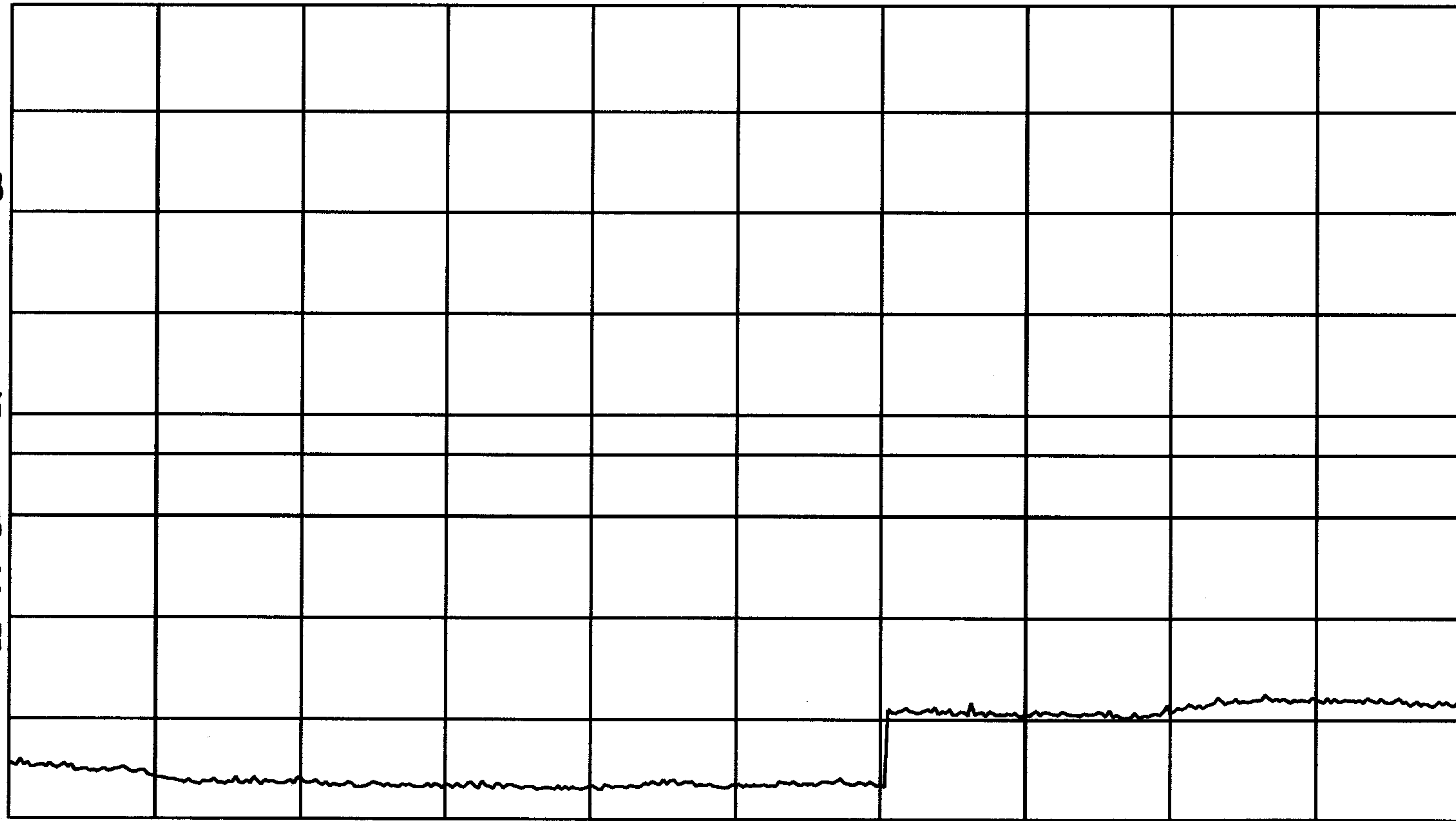
REF OFFST 21.2 dB

LOG REF 31.2 dBm

10  
dB/  
ATN  
20 dB

DL  
-13.0  
dBm

VA SB  
SC FC  
CORR



START 2.679 GHz

STOP 9.000 GHz

#IF BW 30 KHz

AVG BW 30 KHz

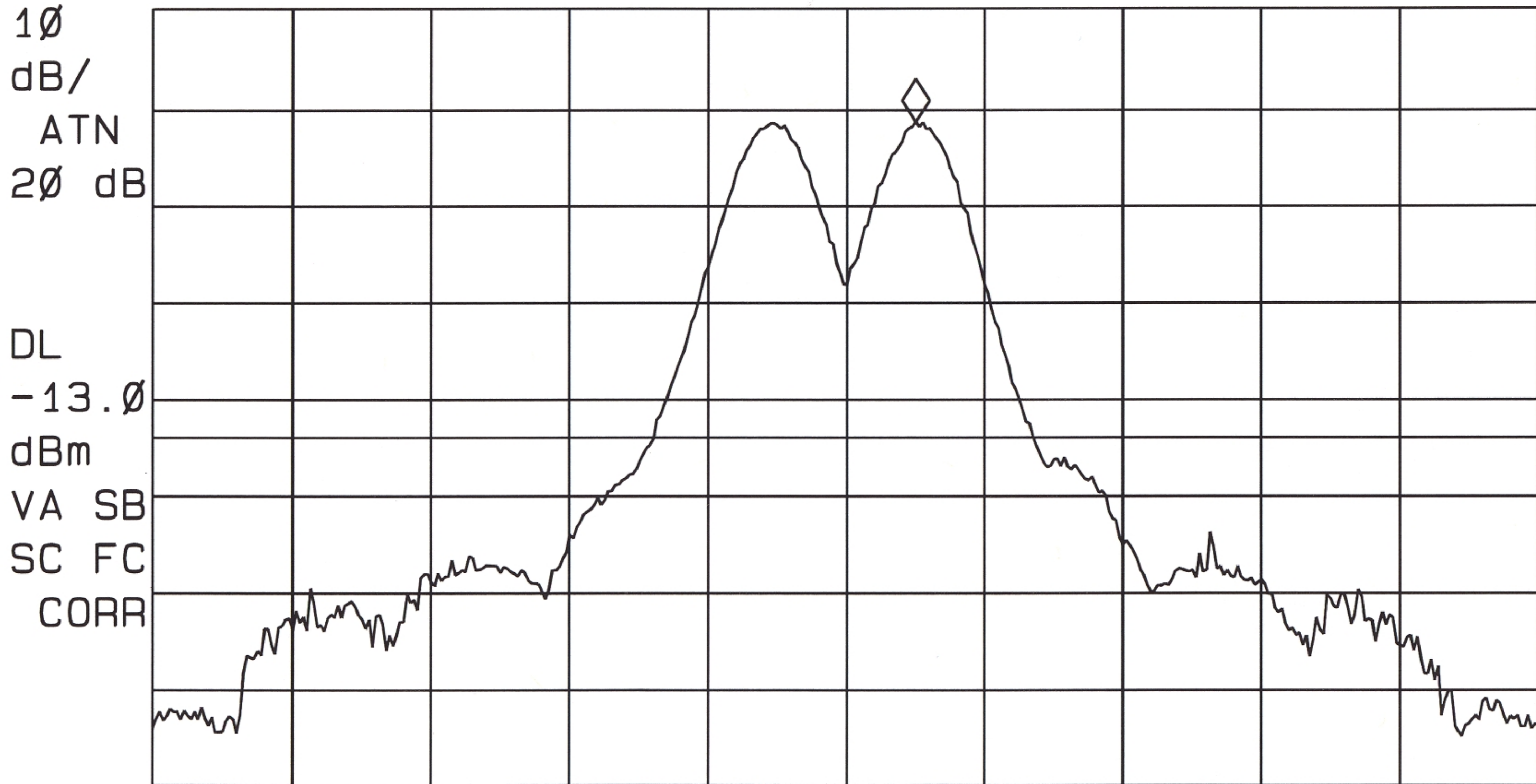
SWP 21.1 sec

11:50:07 OCT 10, 2000  
FOXCOM LITENNA CDMA/TDMA/AMPS 800

32

ACTV DET: PEAK  
MEAS DET: PEAK QP AVG  
MKR 866.998 MHz  
19.51 dBm

REF OFFST 21.2 dB  
LOG REF 31.2 dBm



CENTER 866.948 MHz  
#IF BW 30 KHZ

AVG BW 30 KHZ

SPAN 1.000 MHz  
SWP 20.0 msec



11:46:39 OCT 10, 2000  
hp FOXCOM LITENNA CDMA/TDMA/AMPS 800

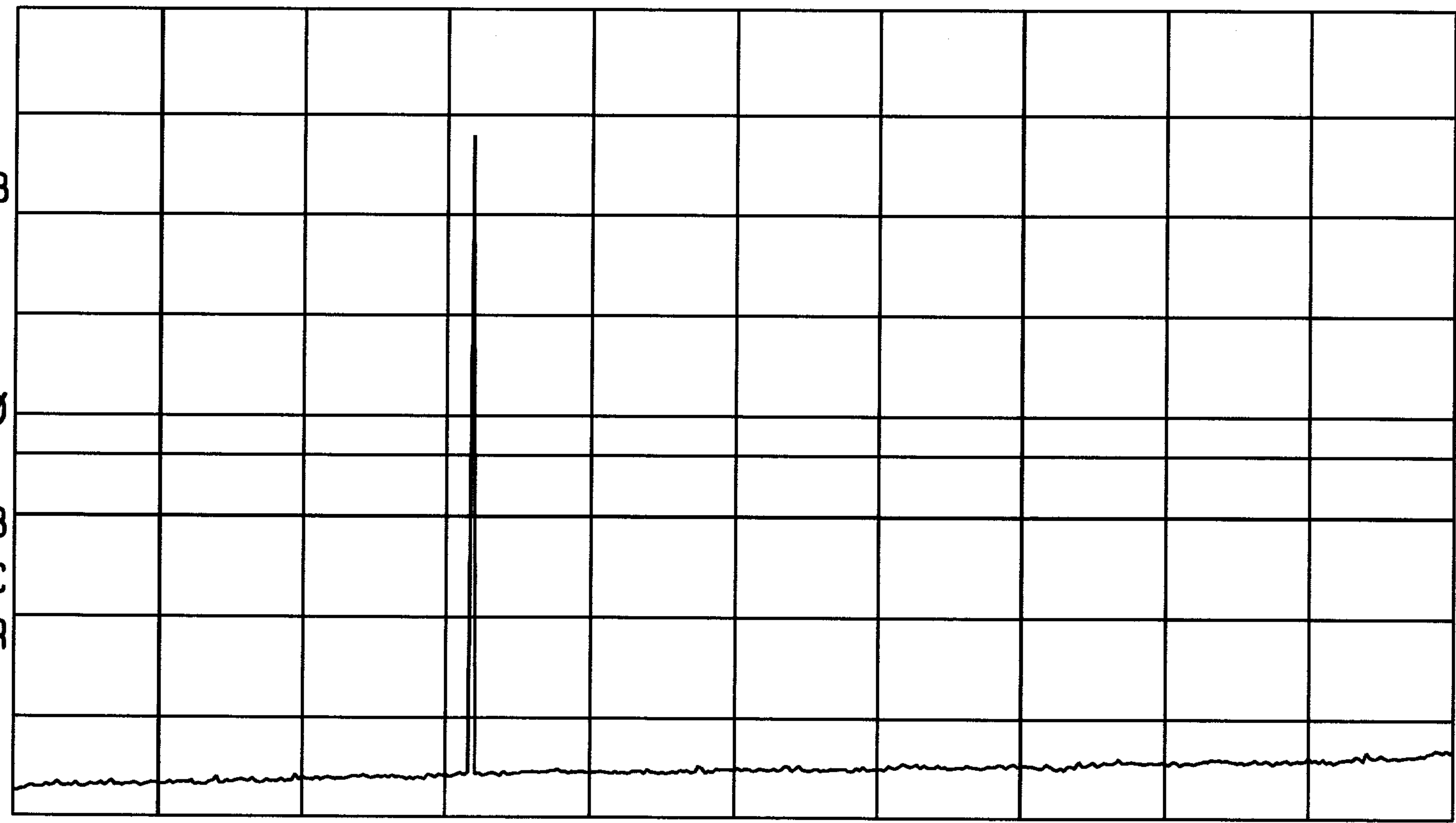
ACTV DET: PEAK  
MEAS DET: PEAK QP AVG

REF OFFST 21.2 dB

LOG REF 31.2 dBm

10  
dB/  
ATN  
20 dB

DL  
-13.0  
dBm  
VA SB  
SC FC  
CORR



START 30 MHz

#IF BW 30 kHz

AVG BW 30 kHz

STOP 2.679 GHz

SWP 8.83 sec

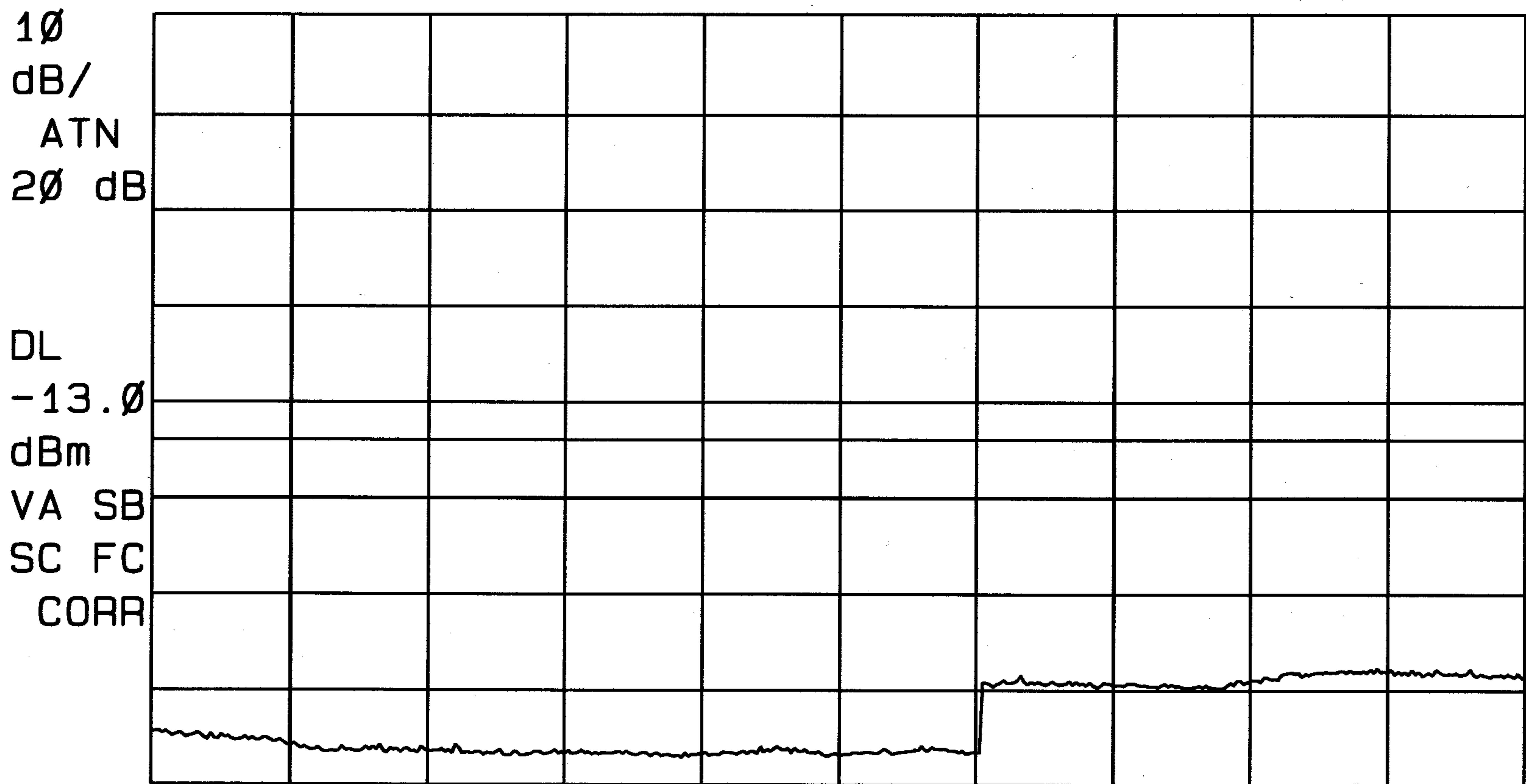
11:44:40 OCT 10, 2000  
FOXCOM LITENNA CDMA/TDMA/AMPS 800

ACTV DET: PEAK  
MEAS DET: PEAK QP AVG

34

REF OFFST 21.2 dB

LOG REF 31.2 dBm



START 2.679 GHz

STOP 9.000 GHz

#IF BW 30 KHZ

AVG BW 30 KHZ

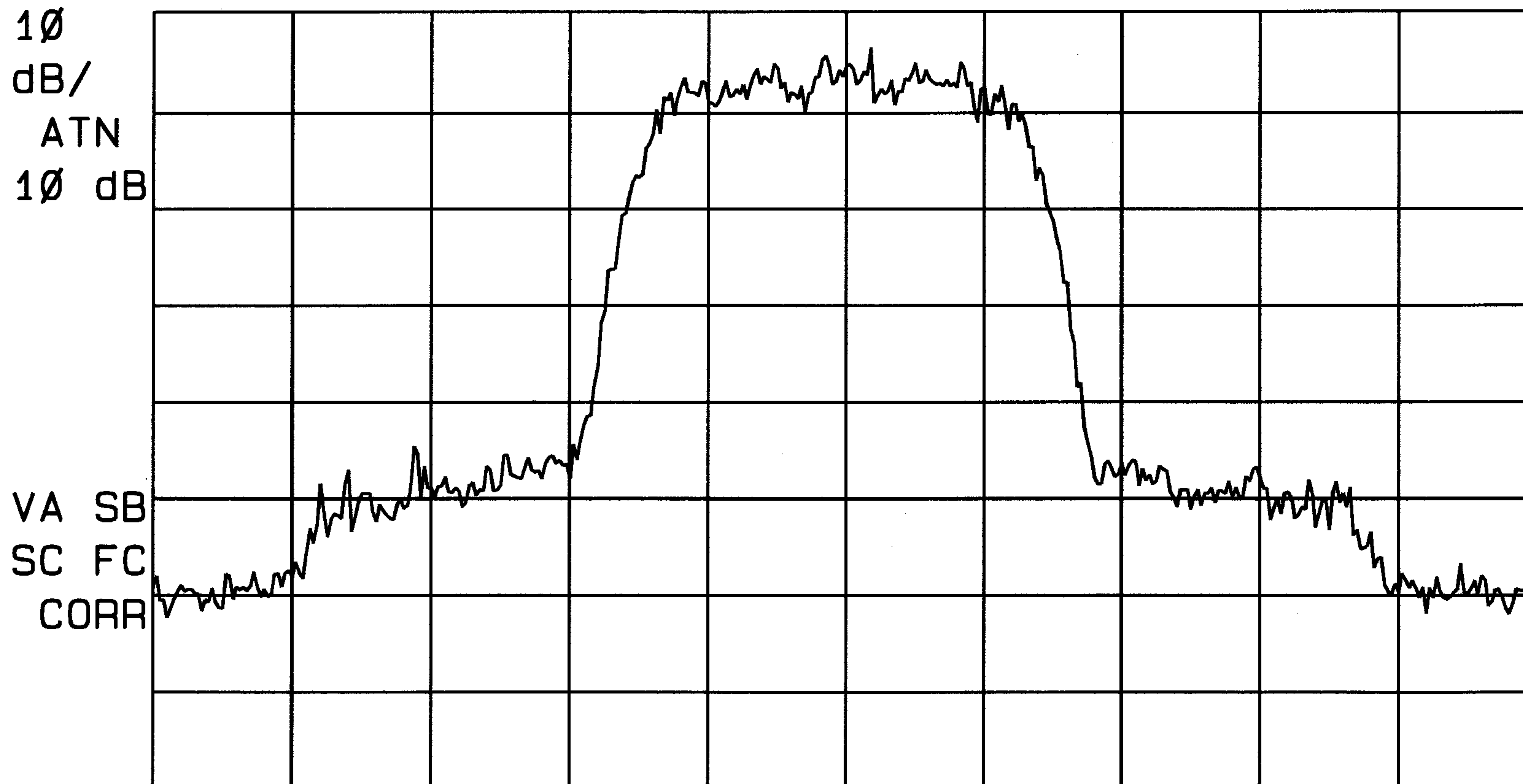
SWP 21.1 sec

11:53:32 OCT 10, 2000  
FOXCOM LITENNA CDMA/TDMA/AMPS 800

35

ACTV DET: PEAK  
MEAS DET: PEAK QP AVG

LOG REF OFFST 21.2 dB  
REF 17.2 dBm



CENTER 866.8960 MHz  
#IF BW 1.0 kHz

AVG BW 1 kHz

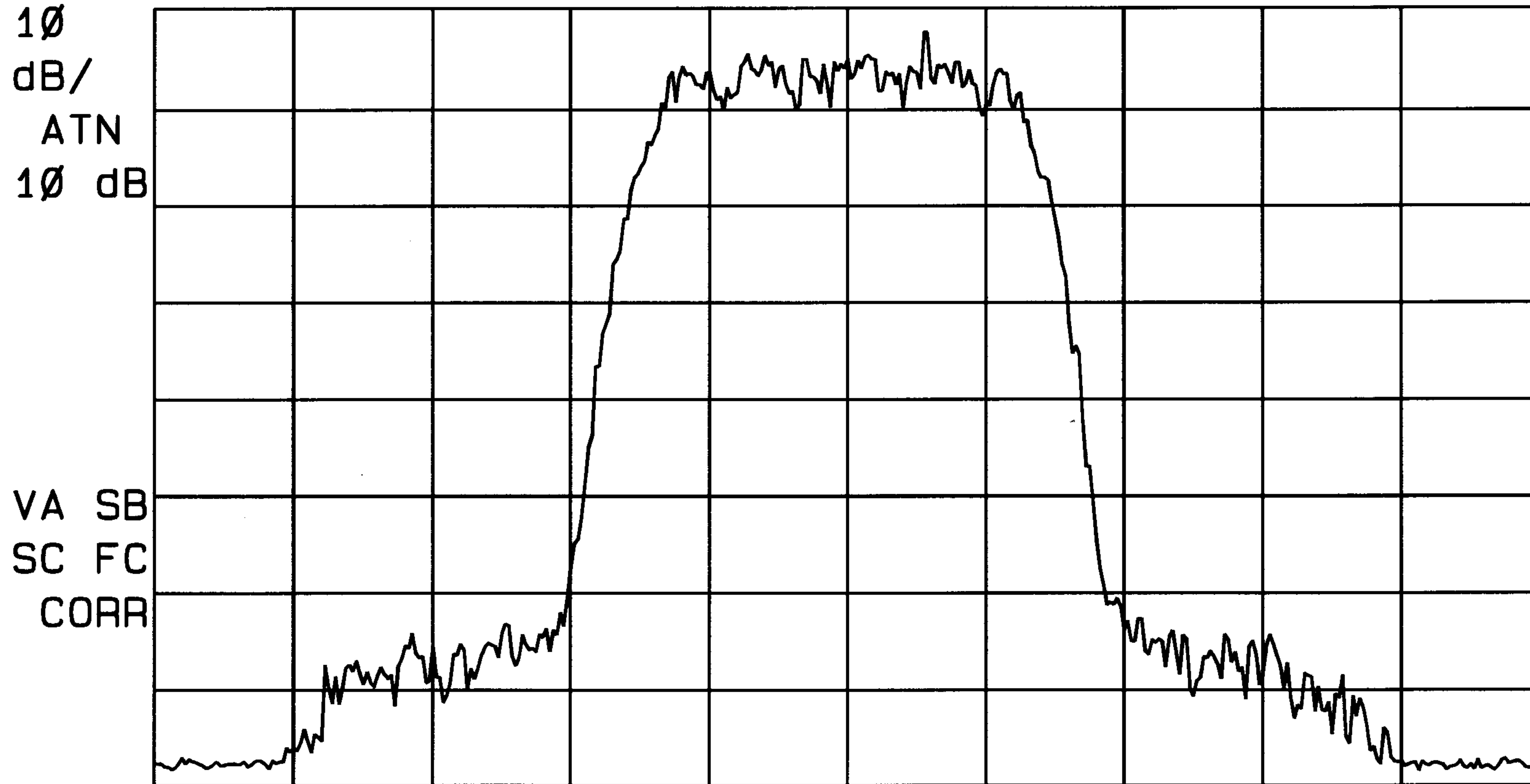
SPAN 100.0 kHz  
SWP 300 msec

11:59:13 OCT 10, 2000  
HP FOXCOM LITENNA CDMA/TDMA/AMPS 800

29

ACTV DET: PEAK  
MEAS DET: PEAK QP AVG

LOG REF OFFST 1.2 dB  
REF 1.2 dBm



CENTER 866.8960 MHz  
#IF BW 1.0 KHz

AVG BW 1 KHz

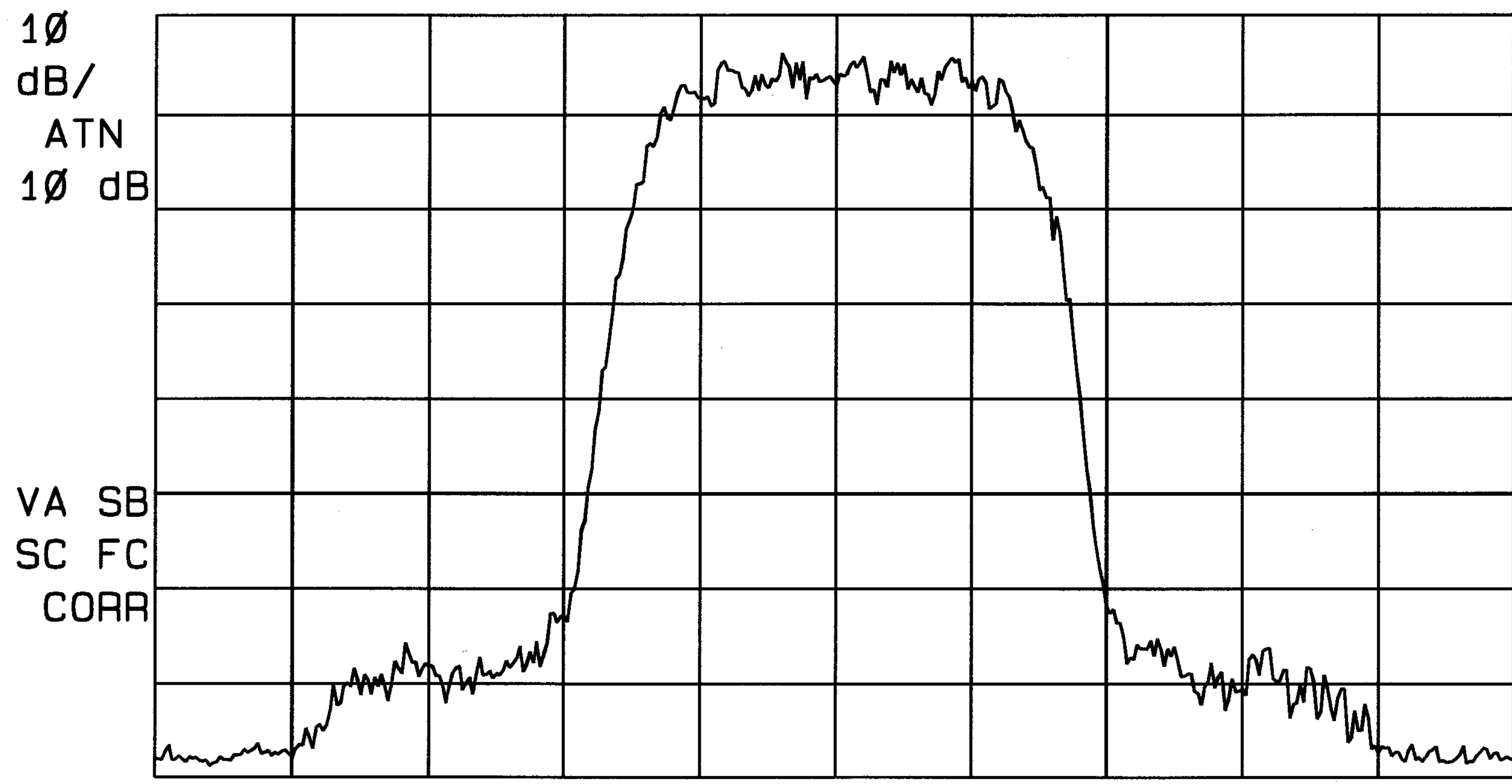
SPAN 100.0 KHz  
SWP 300 msec

12:01:34 OCT 10, 2000  
HP FOXCOM LITENNA CDMA/TDMA/AMPS 800

ACTV DET: PEAK  
MEAS DET: PEAK QP AVG

REF OFFST 1.2 dB

LOG REF 1.2 dBm



CENTER 893.0000 MHz

#IF BW 1.0 KHZ

AVG BW 1 KHZ

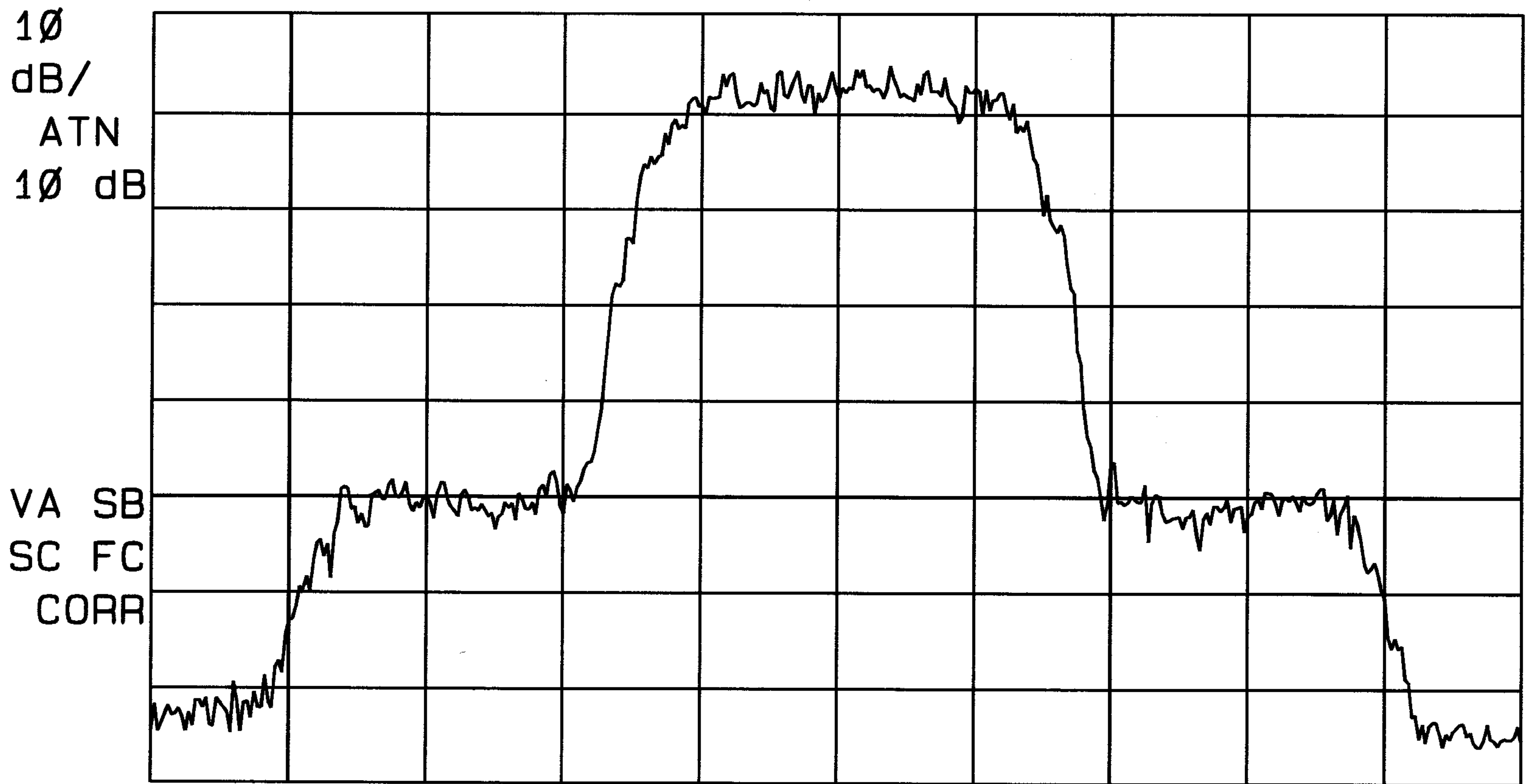
SPAN 100.0 KHZ

SWP 300 msec

12:04:46 OCT 10, 2000  
FOXCOM LITENNA CDMA/TDMA/AMPS 800

ACTV DET: PEAK  
MEAS DET: PEAK QP AVG

LOG REF OFFST 21.2 dB  
REF 15.2 dBm



CENTER 893.0000 MHz  
#IF BW 1.0 KHz

AVG BW 1 KHz

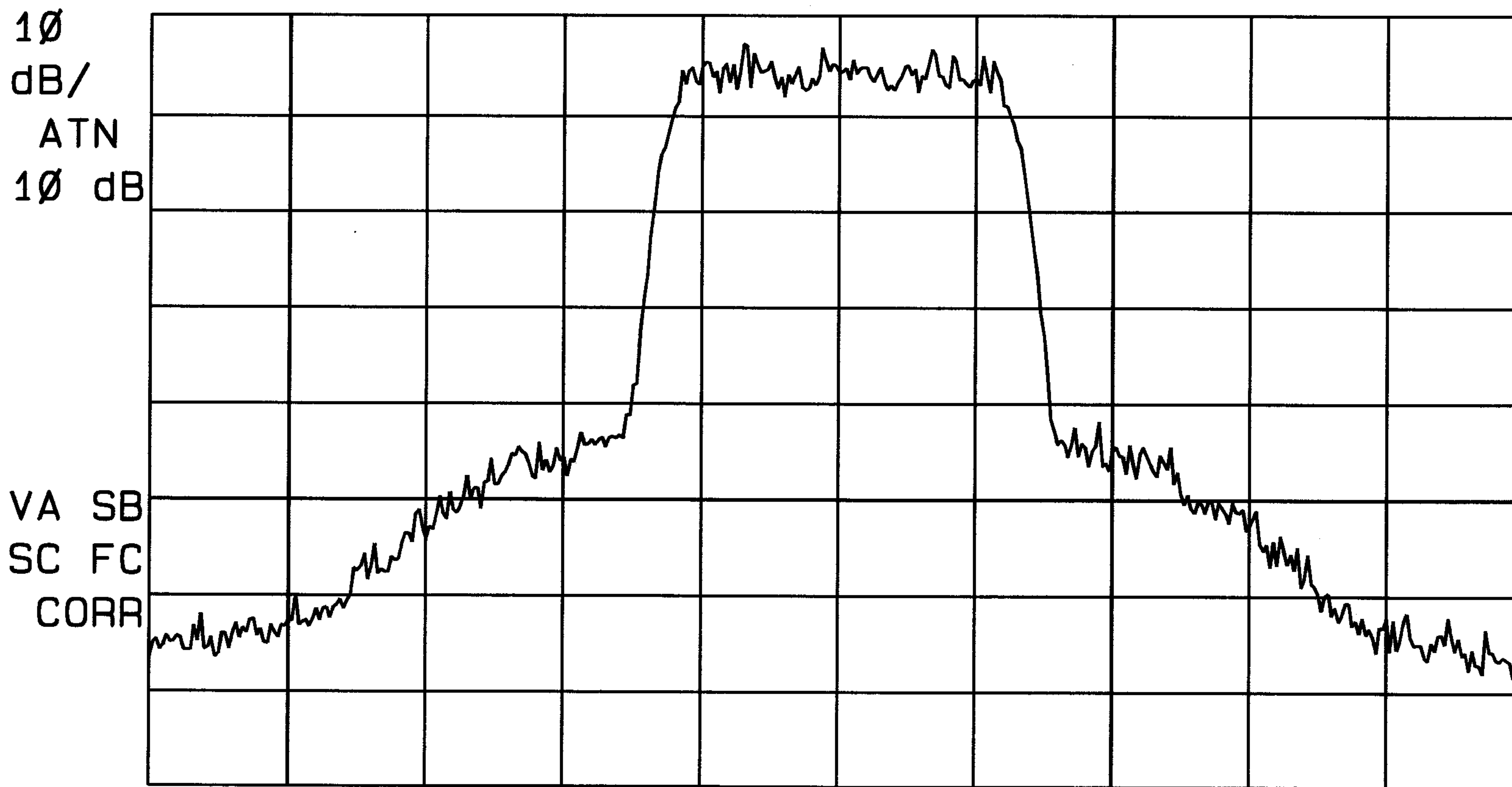
SPAN 100.0 KHz  
SWP 300 msec

12:07:32 OCT 10, 2000  
hp FOXCOM LITENNA CDMA/TDMA/AMPS 800

ACTV DET: PEAK  
MEAS DET: PEAK QP AVG

REF OFFST 21.2 dB

LOG REF 2.2 dBm



CENTER 892.000 MHz

#IF BW 10 KHZ

AVG BW 10 KHZ

SPAN 5.000 MHz

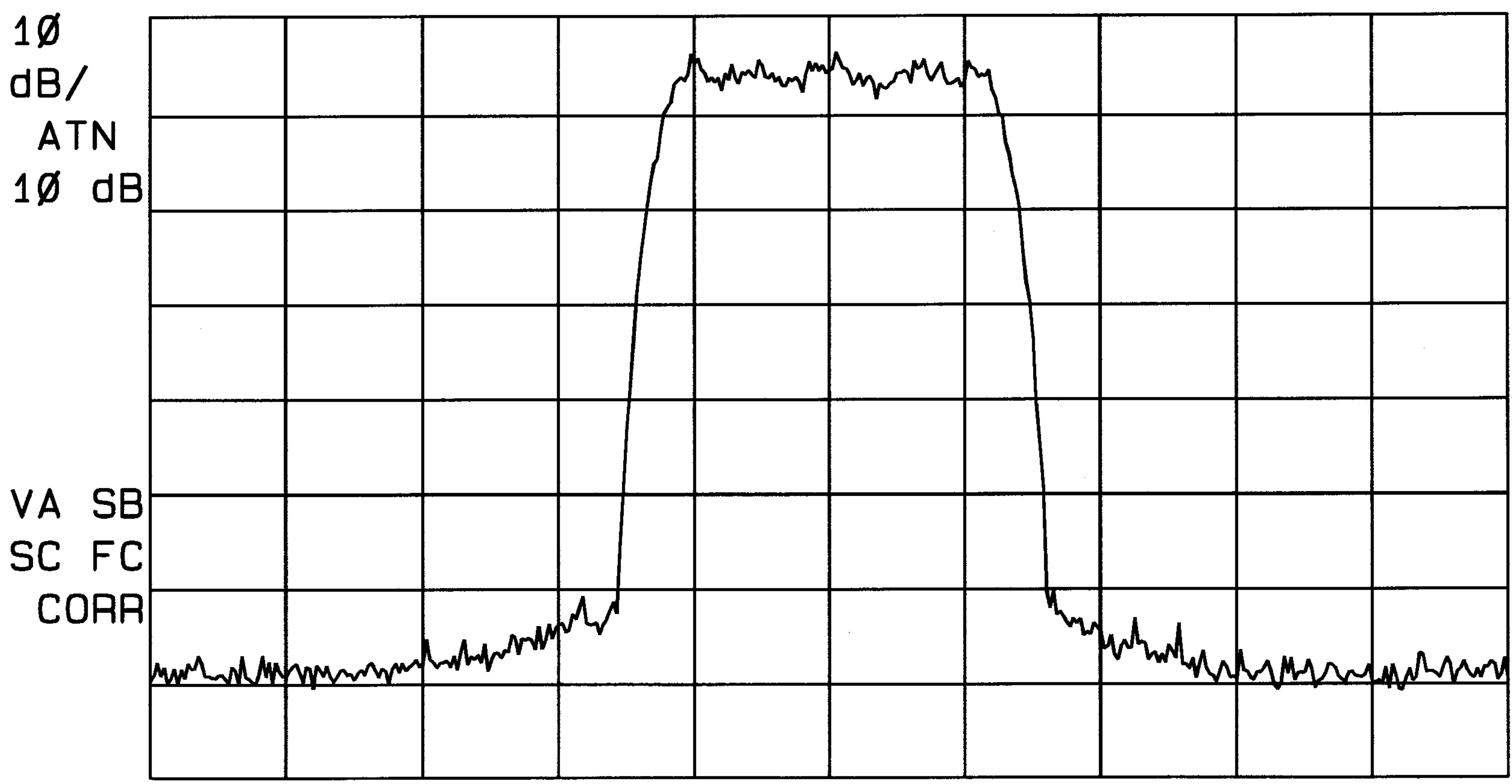
SWP 150 msec

12:09:35 OCT 10, 2000  
HP FOXCOM LITENNA CDMA/TDMA/AMPS 800

40

ACTV DET: PEAK  
MEAS DET: PEAK QP AVG

REF OFFST 1.2 dB  
LOG REF -9.8 dBm



CENTER 892.000 MHz SPAN 5.000 MHz  
#IF BW 10 KHZ AVG BW 10 KHZ SWP 150 msec

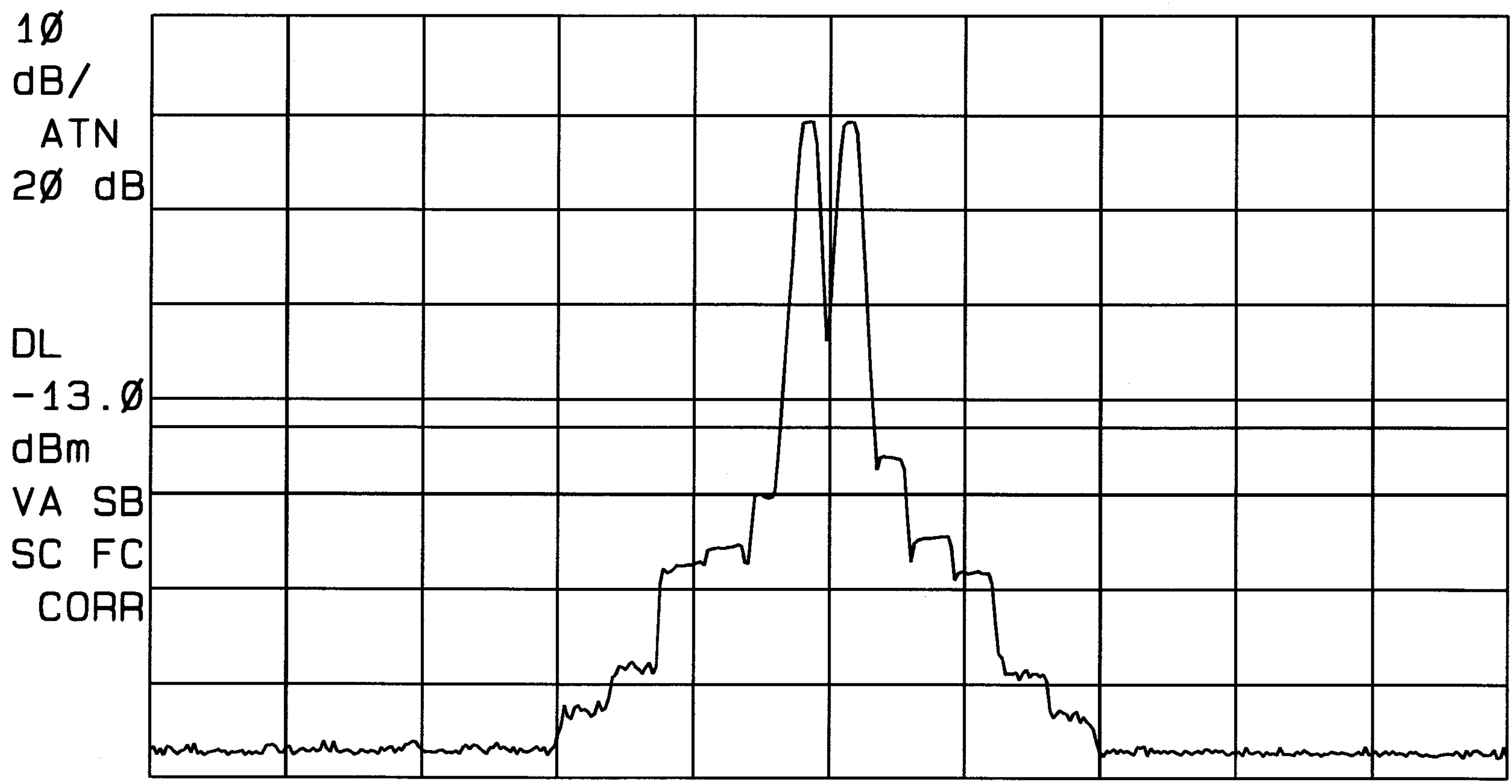


13:45:57 OCT 10, 2000  
hp FOXCOM LITENNA IDEN/LMR

91

ACTV DET: PEAK  
MEAS DET: PEAK QP AVG

LOG REF 30.2 dBm  
REF OFFST 21.2 dB



CENTER 867.000 MHz  
#IF BW 30 KHZ

AVG BW 30 KHZ

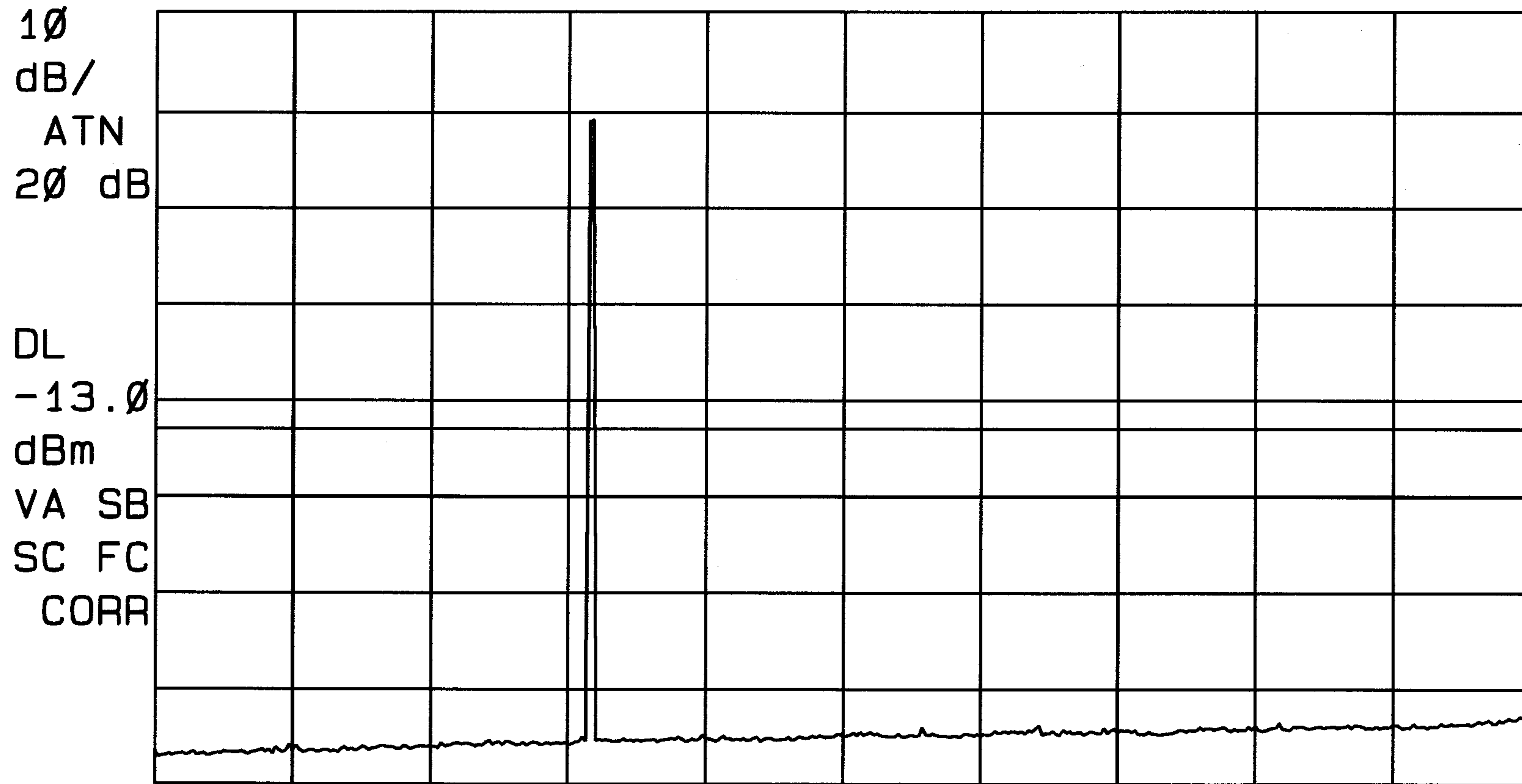
SPAN 5.000 MHz  
SWP 20.0 msec

13:48:10 OCT 10, 2000  
FOXCOM LITENNA IDEN/LMR

42

ACTV DET: PEAK  
MEAS DET: PEAK QP AVG

LOG REF OFFST 21.2 dB  
REF 30.2 dBm



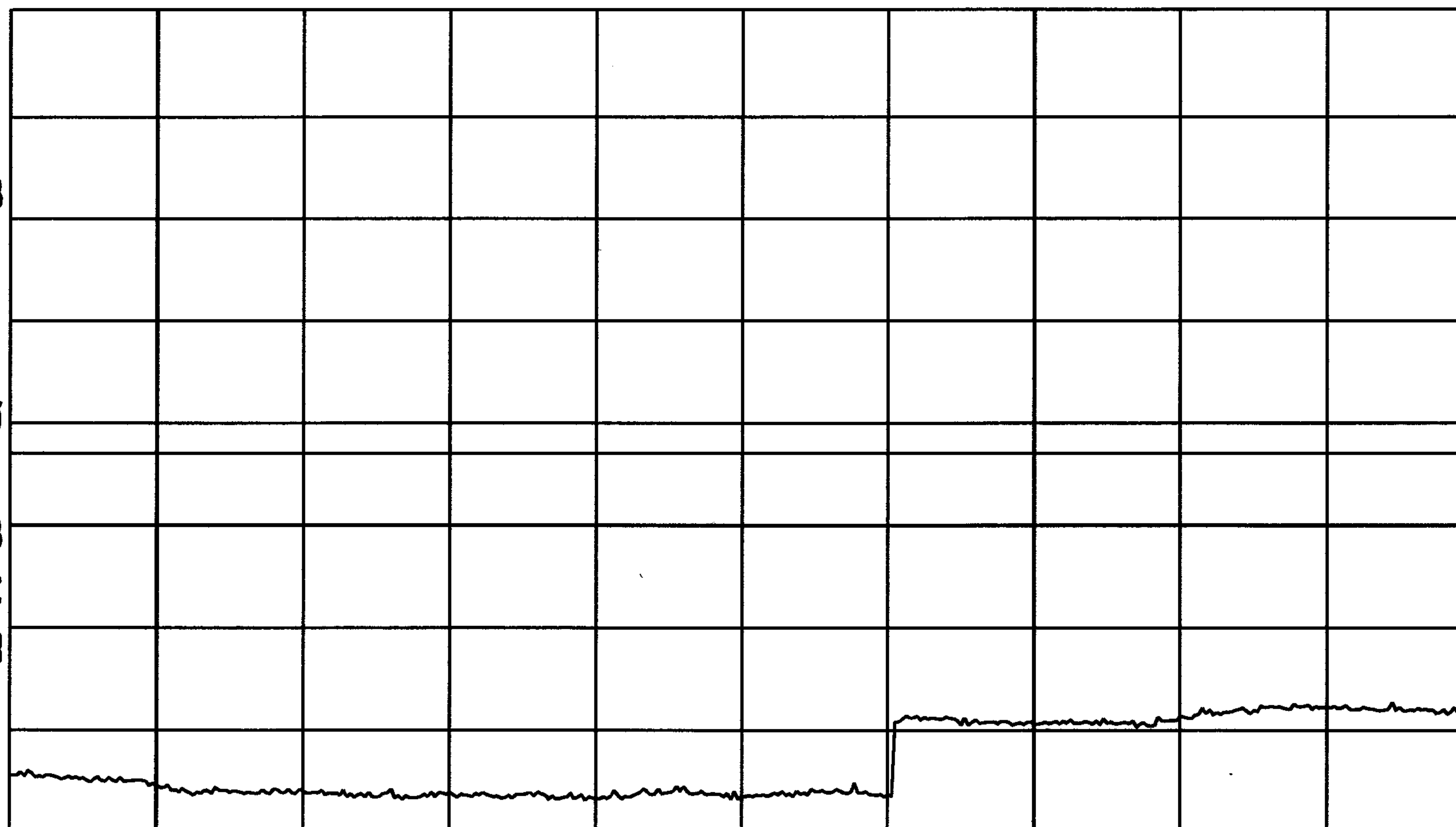
START 30 MHz STOP 2.679 GHz  
#IF BW 30 KHZ AVG BW 30 KHZ SWP 8.83 sec

13:51:41 OCT 10, 2000  
hp FOXCOM LITENNA IDEN/LMR

ACTV DET: PEAK  
MEAS DET: PEAK QP AVG

LOG REF OFFST 21.2 dB  
REF 30.2 dBm

10  
dB/  
ATN  
20 dB  
  
DL  
-13.0  
dBm  
VA SB  
SC FC  
CORR



START 2.679 GHz

STOP 9.000 GHz

#IF BW 30 KHz

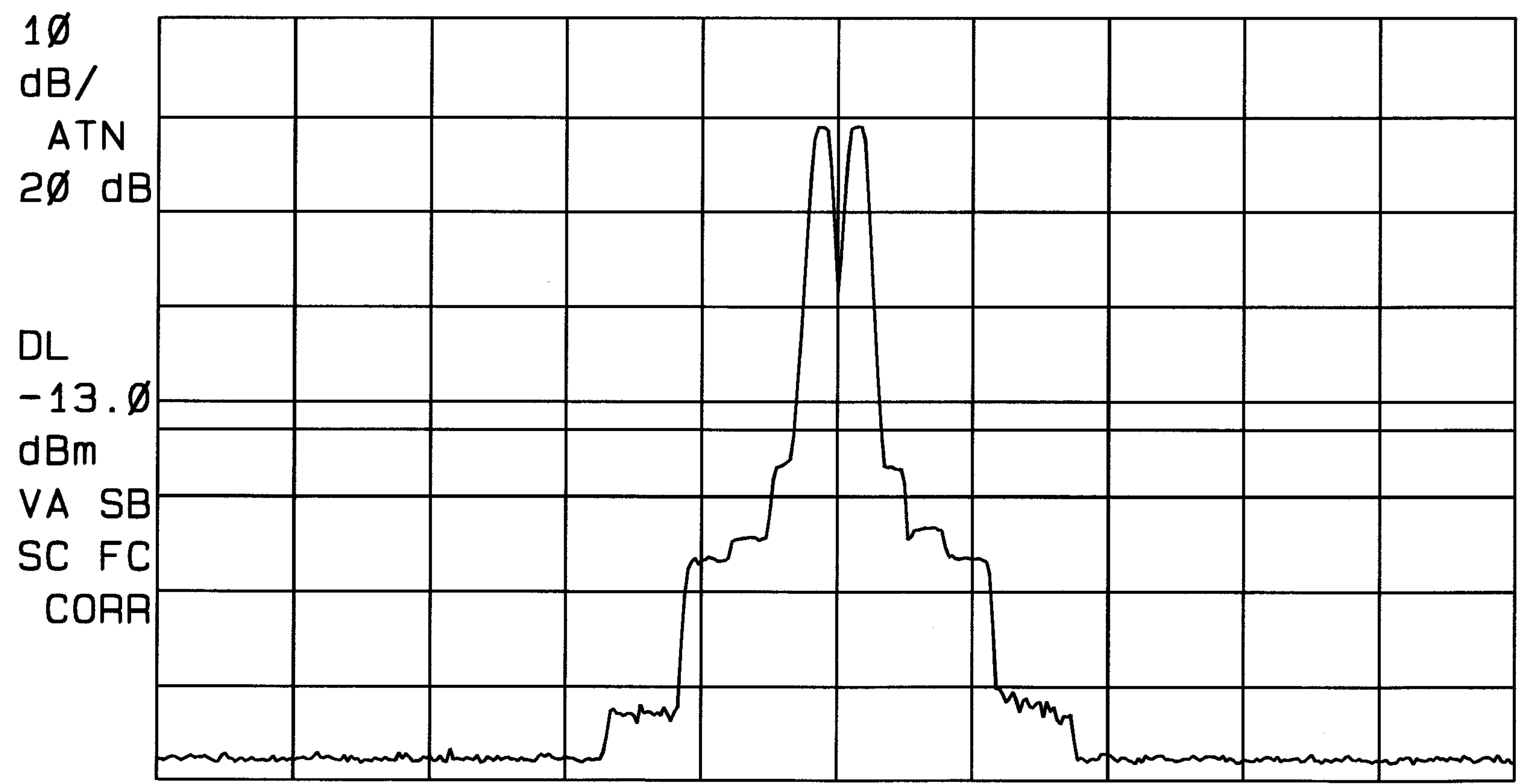
AVG BW 30 KHz

SWP 21.1 sec

13:54:25 OCT 10, 2000  
FOXCOM LITENNA IDEN/LMR

ACTV DET: PEAK  
MEAS DET: PEAK QP AVG

LOG REF 30.2 dBm  
REF OFFST 21.2 dB



CENTER 853.000 MHz  
#IF BW 30 KHZ

AVG BW 30 KHZ

SPAN 5.000 MHz  
SWP 20.0 msec

13:57:41 OCT 10, 2000  
hp FOXCOM LITENNA IDEN/LMR

45

ACTV DET: PEAK  
MEAS DET: PEAK QP AVG

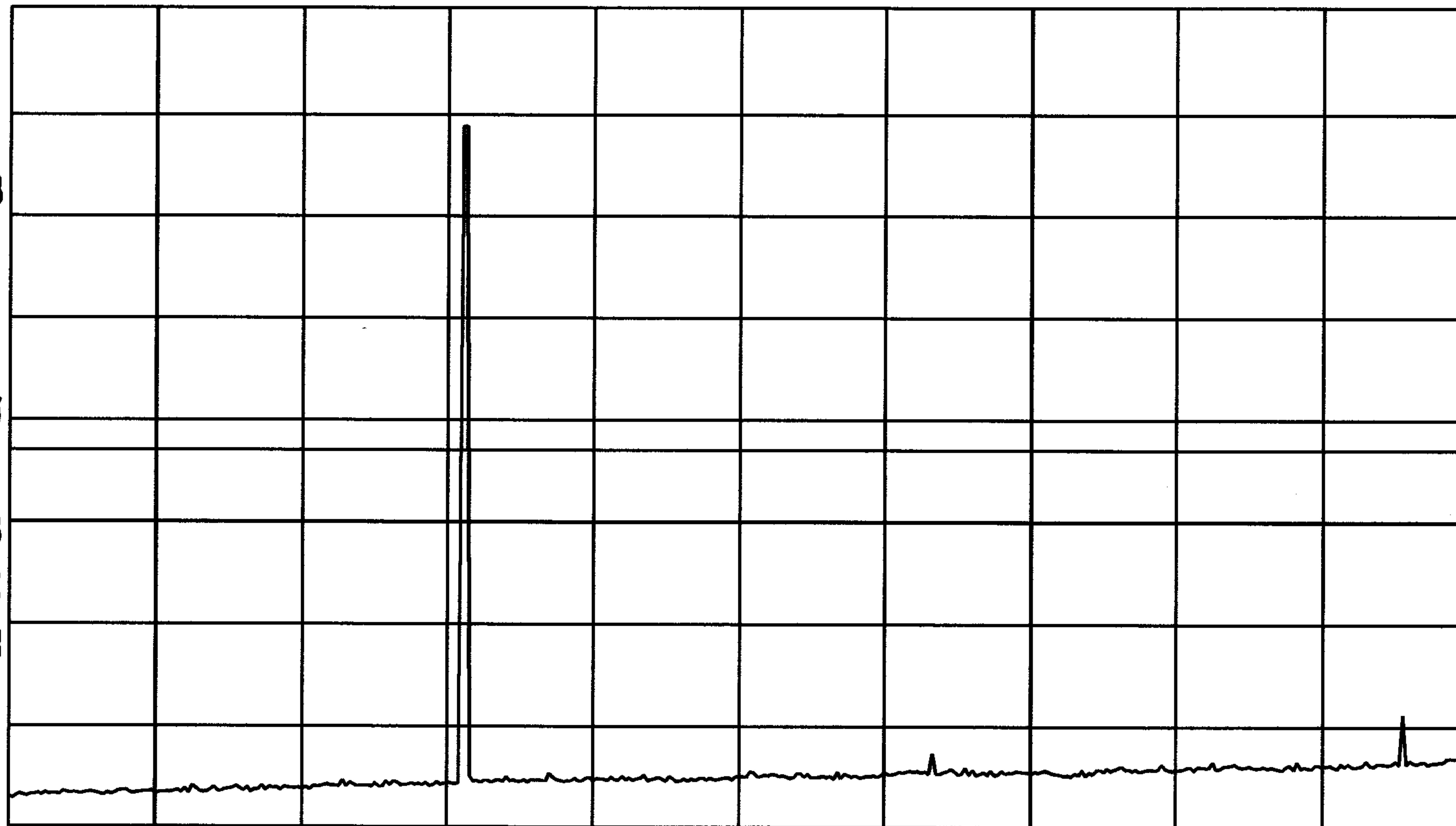
REF OFFST 21.2 dB

LOG REF 30.2 dBm

10  
dB/  
ATN  
20 dB

DL  
-13.0  
dBm

VA SB  
SC FC  
CORR



START 30 MHz

#IF BW 30 kHz

AVG BW 30 kHz

STOP 2.679 GHz

SWP 8.83 sec

13: 59: 07 OCT 10, 2000  
hp FOXCOM LITENNA IDEN/LMR

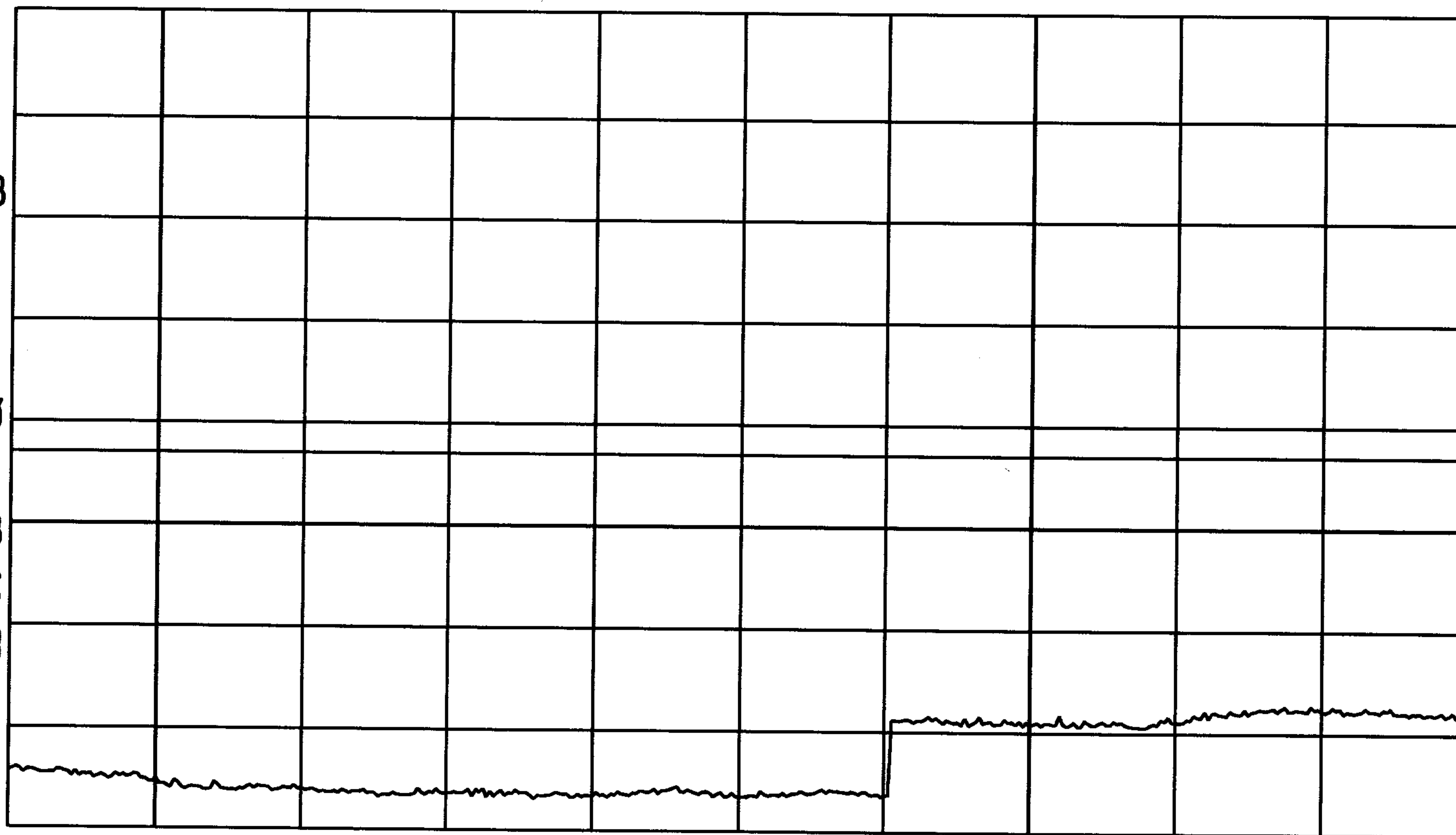
46

ACTV DET: PEAK  
MEAS DET: PEAK QP AVG

LOG REF OFFST 21.2 dB  
REF 30.2 dBm

10  
dB/  
ATN  
20 dB

DL  
-13.0  
dBm  
VA SB  
SC FC  
CORR



START 2.679 GHz

#IF BW 30 KHz

AVG BW 30 KHz

STOP 9.000 GHz

SWP 21.1 sec

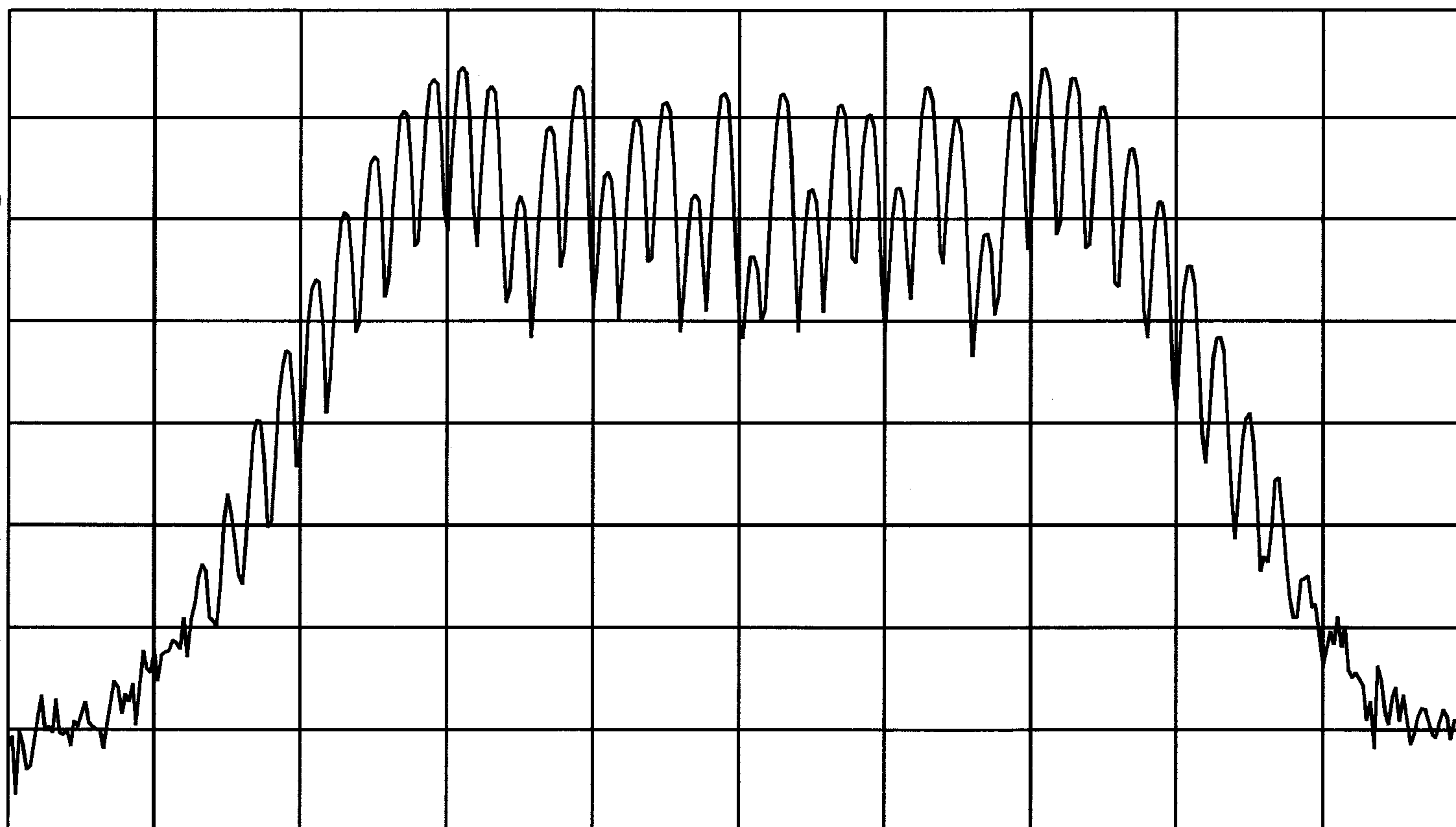
14:23:52 OCT 10, 2000  
FOXCOM LITENNA IDEN/LMR

ACTV DET: PEAK  
MEAS DET: PEAK QP AVG

REF OFFST 21.2 dB  
REF 16.2 dBm

LOG  
10  
dB/  
ATN  
10 dB

VA SB  
SC FC  
CORR



CENTER 853.07400 MHz

SPAN 50.00 kHz

#IF BW 300 Hz

AVG BW 300 Hz

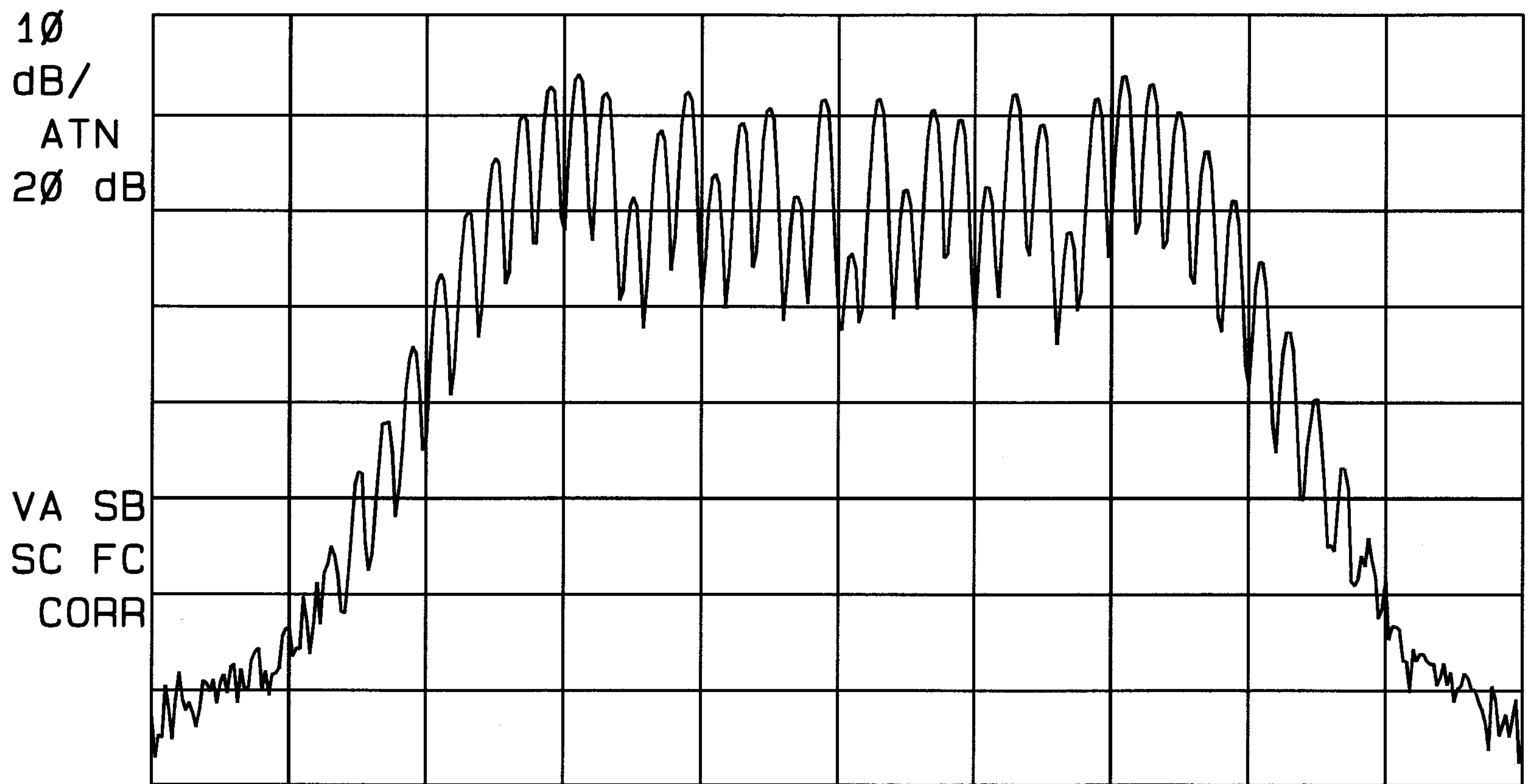
SWP 1.67 sec

14:25:43 OCT 10, 2000  
hp FOXCOM LITENNA IDEN/LMR

48

ACTV DET: PEAK  
MEAS DET: PEAK QP AVG

REF OFFST 1.2 dB  
LOG REF 3.2 dBm



CENTER 853.07400 MHz  
#IF BW 300 Hz

AVG BW 300 Hz

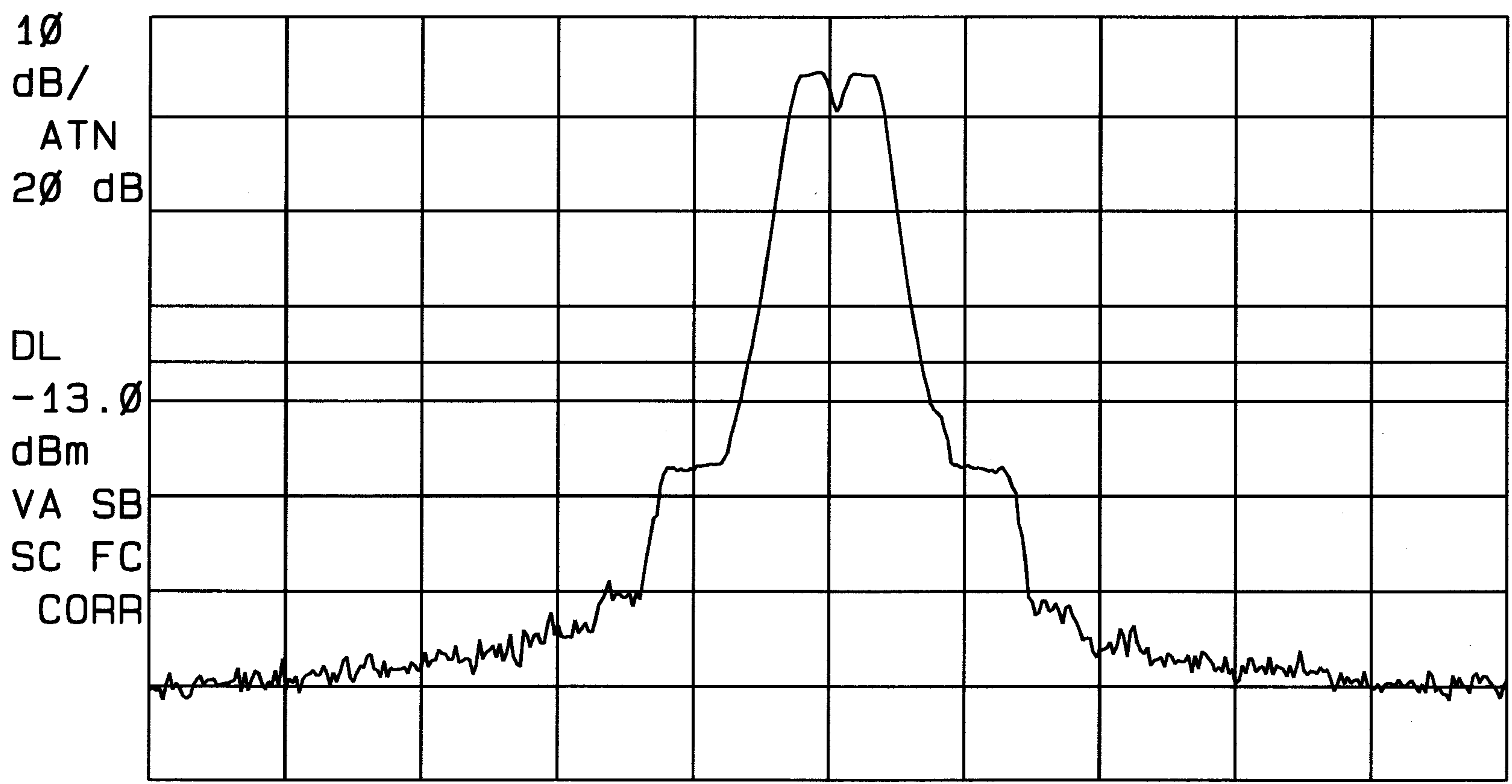
SPAN 50.00 kHz  
SWP 1.67 sec



14:35:04 OCT 10, 2000  
HP FOXCOM LITENNA PAGING/SMR

ACTV DET: PEAK  
MEAS DET: PEAK QP AVG

REF OFFST 21.2 dB  
LOG REF 23.2 dBm



CENTER 939.950 MHz  
#IF BW 30 kHz

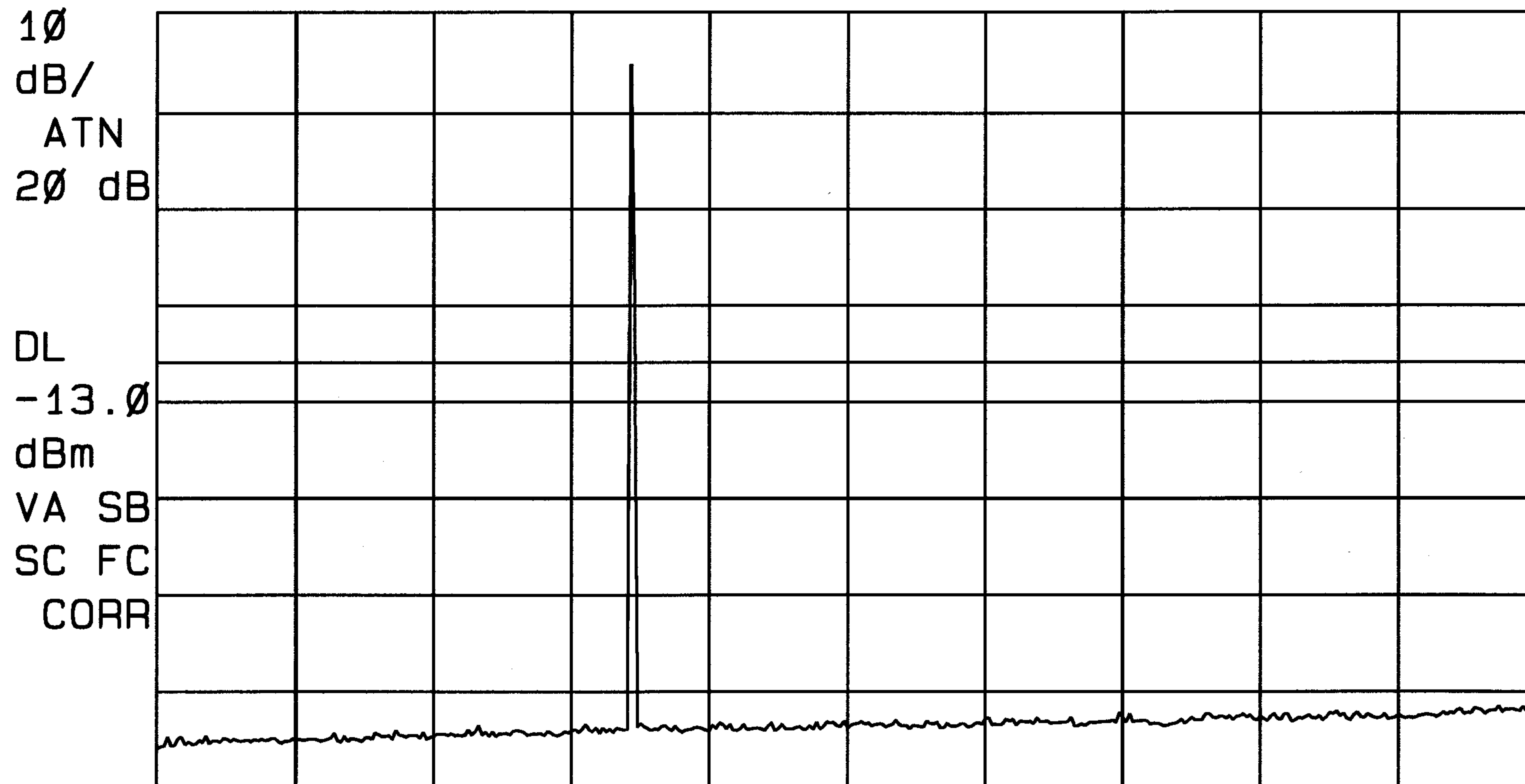
AVG BW 30 kHz

SPAN 2.000 MHz  
SWP 20.0 msec

14:41:46 OCT 10, 2000  
FOXCOM LITENNA PAGING/SMR

ACTV DET: PEAK  
MEAS DET: PEAK QP AVG

LOG REF OFFST 21.2 dB  
REF 23.2 dBm

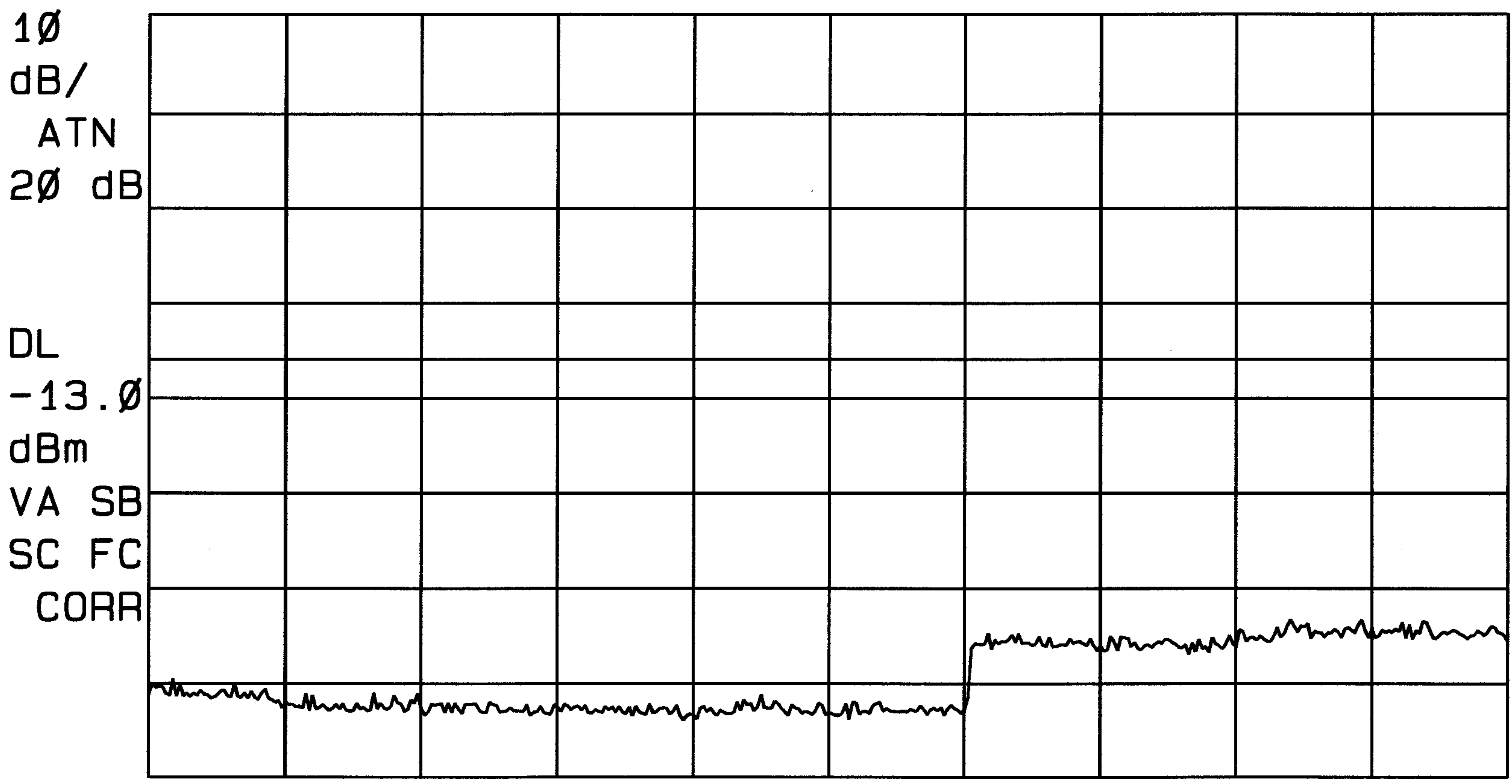


START 30 MHz STOP 2.679 GHz  
#IF BW 30 kHz AVG BW 30 kHz SWP 8.83 sec

14:42:55 OCT 10, 2000  
FOXCOM LITENNA PAGING/SMR

ACTV DET: PEAK  
MEAS DET: PEAK QP AVG

LOG REF OFFST 21.2 dB  
REF 23.2 dBm

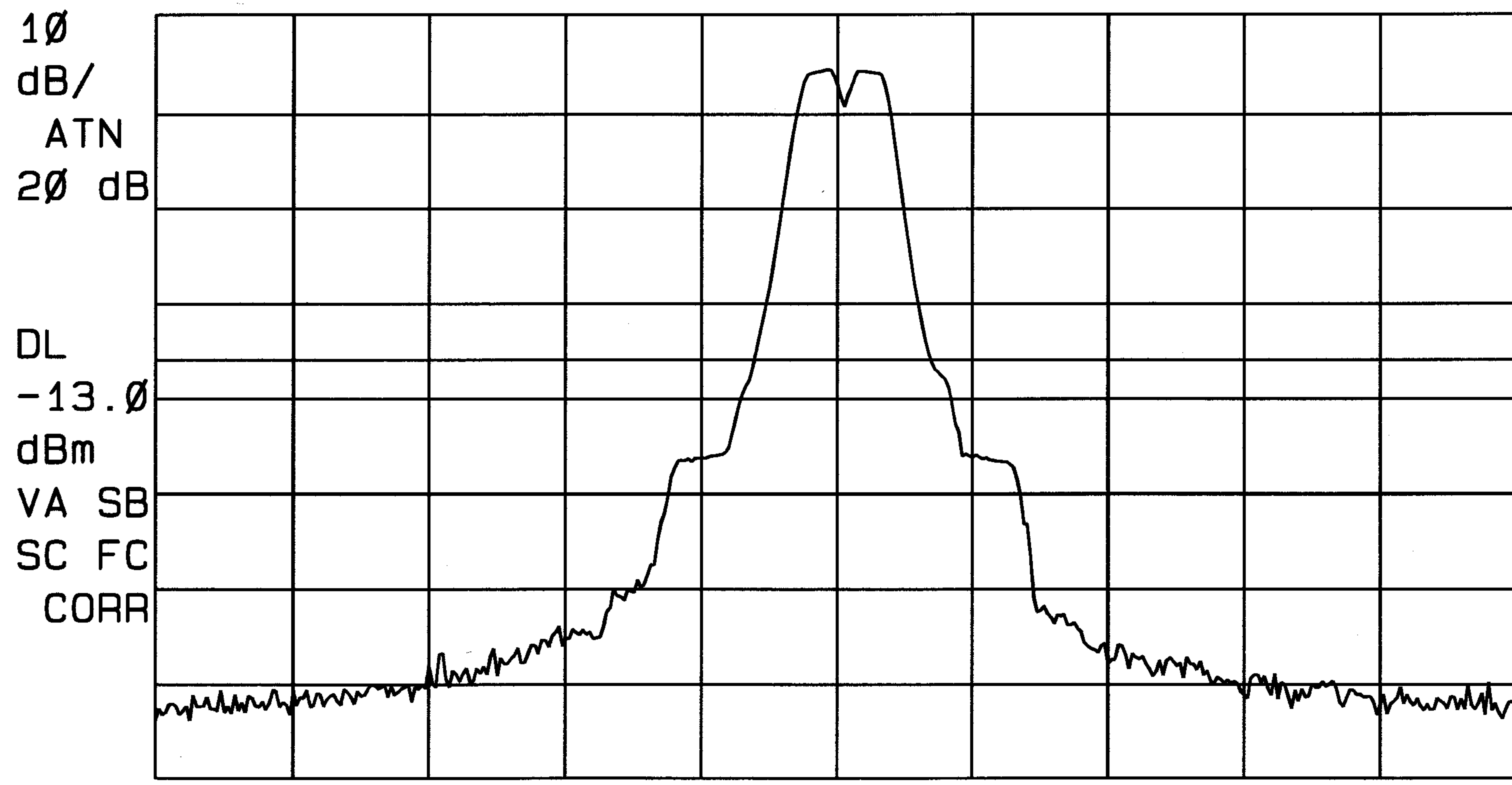


START 2.679 GHz STOP 9.000 GHz  
#IF BW 30 kHz AVG BW 30 kHz SWP 21.1 sec

14:45:29 OCT 10, 2000  
HP FOXCOM LITENNA PAGING/SMR

ACTV DET: PEAK  
MEAS DET: PEAK QP AVG

LOG REF OFFST 21.2 dB  
REF 23.2 dBm



CENTER 936.950 MHz  
#IF BW 30 KHz

AVG BW 30 KHz

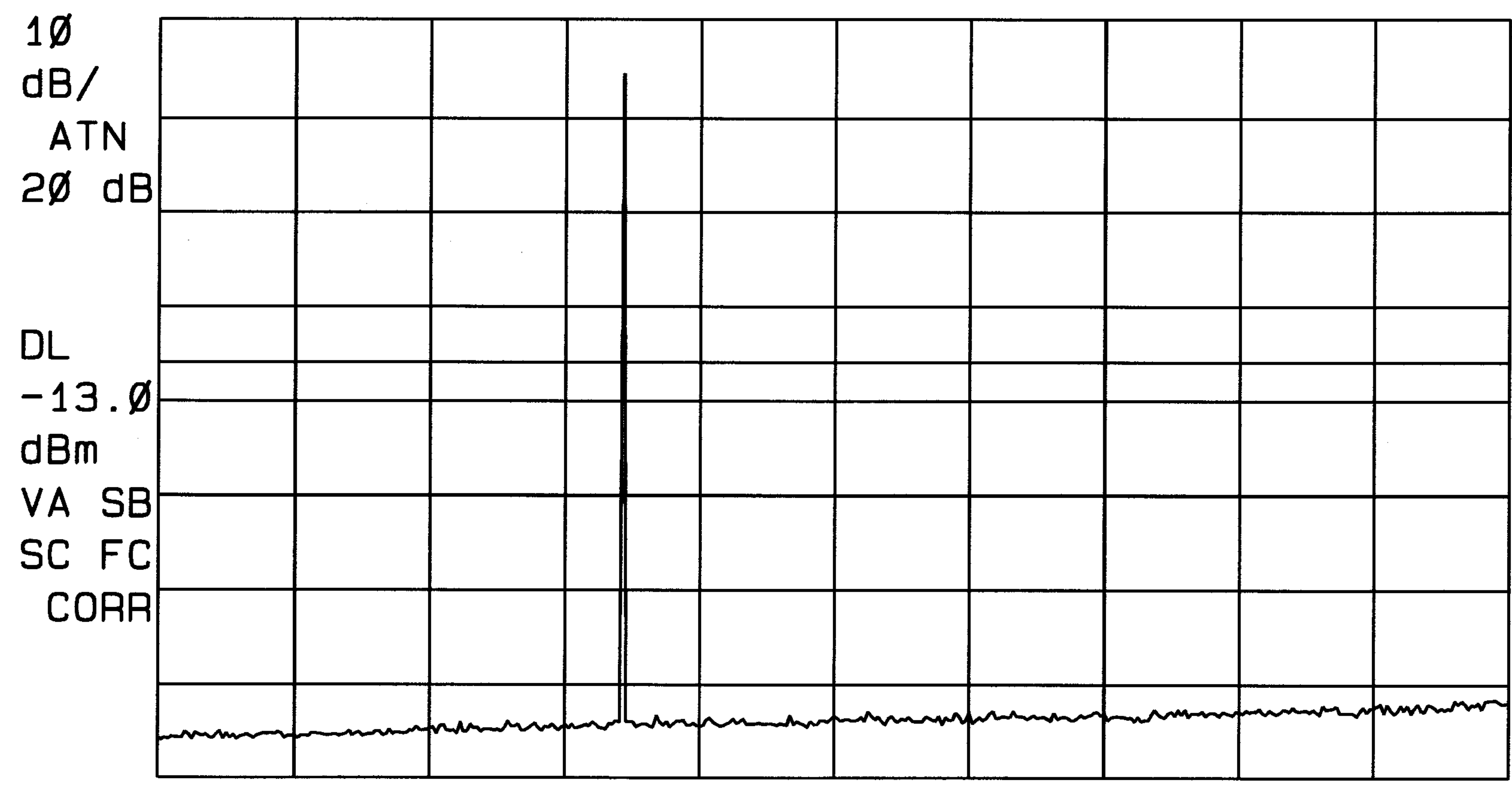
SPAN 2.000 MHz  
SWP 20.0 msec

14:46:44 OCT 10, 2000  
HP FOXCOM LITENNA PAGING/SMR

ACTV DET: PEAK  
MEAS DET: PEAK QP AVG

REF OFFST 21.2 dB

LOG REF 23.2 dBm



START 30 MHz

STOP 2.679 GHz

#IF BW 30 KHz

AVG BW 30 KHz

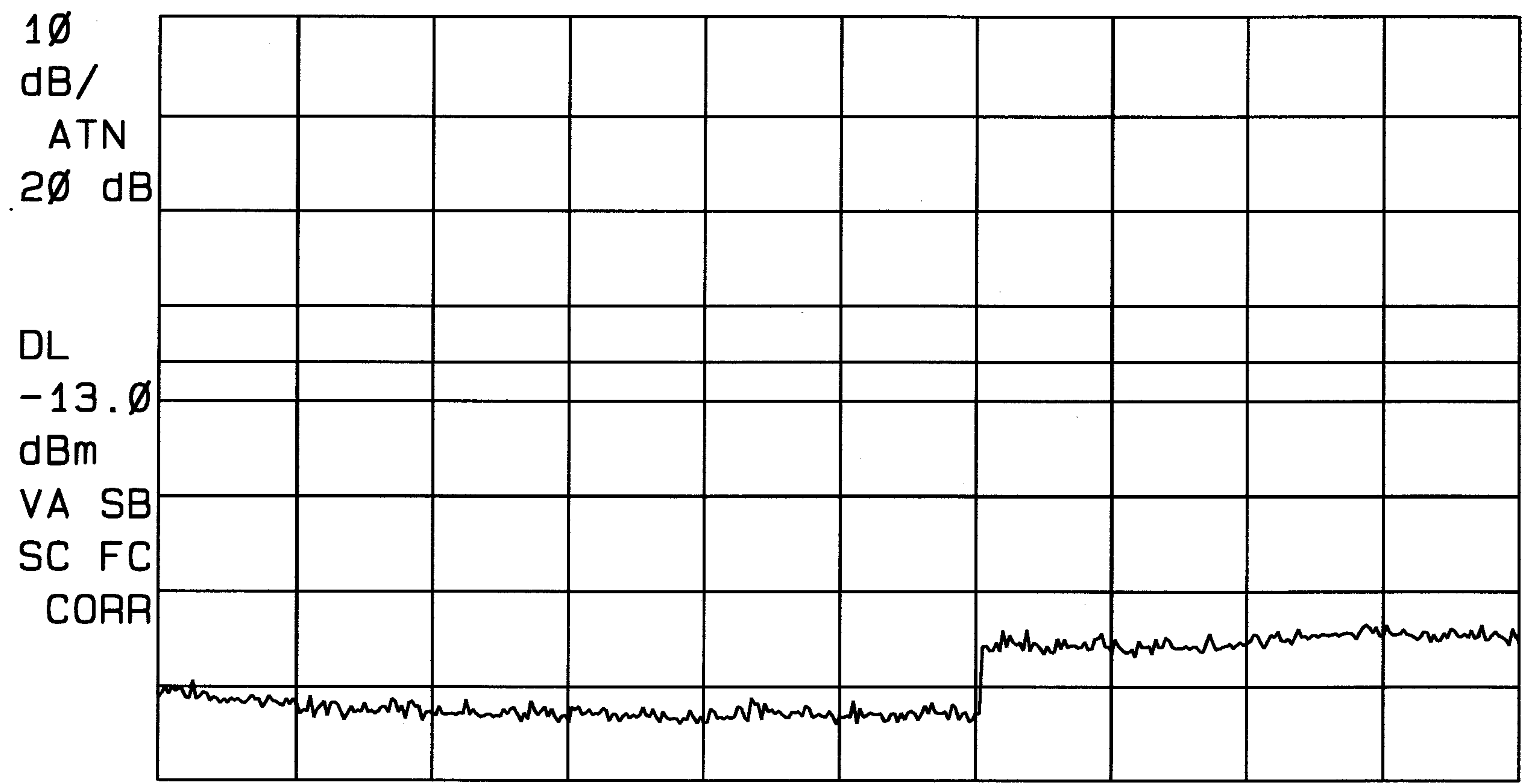
SWP 8.83 sec

14:47:46 OCT 10, 2000  
HP FOXCOM LITENNA PAGING/SMR

ACTV DET: PEAK  
MEAS DET: PEAK QP AVG

REF OFFST 21.2 dB

LOG REF 23.2 dBm



START 2.679 GHz

STOP 9.000 GHz

#IF BW 30 KHz

AVG BW 30 KHz

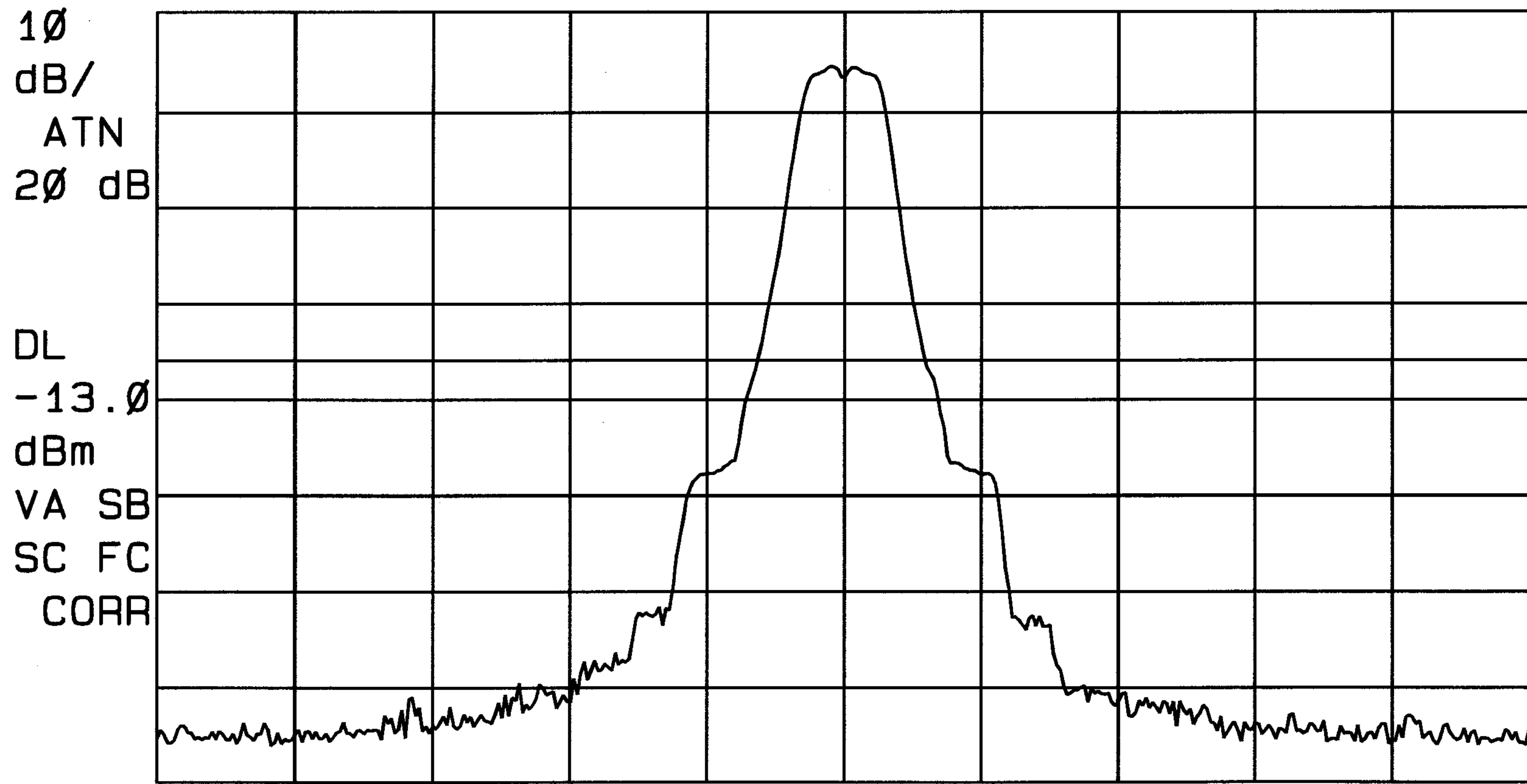
SWP 21.1 sec

85

14:55:39 OCT 10, 2000  
FOXCOM LITENNA PAGING/SMR

ACTV DET: PEAK  
MEAS DET: PEAK QP AVG

LOG REF OFFST 21.2 dB  
REF 23.2 dBm



CENTER 930.955 MHz  
#IF BW 30 KHZ

AVG BW 30 KHZ

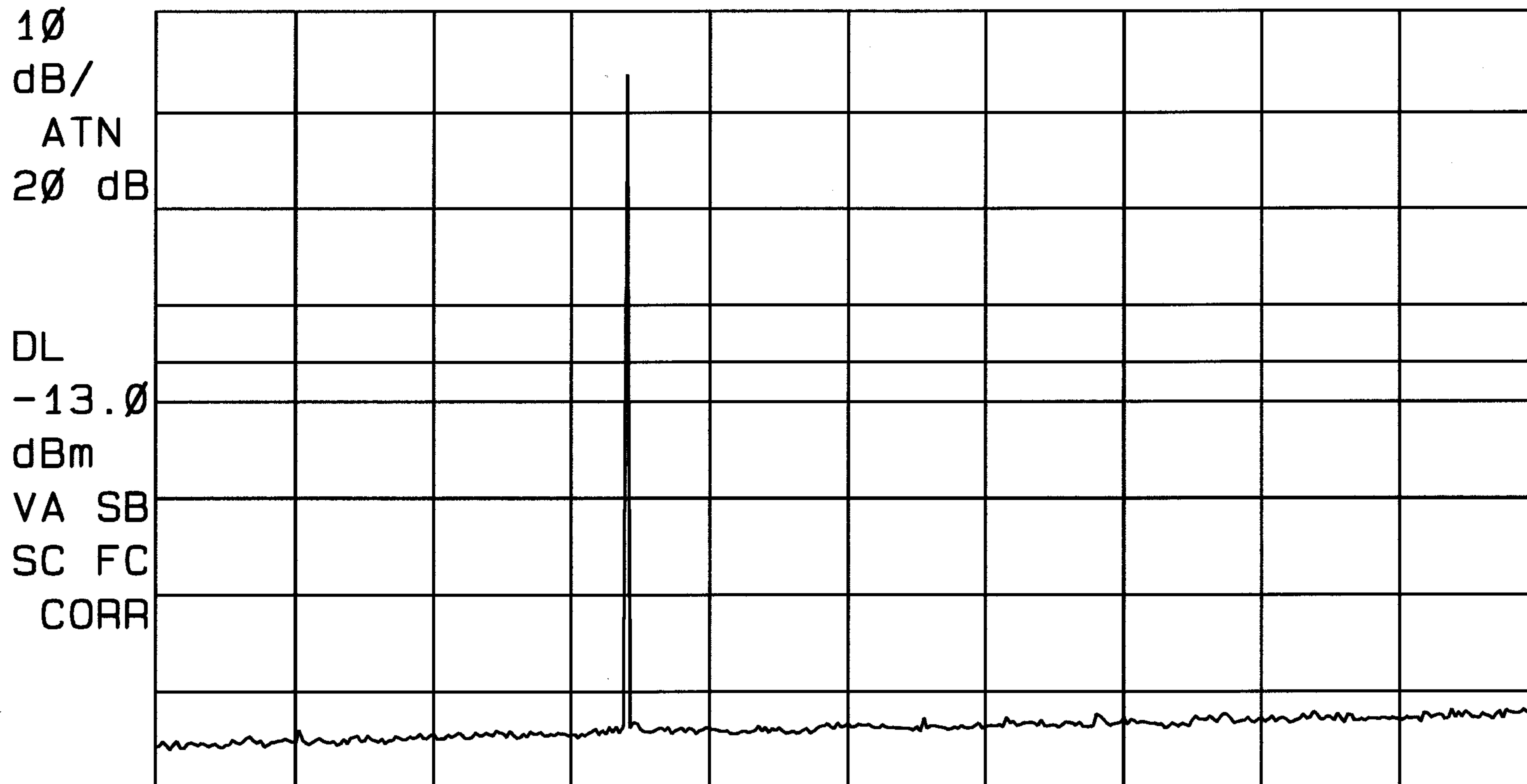
SPAN 2.000 MHz  
SWP 20.0 msec

14:53:33 OCT 10, 2000  
HP FOXCOM LITENNA PAGING/SMR

ACTV DET: PEAK  
MEAS DET: PEAK QP AVG

REF OFFST 21.2 dB

LOG REF 23.2 dBm



START 30 MHz

#IF BW 30 kHz

AVG BW 30 kHz

STOP 2.679 GHz

SWP 8.83 sec

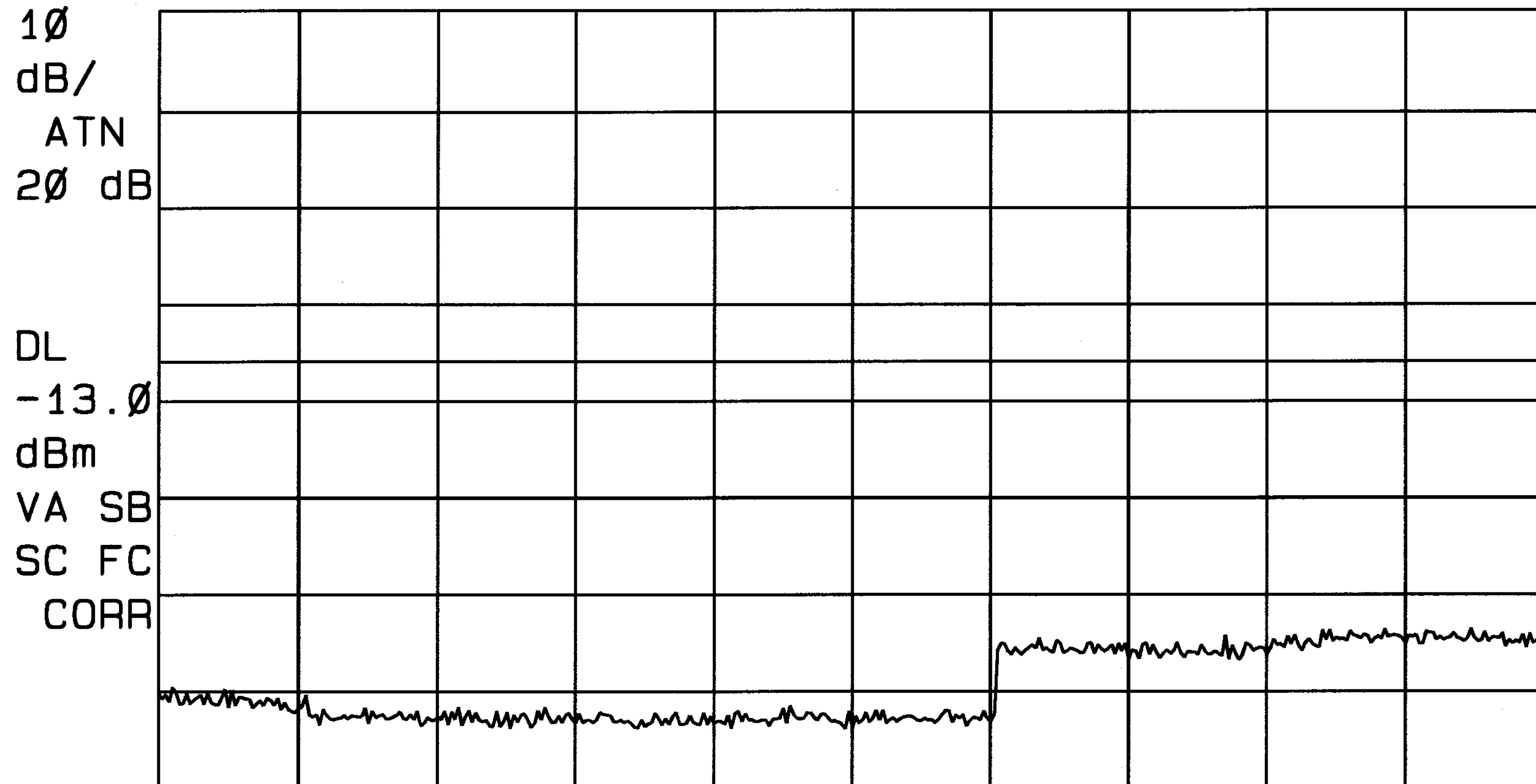


14:49:50 OCT 10, 2000  
FOXCOM LITENNA PAGING/SMR

57

ACTV DET: PEAK  
MEAS DET: PEAK QP AVG

LOG REF OFFST 21.2 dB  
REF 23.2 dBm



START 2.679 GHz

STOP 9.000 GHz

#IF BW 30 kHz

AVG BW 30 kHz

SWP 21.1 sec

14:57:52 OCT 10, 2000  
FOXCOM LITENNA PAGING/SMR

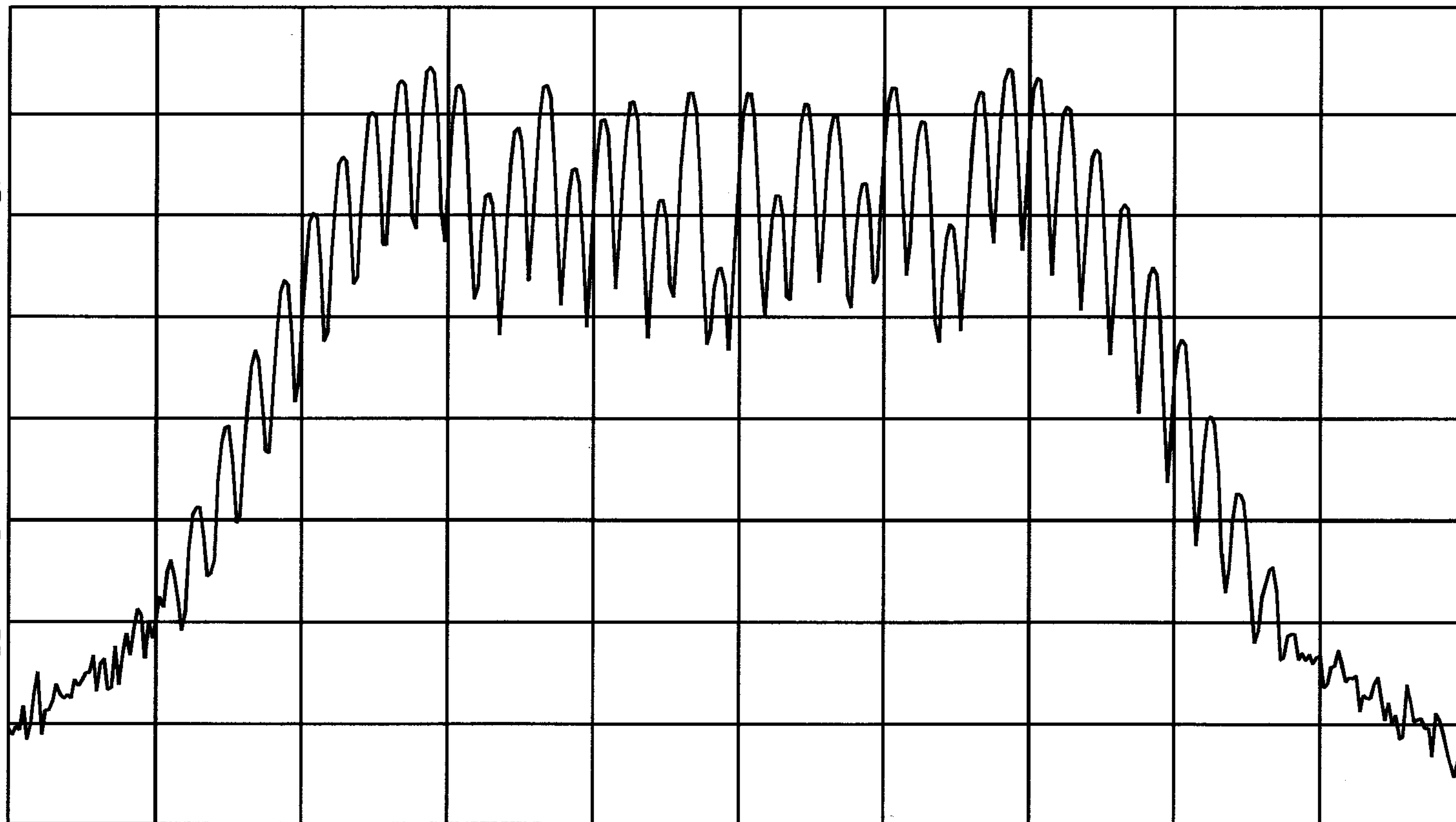
58

ACTV DET: PEAK  
MEAS DET: PEAK QP AVG

LOG REF OFFST 21.2 dB  
REF 15.2 dBm

10  
dB/  
ATN  
10 dB

VA SB  
SC FC  
CORR



CENTER 938.00000 MHz

#IF BW 300 Hz

AVG BW 300 Hz

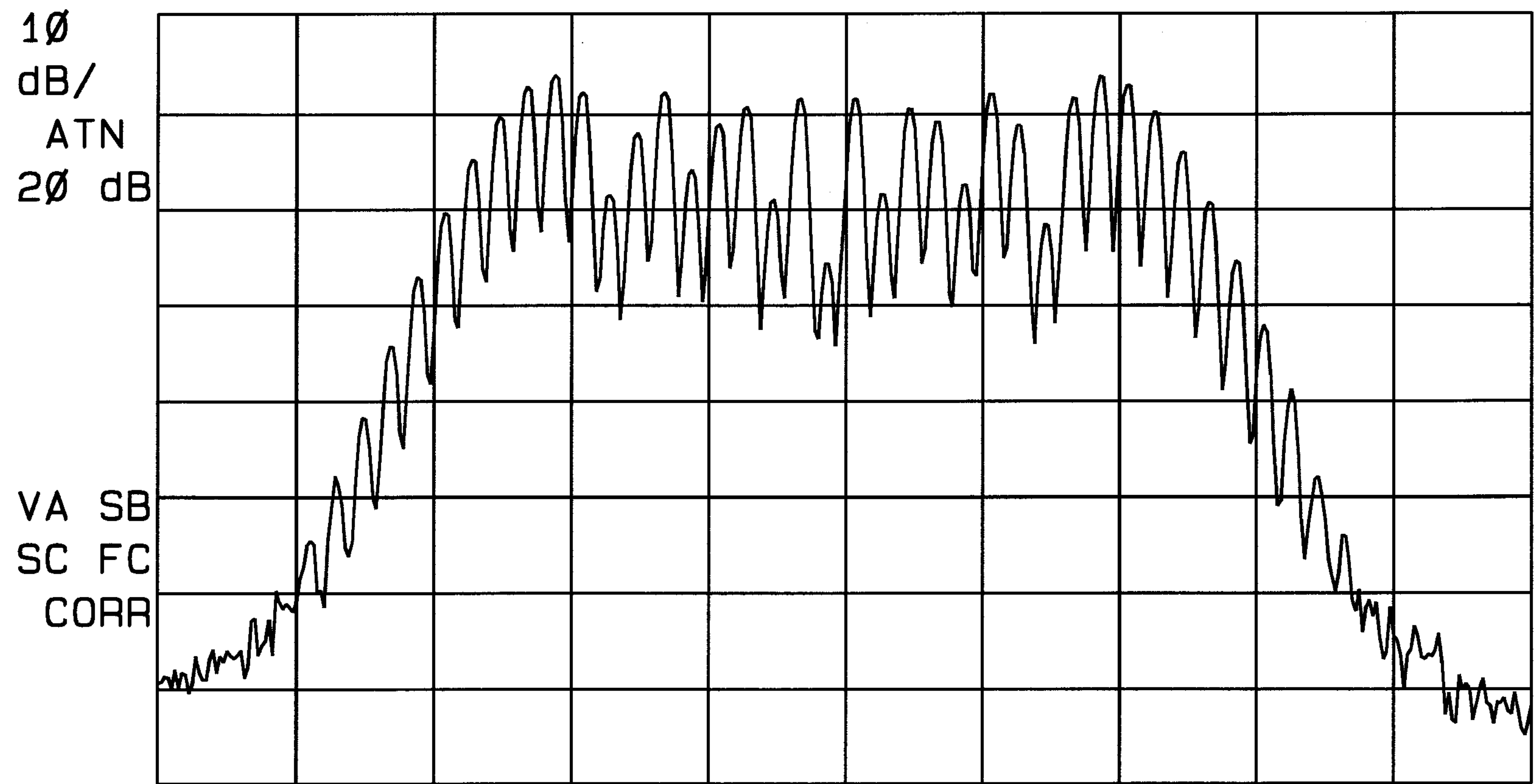
SPAN 50.00 kHz

SWP 1.67 sec

15:00:05 OCT 10, 2000  
FOXCOM LITENNA PAGING/SMR

ACTV DET: PEAK  
MEAS DET: PEAK QP AVG

REF OFFST 1.2 dB  
LOG REF 2.2 dBm



CENTER 938.00000 MHz SPAN 50.00 kHz  
#IF BW 300 Hz AVG BW 300 Hz SWP 1.67 sec