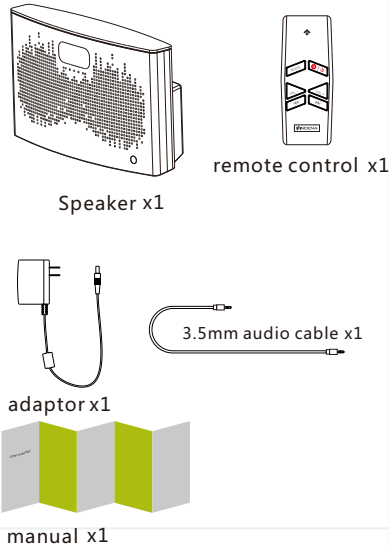


INDENA



G-811
User manual

package contents



Technical Data

Impedance	8Ω(2pcs full frequency speaker)
Output power	10W*2
Voltage	DC 12V
THD	H+R<1.2%
Bluetooth Version	Support Bluetooth V2.1
N.W	2.6Kg
Size	300*176*97mm

Features

- Bluetooth connect**
Support 2.1 bluetooth version connect.
- Aux in connect**
Work as the external speaker by connecting to the audio source of computer, mobile, PSP/MP3/MP4 etc.
- USB flash music play**
Support MP3/WMA/APEmusic formate, max 32G
- TF music play**
Support MP3/WMA/APEmusic formate, max 32G
- Remote control**
Support remote control to come ture different functon.
- Safe lock**

Service

Name	
Phone number	
Add	
E-mail	
Model	
Date	

Remote controller Operate

① Power on/off & Disconnect Bluetooth

Short press: power on the speaker, then you can hear the voice guide, means the speaker waiting connect with other device, if press again, then power off this speaker.
Long press: disconnect the device, and searching other bluetooth device, if you want disconnect this device with exist device, just long press this button, then disconnect.

② Mode Switch

Mode sequence: **Bluetooth**→**USB**→**TF**→**Aux in**
If have not insert USB, if have not insert TF, then speaker will not voice this mode.

③ Play/Pause/Mute

Short press this button to pause the music, if press again, then playing music continue. Short press the button to come ture mute under Aux in mode or coaxial mode.

④ Volume adjust

Short press this button to adjust the volume when max volume, the speaker will voice "du du".

⑤ Previous/Next

Short press to change the previous and next sound (under Bluetooth, USB, Micro SD mode)

Operation instruction

Bluetooth: Power on this speaker, speaker will enter into Bluetooth mode, the speaker will voice guide.

① **Connect:** please turn on the Bluetooth function of your mobile/other devices. the "G-811" will be found, please connect it, The mobile may remind you to input the pairing code, The speaker's default pairing code is "0000".
② Press **⏮/⏭** choose the songs, press **▶** play/pause

Aux in mode:

Use the 3.5mm audio cable included to speaker to an audio source (PC, MP3/MP4, mobile phone), Short press the **MODE** button to enter "AUX IN" mode, The speaker will play the music from the audio source.

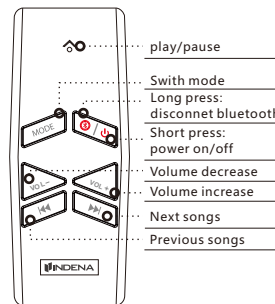
USB mode:

Insert USB after power on, press **MODE** button enter into USB mode, press **⏮/⏭** to choose the music, press **▶** play/pause.

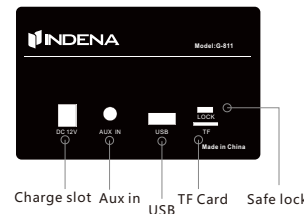
TF mode:

Insert TF after power on, press **MODE** button enter into USB mode, press **⏮/⏭** to choose the music, press **▶** play/pause.

Remote control keys



Slots



Federal Communications Commission (FCC) Statement

This device complies with part 15 of the FCC Rules. Operation is subject to the following two conditions: (1) This device may not cause harmful interference, and (2) this device must accept any interference received, including interference that may cause undesired operation.

Note: This equipment has been tested and found to comply with the limits for a Class B digital device, pursuant to part 15 of the FCC Rules. These limits are designed to provide reasonable protection against harmful interference in a residential installation. This equipment generates, uses and can radiate radio frequency energy and, if not installed and used in accordance with the instructions, may cause harmful interference to radio communications. However, there is no guarantee that interference will not occur in a particular installation. If this equipment does cause harmful interference to radio or television reception, which can be determined by turning the equipment off and on, the user is encouraged to try to correct the interference by one or more of the following measures:

- Reorient or relocate the receiving antenna.
- Increase the separation between the equipment and receiver.
- Connect the equipment into an outlet on a circuit different from that to which the receiver is connected.
- Consult the dealer or an experienced radio/TV technician for help.

Warning: Changes or modifications made to this device not expressly approved by Shenzhen Leader-union Technology Co., Ltd may void the FCC authorization to operate this device.

Note: The manufacturer is not responsible for any radio or TV interference caused by unauthorized modifications to this equipment. Such modifications could void the user's authority to operate the equipment.