



Photograph No.: 4



EUT cover removed

Photograph No.: 5




Mainboard rear view

Photograph No.: 6



RF Module with patch antenna field

Photograph No.: 7




Mainboard front view

Photograph No.: 8




RF module rear view

Photograph No.: 9



RF module and mainboard

Photograph No.: 10



All parts of the EUT