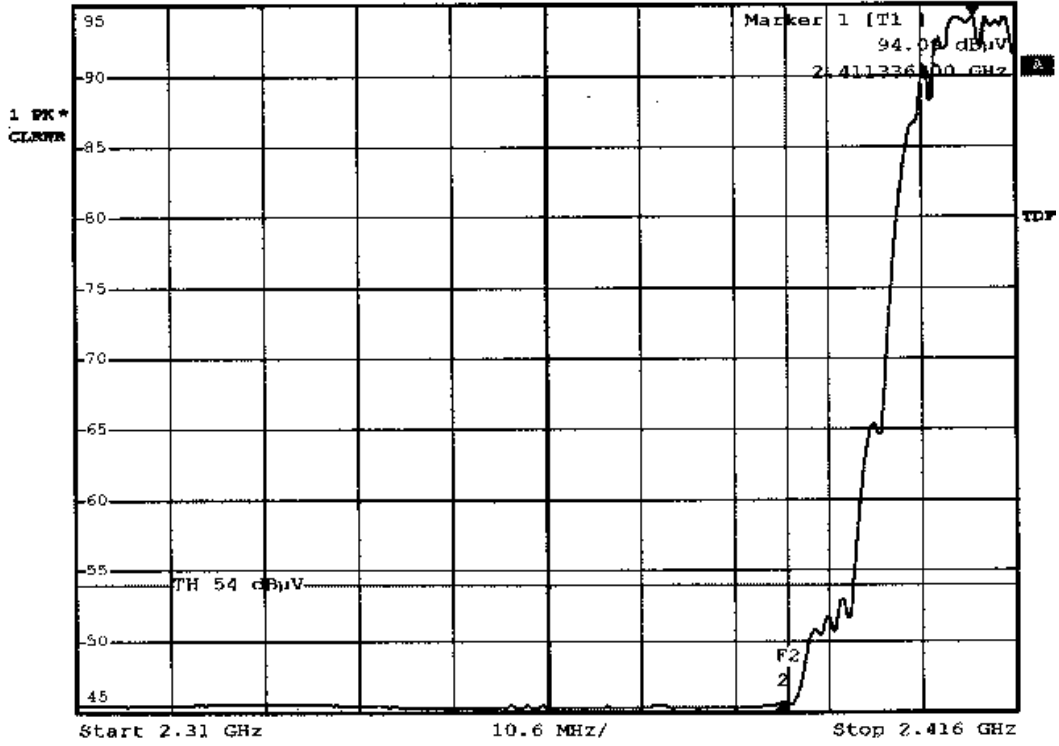




*REW 1 MHz Delta 2 [T1]
*VBW 10 Hz -48.42 dB
SWT 27 s -21.83600000 MHz

Ref 95 dBuV

*Att 0 dB



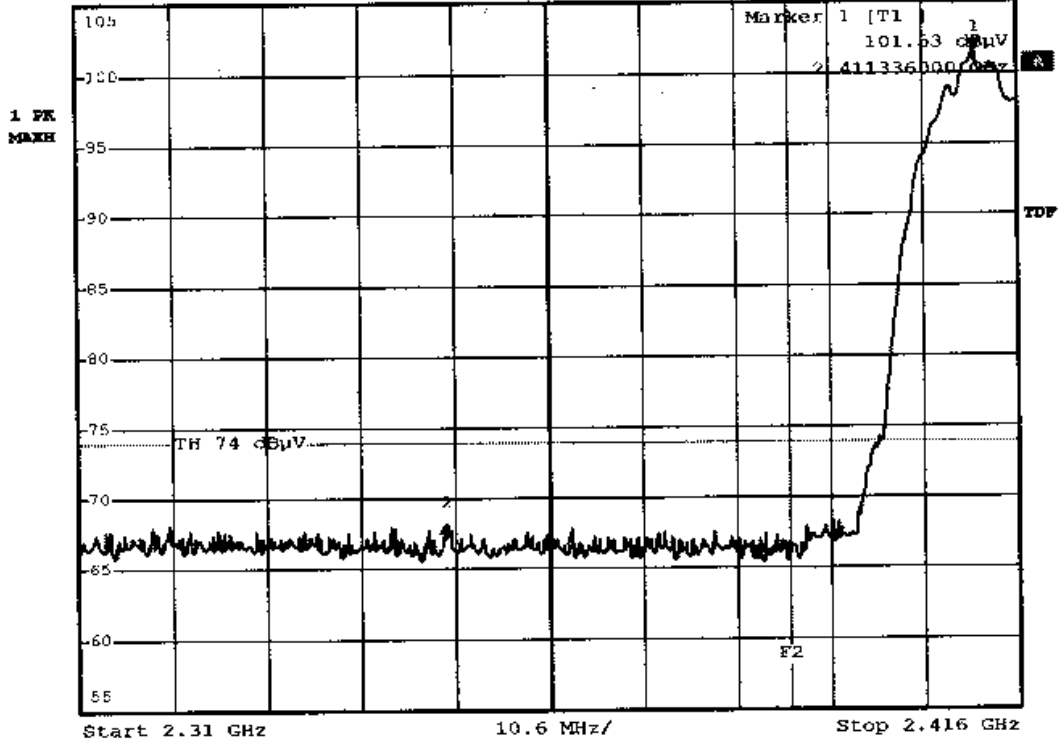
Comment A: Band-edge at low channel p▼
F2=2390MHz

Date: 1.AUG.2002 12:01:45



*RBW 1 MHz Delta 2 [T1]
*VBW 1 MHz -33.30 dB
SWT 5 ms -59.996000000 MHz

Ref 105 dBμV *Att 10 dB



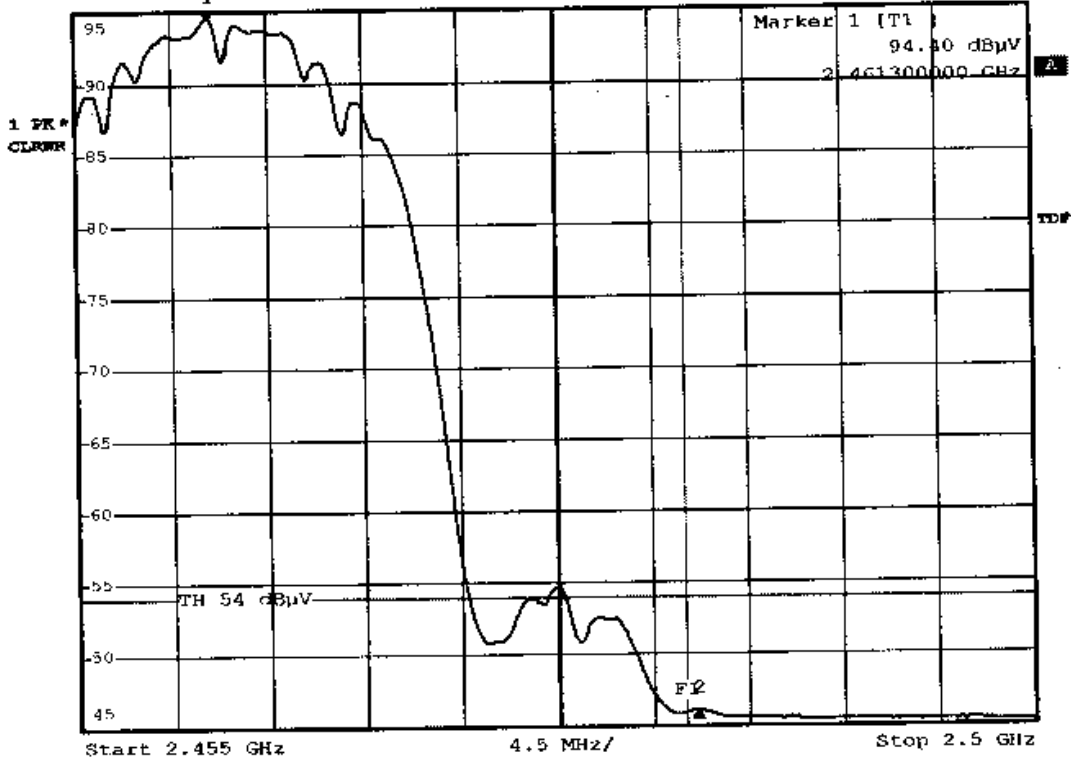
Comment A: Band-edge at low channel
F2=2390MHz
Date: 1.AUG.2002 11:57:55



*RBW 1 MHz Delta 2 [T1]
*VBW 10 Hz -48.28 dB
SWT 11.5 s 22.77000000 MHz

Ref 95 dBμV

*Att 0 dB



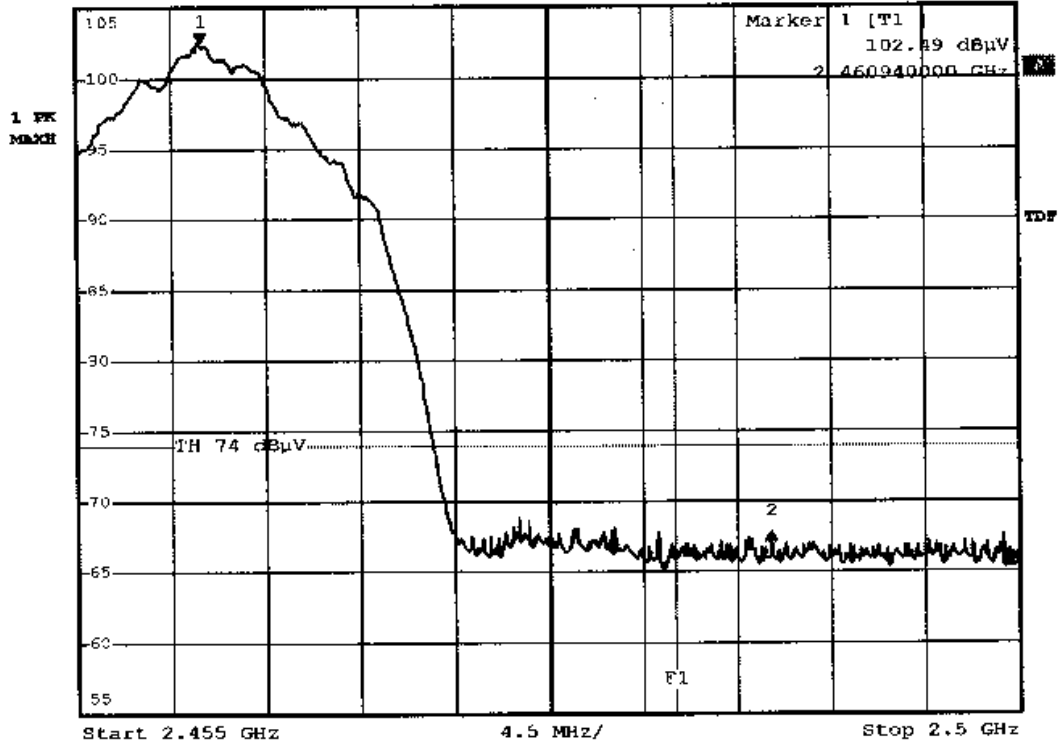
Comment A: Band-edge at high channel
F1-2483.5MHz
Date: 1.AUG.2002 12:20:03



*RBW 1 MHz Delta 2 [T1]
*VRW 1 MHz -34.76 dB
SWT 2.5 ms 27.18000000 MHz

Ref 105 dBuV

*Att 10 dB



Comment A: Band-edge at high channel

F1=2483.5MHz

Date: 1.AUG.2002 12:16:28