



Vehicle Key

The vehicle is supplied with three vehicle keys; Two primary keys and an emergency key.

Keep the second primary key in a safe place. Do not leave a vehicle key in the vehicle when unattended.

⚠ Warning: *The engine can be started by any person in the vehicle if the brake pedal is pressed down and the start button is pressed. Care should be taken that the vehicle key is not left in the vehicle with only occupants such as young children or pets inside.*

 If a vehicle key is lost, contact your Aston Martin Dealer.

 If the vehicle key is not in the vehicle, the message 'Key Not Found' will be displayed in the instrument cluster when trying to start the vehicle. This message will also be displayed if the vehicle key battery does not have enough charge to be detected by the keyless start system.

Vehicle Key Functions



[1] **LOCK:** Press and release to lock the vehicle and arm the security system. The vehicle will also immediately deadlock¹.

[2] **UNLOCK:** Press and release to unlock either the driver's door or the vehicle (Refer to 'One Step Unlocking', page 2.3).

[3] **DECK LID OPEN:** Press and hold to release the deck lid catch.

¹ Market Dependent

Global Close


Press and hold the **UNLOCK** button to unlock all vehicle doors and open all windows.

Press **LOCK** to lock all doors and close all windows.

One Step Unlocking

The vehicle key can be set to either unlock only the drivers door on a single press of the **UNLOCK** or all vehicle doors.

To cycle between single door unlock and full unlock, press and hold the **LOCK** and **UNLOCK** buttons at the same time.

 If the vehicle is set to only open the driver's door, a second press of the **UNLOCK** button will open all vehicle doors.

Vehicle Key Battery

Battery Power Conservation

Keyless Go can be deactivated to conserve battery power in the key.

To deactivate Keyless-Go, double tap the lock button.

To activate Keyless-Go, press any key on the key or insert the key into the emergency ignition switch.

Battery Replacement

To replace the vehicle key's battery:

Short section covering battery replacement


Keyless Start Failure

If the vehicle does not start because the charge vehicle key battery is too low use the emergency start procedure (Refer to 'Emergency Engine Start', page 2.8).

Keyless Go Zones

The Keyless Go function for vehicle locking and engine start will operate when a vehicle key is in one of the below reception zones:

IMAGE IN WORK

 The vehicle key is only needed in one of the reception zones for Keyless Go. For example, the vehicle key can be in the rear reception zone and the passenger side door can be unlocked.

Vehicle Security


Deck Lid

Opening The Deck Lid Outside the Vehicle

Press and hold the **DECK LID** button (A) on the vehicle key once to enable the release catch and lift the deck lid.



Vehicle Security

 If the vehicle is locked when the **DECK LID** button is pressed, the doors will remain locked and the security system will still be armed.

2.6

2.3