




BS-MoVA Technology Co., Ltd.

DUAL-BAND 2.4 GHz/5 GHz SUB ANTENNA WITH CABLE AND IPEX

DUAL-BAND 2.4 GHz/5 GHz SUB ANTENNA

**Part Name: SUB 2.4 GHz/5 GHz Dual-Band Antenna
with 1.13 mm cable/length 59mm
+ IPEX**

Part Number: 111020012



I. Introduction:

A SUB type antenna used in the 2.4 GHz band and 5 GHz band own good impedance bandwidth and it can be easily designed in the small device communication without degrading the impedance bandwidth. Also, its good antenna gain will apply to the BT or WLAN a/b/n applications with good communication range.

II. Antenna Specifications:

Frequency Range	2400-2483 MHz, 5150-5850 MHz
Impedance	50 Ohm
S11	< -8 dB
Antenna Peak Gain	2. dBi (typ.) @ 2.4 GHz Band, 4 dBi (typ.) @ 5 GHz band
Polarization	Linear
Pattern	Like Omni-directional
Max. Power	2 Watt
Dimensions	39 mm* 10 mm* 0.8 mm
Cable/Length/Connector	1.13mm/59mm/Ipex
Operating Temp	-20°C ~ +85°C
Storage Temp.	-25°C ~ +85°C

III. Measured Results:

1. Reflection Coefficient:

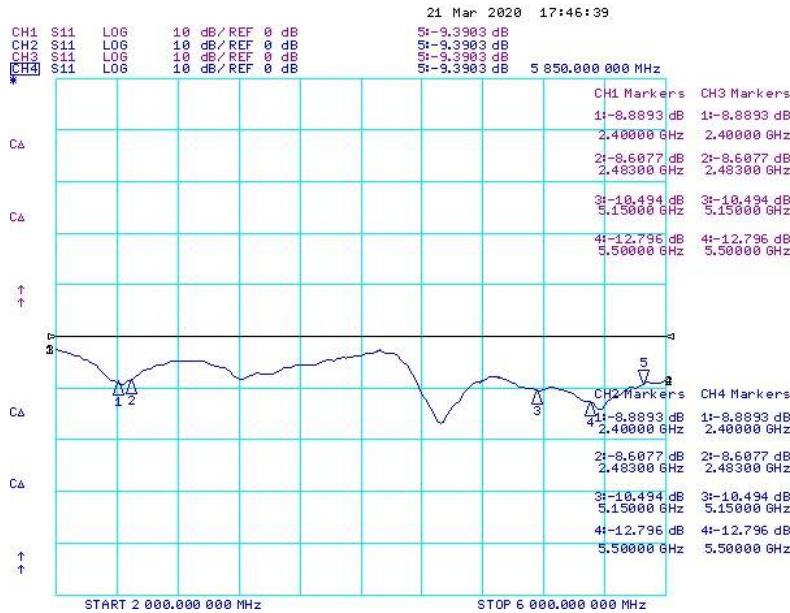


Fig. 3-1. Reflection coefficient of PCB antenna

2. Radiation Patterns:

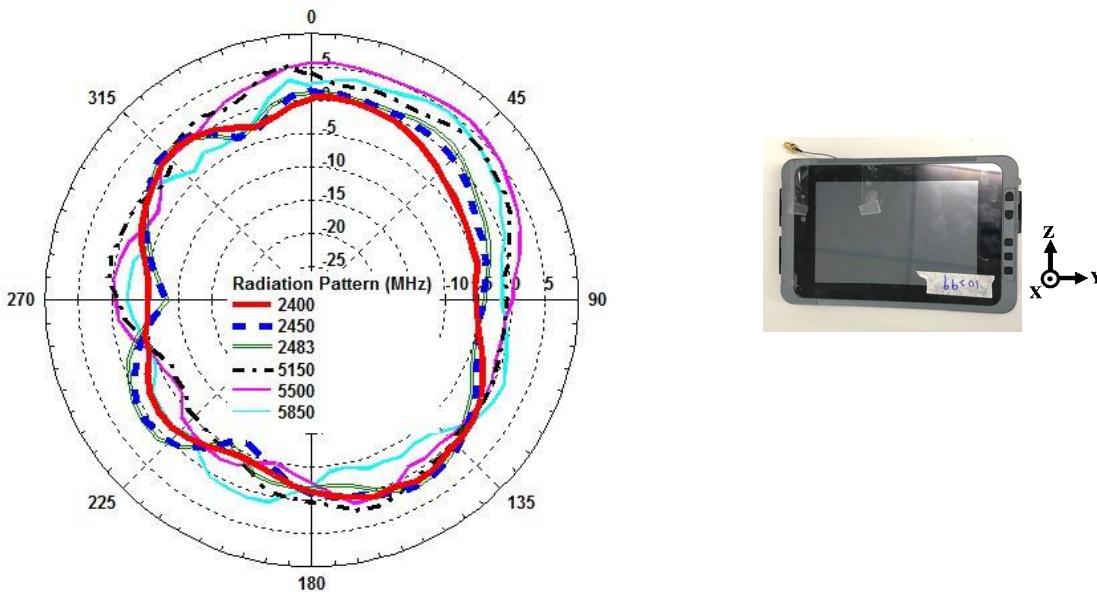


Fig. 3-2. Radiation pattern and gain in the X-Y plane.

BS-MoVA Technology Co., Ltd reserves the right to change products and specifications without notice. Before using the document, please confirm that this is the latest version. The information does not convey any license under rights of BS-MoVA Technology Co., Ltd.
 TEL: +886-3-560-1688, FAX: +886-3-560-1690, <http://www.bs-mova.com.tw> E-mail: sales@bs-mova.com.tw
 Revision 1.0 20200330

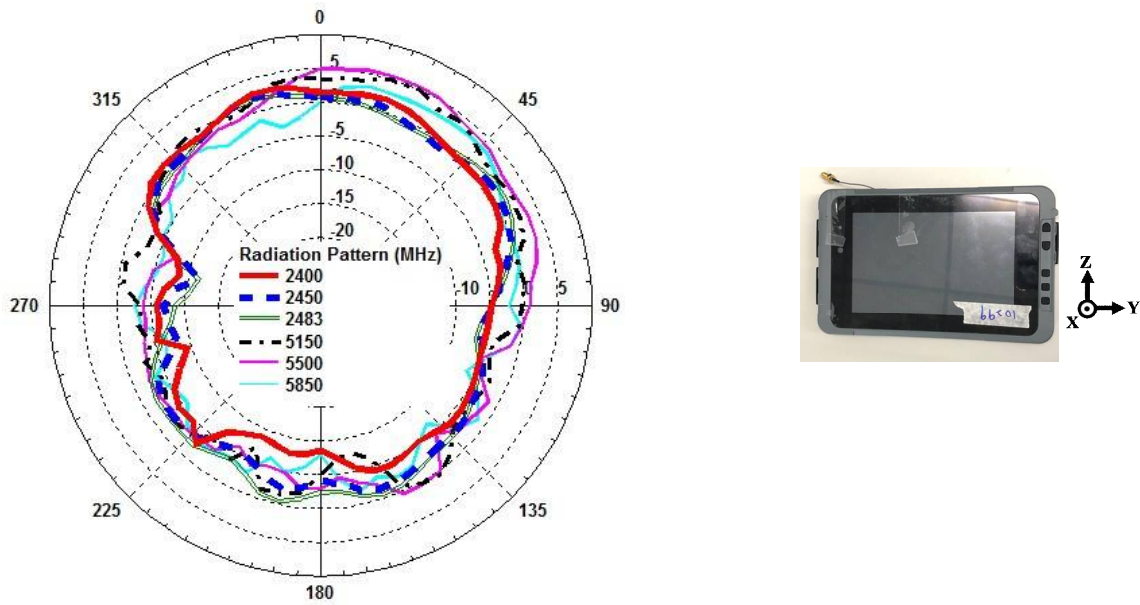


Fig. 3-3. Radiation pattern and gain in the Y-Z plane.

3. Gain:

Table:

X-Y plane

Frequency (MHz)	Gain(dBi)		
	Max	Min	Avg.
2400	1.4	-12.8	-2.2
2450	2.0	-8.0	-1.8
2483	2.1	-8.2	-1.7
5150	5.3	-6.9	1.1
5500	6.0	-6.1	1.6
5850	4.8	-4.9	0.2

Y-Z plane

Frequency (MHz)	Gain(dBi)		
	Max	Min	Avg.
2400	2.8	-9.3	-2.3
2450	2.3	-11.6	-1.9
2483	2.1	-11.5	-1.8
5150	5.3	-7.4	0.5
5500	5.5	-7.3	0.7
5850	3.4	-8.0	-1.3

IV. Appearance:

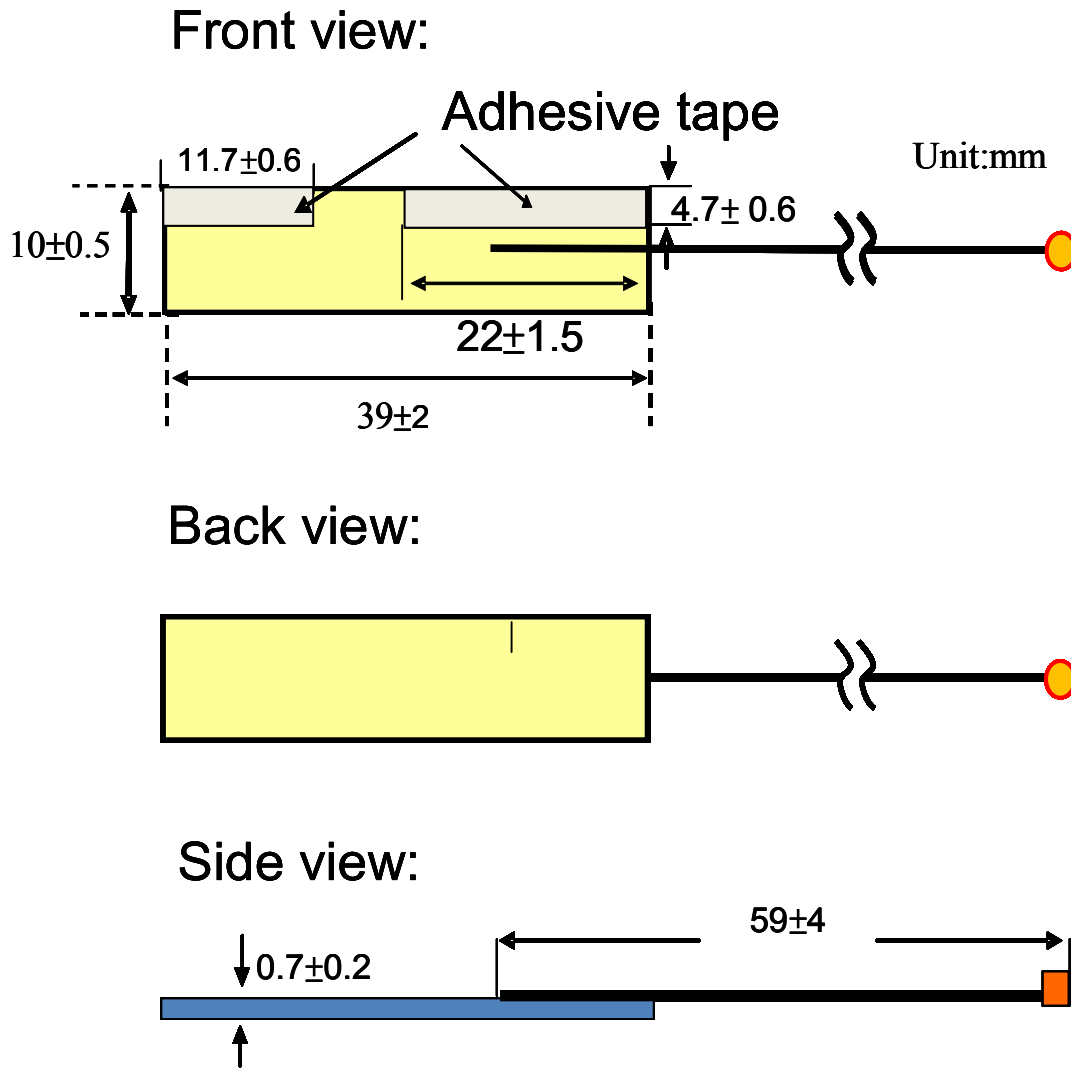


Fig. 4-1. Configuration of antenna.