


1. Photographs of Conducted Emissions Test Configuration

<Adapter Mode>


FRONT VIEW



REAR VIEW




SIDE VIEW




2. Photographs of Radiated Emissions Test Configuration

For radiated emissions 9kHz~30MHz

FRONT VIEW




REAR VIEW




For radiated emissions 30MHz~1GHz
<Adapter Mode>

FRONT VIEW




REAR VIEW



For radiated emissions above 1GHz

FRONT VIEW



REAR VIEW

