

## 10.0 PHOTOS OF TESTED EUT




Figure 14: Channel B M/N 1253 bottom view




Figure 15: Channel A M/N 1252 top view




Figure 16: Channel A M/N 1252 bottom view




Figure 17: Channel B M/N 1253 top view



Figure 18: Extended Service Case M/N 1250-45 top view



Figure 19: Extended Service Case M/N 1250-45 bottom view



Figure 20: Power Converter M/N 1250-09 top view




Figure 21: Power Converter M/N 1250-09 bottom view



Figure 22: Extended Service Case M/N 1250-45 inside view

Antenna M/N  
1250-02




Figure 23: Battery Holder (J-Battery 7K6V) 1250-04 top view with microphone switch



Figure 24: Battery Holder (J-Battery 7K6V) 1250-04 bottom view with microphone switch



Figure 25: Y-microphone/switch adapter view





Figure 26: Microphone view

