



# **Test Setup Photos**

**Report No.: 0807FR12**

**FCC ID: OGSMPR1710**


## Conducted Emissions




Front View of the Test Configuration \_ EUT with Antenna (ANT-915CPS-A)



Rear View of the Test Configuration \_ EUT with Antenna (ANT-915CPS-A)



**Front View of the Test Configuration \_ EUT with Antenna (ANT-2010CP)**



**Rear View of the Test Configuration \_ EUT with Antenna (ANT-2010CP)**



**Front View of the Test Configuration \_ EUT with Antenna (ANT-915CPS)**



**Rear View of the Test Configuration \_ EUT with Antenna (ANT-915CPS)**



## Radiated Emissions

Below 1GHz



Front View of the Test Configuration \_ EUT with Antenna (ANT-915CPS-A)




Rear View of the Test Configuration \_ EUT with Antenna (ANT-915CPS-A)



Above 1GHz



Front View of the Test Configuration \_ EUT with Antenna (ANT-915CPS-A)




Rear View of the Test Configuration \_ EUT with Antenna (ANT-915CPS-A)



Below 1GHz




Front View of the Test Configuration \_ EUT with Antenna (ANT-2010CP)



Rear View of the Test Configuration \_ EUT with Antenna (ANT-2010CP)



Above 1GHz



Front View of the Test Configuration \_ EUT with Antenna (ANT-2010CP)



Rear View of the Test Configuration \_ EUT with Antenna (ANT-2010CP)





Below 1GHz



Front View of the Test Configuration \_ EUT with Antenna (ANT-915CPS-C)



Rear View of the Test Configuration \_ EUT with Antenna (ANT-915CPS-C)



Above 1GHz



Front View of the Test Configuration \_ EUT with Antenna (ANT-915CPS-C)



Rear View of the Test Configuration \_ EUT with Antenna (ANT-915CPS-C)