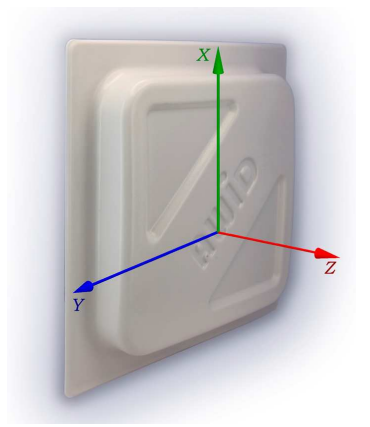


Circular Polarized Antenna for RFID

ANT-915CPS (902-928 MHz)

Features

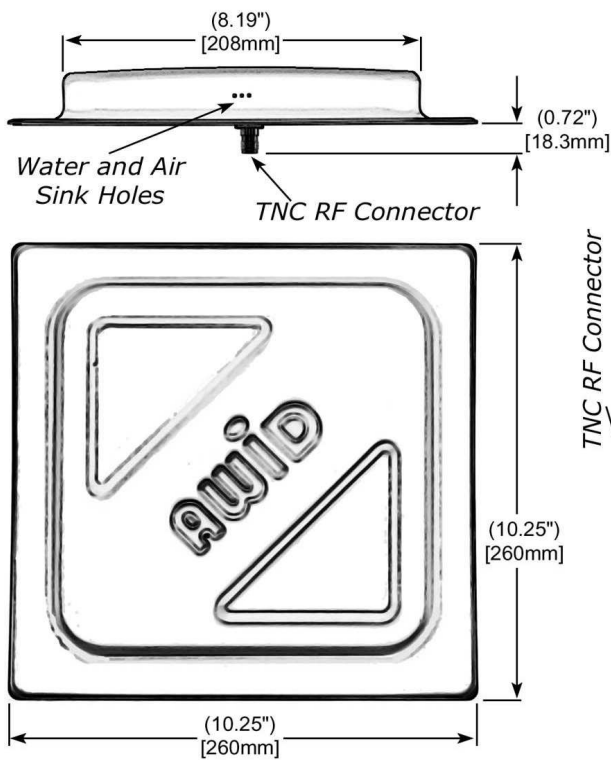
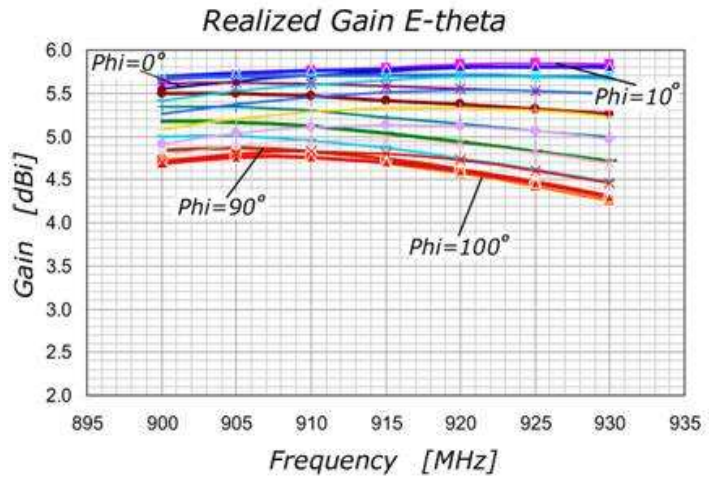
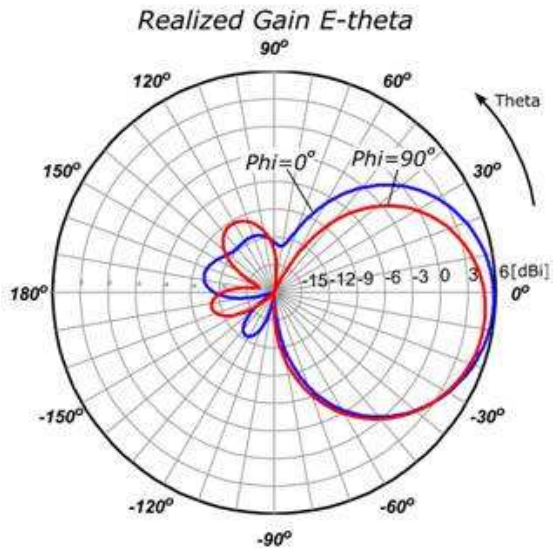
- Maximum achieved realized gain and frequency bandwidth within moderate volume
- Variation of Maximum Gain: less than $\pm 0.8\text{dB}$ in Z direction at any Phi angle within operational frequency band
- Variation of Maximum Gain: less than $\pm 0.5\text{dB}$ within frequency band 876-973MHz at fixed Phi angle
- Very low reflection of transmitter signal into receiver: return loss is more than 24dB
- Moderately Light Weight - 17 oz (482 g)



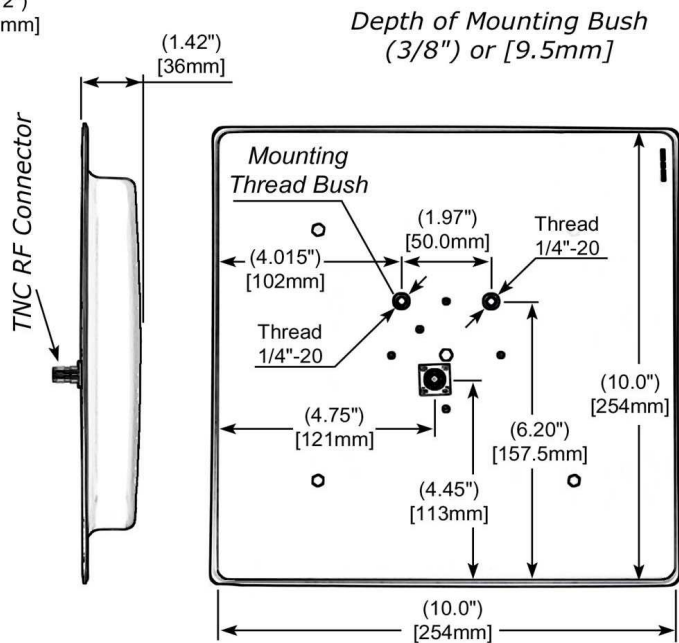
ANT-915CPS

Specifications

Operational Frequency Band	902 - 928 MHz
Polarization	RHCP
Peak of Linear Polarized Realized Gain	+5.84 dBi
Maximum Axial Ratio at the bore-sight direction	1.52 dB
Width of radiation pattern at -3dB from maximum	64° ($\pm 32^\circ$)
Maximum input VSWR	1.12
Maximum Input Power	5.0 Watt
Weight	17 oz (482 g)
Protection Class	IP 50



Dimension of antenna



AWID

18300 Sutter Blvd., Morgan Hill, CA 95037
 Tel: (408) 825-1100 Fax: (408) 782-7402
<http://www.awid.com>