

Photos

The test set-up during all the radiated tests can be seen in the pictures below.


EUT in X-axis, 30-1000 MHz:



EUT in X-axis, 30-1000 MHz:




EUT in Y-axis, 30-1000 MHz:




EUT in Y-axis, 30-1000 MHz:




EUT in Z-axis, 30-1000 MHz:



EUT in Z-axis, 30-1000 MHz:



EUT in X-axis, 1-10 GHz:



EUT in Z-axis, 1-10 GHz:

