



8. SETUP PHOTOS


Average Output Power Measurement




Conducted Spur Measurements at Antenna Port



Field Strength of Spurious



Display Modular Test-Position X



Display Modular Test-Position Y



Display Modular Test-Position Z



Typical Hosting I: Base Unit-Position X w/ Interior Antenna



Typical Hosting I: Base Unit-Position Z w/ Interior Antenna



Typical Hosting I: Base Unit-Position X w/ Exterior Antenna



Typical Hosting I: Base Unit-Position Z w/ Exterior Antenna



Typical Hosting I: Base Unit-Position X w/ Patch Antenna



Typical Hosting I: Base Unit-Position Z w/ Patch Antenna

Conducted Emissions at Main



Front-Typical Hosting I: Base Unit-Position Z w/ Patch Antenna (worst case)



Back-Typical Hosting I: Base Unit-Position Z w/ Patch Antenna (worst case)