

Exhibit 9: Internal Photographs



Front view of the Processor board




Side view of the Processor board




Front view of the E1/T1 Interface board



Side view of the E1/T1 Interface board




Front view of the TRX Module (#1)



Side view of the TRX Module (#1)




Front view of the TRX Module (#2)



Side view of the TRX Module (#2)



Front view of the RF Distribution Module



Side view of the RF Distribution Module



120 VAC Power Supply



100-240 VAC Power Supply