



PHOTOGRAPHS OF TEST SET-UP

Test Picture show the worst-case configuration and cable placement.


Radiated Test_Below 1GHz_Front




Radiated Test_Below 1GHz_Rear



Radiated Test_Above 1GHz_Front




Radiated Test_Above 1GHz_Rear



AC Line Conducted Test_Front



AC Line Conducted Test_Rear



Conducted Test



X-axis.



Y-axis.



Z-axis.

