

FCC Test Report

Product Name : Intelligent 3MP Wireless Cube IPCAM
with Temperature & Humidity Sensors

Trade Name : Air Live

Model No. : SmartCube 300W

FCC ID. : ODMSMARTCUBE300W

Applicant : OvisLink Corp.

Address : 5F, No.6, Lane 130, Min-Chuan Rd., Hsin-Tien
Dist., New Taipei City 231, Taiwan

Date of Receipt : Jan. 08, 2016

Issued Date : Feb. 23, 2016

Report No. : 1610173R-RFUSP02V00

Report Version : V1.0



The test results relate only to the samples tested.

The test report shall not be reproduced except in full without the written approval of QuieTek Corporation.

Test Report Certification

Issued Date : Feb. 23, 2016


Report No. : 1610173R-RFUSP02V00




Product Name : Intelligent 3MP Wireless Cube IPCAM with Temperature & Humidity Sensors
 Applicant : OvisLink Corp.
 Address : 5F, No.6, Lane 130, Min-Chuan Rd., Hsin-Tien Dist., New Taipei City 231, Taiwan
 Manufacturer : OvisLink Corp.
 Model No. : SmartCube 300W
 FCC ID. : ODMSMARTCUBE300W
 EUT Voltage : Mode 1: AC 120V/60Hz (Power by Adapter)
 Mode 2: DC 5V (Power by Notebook PC)
 Testing Voltage : Mode 1: AC 120V/60Hz (Power by Adapter)
 Mode 2: DC 5V (Power by Notebook PC)
 Trade Name : Air Live
 Applicable Standard : FCC CFR Title 47 Part 15 Subpart C Section 15.247: 2014
 ANSI C63.10:2013
 Test Lab : Quietek Hsin Chu Laboratory
 Test Result : Complied

The test results relate only to the samples tested.


The test report shall not be reproduced except in full without the written approval of Quietek Corporation.

Documented By : 

 (Demi Chang / Engineering Adm. Assistant)

Tested By : 

 (Bruno Tsai / Engineer)

Approved By : 

 (Roy Wang / Director)

Revision History

Report No.	Version	Description	Issued Date
1610173R-RFUSP02V00	V1.0	Initial issue of report	Feb. 23, 2016

Laboratory Information

We, **Quietek Corporation**, are an independent RF consultancy that was established the whole facility in our laboratories. The test facility has been accredited/accepted (audited or listed) by the following related bodies in compliance with ISO 17025 specified testing scopes:

Taiwan R.O.C.	:	TAF, Accreditation Number: 3024
USA	:	FCC, Registration Number: 365520
Canada	:	IC, Submission No: 181665 / IC Registration Number: 4075C-4

The related certificate for our laboratories about the test site and management system can be downloaded from Quietek Corporation's Web Site:<http://www.quietek.com/english/about/certificates.aspx?bval=5>

The address and introduction of Quietek Corporation's laboratories can be founded in our Web site : http://www.quietek.com/index_en.aspx

If you have any comments, Please don't hesitate to contact us. Our contact information is as below:

HsinChu Testing Laboratory:

No.75-2, 3rd Lin, Wangye Keng, Yonghxing Tsuen, Qionglin Shiang, Hsinchu County 307, Taiwan, R.O.C.

TEL:+886-3-592-8858 / FAX:+886-3-592-8859

E-Mail : service@quietek.com

LinKou Testing Laboratory:

No.5-22, Ruishukeng, Linkou Dist., New Taipei City 24451, Taiwan, R.O.C.

TEL : 886-2-8601-3788 / FAX : 886-2-8601-3789

E-Mail : service@quietek.com

TABLE OF CONTENTS

Description	Page
1. General Information.....	7
1.1. EUT Description	7
1.2. Test Mode	11
1.3. Tested System Details	12
1.4. Configuration of tested System	12
1.5. EUT Exercise Software	12
1.6. Test Facility.....	13
2. Conducted Emission	14
2.1. Test Equipment.....	14
2.2. Test Setup	14
2.3. Limits	15
2.4. Test Procedure	15
2.5. Test Specification.....	15
2.6. Uncertainty	15
2.7. Test Result.....	16
3. Peak Power Output	20
3.1. Test Equipment.....	20
3.2. Test Setup	20
3.3. Test procedures	20
3.4. Limits	20
3.5. Test Specification.....	20
3.6. Uncertainty	20
3.7. Test Result.....	21
4. Radiated Emission	25
4.1. Test Equipment.....	25
4.2. Test Setup	25
4.3. Limits	26
4.4. Test Procedure	26
4.5. Test Specification.....	26
4.6. Uncertainty	26
4.7. Test Result.....	27
5. RF antenna conducted test	80
5.1. Test Equipment.....	80
5.2. Test Setup	80
5.3. Limits	81
5.4. Test Procedure	81
5.5. Test Specification.....	81

5.6.	Uncertainty	81
5.7.	Test Result.....	82
6.	Radiated Emission Band Edge.....	94
6.1.	Test Equipment.....	94
6.2.	Test Setup	94
6.3.	Limits	95
6.4.	Test Procedure	95
6.5.	Test Specification.....	95
6.6.	Uncertainty	95
6.7.	Test Result.....	96
7.	DTS Occupied Bandwidth	128
7.1.	Test Equipment.....	128
7.2.	Test Setup	128
7.3.	Test Procedures	128
7.4.	Limits	128
7.5.	Test Specification.....	128
7.6.	Uncertainty	128
7.7.	Test Result.....	129
8.	Power Density	141
8.1.	Test Equipment.....	141
8.2.	Test Setup	141
8.3.	Limits	141
8.4.	Test Procedures	141
8.5.	Test Specification.....	141
8.6.	Uncertainty	141
8.7.	Test Result.....	142
Attachment 1		154
	Test Setup Photograph.....	154
Attachment 2		159
	EUT External Photograph.....	159
Attachment 3		161
	EUT Internal Photograph.....	161

1. General Information

1.1. EUT Description

Product Name	Intelligent 3MP Wireless Cube IPCAM with Temperature & Humidity Sensors
Product Type	WLAN (1TX, 1RX)
Trade Name	Air Live
Model No.	SmartCube 300W
Frequency Range/Channel Number -IEEE 802.11b/g & IEEE 802.11n (20MHz)	2412~2462MHz / 11 Channels
Frequency Range/Channel Number IEEE 802.11n (40MHz)	2422~2452MHz / 7 Channels
Type of Modulation (IEEE 802.11b)	Direct Sequence Spread Spectrum (DSSS)
Type of Modulation (IEEE 802.11g/n)	Orthogonal Frequency Division Multiplexing (OFDM)
Data Speed (IEEE 802.11b)	1Mbps, 2Mbps, 5.5Mbps, 11Mbps
Data Speed (IEEE 802.11g)	6Mbps,9Mbps,12Mbps,18Mbps,24Mbps,36Mbps,48Mbps,54Mbps
Data Speed (IEEE 802.11n)	Support a subset of the combination of GI, MCS 0~MCS 7 and bandwidth defined in 802.11n


Antenna Information	
Antenna Type	PIFA
Antenna Gain	1.8 dBi

Component	
Power Adapter	AMIGO, AMS66-0501200FU I/P: AC 100-240V~ 50/60Hz 0.2A O/P: DC 5V $\overline{\text{---}}$ 1.2A Cable Out: Non-Shielded, 1m

ANT-TX / RX & Bandwidth

ANT-TX / RX	TX		RX	
	20MHz	40MHz	20MHz	40MHz
IEEE802.11b	✓		✓	
IEEE802.11g	✓		✓	
IEEE802.11n	✓	✓	✓	✓

1TX / 1RX



IEEE 802.11n

MCS Index	Modulation	R	N _{BPSCS}	N _{CBPS}		N _{DBPS}		Data Rate(Mb/s)			
				20MHz	40MHz	20MHz	40MHz	800ns GI		400ns GI	
								20MHz	40MHz	20MHz	40MHz
0	BPSK	1/2	1	52	108	26	54	6.5	13.5	7.2	15.0
1	QPSK	1/2	2	104	216	52	108	13.0	27.0	14.4	30.0
2	QPSK	3/4	2	104	216	78	162	19.5	40.5	21.7	45.0
3	16-QAM	1/2	4	208	432	104	216	26.0	54.0	28.9	60.0
4	16-QAM	3/4	4	208	432	156	324	39.0	81.0	43.3	90.0
5	64-QAM	2/3	6	312	648	208	432	52.0	108.0	57.8	120.0
6	64-QAM	3/4	6	312	648	234	486	58.5	121.5	65.0	135.0
7	64-QAM	5/6	6	312	648	260	540	65.0	135.0	72.2	150.0

Note 1: Support of 400ns GI is optional on transmit and receive.

Table 1 – MCS parameters for TX Antenna number = 1

Symbol	Explanation
R	Code rate
N _{BPSCS}	Number of coded bits per single carrier
N _{CBPS}	Number of coded bits per symbol
N _{DBPS}	Number of data bits per symbol
GI	guard interval

IEEE 802.11b/g & IEEE 802.11n (20MHz)

Working Frequency of Each Channel							
Channel	Frequency	Channel	Frequency	Channel	Frequency	Channel	Frequency
001	2412 MHz	002	2417 MHz	003	2422 MHz	004	2427 MHz
005	2432 MHz	006	2437 MHz	007	2442 MHz	008	2447 MHz
009	2452 MHz	010	2457 MHz	011	2462 MHz		

IEEE 802.11n (40MHz)

Working Frequency of Each Channel							
Channel	Frequency	Channel	Frequency	Channel	Frequency	Channel	Frequency
003	2422 MHz	004	2427 MHz	005	2432 MHz	006	2437 MHz
007	2442 MHz	008	2447 MHz	009	2452 MHz		

Note:

1. This device is a Intelligent 3MP Wireless Cube IPCAM with Temperature & Humidity Sensors including 2.4G WiFi transmitting and receiving function.
2. These test results on a sample of the device are for the purpose of demonstrating Compliance with Part 15 Subpart C Paragraph 15.247.
3. Regards to the frequency band operation; the lowest , middle and highest frequency of channel were selected to perform the test, and then shown on this report.
4. This device has USB port, which can be connected to computer. It is a Class B personal computer and peripheral. Its test report number is 1610173R-RFUSP01V00.

1.2. Test Mode

Quietek has verified the construction and function in typical operation. The preliminary tests were performed in different data rate, and to find the worst condition, which was shown in this test report. The following table is the final test mode.

TX	Mode 1: Transmit (Power by Adapter) Mode 2: Transmit (Power by Notebook PC)
----	--


Test Items	Modulation	Channel	Antenna	Result
Conducted Emission	11n(40MHz)	6	0	Complies
Peak Power Output	11b	1/ 6/ 11	0	Complies
	11g	1/ 6/ 11	0	Complies
	11n(20MHz)	1/ 6/ 11	0	Complies
	11n(40MHz)	3/ 6/ 9	0	Complies
Radiated Emission	11b	1/ 6/ 11	0	Complies
	11g	1/ 6/ 11	0	Complies
	11n(20MHz)	1/ 6/ 11	0	Complies
	11n(40MHz)	3/ 6/ 9	0	Complies
RF antenna conducted test	11b	1/ 6/ 11	0	Complies
	11g	1/ 6/ 11	0	Complies
	11n(20MHz)	1/ 6/ 11	0	Complies
	11n(40MHz)	3/ 6/ 9	0	Complies
Radiated Emission Band Edge	11b	1/ 6/ 11	0	Complies
	11g	1/ 6/ 11	0	Complies
	11n(20MHz)	1/ 6/ 11	0	Complies
	11n(40MHz)	3/ 6/ 9	0	Complies
DTS Occupied Bandwidth	11b	1/ 6/ 11	0	Complies
	11g	1/ 6/ 11	0	Complies
	11n(20MHz)	1/ 6/ 11	0	Complies
	11n(40MHz)	3/ 6/ 9	0	Complies
Occupied Bandwidth	11b	1/ 6/ 11	0	Complies
	11g	1/ 6/ 11	0	Complies
	11n(20MHz)	1/ 6/ 11	0	Complies
	11n(40MHz)	3/ 6/ 9	0	Complies
Power Density	11b	1/ 6/ 11	0	Complies
	11g	1/ 6/ 11	0	Complies
	11n(20MHz)	1/ 6/ 11	0	Complies
	11n(40MHz)	3/ 6/ 9	0	Complies

1.3. Tested System Details

The types for all equipments, plus descriptions of all cables used in the tested system (including inserted cards) are:

Product	Manufacturer	Model No.	Serial No.	FCC ID	Power Cord
1 Notebook PC	DELL	Vostro3400	7F808N1	DoC	Non-Shielded, 1.8m

1.4. Configuration of tested System



1.5. EUT Exercise Software

1	Setup the EUT as shown in Section 1.4.
2	Execute the MT76Q1QA on the EUT.
3	Configure the test mode, the test channel, and the data rate.
4	Verify that the EUT works properly.

1.6. Test Facility

Ambient conditions in the laboratory:

Items	Test Item	Required (IEC 68-1)	Actual
Temperature (°C)	FCC PART 15 C 15.207 Conducted Emission	15 - 35	20
Humidity (%RH)		25 - 75	50
Barometric pressure (mbar)		860 - 1060	950-1000
Temperature (°C)	FCC PART 15 C 15.247 Peak Power Output	15 - 35	25
Humidity (%RH)		25 - 75	45
Barometric pressure (mbar)		860 - 1060	950-1000
Temperature (°C)	FCC PART 15 C 15.247 Radiated Emission	15 - 35	20
Humidity (%RH)		25 - 75	50
Barometric pressure (mbar)		860 - 1060	950-1000
Temperature (°C)	FCC PART 15 C 15.247 RF antenna conducted test	15 - 35	25
Humidity (%RH)		25 - 75	45
Barometric pressure (mbar)		860 - 1060	950-1000
Temperature (°C)	FCC PART 15 C 15.247 Band Edge	15 - 35	20
Humidity (%RH)		25 - 75	50
Barometric pressure (mbar)		860 - 1060	950-1000
Temperature (°C)	FCC PART 15 C 15.247 Occupied Bandwidth	15 - 35	25
Humidity (%RH)		25 - 75	45
Barometric pressure (mbar)		860 - 1060	950-1000
Temperature (°C)	FCC PART 15 C 15.247 Power Density	15 - 35	25
Humidity (%RH)		25 - 75	45
Barometric pressure (mbar)		860 - 1060	950-1000

2. Conducted Emission

2.1. Test Equipment

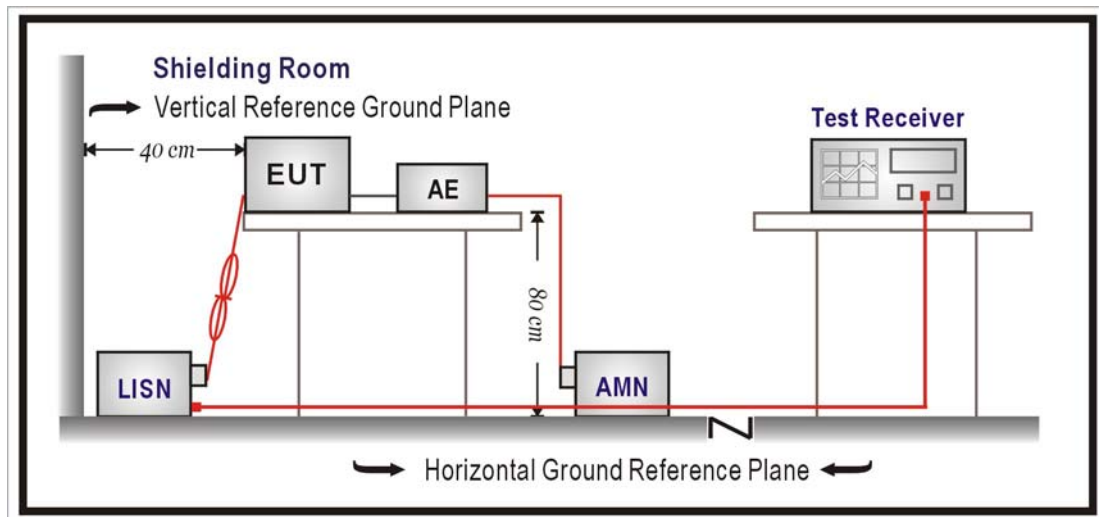
The following test equipments are used during the test:

Conducted Emission / SR3

Instrument	Manufacturer	Model No.	Serial No.	Next Cal. Date
LISN	R&S	ENV216	100096	2016/07/27
LISN	R&S	ESH3-Z5	836679/022	2016/11/30
Test Receiver	R&S	ESCS 30	825442/017	2017/01/04

Note: All equipments that need to calibrate are with calibration period of 1 year.

2.2. Test Setup



2.3. Limits

FCC Part 15 Subpart C Paragraph 15.207 Limits (dBuV)		
Frequency MHz	QP	AV
0.15 - 0.50	66-56	56-46
0.50 - 5.0	56	46
5.0 - 30	60	50

Remarks: In the above table, the tighter limit applies at the band edges.

2.4. Test Procedure

The EUT was setup according to ANSI C63.10: 2009 and tested according to DTS test procedure of KDB558074 for compliance to FCC 47CFR 15.247 requirements.

The EUT was placed on a platform of nominal size, 1 m by 1.5 m, raised 80 cm above the conducting ground plane. The vertical conducting plane was located 40 cm to the rear of the EUT. All other surfaces of EUT were at least 80 cm from any other grounded conducting surface. The EUT and simulators are connected to the main power through a line impedance stabilization network (LISN). The LISN provides a 50 ohm /50uH coupling impedance for the measuring equipment. The peripheral devices are also connected to the main power through a LISN. (Please refer to the block diagram of the test setup and photographs.)

Each current-carrying conductor of the EUT power cord, except the ground (safety) conductor, was individually connected through a LISN to the input power source.

The excess length of the power cord between the EUT and the LISN receptacle were folded back and forth at the center of the lead to form a bundle not exceeding 40 cm in length.

Conducted emissions were investigated over the frequency range from 0.15MHz to 30MHz using a receiver bandwidth of 9 kHz.

2.5. Test Specification

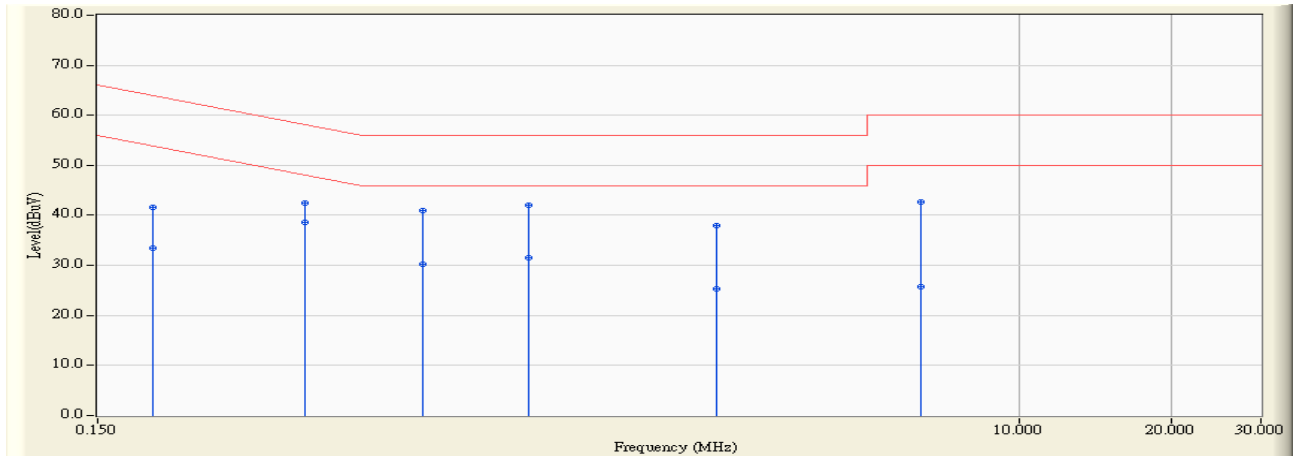
According to FCC Part 15 Subpart C Paragraph 15.207: 2014

2.6. Uncertainty

The measurement uncertainty is defined as ± 2.26 dB.

2.7. Test Result

Site : SR3	Time : 2016/02/16 - 11:52
Limit : CISPR_B_00M_QP	Margin : 10
Probe : SR3_LISN(16A)-5_0728 - Line1	Power : DC 5V (Power By Adapter)
EUT : Intelligent 3MP Wireless Cube IPCAM with Temperature & Humidity Sensors	Note : Mode 1: Transmit (Power by Adapter) _802.11n(40M) 2437MHz

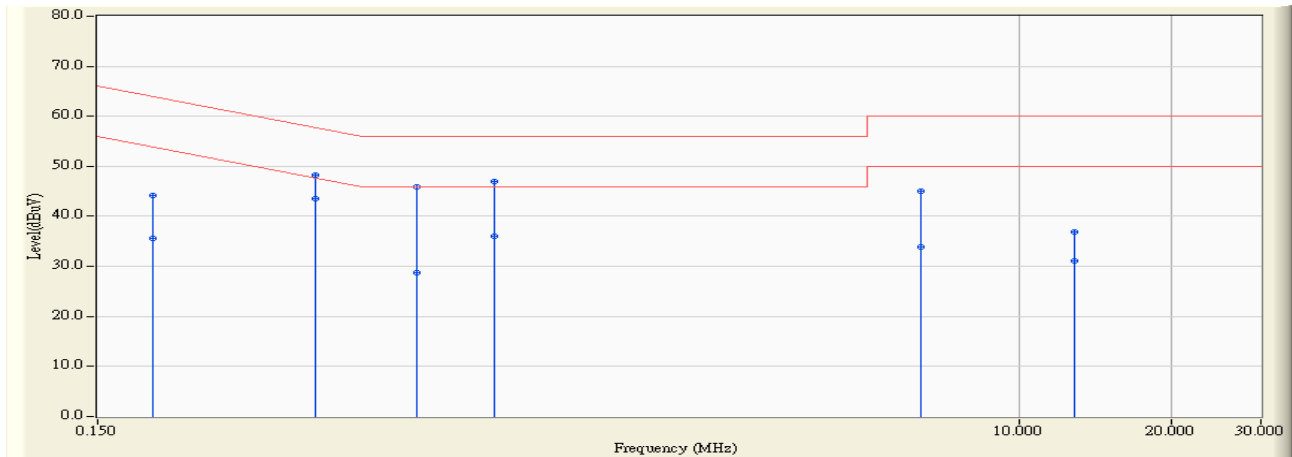


	Frequency (MHz)	Correct Factor (dB)	Reading Level (dBuV)	Measure Level (dBuV)	Margin (dB)	Limit (dBuV)	Detector Type
1	0.193	9.748	31.760	41.508	-22.400	63.908	QUASPEAK
2	0.193	9.748	23.690	33.438	-20.470	53.908	AVERAGE
3	0.384	9.773	32.670	42.443	-15.741	58.184	QUASPEAK
4	*	9.773	28.750	38.523	-9.661	48.184	AVERAGE
5	0.658	9.790	31.260	41.050	-14.950	56.000	QUASPEAK
6	0.658	9.790	20.460	30.250	-15.750	46.000	AVERAGE
7	1.068	9.792	32.250	42.042	-13.958	56.000	QUASPEAK
8	1.068	9.792	21.760	31.552	-14.448	46.000	AVERAGE
9	2.505	9.838	28.180	38.019	-17.981	56.000	QUASPEAK
10	2.505	9.838	15.390	25.229	-20.771	46.000	AVERAGE
11	6.369	9.981	32.720	42.701	-17.299	60.000	QUASPEAK
12	6.369	9.981	15.720	25.701	-24.299	50.000	AVERAGE

Note:

1. All Reading Levels are Quasi-Peak and average value.
2. " * ", means this data is the worst emission level.
3. Measurement Level = Reading Level + Correct Factor

Site : SR3	Time : 2016/02/16 - 11:55
Limit : CISPR_B_00M_QP	Margin : 10
Probe : SR3_LISN(16A)-5_0728 - Line2	Power : DC 5V (Power By Adapter)
EUT : Intelligent 3MP Wireless Cube IPCAM with Temperature & Humidity Sensors	Note : Mode 1: Transmit (Power by Adapter) _802.11n(40M) 2437MHz

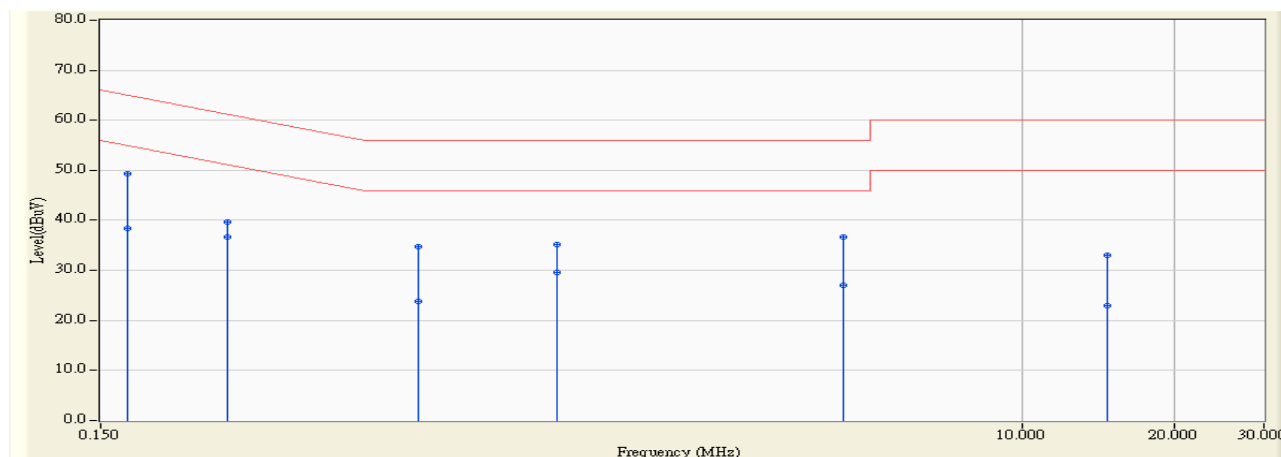


	Frequency (MHz)	Correct Factor (dB)	Reading Level (dBuV)	Measure Level (dBuV)	Margin (dB)	Limit (dBuV)	Detector Type
1	0.193	9.747	34.430	44.177	-19.731	63.908	QUASPEAK
2	0.193	9.747	25.790	35.537	-18.371	53.908	AVERAGE
3	0.404	9.766	38.460	48.226	-9.546	57.773	QUASPEAK
4	* 0.404	9.766	33.670	43.436	-4.336	47.773	AVERAGE
5	0.642	9.784	36.100	45.884	-10.116	56.000	QUASPEAK
6	0.642	9.784	18.860	28.644	-17.356	46.000	AVERAGE
7	0.916	9.789	37.110	46.899	-9.101	56.000	QUASPEAK
8	0.916	9.789	26.210	35.999	-10.001	46.000	AVERAGE
9	6.357	9.992	34.980	44.972	-15.028	60.000	QUASPEAK
10	6.357	9.992	23.870	33.862	-16.138	50.000	AVERAGE
11	12.845	10.224	26.760	36.984	-23.016	60.000	QUASPEAK
12	12.845	10.224	20.830	31.054	-18.946	50.000	AVERAGE

Note:

1. All Reading Levels are Quasi-Peak and average value.
2. " * ", means this data is the worst emission level.
3. Measurement Level = Reading Level + Correct Factor

Site : SR3	Time : 2016/02/16 - 11:26
Limit : CISPR_B_00M_QP	Margin : 10
Probe : SR3_LISN(16A)-5_0728 - Line1	Power : DC 5V (Power by Notebook PC)
EUT : Intelligent 3MP Wireless Cube IPCAM with Temperature & Humidity Sensors	Note : Mode 2: Transmit (Power by Notebook PC) _802.11n(40M)_2437MHz

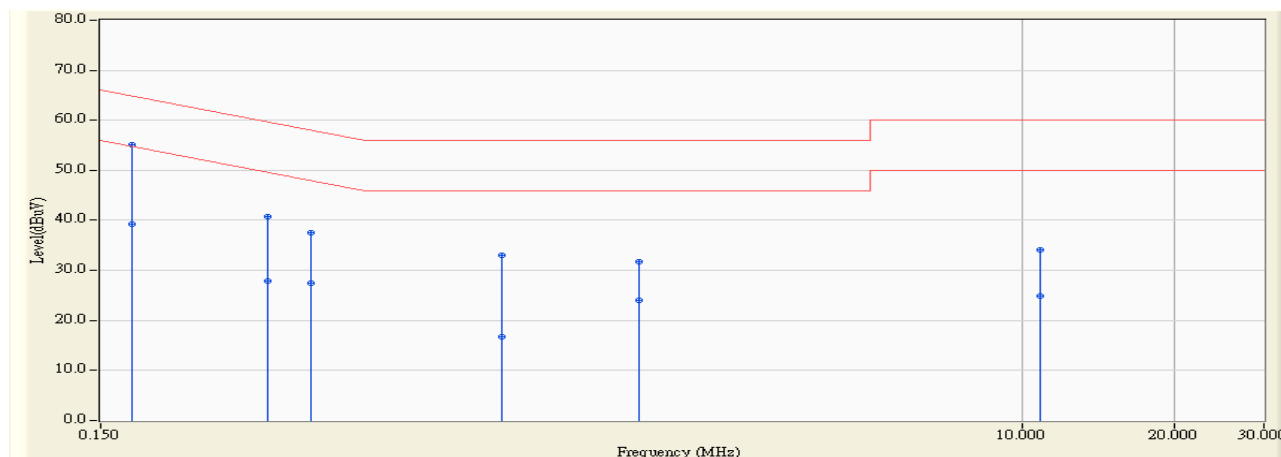


	Frequency (MHz)	Correct Factor (dB)	Reading Level (dBuV)	Measure Level (dBuV)	Margin (dB)	Limit (dBuV)	Detector Type
1	0.170	9.749	39.560	49.309	-15.675	64.983	QUASPEAK
2	0.170	9.749	28.730	38.479	-16.505	54.983	AVERAGE
3	0.267	9.757	30.010	39.767	-21.438	61.205	QUASPEAK
4	*	9.757	26.950	36.707	-14.498	51.205	AVERAGE
5	0.638	9.790	24.920	34.710	-21.290	56.000	QUASPEAK
6	0.638	9.790	14.120	23.910	-22.090	46.000	AVERAGE
7	1.197	9.796	25.420	35.216	-20.784	56.000	QUASPEAK
8	1.197	9.796	19.900	29.696	-16.304	46.000	AVERAGE
9	4.423	9.909	26.680	36.588	-19.412	56.000	QUASPEAK
10	4.423	9.909	17.060	26.968	-19.032	46.000	AVERAGE
11	14.736	10.195	22.800	32.996	-27.004	60.000	QUASPEAK
12	14.736	10.195	12.860	23.056	-26.944	50.000	AVERAGE

Note:

1. All Reading Levels are Quasi-Peak and average value.
2. " * ", means this data is the worst emission level.
3. Measurement Level = Reading Level + Correct Factor

Site : SR3	Time : 2016/02/16 - 11:28
Limit : CISPR_B_00M_QP	Margin : 10
Probe : SR3_LISN(16A)-5_0728 - Line2	Power : DC 5V (Power by Notebook PC)
EUT : Intelligent 3MP Wireless Cube IPCAM with Temperature & Humidity Sensors	Note : Mode 2: Transmit (Power by Notebook PC) _802.11n(40M)_2437MHz



		Frequency (MHz)	Correct Factor (dB)	Reading Level (dBuV)	Measure Level (dBuV)	Margin (dB)	Limit (dBuV)	Detector Type
1	*	0.173	9.746	45.340	55.086	-9.708	64.794	QUASPEAK
2		0.173	9.746	29.470	39.216	-15.578	54.794	AVERAGE
3		0.322	9.758	31.090	40.848	-18.810	59.658	QUASPEAK
4		0.322	9.758	18.120	27.878	-21.780	49.658	AVERAGE
5		0.392	9.764	27.820	37.585	-20.432	58.017	QUASPEAK
6		0.392	9.764	17.610	27.375	-20.642	48.017	AVERAGE
7		0.935	9.789	23.160	32.949	-23.051	56.000	QUASPEAK
8		0.935	9.789	7.010	16.799	-29.201	46.000	AVERAGE
9		1.748	9.812	22.020	31.832	-24.168	56.000	QUASPEAK
10		1.748	9.812	14.120	23.932	-22.068	46.000	AVERAGE
11		10.861	10.172	23.840	34.012	-25.988	60.000	QUASPEAK
12		10.861	10.172	14.760	24.932	-25.068	50.000	AVERAGE

Note:

1. All Reading Levels are Quasi-Peak and average value.
2. " * ", means this data is the worst emission level.
3. Measurement Level = Reading Level + Correct Factor

3. Peak Power Output

3.1. Test Equipment

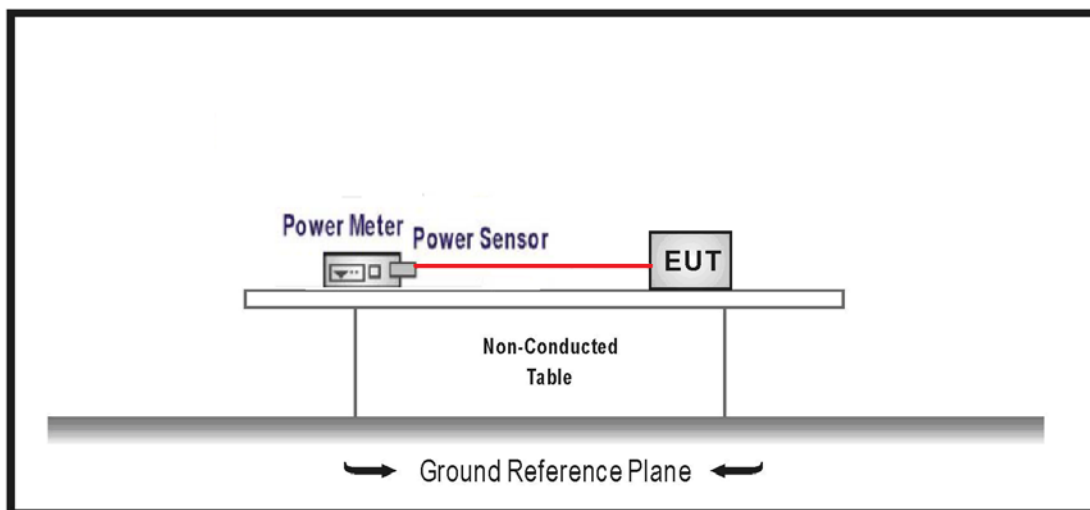
The following test equipments are used during the test:

Peak Power Output / SR7

Instrument	Manufacturer	Model No.	Serial No	Next Cal. Date
Power Meter	Agilent	N1911A	MY45101353	2016/10/11
Power Sensor	Agilent	N1921A	MY45241670	2016/10/11

Note: All equipments that need to calibrate are with calibration period of 1 year.

3.2. Test Setup



3.3. Test procedures

The EUT was tested according to DTS test procedure section 9.1.2 of KDB558074 measurement to FCC 47CFR 15.247 requirements.

3.4. Limits

The maximum peak power shall be less 1 Watt.

3.5. Test Specification

According to FCC Part 15 Subpart C Paragraph 15.247: 2014

3.6. Uncertainty

The measurement uncertainty is defined as ± 1.27 dB.

3.7. Test Result

Product	Intelligent 3MP Wireless Cube IPCAM with Temperature & Humidity Sensors		
Test Item	Peak Power Output		
Test Mode	Mode 1: Transmit (Power by Adapter)		
Date of Test	2016/02/17	Test Site	SR7

IEEE 802.11b (ANT 0)			
Channel No.	Frequency (MHz)	Measure Level (dBm)	Limit (dBm)
1	2412	14.68	≤ 30
6	2437	13.94	≤ 30
11	2462	13.10	≤ 30

The worst emission of data rate is 1 Mbps.

Channel No	Frequency (MHz)	Data Rate				Required Limit
		1	2	5.5	11	
1	2412	14.68	--	--	--	30dBm
6	2437	13.94	13.90	13.83	13.72	30dBm
11	2462	13.10	--	--	--	30dBm

Product	Intelligent 3MP Wireless Cube IPCAM with Temperature & Humidity Sensors		
Test Item	Peak Power Output		
Test Mode	Mode 1: Transmit (Power by Adapter)		
Date of Test	2016/02/17	Test Site	SR7

IEEE 802.11g (ANT 0)			
Channel No.	Frequency (MHz)	Measure Level (dBm)	Limit (dBm)
1	2412	21.44	≤ 30
6	2437	20.73	≤ 30
11	2462	19.95	≤ 30

The worst emission of data rate is 6Mbps

Peak Power Output (dBm)									
Channel No	Frequency (MHz)	Data Rate							Required Limit
		6	12	18	24	36	48	54	
1	2412	21.44	--	--	--	--	--	--	30dBm
6	2437	20.73	20.43	20.19	19.88	19.73	19.66	19.52	30dBm
11	2462	19.95	--	--	--	--	--	--	30dBm

Product	Intelligent 3MP Wireless Cube IPCAM with Temperature & Humidity Sensors		
Test Item	Peak Power Output		
Test Mode	Mode 1: Transmit (Power by Adapter)		
Date of Test	2016/02/17	Test Site	SR7

IEEE 802.11n (20MHz) (ANT 0)

Channel No.	Frequency (MHz)	Measure Level (dBm)	Limit (dBm)	Result
1	2412	21.47	≤ 30	Pass
6	2437	20.74	≤ 30	Pass
11	2462	19.91	≤ 30	Pass

The worst emission of data rate is 6.5Mbps

Peak Power Output (dBm)										
MCS Index		0	1	2	3	4	5	6	7	Required Limit
Channel No	Frequency (MHz)	Data Rate								
		6.5	13	19.5	26	39	52	58.5	65	
1	2412	21.47	--	--	--	--	--	--	--	30dBm
6	2437	20.74	20.65	20.55	20.44	20.28	20.06	19.88	19.75	30dBm
11	2462	19.91	--	--	--	--	--	--	--	30dBm

Product	Intelligent 3MP Wireless Cube IPCAM with Temperature & Humidity Sensors		
Test Item	Peak Power Output		
Test Mode	Mode 1: Transmit (Power by Adapter)		
Date of Test	2016/02/17	Test Site	SR7

IEEE 802.11n (40MHz) (ANT 0)

Channel No.	Frequency (MHz)	Measure Level (dBm)	Limit (dBm)	Result
3	2422	20.42	≤ 30	Pass
6	2437	19.97	≤ 30	Pass
9	2452	19.42	≤ 30	Pass

The worst emission of data rate is 13.5 Mbps.

Peak Power Output (dBm)										
MCS Index		0	1	2	3	4	5	6	7	Required Limit
Channel No	Frequency (MHz)	Data Rate								
		13.5	27	40.5	54	81	108	121.5	135	
3	2422	20.42	--	--	--	--	--	--	--	30dBm
6	2437	19.97	19.88	19.78	19.66	19.54	19.46	19.33	19.21	30dBm
9	2452	19.42	--	--	--	--	--	--	--	30dBm

4. Radiated Emission

4.1. Test Equipment

The following test equipments are used during the test:

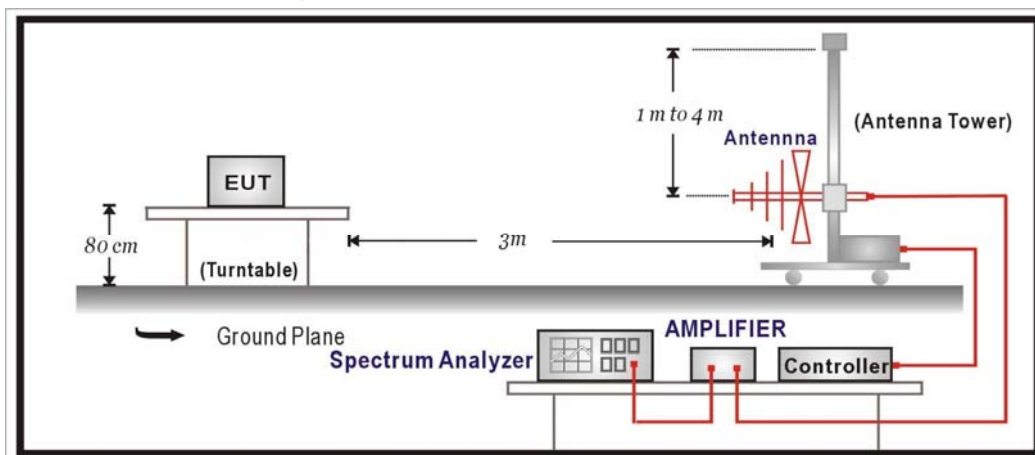
Radiated Emission / CB1

Instrument	Manufacturer	Model No.	Serial No	Next Cal. Date
Bilog Antenna	Schaffner	CBL6112B	2895	2016/08/14
Double Ridged Guide Horn Antenna	Schwarzbeck	BBHA 9120	D743	2017/01/14
Pre-Amplifier	EMCI	EMC0031835	980233	2017/01/18
Pre-Amplifier	Quietek	AP-025C	CHM-0706049	2017/01/03
Spectrum Analyzer	Agilent	E4440A	MY46187335	2016/12/24
k Type Cable	Huber+Suhner	SF 102	25623/2	2017/01/11

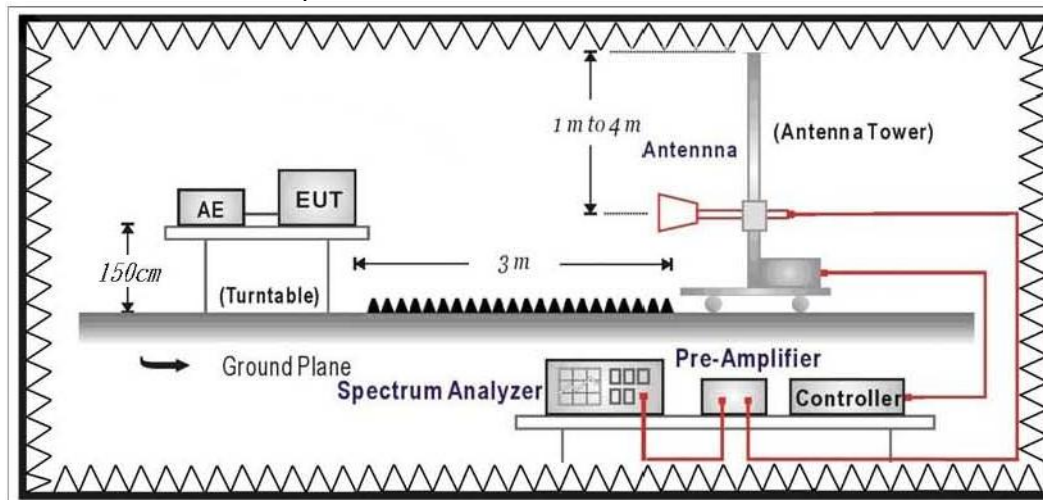
Note: All equipments that need to calibrate are with calibration period of 1 year.

4.2. Test Setup

Under 1GHz Test Setup:



Above 1GHz Test Setup:



4.3. Limits

Emissions radiated outside of the specified frequency bands, except for harmonics, shall be attenuated by at least 20dB below the level of the fundamental or to the general radiated emission limits in paragraph 15.209, whichever is the lesser attenuation.

FCC Part 15 Subpart C Paragraph 15.209 Limits		
Frequency MHz	dBuV/m	dBuV/m
30-88	100	40
88-216	150	43.5
216-960	200	46
Above 960	500	54

Remarks: E field strength (dBuV/m) = 20 log E field strength (uV/m)

4.4. Test Procedure

The EUT was setup according to ANSI C63.10:2013 and tested according to DTS test procedure of KDB558074 for compliance to FCC 47CFR 15.247 requirements.

The EUT and its simulators are placed on a turn table which is 0.8 meter above ground (under 1GHz) or 1.5 meter above ground (above 1GHz). The turn table can rotate 360 degrees to determine the position of the maximum emission level.

The antenna can move up and down between 1 meter and 4 meters to find out the maximum emission level.

Both horizontal and vertical polarization of the antenna are set on measurement. In order to find the maximum emission, all of the interface cables must be manipulated according to ANSI C63.10:2013 on radiated measurement.

On any frequency or frequencies below or equal to 1000 MHz, the limits shown are based on measuring equipment employing a quasi-peak detector function and on any frequency or frequencies above 1000 MHz the radiated limits shown are based upon the use of measurement instrumentation employing an average detector function. When average radiated emission measurement are included emission measurement below 1000 MHz, there also is a limit on the radio frequency emissions, as measured using instrumentation with a peak detector function, corresponding to 20 dB above the maximum permitted average limit. The bandwidth below 1GHz setting on the field strength meter is 120 kHz and above 1GHz is 1MHz.

4.5. Test Specification

According to FCC Part 15 Subpart C Paragraph 15.247: 2014

4.6. Uncertainty

The measurement uncertainty

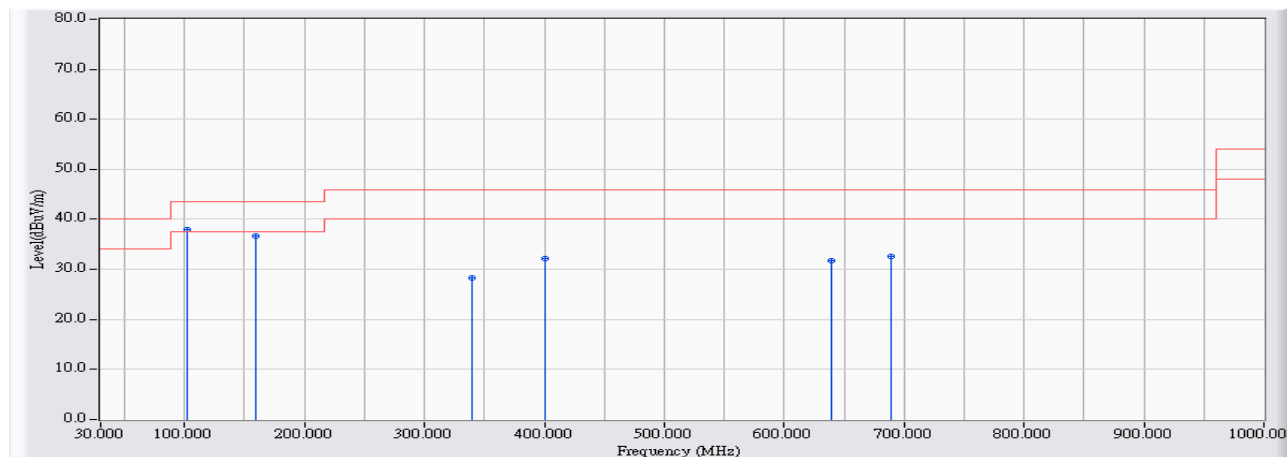
30MHz~1GHz as ±3.43dB

1GHz~26.5Ghz as ±3.65dB

4.7. Test Result

30MHz-1GHz Spurious

Site : CB1	Time : 2016/02/16 - 20:10
Limit : FCC_CLASS_B_03M_QP	Margin : 6
Probe : CB1_FCC_30M-1G-4_9161 - HORIZONTAL	Power : AC 120 V / 60Hz
EUT : Intelligent 3MP Wireless Cube IPCAM with Temperature & Humidity Sensors	Note : Mode 1: Transmit (Power by Adapter) _802.11b_2437MHz

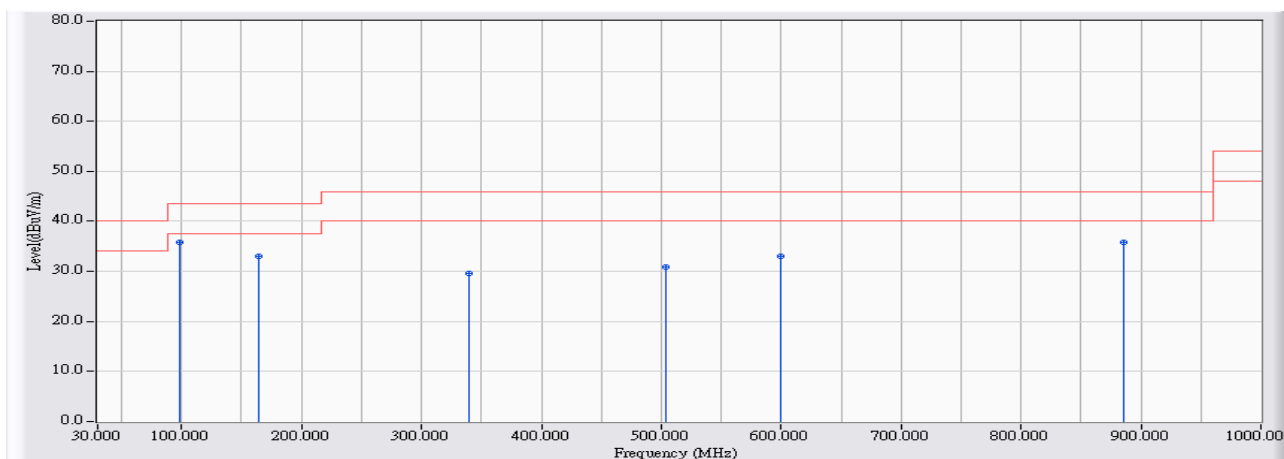


		Frequency (MHz)	Correct Factor (dB)	Reading Level (dBuV)	Measure Level (dBuV/m)	Margin (dB)	Limit (dBuV/m)	Detector Type
1	*	101.870	12.540	25.458	37.998	-5.502	43.500	QUASPEAK
2		159.579	17.968	18.698	36.666	-6.834	43.500	QUASPEAK
3		339.981	14.591	13.690	28.281	-17.719	46.000	QUASPEAK
4		400.018	15.966	16.177	32.142	-13.858	46.000	QUASPEAK
5		639.293	20.238	11.439	31.676	-14.324	46.000	QUASPEAK
6		689.534	20.920	11.684	32.604	-13.396	46.000	QUASPEAK

Note:

1. All Reading Levels are Quasi-Peak value.
2. “ * ”, means this data is the worst emission level.
3. Measurement Level = Reading Level + Correct Factor.

Site : CB1	Time : 2016/02/16 - 20:12
Limit : FCC_CLASS_B_03M_QP	Margin : 6
Probe : CB1_FCC_30M-1G-4_9161 - VERTICAL	Power : AC 120 V / 60Hz
EUT : Intelligent 3MP Wireless Cube IPCAM with Temperature & Humidity Sensors	Note : Mode 1: Transmit (Power by Adapter) _802.11b_2437MHz

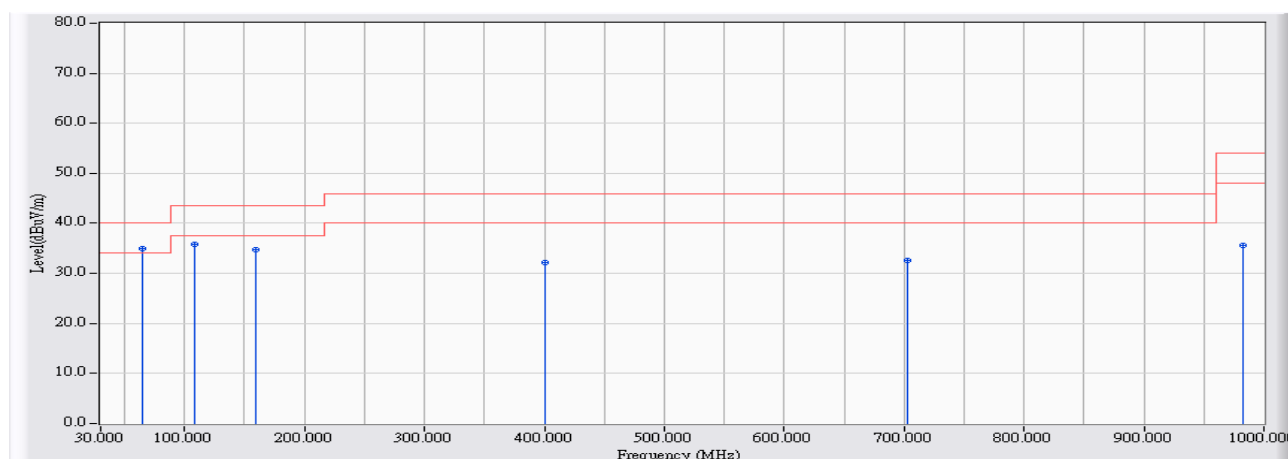


		Frequency (MHz)	Correct Factor (dB)	Reading Level (dBuV)	Measure Level (dBuV/m)	Margin (dB)	Limit (dBuV/m)	Detector Type
1	*	98.475	12.402	23.453	35.856	-7.644	43.500	QUASPEAK
2		164.526	17.106	15.937	33.043	-10.457	43.500	QUASPEAK
3		339.981	14.591	15.110	29.701	-16.299	46.000	QUASPEAK
4		503.992	17.831	12.954	30.785	-15.215	46.000	QUASPEAK
5		600.012	19.702	13.379	33.081	-12.919	46.000	QUASPEAK
6		885.648	23.291	12.520	35.810	-10.190	46.000	QUASPEAK

Note:

1. All Reading Levels are Quasi-Peak value.
2. “ * ”, means this data is the worst emission level.
3. Measurement Level = Reading Level + Correct Factor.

Site : CB1	Time : 2016/02/16 - 20:14
Limit : FCC_CLASS_B_03M_QP	Margin : 6
Probe : CB1_FCC_30M-1G-4_9161 - HORIZONTAL	Power : AC 120 V / 60Hz
EUT : Intelligent 3MP Wireless Cube IPCAM with Temperature & Humidity Sensors	Note : Mode 1: Transmit (Power by Adapter) _802.11g_2437MHz

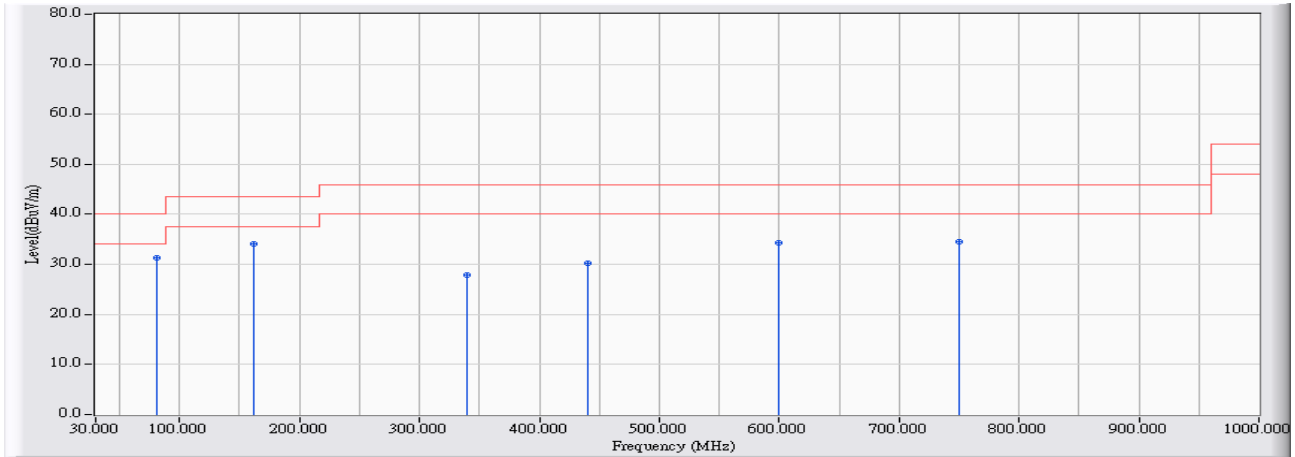


		Frequency (MHz)	Correct Factor (dB)	Reading Level (dBuV)	Measure Level (dBuV/m)	Margin (dB)	Limit (dBuV/m)	Detector Type
1	*	64.723	9.713	25.210	34.923	-5.077	40.000	QUASPEAK
2		108.756	12.565	23.336	35.902	-7.598	43.500	QUASPEAK
3		159.579	17.968	16.742	34.710	-8.790	43.500	QUASPEAK
4		400.018	15.966	16.117	32.082	-13.918	46.000	QUASPEAK
5		702.337	21.092	11.452	32.544	-13.456	46.000	QUASPEAK
6		982.445	24.241	11.312	35.553	-18.447	54.000	QUASPEAK

Note:

1. All Reading Levels are Quasi-Peak value.
2. “ * ”, means this data is the worst emission level.
3. Measurement Level = Reading Level + Correct Factor.

Site : CB1	Time : 2016/02/16 - 20:15
Limit : FCC_CLASS_B_03M_QP	Margin : 6
Probe : CB1_FCC_30M-1G-4_9161 - VERTICAL	Power : AC 120 V / 60Hz
EUT : Intelligent 3MP Wireless Cube IPCAM with Temperature & Humidity Sensors	Note : Mode 1: Transmit (Power by Adapter) _802.11g_2437MHz

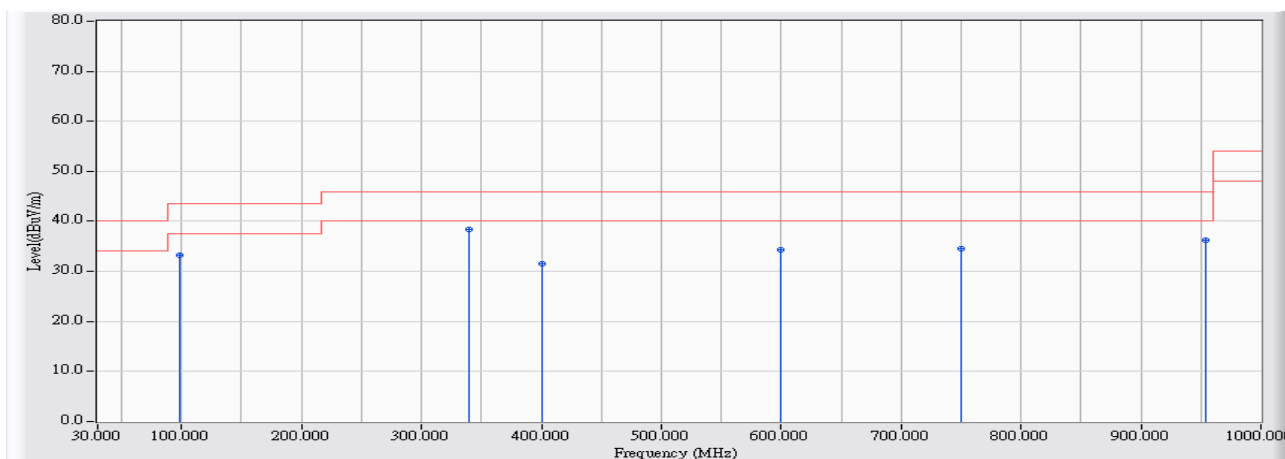


		Frequency (MHz)	Correct Factor (dB)	Reading Level (dBuV)	Measure Level (dBuV/m)	Margin (dB)	Limit (dBuV/m)	Detector Type
1	*	81.211	9.497	21.870	31.367	-8.633	40.000	QUASPEAK
2		162.392	17.516	16.563	34.079	-9.421	43.500	QUASPEAK
3		340.078	14.593	13.208	27.801	-18.199	46.000	QUASPEAK
4		440.948	16.938	13.255	30.193	-15.807	46.000	QUASPEAK
5		599.915	19.700	14.580	34.281	-11.719	46.000	QUASPEAK
6		749.959	21.693	12.859	34.552	-11.448	46.000	QUASPEAK

Note:

1. All Reading Levels are Quasi-Peak value.
2. “ * ”, means this data is the worst emission level.
3. Measurement Level = Reading Level + Correct Factor.

Site : CB1	Time : 2016/02/16 - 20:17
Limit : FCC_CLASS_B_03M_QP	Margin : 6
Probe : CB1_FCC_30M-1G-4_9161 - HORIZONTAL	Power : AC 120 V / 60Hz
EUT : Intelligent 3MP Wireless Cube IPCAM with Temperature & Humidity Sensors	Note : Mode 1: Transmit (Power by Adapter) _802.11n(20M)_2437MHz

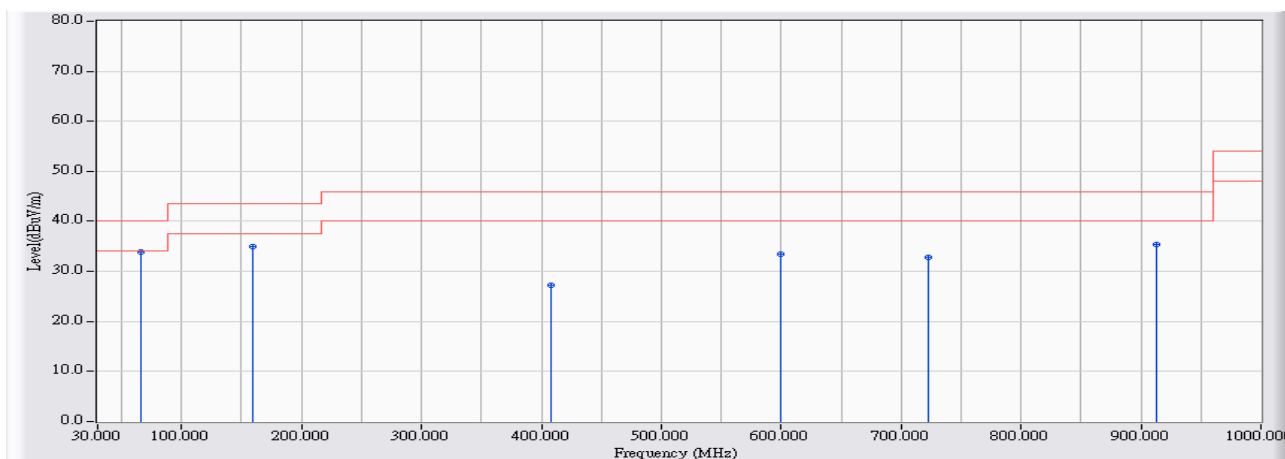


	Frequency (MHz)	Correct Factor (dB)	Reading Level (dBuV)	Measure Level (dBuV/m)	Margin (dB)	Limit (dBuV/m)	Detector Type
1	97.796	12.345	20.853	33.198	-10.302	43.500	QUASIPeAK
2	* 339.981	14.591	23.704	38.295	-7.705	46.000	QUASIPeAK
3	400.018	15.966	15.561	31.526	-14.474	46.000	QUASIPeAK
4	599.915	19.700	14.580	34.281	-11.719	46.000	QUASIPeAK
5	749.959	21.693	12.859	34.552	-11.448	46.000	QUASIPeAK
6	953.639	23.966	12.178	36.143	-9.857	46.000	QUASIPeAK

Note:

1. All Reading Levels are Quasi-Peak value.
2. “ * ”, means this data is the worst emission level.
3. Measurement Level = Reading Level + Correct Factor.

Site : CB1	Time : 2016/02/16 - 20:19
Limit : FCC_CLASS_B_03M_QP	Margin : 6
Probe : CB1_FCC_30M-1G-4_9161 - VERTICAL	Power : AC 120 V / 60Hz
EUT : Intelligent 3MP Wireless Cube IPCAM with Temperature & Humidity Sensors	Note : Mode 1: Transmit (Power by Adapter) _802.11n(20M)_2437MHz

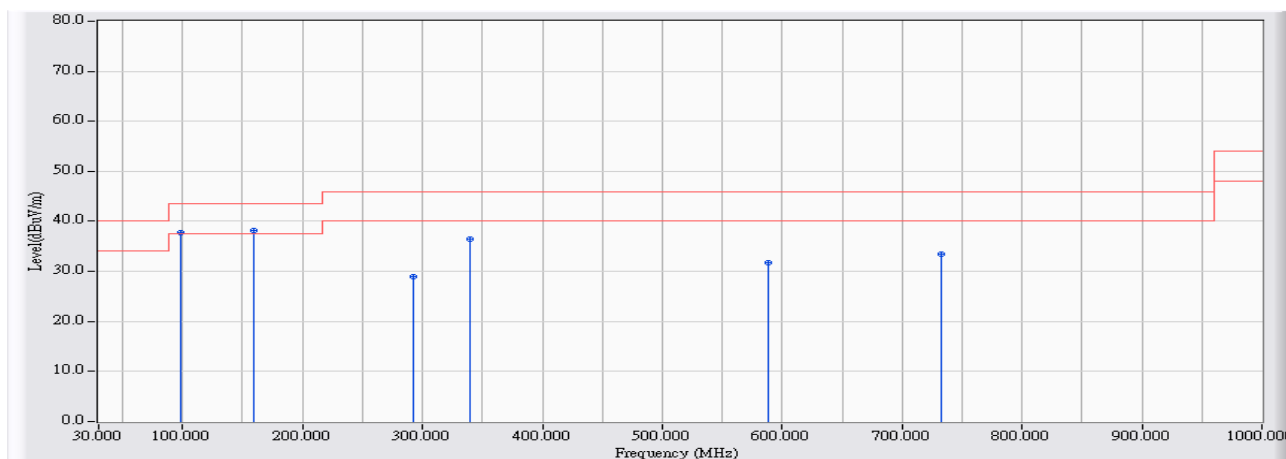


		Frequency (MHz)	Correct Factor (dB)	Reading Level (dBuV)	Measure Level (dBuV/m)	Margin (dB)	Limit (dBuV/m)	Detector Type
1	*	65.692	9.419	24.464	33.883	-6.117	40.000	QUASPEAK
2		159.579	17.968	17.024	34.992	-8.508	43.500	QUASPEAK
3		407.486	16.142	11.071	27.214	-18.786	46.000	QUASPEAK
4		599.915	19.700	13.817	33.518	-12.482	46.000	QUASPEAK
5		723.190	21.355	11.407	32.762	-13.238	46.000	QUASPEAK
6		913.097	23.578	11.854	35.432	-10.568	46.000	QUASPEAK

Note:

1. All Reading Levels are Quasi-Peak value.
2. “ * ”, means this data is the worst emission level.
3. Measurement Level = Reading Level + Correct Factor.

Site : CB1	Time : 2016/02/16 - 20:21
Limit : FCC_CLASS_B_03M_QP	Margin : 6
Probe : CB1_FCC_30M-1G-4_9161 - HORIZONTAL	Power : AC 120 V / 60Hz
EUT : Intelligent 3MP Wireless Cube IPCAM with Temperature & Humidity Sensors	Note : Mode 1: Transmit (Power by Adapter) _802.11n(40M)_2437MHz

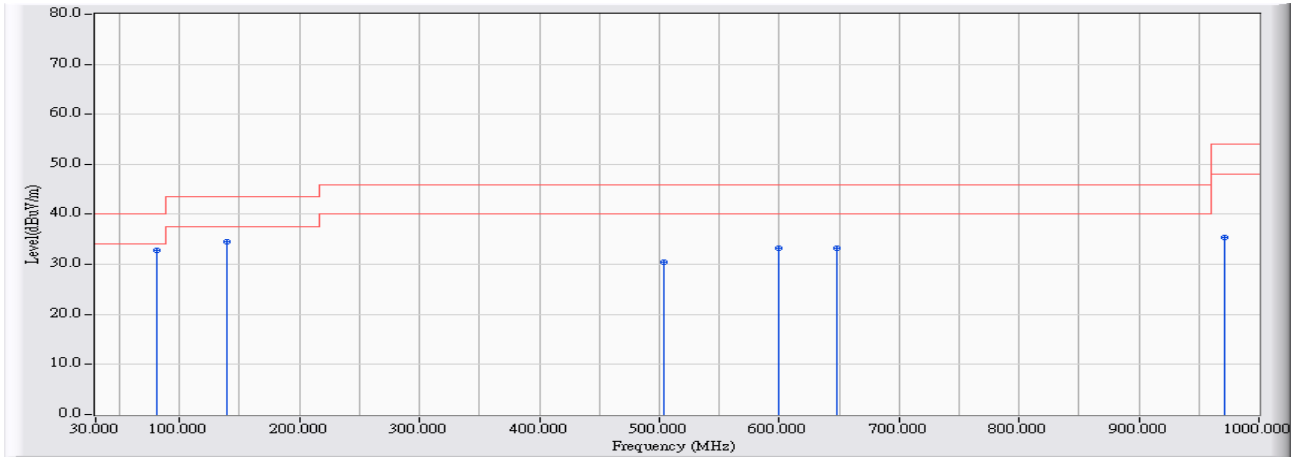


	Frequency (MHz)	Correct Factor (dB)	Reading Level (dBuV)	Measure Level (dBuV/m)	Margin (dB)	Limit (dBuV/m)	Detector Type
1	98.378	12.394	25.319	37.713	-5.787	43.500	QUASPEAK
2	* 159.579	17.968	20.199	38.167	-5.333	43.500	QUASPEAK
3	291.777	13.496	15.486	28.983	-17.017	46.000	QUASPEAK
4	339.981	14.591	21.953	36.544	-9.456	46.000	QUASPEAK
5	587.985	19.469	12.315	31.784	-14.216	46.000	QUASPEAK
6	732.598	21.474	12.074	33.548	-12.452	46.000	QUASPEAK

Note:

1. All Reading Levels are Quasi-Peak value.
2. “ * ”, means this data is the worst emission level.
3. Measurement Level = Reading Level + Correct Factor.

Site : CB1	Time : 2016/02/16 - 20:23
Limit : FCC_CLASS_B_03M_QP	Margin : 6
Probe : CB1_FCC_30M-1G-4_9161 - VERTICAL	Power : AC 120 V / 60Hz
EUT : Intelligent 3MP Wireless Cube IPCAM with Temperature & Humidity Sensors	Note : Mode 1: Transmit (Power by Adapter) _802.11n(40M)_2437MHz

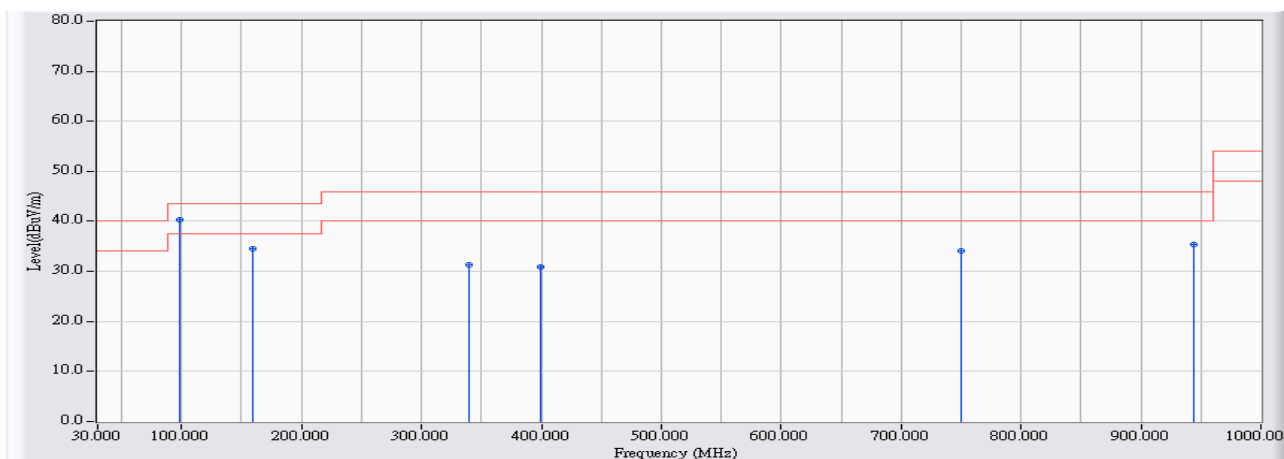


		Frequency (MHz)	Correct Factor (dB)	Reading Level (dBuV)	Measure Level (dBuV/m)	Margin (dB)	Limit (dBuV/m)	Detector Type
1	*	81.211	9.497	23.228	32.725	-7.275	40.000	QUASPEAK
2		139.211	15.917	18.587	34.504	-8.996	43.500	QUASPEAK
3		503.992	17.831	12.690	30.521	-15.479	46.000	QUASPEAK
4		600.012	19.702	13.499	33.201	-12.799	46.000	QUASPEAK
5		648.022	20.357	12.990	33.346	-12.654	46.000	QUASPEAK
6		971.970	24.141	11.252	35.393	-18.607	54.000	QUASPEAK

Note:

1. All Reading Levels are Quasi-Peak value.
2. “ * ”, means this data is the worst emission level.
3. Measurement Level = Reading Level + Correct Factor.

Site : CB1	Time : 2016/02/16 - 20:35
Limit : FCC_CLASS_B_03M_QP	Margin : 6
Probe : CB1_FCC_30M-1G-4_9161 - HORIZONTAL	Power : AC 120 V / 60Hz
EUT : Intelligent 3MP Wireless Cube IPCAM with Temperature & Humidity Sensors	Note : Mode 2: Transmit (Power by Notebook PC) _802.11b_2437MHz

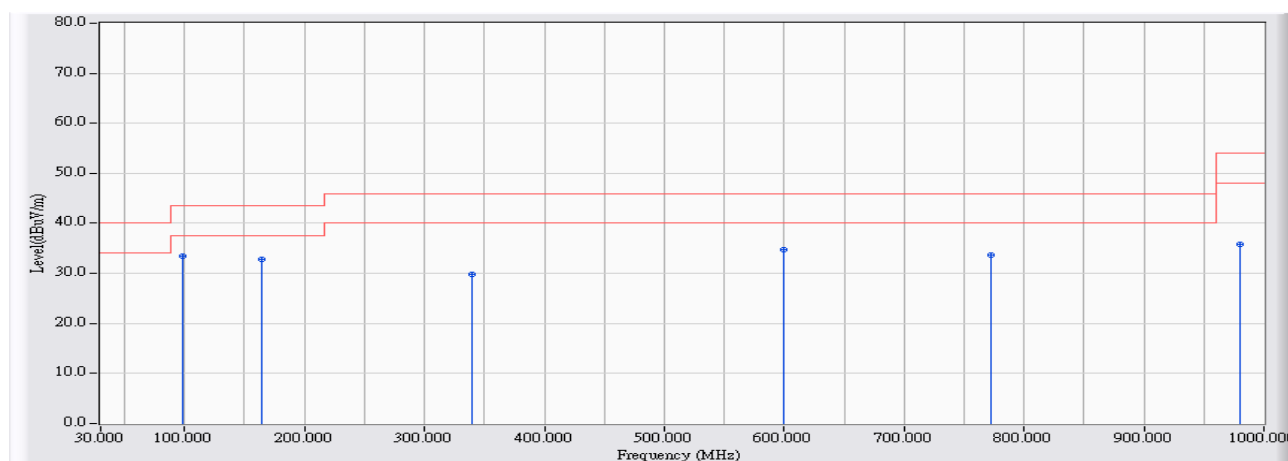


		Frequency (MHz)	Correct Factor (dB)	Reading Level (dBuV)	Measure Level (dBuV/m)	Margin (dB)	Limit (dBuV/m)	Detector Type
1	*	98.475	12.402	27.859	40.262	-3.238	43.500	QUASPEAK
2		159.579	17.968	16.534	34.502	-8.998	43.500	QUASPEAK
3		339.981	14.591	16.757	31.348	-14.652	46.000	QUASPEAK
4		399.921	15.962	14.918	30.881	-15.119	46.000	QUASPEAK
5		749.959	21.693	12.349	34.042	-11.958	46.000	QUASPEAK
6		944.425	23.877	11.608	35.485	-10.515	46.000	QUASPEAK

Note:

1. All Reading Levels are Quasi-Peak value.
2. “ * ”, means this data is the worst emission level.
3. Measurement Level = Reading Level + Correct Factor.

Site : CB1	Time : 2016/02/16 - 20:36
Limit : FCC_CLASS_B_03M_QP	Margin : 6
Probe : CB1_FCC_30M-1G-4_9161 - VERTICAL	Power : AC 120 V / 60Hz
EUT : Intelligent 3MP Wireless Cube IPCAM with Temperature & Humidity Sensors	Note : Mode 2: Transmit (Power by Notebook PC) _802.11b_2437MHz

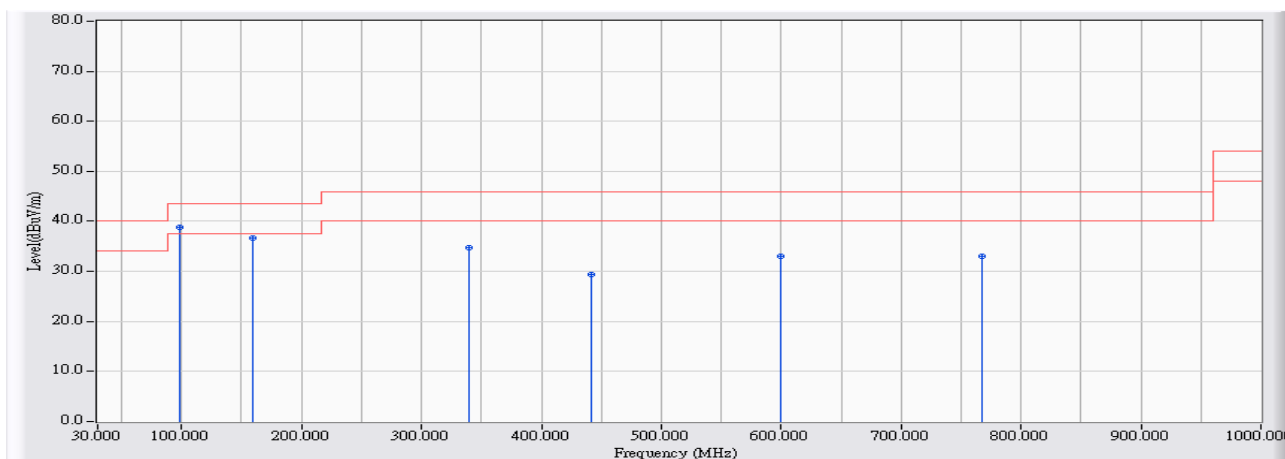


		Frequency (MHz)	Correct Factor (dB)	Reading Level (dBuV)	Measure Level (dBuV/m)	Margin (dB)	Limit (dBuV/m)	Detector Type
1	*	98.475	12.402	20.985	33.388	-10.112	43.500	QUASPEAK
2		163.847	17.237	15.679	32.916	-10.584	43.500	QUASPEAK
3		339.981	14.591	15.218	29.809	-16.191	46.000	QUASPEAK
4		600.012	19.702	15.024	34.726	-11.274	46.000	QUASPEAK
5		772.267	21.974	11.596	33.570	-12.430	46.000	QUASPEAK
6		980.602	24.223	11.607	35.830	-18.170	54.000	QUASPEAK

Note:

1. All Reading Levels are Quasi-Peak value.
2. “ * ”, means this data is the worst emission level.
3. Measurement Level = Reading Level + Correct Factor.

Site : CB1	Time : 2016/02/16 - 20:38
Limit : FCC_CLASS_B_03M_QP	Margin : 6
Probe : CB1_FCC_30M-1G-4_9161 - HORIZONTAL	Power : AC 120 V / 60Hz
EUT : Intelligent 3MP Wireless Cube IPCAM with Temperature & Humidity Sensors	Note : Mode 2: Transmit (Power by Notebook PC) _802.11g_2437MHz

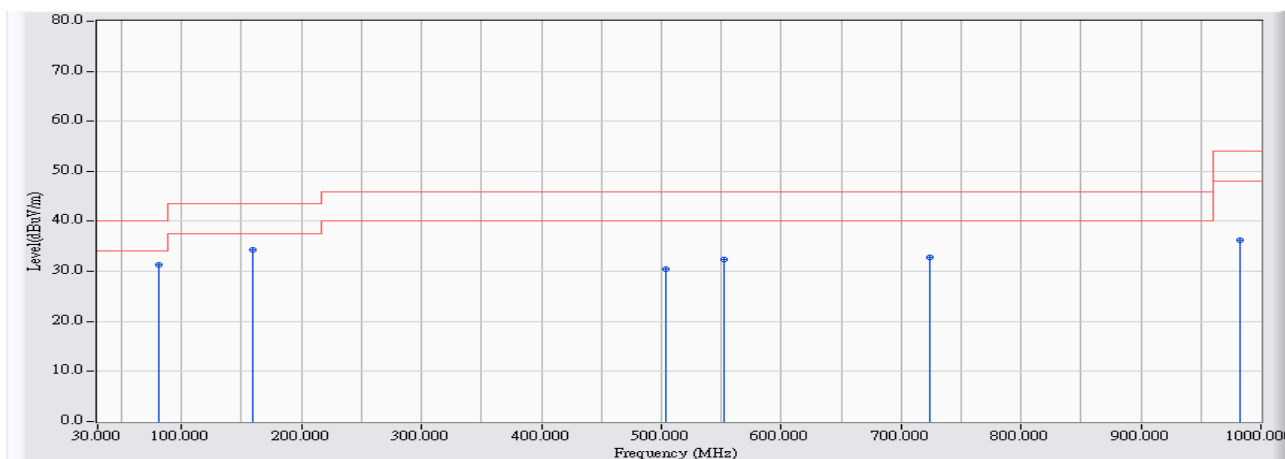


		Frequency (MHz)	Correct Factor (dB)	Reading Level (dBuV)	Measure Level (dBuV/m)	Margin (dB)	Limit (dBuV/m)	Detector Type
1	*	98.475	12.402	26.386	38.789	-4.711	43.500	QUASPEAK
2		159.676	17.970	18.608	36.578	-6.922	43.500	QUASPEAK
3		339.981	14.591	20.060	34.651	-11.349	46.000	QUASPEAK
4		441.045	16.941	12.471	29.412	-16.588	46.000	QUASPEAK
5		599.915	19.700	13.386	33.087	-12.913	46.000	QUASPEAK
6		766.835	21.905	11.203	33.109	-12.891	46.000	QUASPEAK

Note:

1. All Reading Levels are Quasi-Peak value.
2. “ * ”, means this data is the worst emission level.
3. Measurement Level = Reading Level + Correct Factor.

Site : CB1	Time : 2016/02/16 - 20:39
Limit : FCC_CLASS_B_03M_QP	Margin : 6
Probe : CB1_FCC_30M-1G-4_9161 - VERTICAL	Power : AC 120 V / 60Hz
EUT : Intelligent 3MP Wireless Cube IPCAM with Temperature & Humidity Sensors	Note : Mode 2: Transmit (Power by Notebook PC) _802.11g_2437MHz

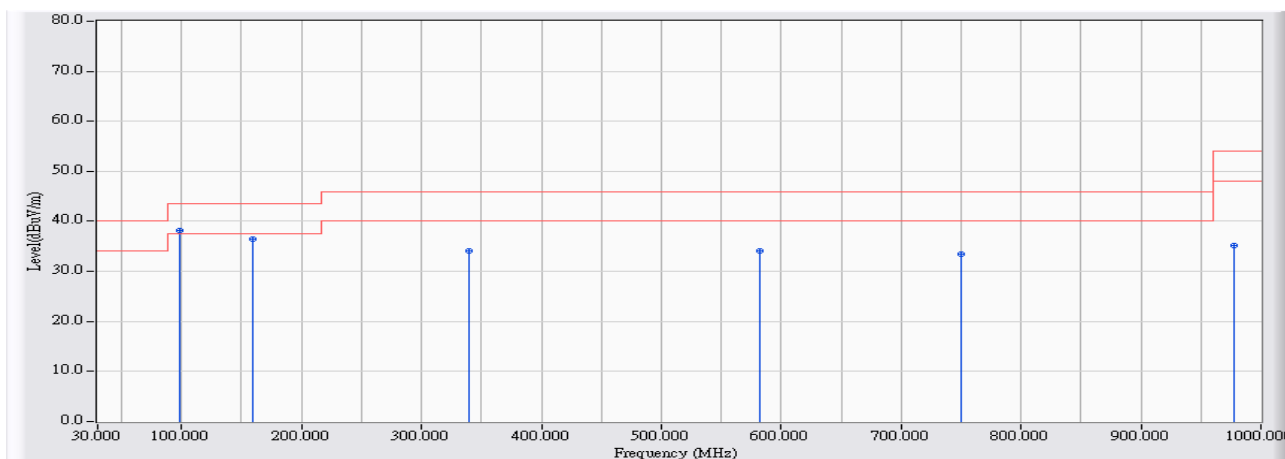


		Frequency (MHz)	Correct Factor (dB)	Reading Level (dBuV)	Measure Level (dBuV/m)	Margin (dB)	Limit (dBuV/m)	Detector Type
1	*	81.211	9.497	21.801	31.298	-8.702	40.000	QUASPEAK
2		159.579	17.968	16.424	34.392	-9.108	43.500	QUASPEAK
3		503.992	17.831	12.523	30.354	-15.646	46.000	QUASPEAK
4		551.905	18.765	13.556	32.321	-13.679	46.000	QUASPEAK
5		724.354	21.369	11.400	32.770	-13.230	46.000	QUASPEAK
6		982.154	24.238	11.975	36.213	-17.787	54.000	QUASPEAK

Note:

1. All Reading Levels are Quasi-Peak value.
2. “ * ”, means this data is the worst emission level.
3. Measurement Level = Reading Level + Correct Factor.

Site : CB1	Time : 2016/02/16 - 20:43
Limit : FCC_CLASS_B_03M_QP	Margin : 6
Probe : CB1_FCC_30M-1G-4_9161 - HORIZONTAL	Power : AC 120 V / 60Hz
EUT : Intelligent 3MP Wireless Cube IPCAM with Temperature & Humidity Sensors	Note : Mode 2: Transmit (Power by Notebook PC) _802.11n(20M)_2437MHz

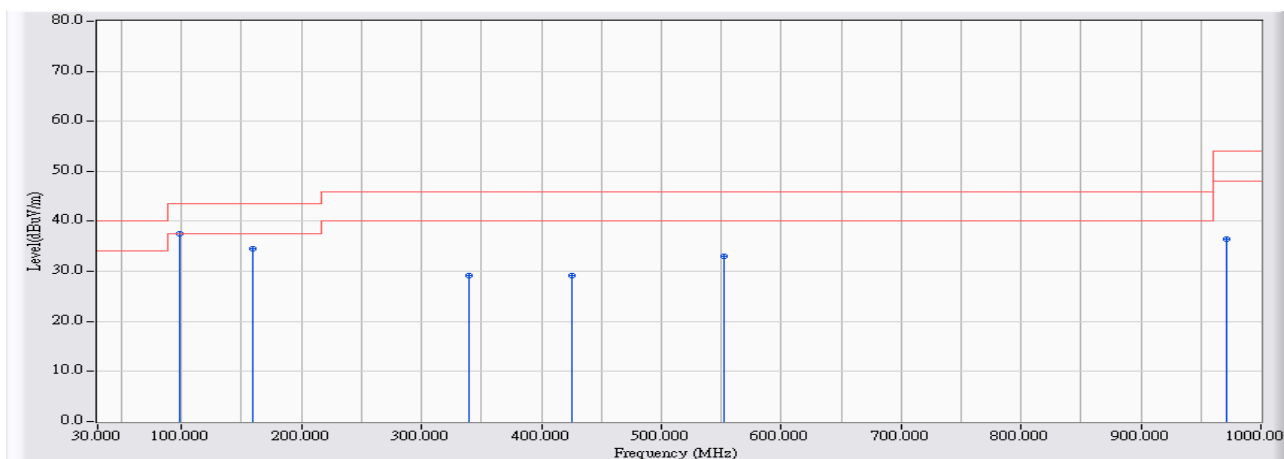


		Frequency (MHz)	Correct Factor (dB)	Reading Level (dBuV)	Measure Level (dBuV/m)	Margin (dB)	Limit (dBuV/m)	Detector Type
1	*	98.475	12.402	25.880	38.283	-5.217	43.500	QUASPEAK
2		159.579	17.968	18.390	36.358	-7.142	43.500	QUASPEAK
3		339.981	14.591	19.504	34.095	-11.905	46.000	QUASPEAK
4		581.972	19.351	14.774	34.126	-11.874	46.000	QUASPEAK
5		749.959	21.693	11.843	33.536	-12.464	46.000	QUASPEAK
6		977.110	24.190	10.980	35.170	-18.830	54.000	QUASPEAK

Note:

1. All Reading Levels are Quasi-Peak value.
2. “ * ”, means this data is the worst emission level.
3. Measurement Level = Reading Level + Correct Factor.

Site : CB1	Time : 2016/02/16 - 20:44
Limit : FCC_CLASS_B_03M_QP	Margin : 6
Probe : CB1_FCC_30M-1G-4_9161 - VERTICAL	Power : AC 120 V / 60Hz
EUT : Intelligent 3MP Wireless Cube IPCAM with Temperature & Humidity Sensors	Note : Mode 2: Transmit (Power by Notebook PC) _802.11n(20M)_2437MHz

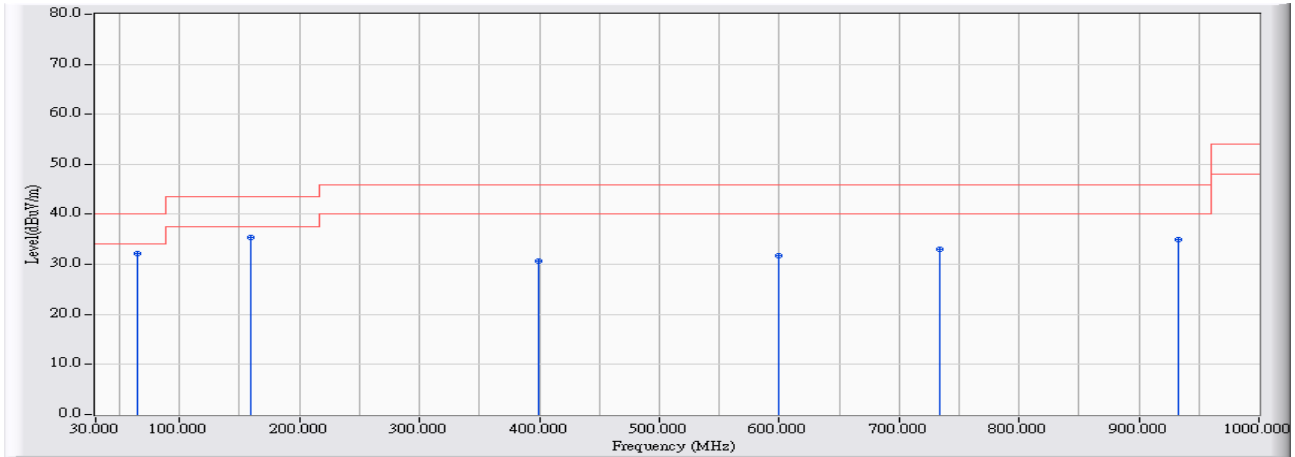


		Frequency (MHz)	Correct Factor (dB)	Reading Level (dBuV)	Measure Level (dBuV/m)	Margin (dB)	Limit (dBuV/m)	Detector Type
1	*	98.475	12.402	25.035	37.438	-6.062	43.500	QUASIPeAK
2		159.579	17.968	16.633	34.601	-8.899	43.500	QUASIPeAK
3		339.981	14.591	14.550	29.141	-16.859	46.000	QUASIPeAK
4		424.945	16.558	12.701	29.259	-16.741	46.000	QUASIPeAK
5		552.002	18.767	14.269	33.036	-12.964	46.000	QUASIPeAK
6		971.582	24.137	12.347	36.484	-17.516	54.000	QUASIPeAK

Note:

1. All Reading Levels are Quasi-Peak value.
2. “ * ”, means this data is the worst emission level.
3. Measurement Level = Reading Level + Correct Factor.

Site : CB1	Time : 2016/02/16 - 20:46
Limit : FCC_CLASS_B_03M_QP	Margin : 6
Probe : CB1_FCC_30M-1G-4_9161 - HORIZONTAL	Power : AC 120 V / 60Hz
EUT : Intelligent 3MP Wireless Cube IPCAM with Temperature & Humidity Sensors	Note : Mode 2: Transmit (Power by Notebook PC) _802.11n(40M)_2437MHz

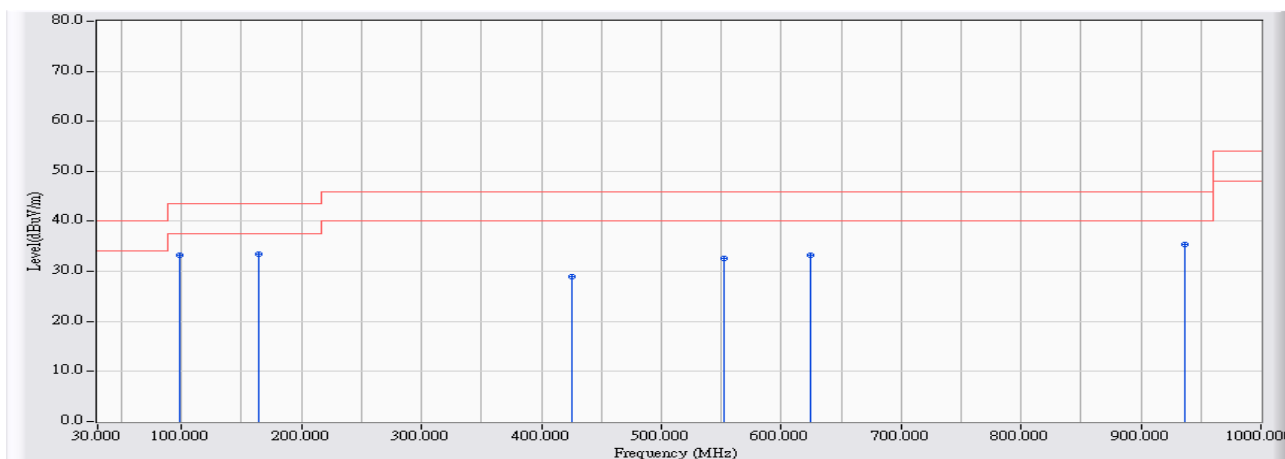


		Frequency (MHz)	Correct Factor (dB)	Reading Level (dBuV)	Measure Level (dBuV/m)	Margin (dB)	Limit (dBuV/m)	Detector Type
1	*	64.723	9.713	22.545	32.258	-7.742	40.000	QUASPEAK
2		159.579	17.968	17.371	35.339	-8.161	43.500	QUASPEAK
3		399.921	15.962	14.797	30.760	-15.240	46.000	QUASPEAK
4		599.915	19.700	12.019	31.720	-14.280	46.000	QUASPEAK
5		734.441	21.497	11.438	32.935	-13.065	46.000	QUASPEAK
6		932.495	23.763	11.240	35.003	-10.997	46.000	QUASPEAK

Note:

1. All Reading Levels are Quasi-Peak value.
2. “ * ”, means this data is the worst emission level.
3. Measurement Level = Reading Level + Correct Factor.

Site : CB1	Time : 2016/02/16 - 20:47
Limit : FCC_CLASS_B_03M_QP	Margin : 6
Probe : CB1_FCC_30M-1G-4_9161 - VERTICAL	Power : AC 120 V / 60Hz
EUT : Intelligent 3MP Wireless Cube IPCAM with Temperature & Humidity Sensors	Note : Mode 2: Transmit (Power by Notebook PC) _802.11n(40M)_2437MHz



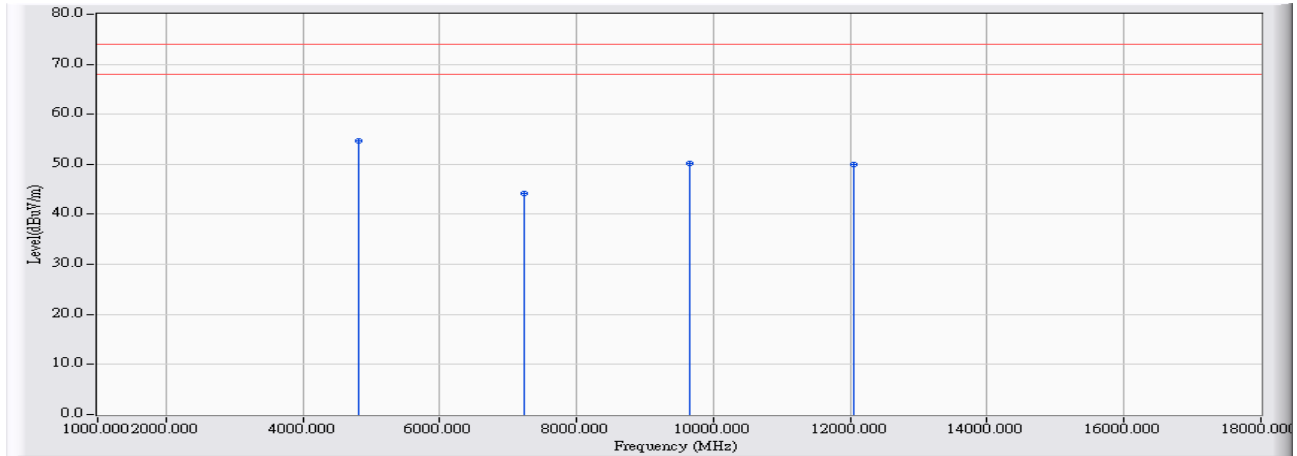
	Frequency (MHz)	Correct Factor (dB)	Reading Level (dBuV)	Measure Level (dBuV/m)	Margin (dB)	Limit (dBuV/m)	Detector Type
1	98.475	12.402	20.839	33.242	-10.258	43.500	QUASPEAK
2	* 163.847	17.237	16.181	33.418	-10.082	43.500	QUASPEAK
3	425.041	16.560	12.435	28.995	-17.005	46.000	QUASPEAK
4	552.002	18.767	13.758	32.525	-13.475	46.000	QUASPEAK
5	623.969	20.029	13.250	33.279	-12.721	46.000	QUASPEAK
6	936.665	23.803	11.489	35.292	-10.708	46.000	QUASPEAK

Note:

1. All Reading Levels are Quasi-Peak value.
2. " * ", means this data is the worst emission level.
3. Measurement Level = Reading Level + Correct Factor.

Above 1GHz Spurious

Site : CB1	Time : 2016/02/03 - 16:37
Limit : FCC_SpartC_15.247_H_03M_PK	Margin : 6
Probe : CB1_FCC_EFS_1-18G_H2 - HORIZONTAL	Power : AC 120 V / 60Hz
EUT : Intelligent 3MP Wireless Cube IPCAM with Temperature & Humidity Sensors	Note : Mode 1: Transmit (Power by Adapter) _802.11b_2412MHz

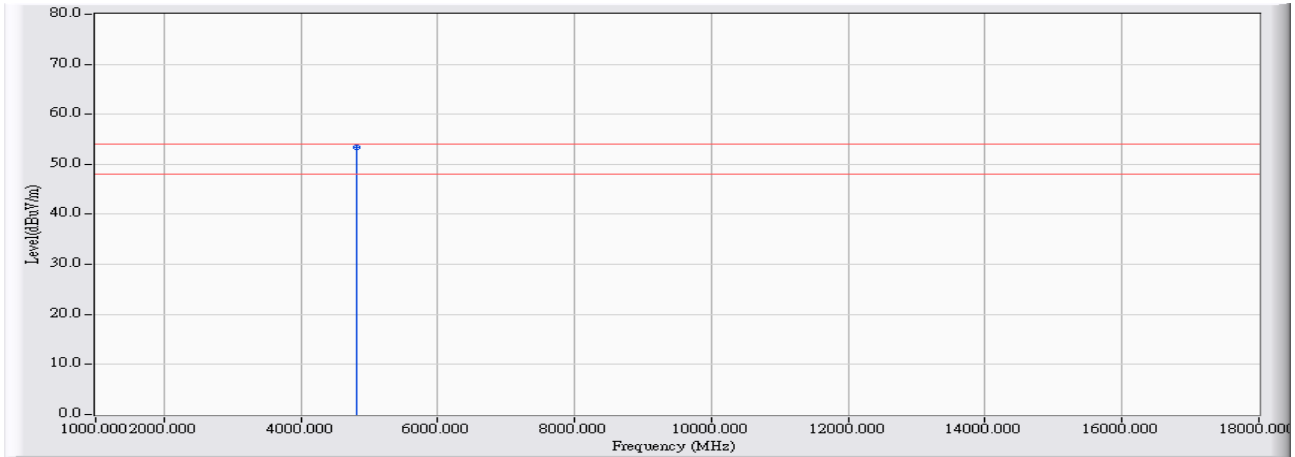


		Frequency (MHz)	Correct Factor (dB)	Reading Level (dBuV)	Measure Level (dBuV/m)	Margin (dB)	Limit (dBuV/m)	Detector Type
1	*	4824.000	-7.036	61.800	54.764	-19.236	74.000	PEAK
2		7236.000	-0.773	45.010	44.237	-29.763	74.000	PEAK
3		9648.000	5.030	45.150	50.180	-23.820	74.000	PEAK
4		12060.000	8.356	41.710	50.067	-23.933	74.000	PEAK

Note:

1. All readings above 1GHz are performed with peak and/or average measurements as necessary.
2. “ * ”, means this data is the worst emission level.
3. Measurement Level = Reading Level + Correct Factor.
4. The average measurement was not performed when the peak measured data under the limit of average detection.
5. The Emission above 18GHz were not included because their levels is far less than the limit.

Site : CB1	Time : 2016/02/03 - 16:42
Limit : FCC_SpartC_15.247_H_03M_AV	Margin : 6
Probe : CB1_FCC_EFS_1-18G_H2 - HORIZONTAL	Power : AC 120 V / 60Hz
EUT : Intelligent 3MP Wireless Cube IPCAM with Temperature & Humidity Sensors	Note : Mode 1: Transmit (Power by Adapter) <u>802.11b_2412MHz</u>

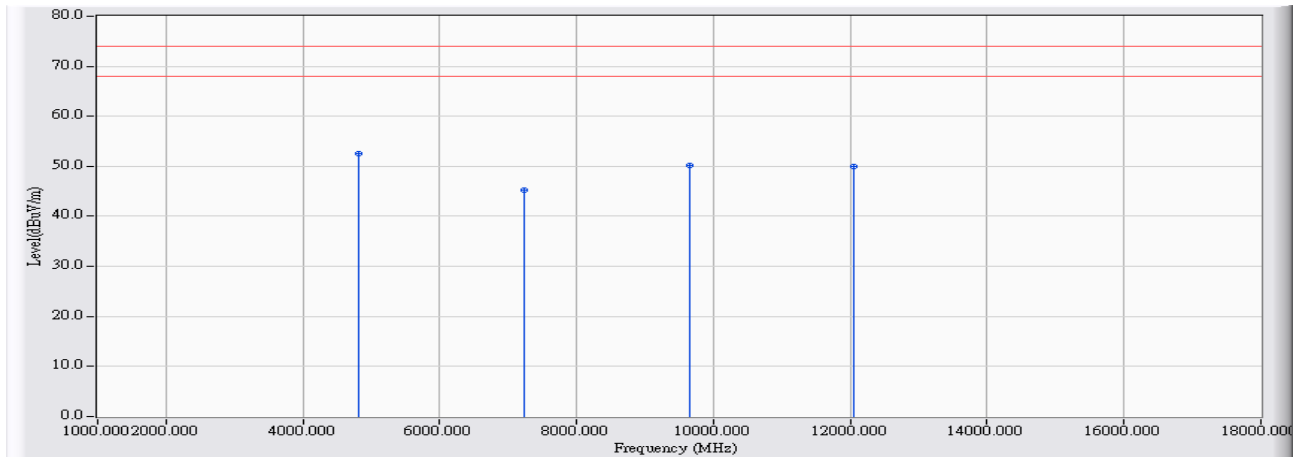


		Frequency (MHz)	Correct Factor (dB)	Reading Level (dBuV)	Measure Level (dBuV/m)	Margin (dB)	Limit (dBuV/m)	Detector Type
1	*	4824.000	-7.036	60.420	53.384	-0.616	54.000	AVERAGE

Note:

1. All readings above 1GHz are performed with peak and/or average measurements as necessary.
2. “ * ”, means this data is the worst emission level.
3. Measurement Level = Reading Level + Correct Factor.
4. The average measurement was not performed when the peak measured data under the limit of average detection.
5. The Emission above 18GHz were not included because their levels is far less than the limit.

Site : CB1	Time : 2016/02/03 - 16:34
Limit : FCC_SpartC_15.247_H_03M_PK	Margin : 6
Probe : CB1_FCC_EFS_1-18G_H2 - VERTICAL	Power : AC 120 V / 60Hz
EUT : Intelligent 3MP Wireless Cube IPCAM with Temperature & Humidity Sensors	Note : Mode 1: Transmit (Power by Adapter) 802.11b_2412MHz

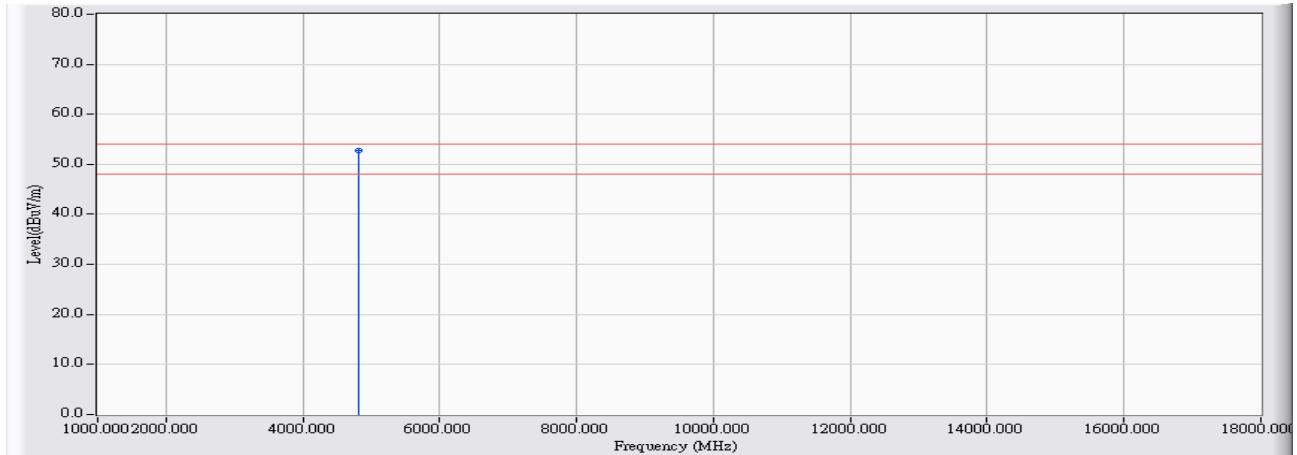


		Frequency (MHz)	Correct Factor (dB)	Reading Level (dBuV)	Measure Level (dBuV/m)	Margin (dB)	Limit (dBuV/m)	Detector Type
1	*	4824.000	-9.336	61.860	52.524	-21.476	74.000	PEAK
2		7236.000	0.177	45.090	45.267	-28.733	74.000	PEAK
3		9648.000	4.197	46.000	50.197	-23.803	74.000	PEAK
4		12060.000	8.101	41.780	49.882	-24.118	74.000	PEAK

Note:

1. All readings above 1GHz are performed with peak and/or average measurements as necessary.
2. “ * ”, means this data is the worst emission level.
3. Measurement Level = Reading Level + Correct Factor.
4. The average measurement was not performed when the peak measured data under the limit of average detection.
5. The Emission above 18GHz were not included because their levels is far less than the limit.

Site : CB1	Time : 2016/02/03 - 16:25
Limit : FCC_SpartC_15.247_H_03M_AV	Margin : 6
Probe : CB1_FCC_EFS_1-18G_H2 - VERTICAL	Power : AC 120 V / 60Hz
EUT : Intelligent 3MP Wireless Cube IPCAM with Temperature & Humidity Sensors	Note : Mode 1: Transmit (Power by Adapter) 802.11b_2412MHz

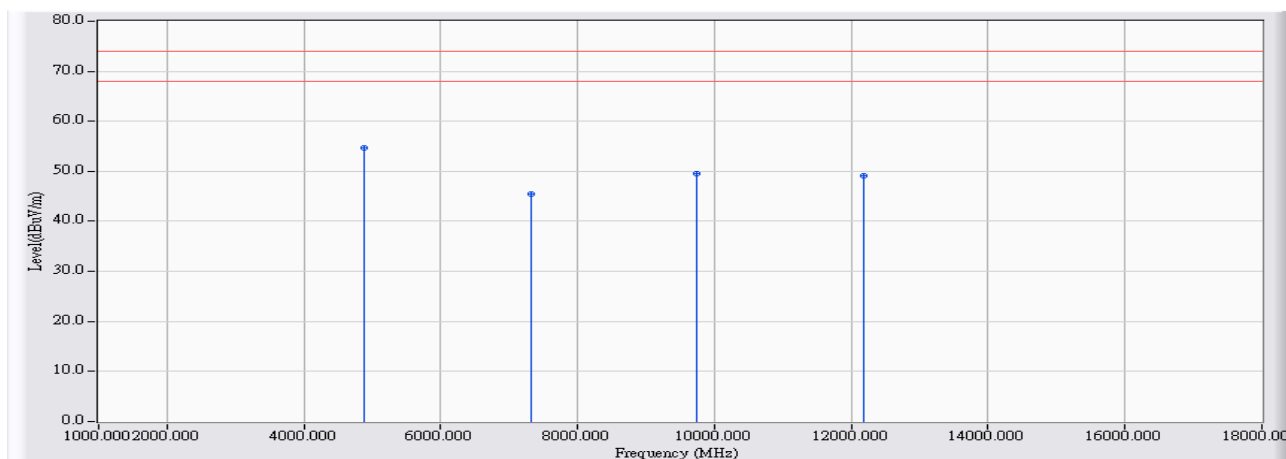


		Frequency (MHz)	Correct Factor (dB)	Reading Level (dBuV)	Measure Level (dBuV/m)	Margin (dB)	Limit (dBuV/m)	Detector Type
1	*	4824.000	-9.336	62.150	52.814	-1.186	54.000	AVERAGE

Note:

1. All readings above 1GHz are performed with peak and/or average measurements as necessary.
2. “ * ”, means this data is the worst emission level.
3. Measurement Level = Reading Level + Correct Factor.
4. The average measurement was not performed when the peak measured data under the limit of average detection.
5. The Emission above 18GHz were not included because their levels is far less than the limit.

Site : CB1	Time : 2016/02/03 - 16:50
Limit : FCC_SpartC_15.247_H_03M_PK	Margin : 6
Probe : CB1_FCC_EFS_1-18G_H2 - HORIZONTAL	Power : AC 120 V / 60Hz
EUT : Intelligent 3MP Wireless Cube IPCAM with Temperature & Humidity Sensors	Note : Mode 1: Transmit (Power by Adapter) _802.11b_2437MHz

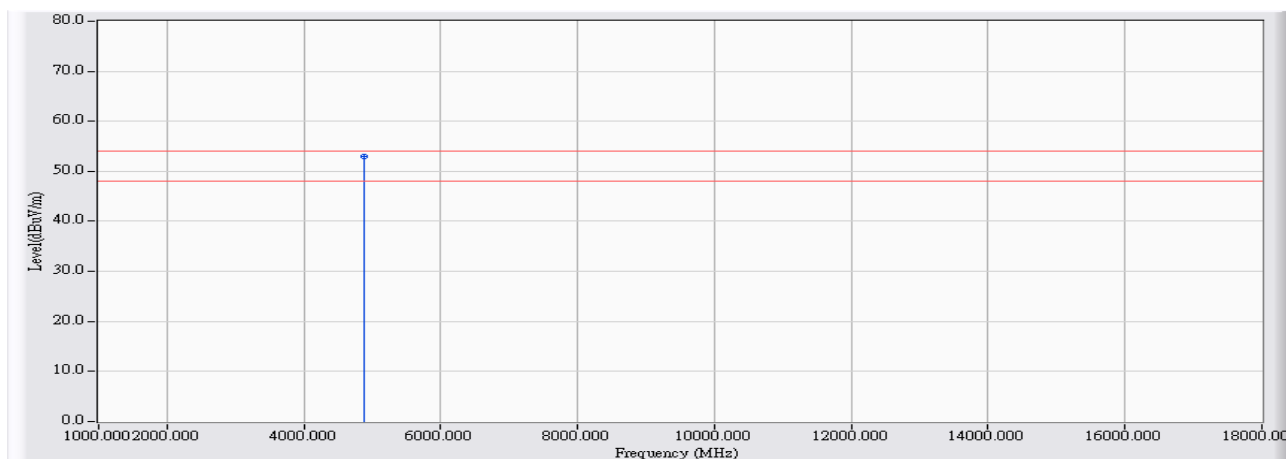


		Frequency (MHz)	Correct Factor (dB)	Reading Level (dBuV)	Measure Level (dBuV/m)	Margin (dB)	Limit (dBuV/m)	Detector Type
1	*	4874.000	-6.975	61.680	54.705	-19.295	74.000	PEAK
2		7311.000	-0.604	46.000	45.396	-28.604	74.000	PEAK
3		9748.000	5.440	44.060	49.500	-24.500	74.000	PEAK
4		12185.000	8.363	40.790	49.154	-24.846	74.000	PEAK

Note:

1. All readings above 1GHz are performed with peak and/or average measurements as necessary.
2. “ * ”, means this data is the worst emission level.
3. Measurement Level = Reading Level + Correct Factor.
4. The average measurement was not performed when the peak measured data under the limit of average detection.
5. The Emission above 18GHz were not included because their levels is far less than the limit.

Site : CB1	Time : 2016/02/03 - 16:51
Limit : FCC_SpartC_15.247_H_03M_AV	Margin : 6
Probe : CB1_FCC_EFS_1-18G_H2 - HORIZONTAL	Power : AC 120 V / 60Hz
EUT : Intelligent 3MP Wireless Cube IPCAM with Temperature & Humidity Sensors	Note : Mode 1: Transmit (Power by Adapter) _802.11b_2437MHz

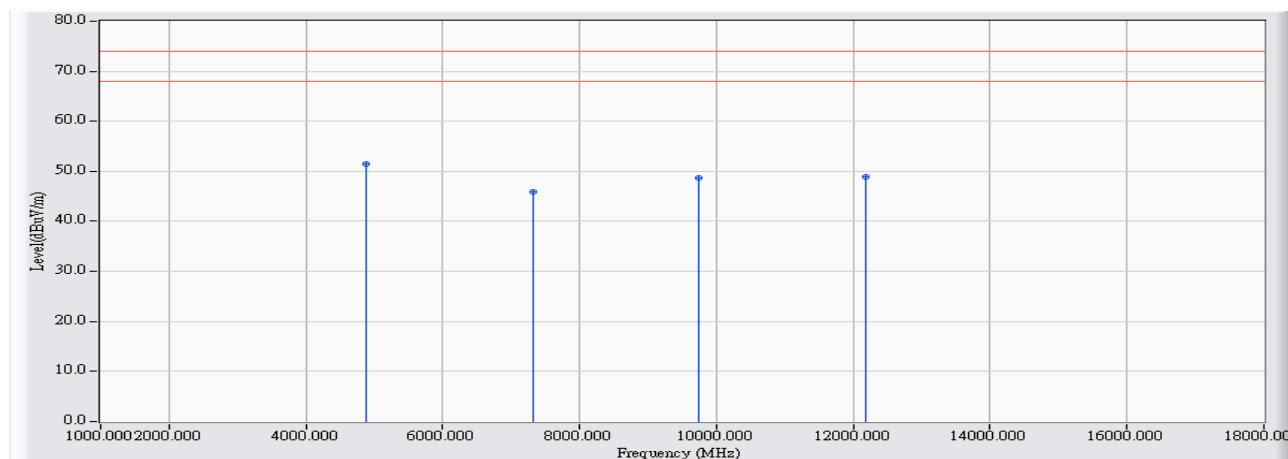


		Frequency (MHz)	Correct Factor (dB)	Reading Level (dBuV)	Measure Level (dBuV/m)	Margin (dB)	Limit (dBuV/m)	Detector Type
1	*	4874.000	-6.975	59.930	52.955	-1.045	54.000	AVERAGE

Note:

1. All readings above 1GHz are performed with peak and/or average measurements as necessary.
2. “ * ”, means this data is the worst emission level.
3. Measurement Level = Reading Level + Correct Factor.
4. The average measurement was not performed when the peak measured data under the limit of average detection.
5. The Emission above 18GHz were not included because their levels is far less than the limit.

Site : CB1	Time : 2016/02/03 - 17:00
Limit : FCC_SpartC_15.247_H_03M_PK	Margin : 6
Probe : CB1_FCC_EFS_1-18G_H2 - VERTICAL	Power : AC 120 V / 60Hz
EUT : Intelligent 3MP Wireless Cube IPCAM with Temperature & Humidity Sensors	Note : Mode 1: Transmit (Power by Adapter) _802.11b_2437MHz

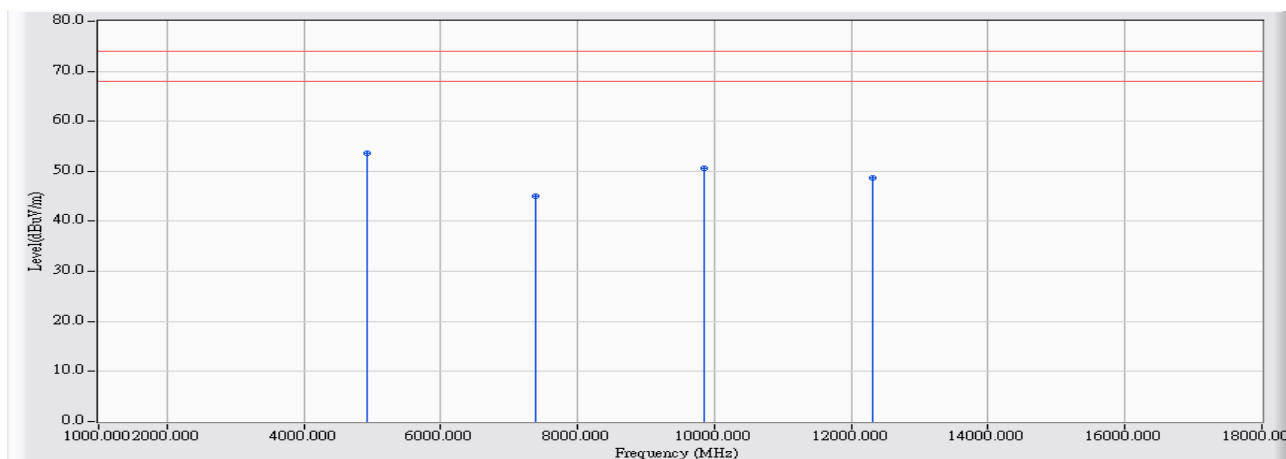


		Frequency (MHz)	Correct Factor (dB)	Reading Level (dBuV)	Measure Level (dBuV/m)	Margin (dB)	Limit (dBuV/m)	Detector Type
1	*	4874.000	-9.070	60.540	51.469	-22.531	74.000	PEAK
2		7311.000	0.373	45.500	45.873	-28.127	74.000	PEAK
3		9748.000	4.652	44.110	48.762	-25.238	74.000	PEAK
4		12185.000	8.017	40.790	48.808	-25.192	74.000	PEAK

Note:

1. All readings above 1GHz are performed with peak and/or average measurements as necessary.
2. “ * ”, means this data is the worst emission level.
3. Measurement Level = Reading Level + Correct Factor.
4. The average measurement was not performed when the peak measured data under the limit of average detection.
5. The Emission above 18GHz were not included because their levels is far less than the limit.

Site : CB1	Time : 2016/02/03 - 17:15
Limit : FCC_SpartC_15.247_H_03M_PK	Margin : 6
Probe : CB1_FCC_EFS_1-18G_H2 - HORIZONTAL	Power : AC 120 V / 60Hz
EUT : Intelligent 3MP Wireless Cube IPCAM with Temperature & Humidity Sensors	Note : Mode 1: Transmit (Power by Adapter) _802.11b_2462MHz

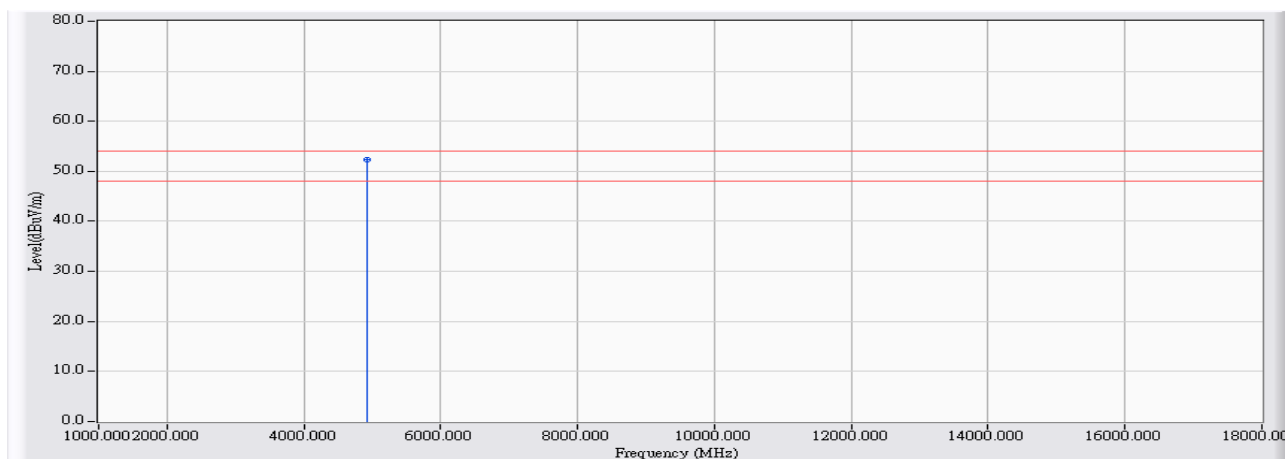


		Frequency (MHz)	Correct Factor (dB)	Reading Level (dBuV)	Measure Level (dBuV/m)	Margin (dB)	Limit (dBuV/m)	Detector Type
1	*	4924.000	-6.913	60.540	53.627	-20.373	74.000	PEAK
2		7386.000	-0.433	45.370	44.937	-29.063	74.000	PEAK
3		9848.000	5.834	44.890	50.723	-23.277	74.000	PEAK
4		12310.000	8.344	40.430	48.774	-25.226	74.000	PEAK

Note:

1. All readings above 1GHz are performed with peak and/or average measurements as necessary.
2. “ * ”, means this data is the worst emission level.
3. Measurement Level = Reading Level + Correct Factor.
4. The average measurement was not performed when the peak measured data under the limit of average detection.
5. The Emission above 18GHz were not included because their levels is far less than the limit.

Site : CB1	Time : 2016/02/03 - 17:16
Limit : FCC_SpartC_15.247_H_03M_AV	Margin : 6
Probe : CB1_FCC_EFS_1-18G_H2 - HORIZONTAL	Power : AC 120 V / 60Hz
EUT : Intelligent 3MP Wireless Cube IPCAM with Temperature & Humidity Sensors	Note : Mode 1: Transmit (Power by Adapter) _802.11b_2462MHz

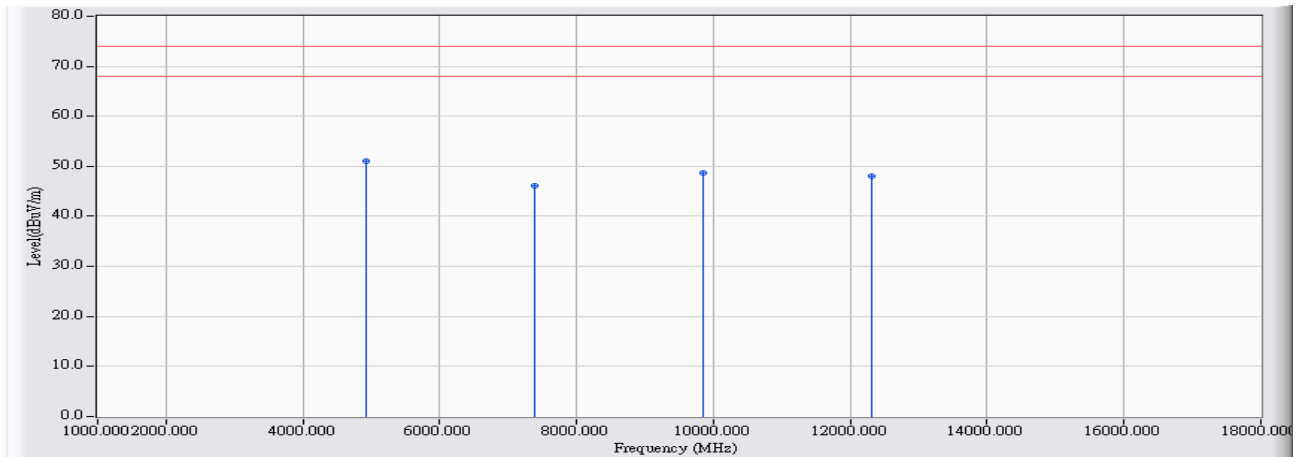


		Frequency (MHz)	Correct Factor (dB)	Reading Level (dBuV)	Measure Level (dBuV/m)	Margin (dB)	Limit (dBuV/m)	Detector Type
1	*	4924.000	-6.913	59.140	52.227	-1.773	54.000	AVERAGE

Note:

1. All readings above 1GHz are performed with peak and/or average measurements as necessary.
2. “ * ”, means this data is the worst emission level.
3. Measurement Level = Reading Level + Correct Factor.
4. The average measurement was not performed when the peak measured data under the limit of average detection.
5. The Emission above 18GHz were not included because their levels is far less than the limit.

Site : CB1	Time : 2016/02/03 - 17:10
Limit : FCC_SpartC_15.247_H_03M_PK	Margin : 6
Probe : CB1_FCC_EFS_1-18G_H2 - VERTICAL	Power : AC 120 V / 60Hz
EUT : Intelligent 3MP Wireless Cube IPCAM with Temperature & Humidity Sensors	Note : Mode 1: Transmit (Power by Adapter) _802.11b_2462MHz

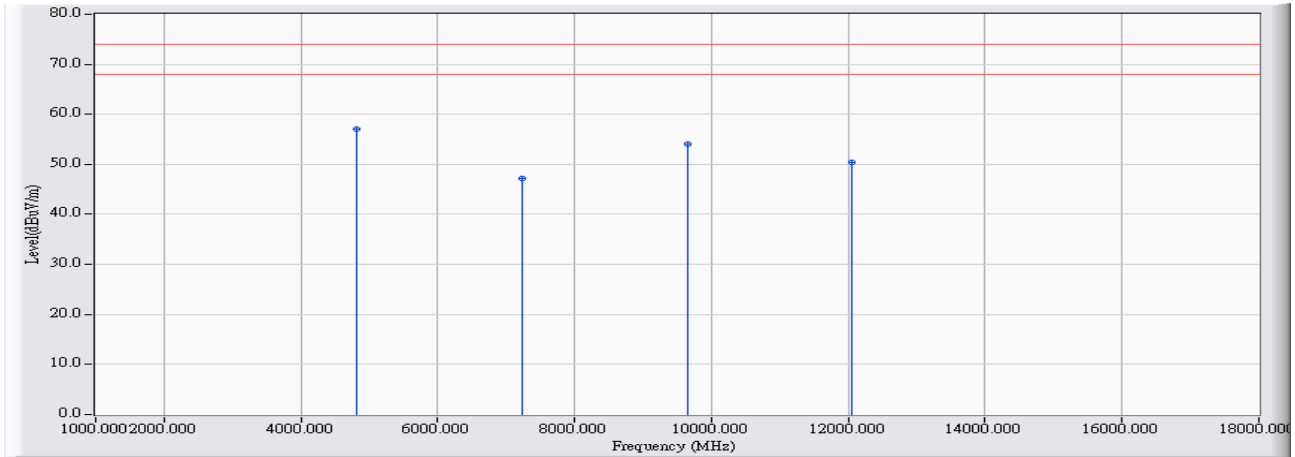


		Frequency (MHz)	Correct Factor (dB)	Reading Level (dBuV)	Measure Level (dBuV/m)	Margin (dB)	Limit (dBuV/m)	Detector Type
1	*	4924.000	-8.805	59.790	50.985	-23.015	74.000	PEAK
2		7386.000	0.574	45.510	46.085	-27.915	74.000	PEAK
3		9848.000	5.091	43.630	48.720	-25.280	74.000	PEAK
4		12310.000	7.907	40.030	47.937	-26.063	74.000	PEAK

Note:

1. All readings above 1GHz are performed with peak and/or average measurements as necessary.
2. “ * ”, means this data is the worst emission level.
3. Measurement Level = Reading Level + Correct Factor.
4. The average measurement was not performed when the peak measured data under the limit of average detection.
5. The Emission above 18GHz were not included because their levels is far less than the limit.

Site : CB1	Time : 2016/02/03 - 17:52
Limit : FCC_SpartC_15.247_H_03M_PK	Margin : 6
Probe : CB1_FCC_EFS_1-18G_H2 - HORIZONTAL	Power : AC 120 V / 60Hz
EUT : Intelligent 3MP Wireless Cube IPCAM with Temperature & Humidity Sensors	Note : Mode 1: Transmit (Power by Adapter) _802.11g_2412MHz

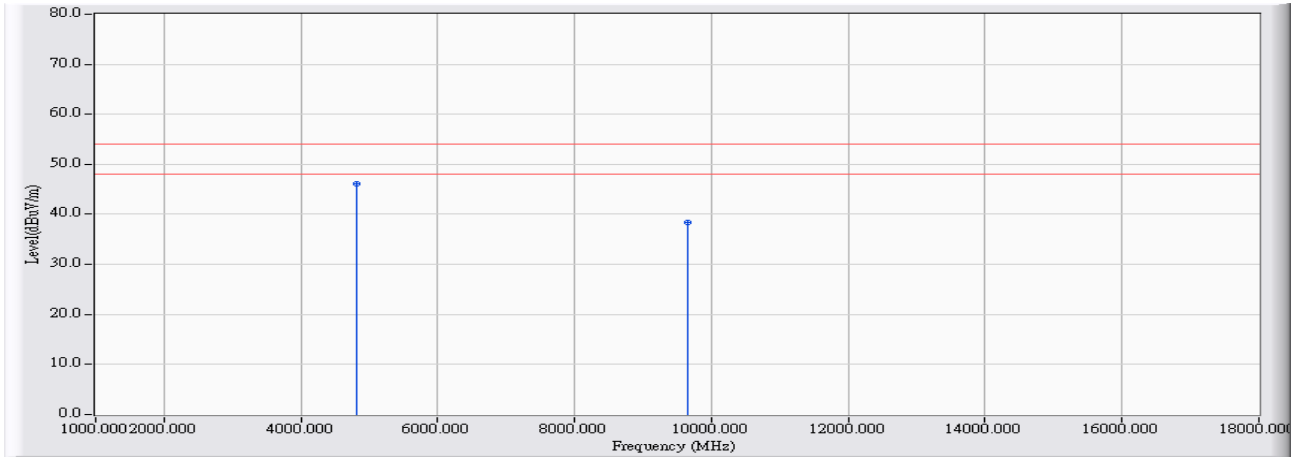


		Frequency (MHz)	Correct Factor (dB)	Reading Level (dBuV)	Measure Level (dBuV/m)	Margin (dB)	Limit (dBuV/m)	Detector Type
1	*	4824.000	-7.036	64.020	56.984	-17.016	74.000	PEAK
2		7236.000	-0.773	47.870	47.097	-26.903	74.000	PEAK
3		9648.000	5.030	49.040	54.070	-19.930	74.000	PEAK
4		12060.000	8.356	42.040	50.397	-23.603	74.000	PEAK

Note:

1. All readings above 1GHz are performed with peak and/or average measurements as necessary.
2. “ * ”, means this data is the worst emission level.
3. Measurement Level = Reading Level + Correct Factor.
4. The average measurement was not performed when the peak measured data under the limit of average detection.
5. The Emission above 18GHz were not included because their levels is far less than the limit.

Site : CB1	Time : 2016/02/03 - 17:53
Limit : FCC_SpartC_15.247_H_03M_AV	Margin : 6
Probe : CB1_FCC_EFS_1-18G_H2 - HORIZONTAL	Power : AC 120 V / 60Hz
EUT : Intelligent 3MP Wireless Cube IPCAM with Temperature & Humidity Sensors	Note : Mode 1: Transmit (Power by Adapter) _802.11g_2412MHz

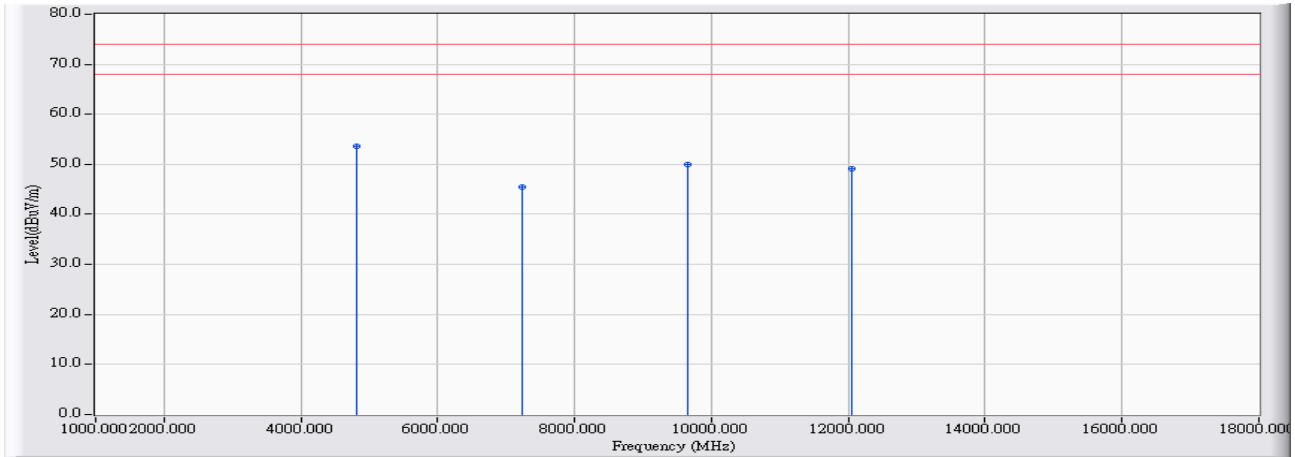


		Frequency (MHz)	Correct Factor (dB)	Reading Level (dBuV)	Measure Level (dBuV/m)	Margin (dB)	Limit (dBuV/m)	Detector Type
1	*	4824.000	-7.036	53.120	46.084	-7.916	54.000	AVERAGE
2		9648.000	5.030	33.260	38.290	-15.710	54.000	AVERAGE

Note:

1. All readings above 1GHz are performed with peak and/or average measurements as necessary.
2. “ * ”, means this data is the worst emission level.
3. Measurement Level = Reading Level + Correct Factor.
4. The average measurement was not performed when the peak measured data under the limit of average detection.
5. The Emission above 18GHz were not included because their levels is far less than the limit.

Site : CB1	Time : 2016/02/03 - 17:56
Limit : FCC_SpartC_15.247_H_03M_PK	Margin : 6
Probe : CB1_FCC_EFS_1-18G_H2 - VERTICAL	Power : AC 120 V / 60Hz
EUT : Intelligent 3MP Wireless Cube IPCAM with Temperature & Humidity Sensors	Note : Mode 1: Transmit (Power by Adapter) <u>802.11g_2412MHz</u>

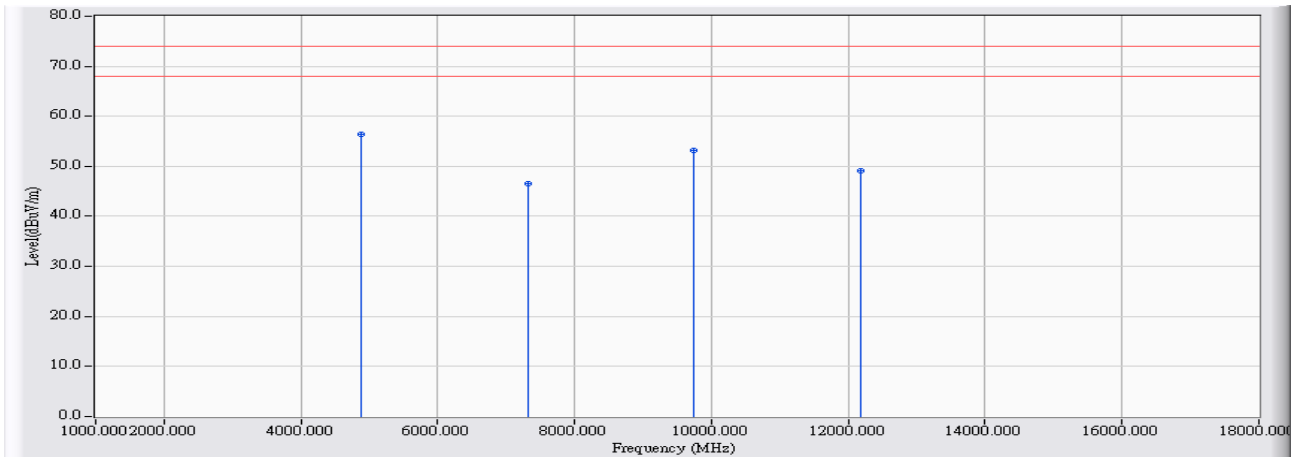


		Frequency (MHz)	Correct Factor (dB)	Reading Level (dBuV)	Measure Level (dBuV/m)	Margin (dB)	Limit (dBuV/m)	Detector Type
1	*	4824.000	-9.336	62.980	53.644	-20.356	74.000	PEAK
2		7236.000	0.177	45.360	45.537	-28.463	74.000	PEAK
3		9648.000	4.197	45.750	49.947	-24.053	74.000	PEAK
4		12060.000	8.101	41.050	49.152	-24.848	74.000	PEAK

Note:

1. All readings above 1GHz are performed with peak and/or average measurements as necessary.
2. “ * ”, means this data is the worst emission level.
3. Measurement Level = Reading Level + Correct Factor.
4. The average measurement was not performed when the peak measured data under the limit of average detection.
5. The Emission above 18GHz were not included because their levels is far less than the limit.

Site : CB1	Time : 2016/02/03 - 17:43
Limit : FCC_SpartC_15.247_H_03M_PK	Margin : 6
Probe : CB1_FCC_EFS_1-18G_H2 - HORIZONTAL	Power : AC 120 V / 60Hz
EUT : Intelligent 3MP Wireless Cube IPCAM with Temperature & Humidity Sensors	Note : Mode 1: Transmit (Power by Adapter) _802.11g_2437MHz

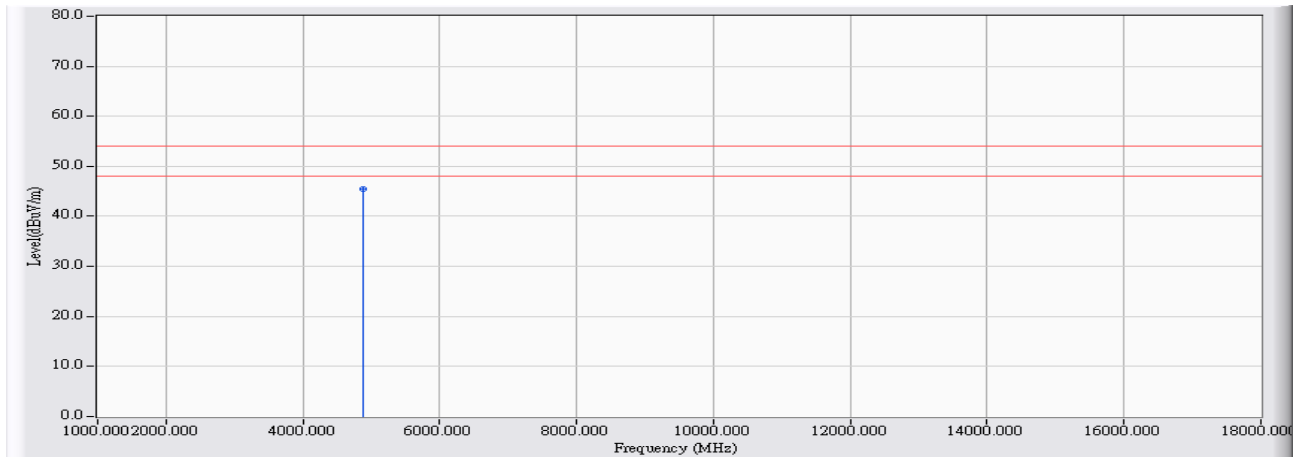


		Frequency (MHz)	Correct Factor (dB)	Reading Level (dBuV)	Measure Level (dBuV/m)	Margin (dB)	Limit (dBuV/m)	Detector Type
1	*	4874.000	-6.975	63.470	56.495	-17.505	74.000	PEAK
2		7311.000	-0.604	47.040	46.436	-27.564	74.000	PEAK
3		9748.000	5.440	47.710	53.150	-20.850	74.000	PEAK
4		12185.000	8.363	40.770	49.134	-24.866	74.000	PEAK

Note:

1. All readings above 1GHz are performed with peak and/or average measurements as necessary.
2. “ * ”, means this data is the worst emission level.
3. Measurement Level = Reading Level + Correct Factor.
4. The average measurement was not performed when the peak measured data under the limit of average detection.
5. The Emission above 18GHz were not included because their levels is far less than the limit.

Site : CB1	Time : 2016/02/03 - 17:39
Limit : FCC_SpartC_15.247_H_03M_AV	Margin : 6
Probe : CB1_FCC_EFS_1-18G_H2 - HORIZONTAL	Power : AC 120 V / 60Hz
EUT : Intelligent 3MP Wireless Cube IPCAM with Temperature & Humidity Sensors	Note : Mode 1: Transmit (Power by Adapter) 802.11g_2437MHz

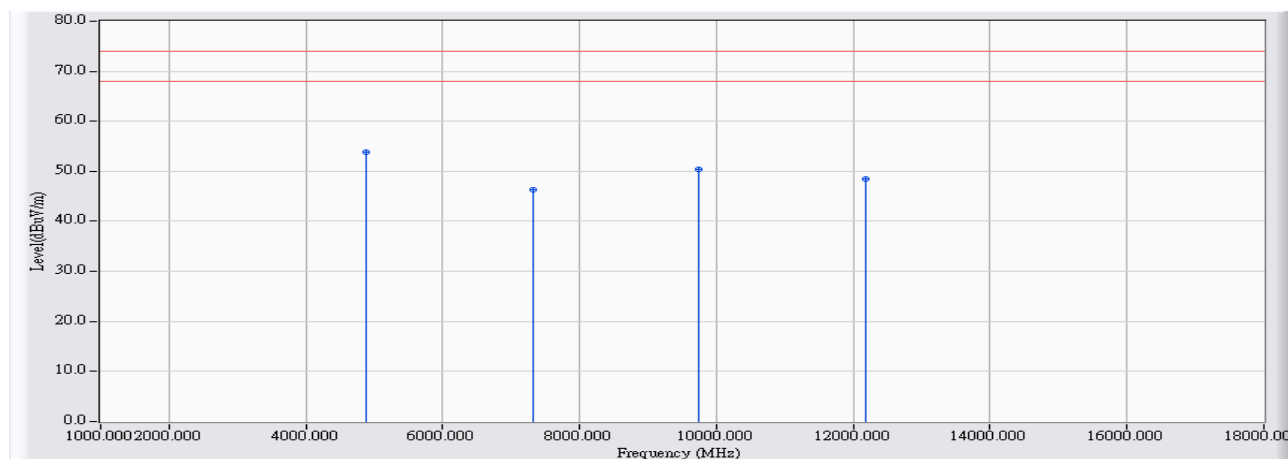


		Frequency (MHz)	Correct Factor (dB)	Reading Level (dBuV)	Measure Level (dBuV/m)	Margin (dB)	Limit (dBuV/m)	Detector Type
1	*	4874.000	-6.975	52.360	45.385	-8.615	54.000	AVERAGE

Note:

1. All readings above 1GHz are performed with peak and/or average measurements as necessary.
2. “ * ”, means this data is the worst emission level.
3. Measurement Level = Reading Level + Correct Factor.
4. The average measurement was not performed when the peak measured data under the limit of average detection.
5. The Emission above 18GHz were not included because their levels is far less than the limit.

Site : CB1	Time : 2016/02/03 - 17:38
Limit : FCC_SpartC_15.247_H_03M_PK	Margin : 6
Probe : CB1_FCC_EFS_1-18G_H2 - VERTICAL	Power : AC 120 V / 60Hz
EUT : Intelligent 3MP Wireless Cube IPCAM with Temperature & Humidity Sensors	Note : Mode 1: Transmit (Power by Adapter) _802.11g_2437MHz

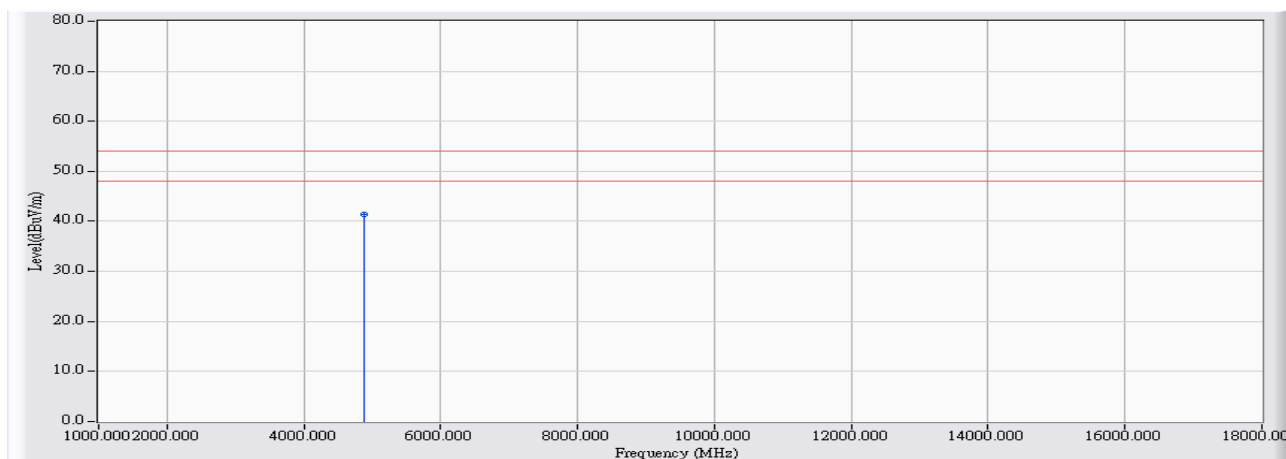


		Frequency (MHz)	Correct Factor (dB)	Reading Level (dBuV)	Measure Level (dBuV/m)	Margin (dB)	Limit (dBuV/m)	Detector Type
1	*	4874.000	-9.070	62.930	53.859	-20.141	74.000	PEAK
2		7311.000	0.373	45.870	46.243	-27.757	74.000	PEAK
3		9748.000	4.652	45.670	50.322	-23.678	74.000	PEAK
4		12185.000	8.017	40.410	48.428	-25.572	74.000	PEAK

Note:

1. All readings above 1GHz are performed with peak and/or average measurements as necessary.
2. “ * ”, means this data is the worst emission level.
3. Measurement Level = Reading Level + Correct Factor.
4. The average measurement was not performed when the peak measured data under the limit of average detection.
5. The Emission above 18GHz were not included because their levels is far less than the limit.

Site : CB1	Time : 2016/02/03 - 17:38
Limit : FCC_SpartC_15.247_H_03M_AV	Margin : 6
Probe : CB1_FCC_EFS_1-18G_H2 - VERTICAL	Power : AC 120 V / 60Hz
EUT : Intelligent 3MP Wireless Cube IPCAM with Temperature & Humidity Sensors	Note : Mode 1: Transmit (Power by Adapter) _802.11g_2437MHz

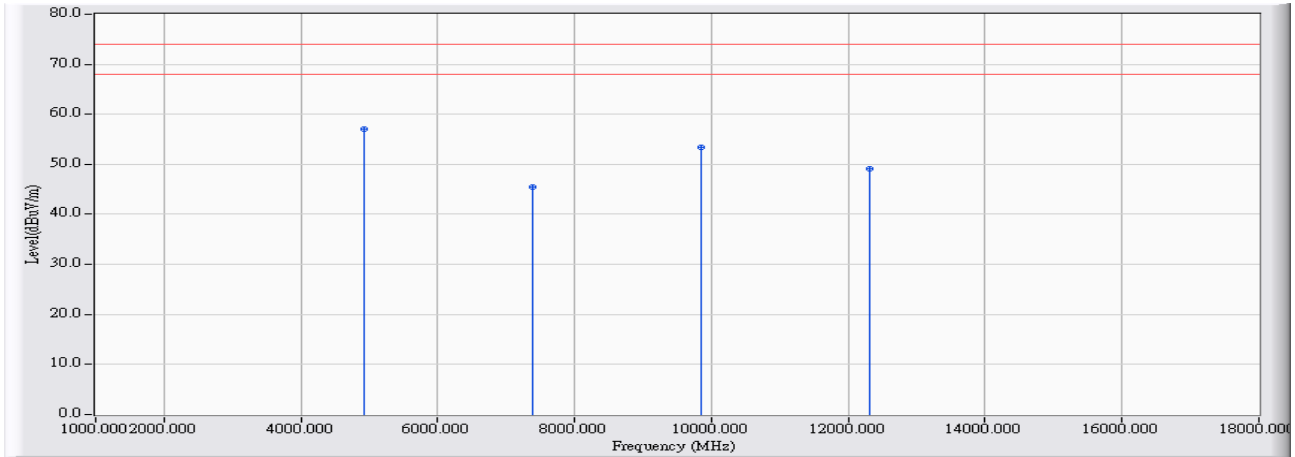


		Frequency (MHz)	Correct Factor (dB)	Reading Level (dBuV)	Measure Level (dBuV/m)	Margin (dB)	Limit (dBuV/m)	Detector Type
1	*	4874.000	-9.070	50.520	41.449	-12.551	54.000	AVERAGE

Note:

1. All readings above 1GHz are performed with peak and/or average measurements as necessary.
2. “ * ”, means this data is the worst emission level.
3. Measurement Level = Reading Level + Correct Factor.
4. The average measurement was not performed when the peak measured data under the limit of average detection.
5. The Emission above 18GHz were not included because their levels is far less than the limit.

Site : CB1	Time : 2016/02/03 - 17:22
Limit : FCC_SpartC_15.247_H_03M_PK	Margin : 6
Probe : CB1_FCC_EFS_1-18G_H2 - HORIZONTAL	Power : AC 120 V / 60Hz
EUT : Intelligent 3MP Wireless Cube IPCAM with Temperature & Humidity Sensors	Note : Mode 1: Transmit (Power by Adapter) 802.11g_2462MHz

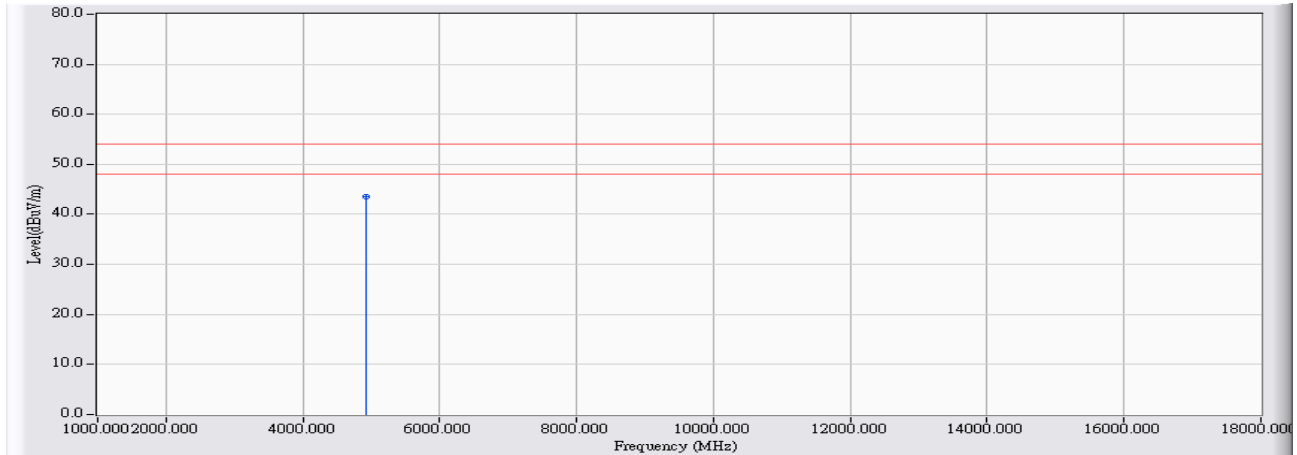


		Frequency (MHz)	Correct Factor (dB)	Reading Level (dBuV)	Measure Level (dBuV/m)	Margin (dB)	Limit (dBuV/m)	Detector Type
1	*	4924.000	-6.913	64.050	57.137	-16.863	74.000	PEAK
2		7386.000	-0.433	45.910	45.477	-28.523	74.000	PEAK
3		9848.000	5.834	47.560	53.393	-20.607	74.000	PEAK
4		12310.000	8.344	40.680	49.024	-24.976	74.000	PEAK

Note:

1. All readings above 1GHz are performed with peak and/or average measurements as necessary.
2. “ * ”, means this data is the worst emission level.
3. Measurement Level = Reading Level + Correct Factor.
4. The average measurement was not performed when the peak measured data under the limit of average detection.
5. The Emission above 18GHz were not included because their levels is far less than the limit.

Site : CB1	Time : 2016/02/03 - 17:18
Limit : FCC_SpartC_15.247_H_03M_AV	Margin : 6
Probe : CB1_FCC_EFS_1-18G_H2 - HORIZONTAL	Power : AC 120 V / 60Hz
EUT : Intelligent 3MP Wireless Cube IPCAM with Temperature & Humidity Sensors	Note : Mode 1: Transmit (Power by Adapter) _802.11g_2462MHz

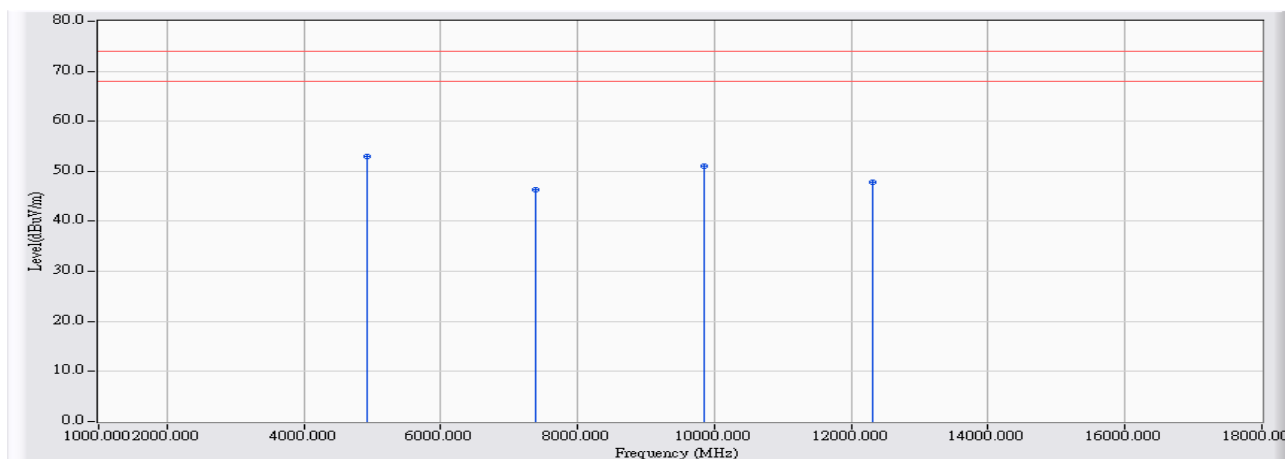


		Frequency (MHz)	Correct Factor (dB)	Reading Level (dBuV)	Measure Level (dBuV/m)	Margin (dB)	Limit (dBuV/m)	Detector Type
1	*	4924.000	-6.913	50.420	43.507	-10.493	54.000	AVERAGE

Note:

1. All readings above 1GHz are performed with peak and/or average measurements as necessary.
2. “ * ”, means this data is the worst emission level.
3. Measurement Level = Reading Level + Correct Factor.
4. The average measurement was not performed when the peak measured data under the limit of average detection.
5. The Emission above 18GHz were not included because their levels is far less than the limit.

Site : CB1	Time : 2016/02/03 - 17:29
Limit : FCC_SpartC_15.247_H_03M_PK	Margin : 6
Probe : CB1_FCC_EFS_1-18G_H2 - VERTICAL	Power : AC 120 V / 60Hz
EUT : Intelligent 3MP Wireless Cube IPCAM with Temperature & Humidity Sensors	Note : Mode 1: Transmit (Power by Adapter) _802.11g_2462MHz

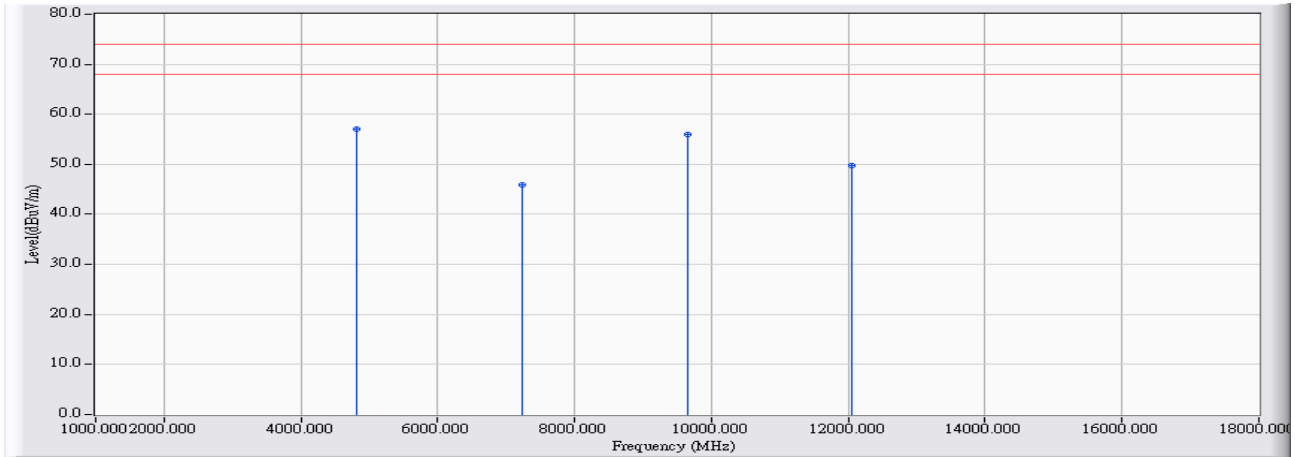


		Frequency (MHz)	Correct Factor (dB)	Reading Level (dBuV)	Measure Level (dBuV/m)	Margin (dB)	Limit (dBuV/m)	Detector Type
1	*	4924.000	-8.805	61.720	52.915	-21.085	74.000	PEAK
2		7386.000	0.574	45.770	46.345	-27.655	74.000	PEAK
3		9848.000	5.091	46.060	51.150	-22.850	74.000	PEAK
4		12310.000	7.907	40.000	47.907	-26.093	74.000	PEAK

Note:

1. All readings above 1GHz are performed with peak and/or average measurements as necessary.
2. “ * ”, means this data is the worst emission level.
3. Measurement Level = Reading Level + Correct Factor.
4. The average measurement was not performed when the peak measured data under the limit of average detection.
5. The Emission above 18GHz were not included because their levels is far less than the limit.

Site : CB1	Time : 2016/02/03 - 19:01
Limit : FCC_SpartC_15.247_H_03M_PK	Margin : 6
Probe : CB1_FCC_EFS_1-18G_H2 - HORIZONTAL	Power : AC 120 V / 60Hz
EUT : Intelligent 3MP Wireless Cube IPCAM with Temperature & Humidity Sensors	Note : Mode 1: Transmit (Power by Adapter) _802.11n(20M)_2412MHz

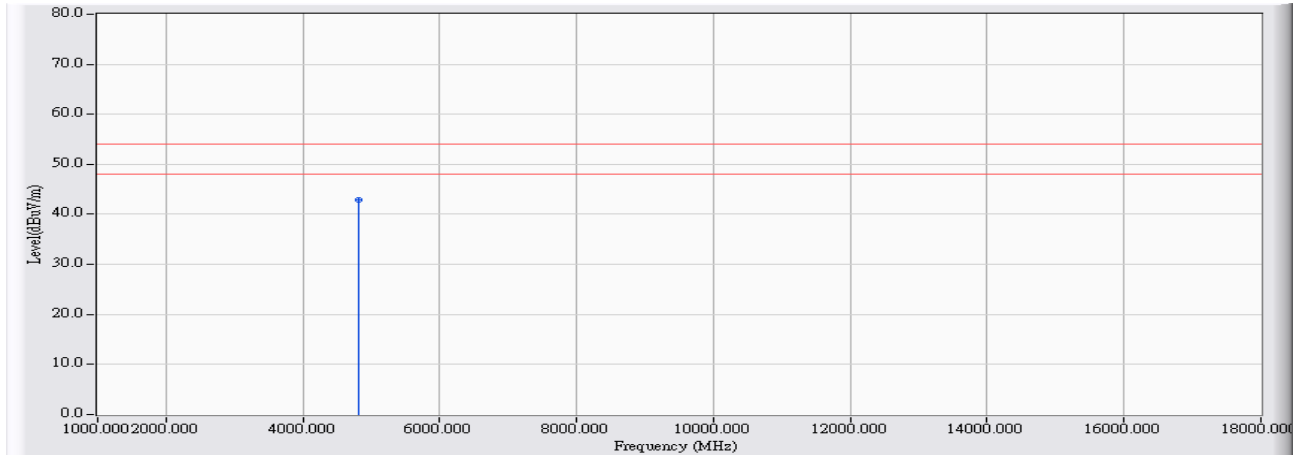


		Frequency (MHz)	Correct Factor (dB)	Reading Level (dBuV)	Measure Level (dBuV/m)	Margin (dB)	Limit (dBuV/m)	Detector Type
1	*	4824.000	-7.036	64.150	57.114	-16.886	74.000	PEAK
2		7236.000	-0.773	46.650	45.877	-28.123	74.000	PEAK
3		9648.000	5.030	51.040	56.070	-17.930	74.000	PEAK
4		12060.000	8.356	41.340	49.697	-24.303	74.000	PEAK

Note:

1. All readings above 1GHz are performed with peak and/or average measurements as necessary.
2. “ * ”, means this data is the worst emission level.
3. Measurement Level = Reading Level + Correct Factor.
4. The average measurement was not performed when the peak measured data under the limit of average detection.
5. The Emission above 18GHz were not included because their levels is far less than the limit.

Site : CB1	Time : 2016/02/03 - 19:02
Limit : FCC_SpartC_15.247_H_03M_AV	Margin : 6
Probe : CB1_FCC_EFS_1-18G_H2 - HORIZONTAL	Power : AC 120 V / 60Hz
EUT : Intelligent 3MP Wireless Cube IPCAM with Temperature & Humidity Sensors	Note : Mode 1: Transmit (Power by Adapter) 802.11n(20M)_2412MHz

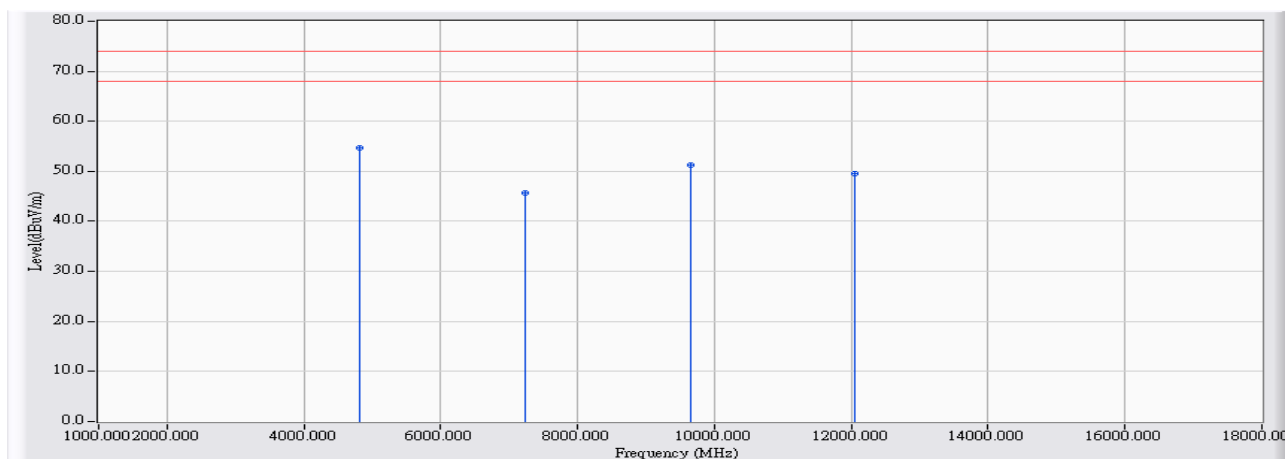


		Frequency (MHz)	Correct Factor (dB)	Reading Level (dBuV)	Measure Level (dBuV/m)	Margin (dB)	Limit (dBuV/m)	Detector Type
1	*	4822.000	-7.038	49.950	42.911	-11.089	54.000	AVERAGE

Note:

1. All readings above 1GHz are performed with peak and/or average measurements as necessary.
2. “ * ”, means this data is the worst emission level.
3. Measurement Level = Reading Level + Correct Factor.
4. The average measurement was not performed when the peak measured data under the limit of average detection.
5. The Emission above 18GHz were not included because their levels is far less than the limit.

Site : CB1	Time : 2016/02/03 - 18:50
Limit : FCC_SpartC_15.247_H_03M_PK	Margin : 6
Probe : CB1_FCC_EFS_1-18G_H2 - VERTICAL	Power : AC 120 V / 60Hz
EUT : Intelligent 3MP Wireless Cube IPCAM with Temperature & Humidity Sensors	Note : Mode 1: Transmit (Power by Adapter) _802.11n(20M)_2412MHz

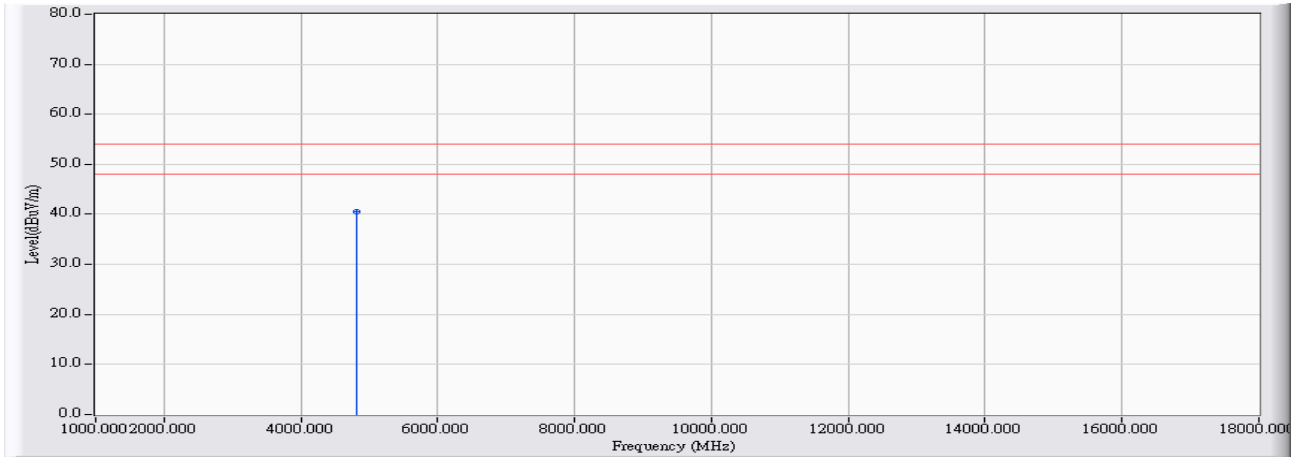


		Frequency (MHz)	Correct Factor (dB)	Reading Level (dBuV)	Measure Level (dBuV/m)	Margin (dB)	Limit (dBuV/m)	Detector Type
1	*	4824.000	-9.336	63.980	54.644	-19.356	74.000	PEAK
2		7236.000	0.177	45.510	45.687	-28.313	74.000	PEAK
3		9648.000	4.197	47.050	51.247	-22.753	74.000	PEAK
4		12060.000	8.101	41.540	49.642	-24.358	74.000	PEAK

Note:

1. All readings above 1GHz are performed with peak and/or average measurements as necessary.
2. “ * ”, means this data is the worst emission level.
3. Measurement Level = Reading Level + Correct Factor.
4. The average measurement was not performed when the peak measured data under the limit of average detection.
5. The Emission above 18GHz were not included because their levels is far less than the limit.

Site : CB1	Time : 2016/02/03 - 18:51
Limit : FCC_SpartC_15.247_H_03M_AV	Margin : 6
Probe : CB1_FCC_EFS_1-18G_H2 - VERTICAL	Power : AC 120 V / 60Hz
EUT : Intelligent 3MP Wireless Cube IPCAM with Temperature & Humidity Sensors	Note : Mode 1: Transmit (Power by Adapter) _802.11n(20M)_2412MHz

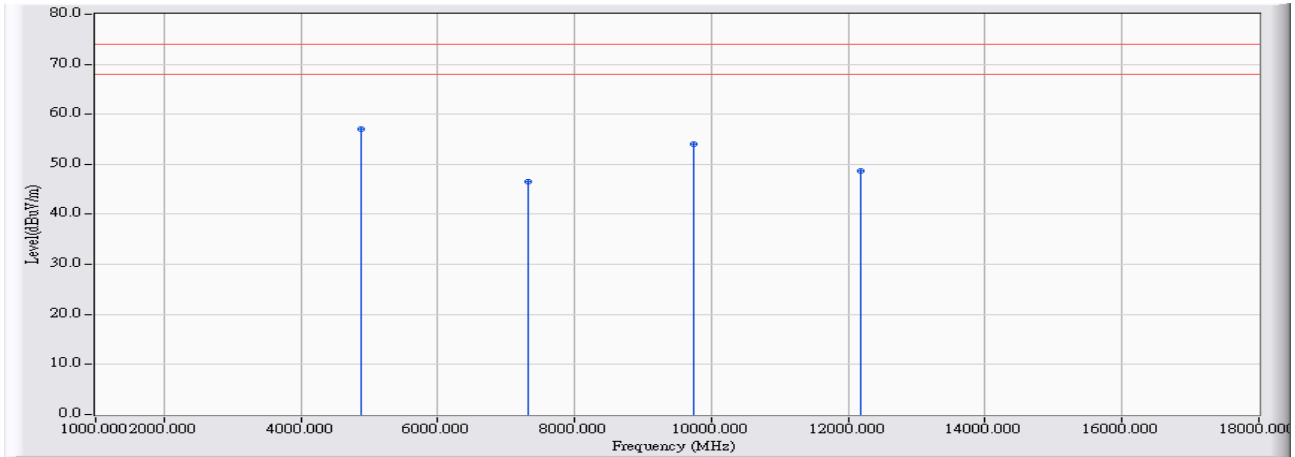


		Frequency (MHz)	Correct Factor (dB)	Reading Level (dBuV)	Measure Level (dBuV/m)	Margin (dB)	Limit (dBuV/m)	Detector Type
1	*	4824.000	-9.336	49.790	40.454	-13.546	54.000	AVERAGE

Note:

1. All readings above 1GHz are performed with peak and/or average measurements as necessary.
2. “ * ”, means this data is the worst emission level.
3. Measurement Level = Reading Level + Correct Factor.
4. The average measurement was not performed when the peak measured data under the limit of average detection.
5. The Emission above 18GHz were not included because their levels is far less than the limit.

Site : CB1	Time : 2016/02/03 - 19:09
Limit : FCC_SpartC_15.247_H_03M_PK	Margin : 6
Probe : CB1_FCC_EFS_1-18G_H2 - HORIZONTAL	Power : AC 120 V / 60Hz
EUT : Intelligent 3MP Wireless Cube IPCAM with Temperature & Humidity Sensors	Note : Mode 1: Transmit (Power by Adapter) 802.11n(20M)_2437MHz

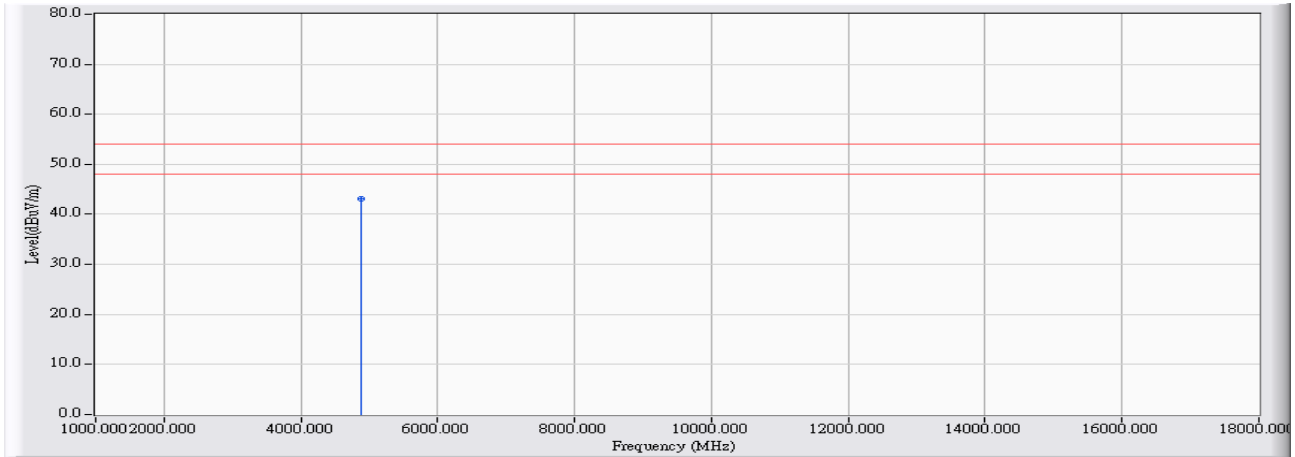


		Frequency (MHz)	Correct Factor (dB)	Reading Level (dBuV)	Measure Level (dBuV/m)	Margin (dB)	Limit (dBuV/m)	Detector Type
1	*	4874.000	-6.975	63.940	56.965	-17.035	74.000	PEAK
2		7314.000	-0.597	47.190	46.593	-27.407	74.000	PEAK
3		9747.000	5.435	48.670	54.106	-19.894	74.000	PEAK
4		12185.000	8.363	40.280	48.644	-25.356	74.000	PEAK

Note:

1. All readings above 1GHz are performed with peak and/or average measurements as necessary.
2. “ * ”, means this data is the worst emission level.
3. Measurement Level = Reading Level + Correct Factor.
4. The average measurement was not performed when the peak measured data under the limit of average detection.
5. The Emission above 18GHz were not included because their levels is far less than the limit.

Site : CB1	Time : 2016/02/03 - 19:11
Limit : FCC_SpartC_15.247_H_03M_AV	Margin : 6
Probe : CB1_FCC_EFS_1-18G_H2 - HORIZONTAL	Power : AC 120 V / 60Hz
EUT : Intelligent 3MP Wireless Cube IPCAM with Temperature & Humidity Sensors	Note : Mode 1: Transmit (Power by Adapter) _802.11n(20M)_2437MHz

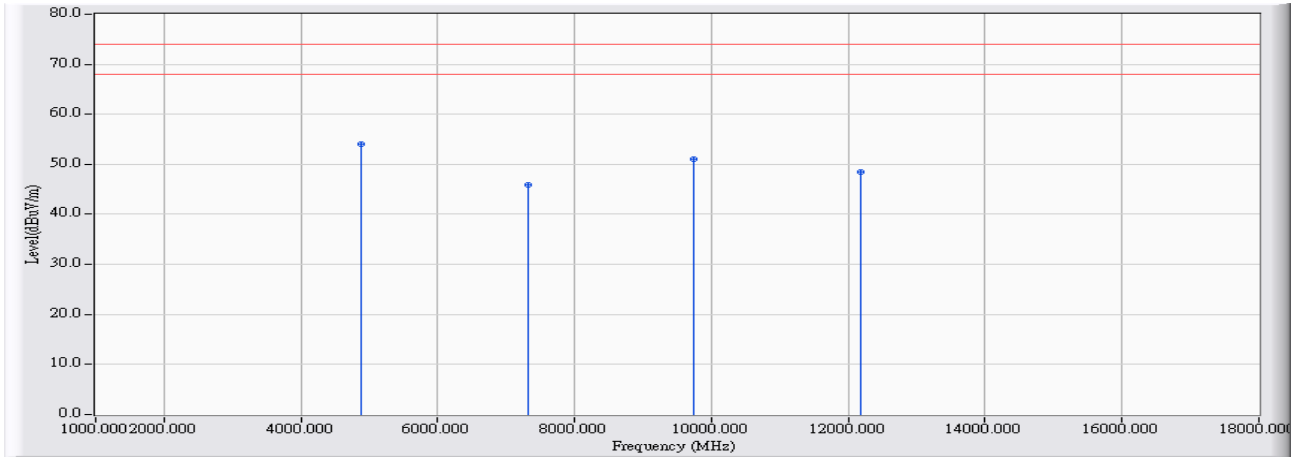


		Frequency (MHz)	Correct Factor (dB)	Reading Level (dBuV)	Measure Level (dBuV/m)	Margin (dB)	Limit (dBuV/m)	Detector Type
1	*	4873.000	-6.977	50.120	43.144	-10.856	54.000	AVERAGE

Note:

1. All readings above 1GHz are performed with peak and/or average measurements as necessary.
2. “ * ”, means this data is the worst emission level.
3. Measurement Level = Reading Level + Correct Factor.
4. The average measurement was not performed when the peak measured data under the limit of average detection.
5. The Emission above 18GHz were not included because their levels is far less than the limit.

Site : CB1	Time : 2016/02/03 - 19:16
Limit : FCC_SpartC_15.247_H_03M_PK	Margin : 6
Probe : CB1_FCC_EFS_1-18G_H2 - VERTICAL	Power : AC 120 V / 60Hz
EUT : Intelligent 3MP Wireless Cube IPCAM with Temperature & Humidity Sensors	Note : Mode 1: Transmit (Power by Adapter) _802.11n(20M)_2437MHz

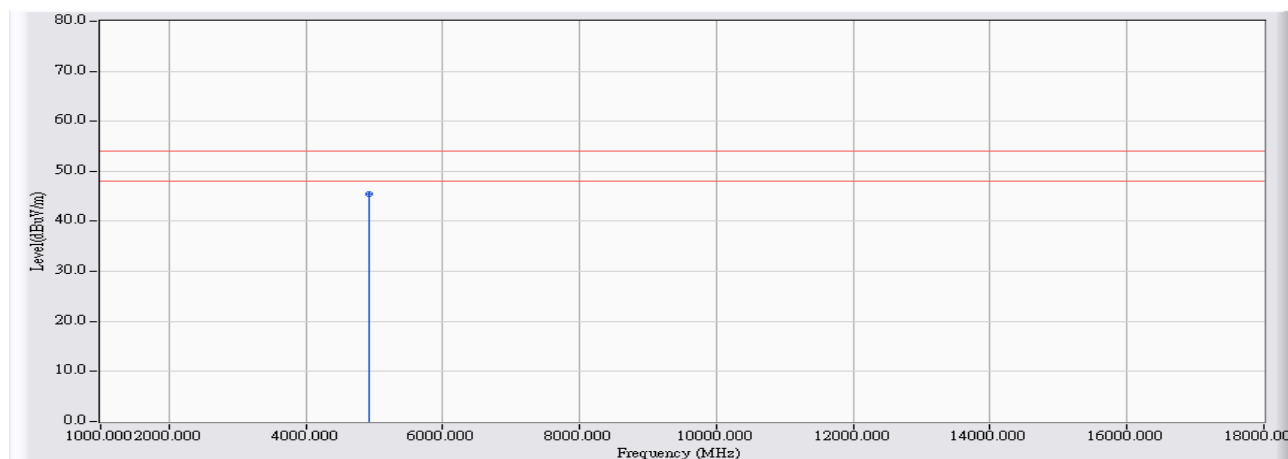


		Frequency (MHz)	Correct Factor (dB)	Reading Level (dBuV)	Measure Level (dBuV/m)	Margin (dB)	Limit (dBuV/m)	Detector Type
1	*	4874.914	-9.066	63.220	54.154	-19.846	74.000	PEAK
2		7314.251	0.382	45.560	45.942	-28.058	74.000	PEAK
3		9746.172	4.644	46.363	51.007	-22.993	74.000	PEAK
4		12185.300	8.018	40.510	48.528	-25.472	74.000	PEAK

Note:

1. All readings above 1GHz are performed with peak and/or average measurements as necessary.
2. “ * ”, means this data is the worst emission level.
3. Measurement Level = Reading Level + Correct Factor.
4. The average measurement was not performed when the peak measured data under the limit of average detection.
5. The Emission above 18GHz were not included because their levels is far less than the limit.

Site : CB1	Time : 2016/02/03 - 19:31
Limit : FCC_SpartC_15.247_H_03M_AV	Margin : 6
Probe : CB1_FCC_EFS_1-18G_H2 - HORIZONTAL	Power : AC 120 V / 60Hz
EUT : Intelligent 3MP Wireless Cube IPCAM with Temperature & Humidity Sensors	Note : Mode 1: Transmit (Power by Adapter) _802.11n(20M)_2437MHz

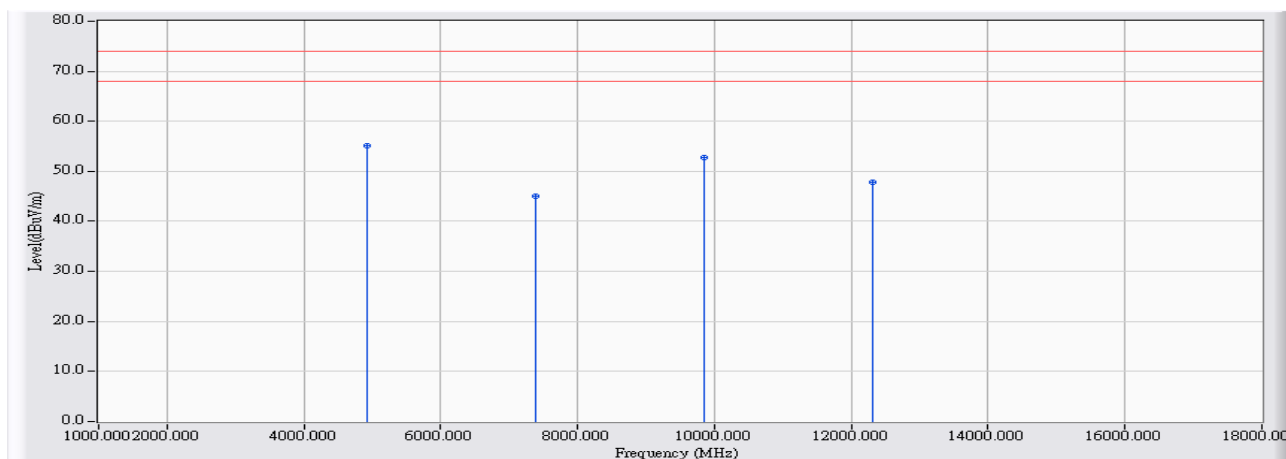


		Frequency (MHz)	Correct Factor (dB)	Reading Level (dBuV)	Measure Level (dBuV/m)	Margin (dB)	Limit (dBuV/m)	Detector Type
1	*	4924.000	-6.913	52.325	45.412	-8.588	54.000	AVERAGE

Note:

1. All readings above 1GHz are performed with peak and/or average measurements as necessary.
2. “ * ”, means this data is the worst emission level.
3. Measurement Level = Reading Level + Correct Factor.
4. The average measurement was not performed when the peak measured data under the limit of average detection.
5. The Emission above 18GHz were not included because their levels is far less than the limit.

Site : CB1	Time : 2016/02/03 - 20:28
Limit : FCC_SpartC_15.247_H_03M_PK	Margin : 6
Probe : CB1_FCC_EFS_1-18G_H2 - HORIZONTAL	Power : AC 120 V / 60Hz
EUT : Intelligent 3MP Wireless Cube IPCAM with Temperature & Humidity Sensors	Note : Mode 1: Transmit (Power by Adapter) _802.11n(20M)_2462MHz

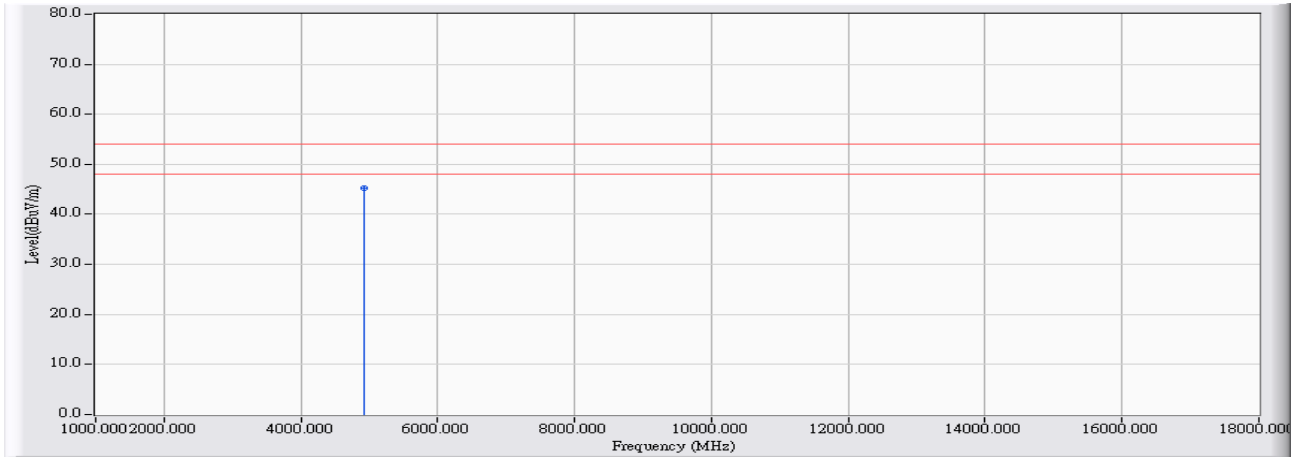


		Frequency (MHz)	Correct Factor (dB)	Reading Level (dBuV)	Measure Level (dBuV/m)	Margin (dB)	Limit (dBuV/m)	Detector Type
1	*	4924.000	-6.913	62.080	55.167	-18.833	74.000	PEAK
2		7385.000	-0.436	45.480	45.045	-28.955	74.000	PEAK
3		9849.000	5.837	46.890	52.727	-21.273	74.000	PEAK
4		12311.000	8.343	39.510	47.854	-26.146	74.000	PEAK

Note:

1. All readings above 1GHz are performed with peak and/or average measurements as necessary.
2. “ * ”, means this data is the worst emission level.
3. Measurement Level = Reading Level + Correct Factor.
4. The average measurement was not performed when the peak measured data under the limit of average detection.
5. The Emission above 18GHz were not included because their levels is far less than the limit.

Site : CB1	Time : 2016/02/03 - 20:28
Limit : FCC_SpartC_15.247_H_03M_AV	Margin : 6
Probe : CB1_FCC_EFS_1-18G_H2 - HORIZONTAL	Power : AC 120 V / 60Hz
EUT : Intelligent 3MP Wireless Cube IPCAM with Temperature & Humidity Sensors	Note : Mode 1: Transmit (Power by Adapter) 802.11n(20M)_2462MHz

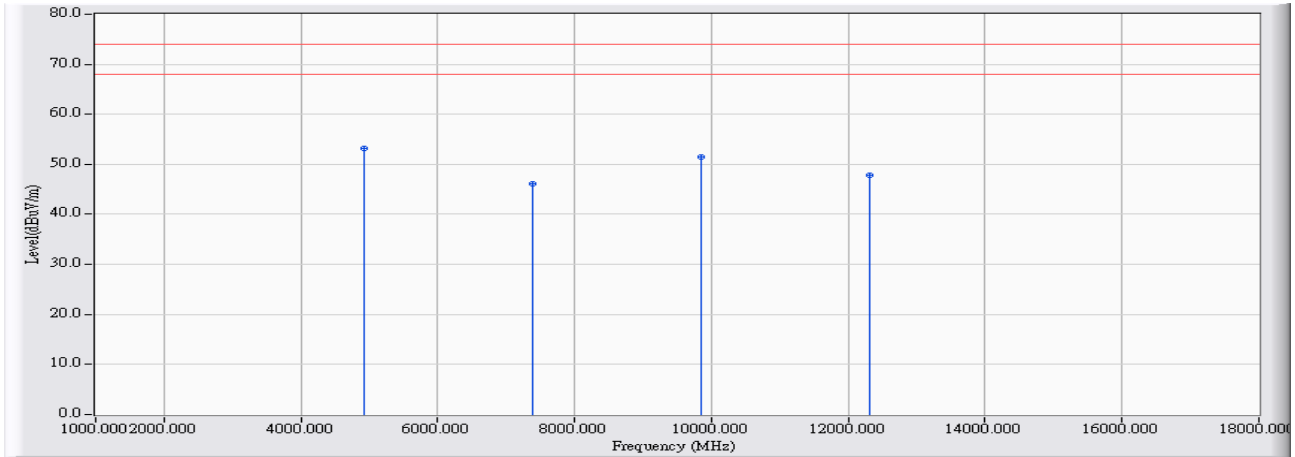


		Frequency (MHz)	Correct Factor (dB)	Reading Level (dBuV)	Measure Level (dBuV/m)	Margin (dB)	Limit (dBuV/m)	Detector Type
1	*	4924.450	-6.913	52.110	45.197	-8.803	54.000	AVERAGE

Note:

1. All readings above 1GHz are performed with peak and/or average measurements as necessary.
2. “ * ”, means this data is the worst emission level.
3. Measurement Level = Reading Level + Correct Factor.
4. The average measurement was not performed when the peak measured data under the limit of average detection.
5. The Emission above 18GHz were not included because their levels is far less than the limit.

Site : CB1	Time : 2016/02/03 - 19:29
Limit : FCC_SpartC_15.247_H_03M_PK	Margin : 6
Probe : CB1_FCC_EFS_1-18G_H2 - VERTICAL	Power : AC 120 V / 60Hz
EUT : Intelligent 3MP Wireless Cube IPCAM with Temperature & Humidity Sensors	Note : Mode 1: Transmit (Power by Adapter) 802.11n(20M)_2462MHz

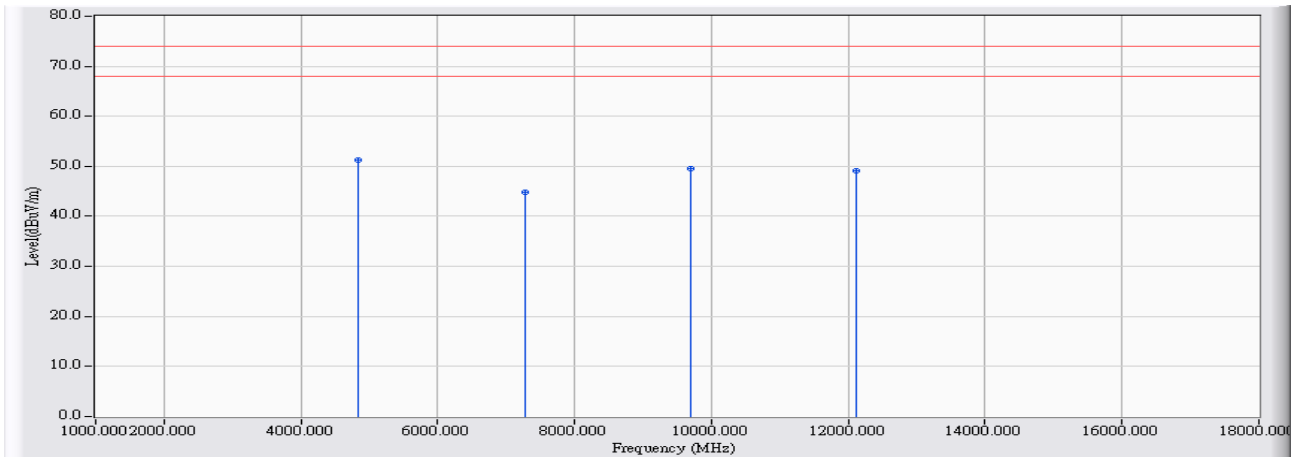


		Frequency (MHz)	Correct Factor (dB)	Reading Level (dBuV)	Measure Level (dBuV/m)	Margin (dB)	Limit (dBuV/m)	Detector Type
1	*	4924.780	-8.801	62.060	53.259	-20.741	74.000	PEAK
2		7389.000	0.583	45.600	46.184	-27.816	74.000	PEAK
3		9851.000	5.103	46.310	51.413	-22.587	74.000	PEAK
4		12311.000	7.906	40.020	47.926	-26.074	74.000	PEAK

Note:

1. All readings above 1GHz are performed with peak and/or average measurements as necessary.
2. “ * ”, means this data is the worst emission level.
3. Measurement Level = Reading Level + Correct Factor.
4. The average measurement was not performed when the peak measured data under the limit of average detection.
5. The Emission above 18GHz were not included because their levels is far less than the limit.

Site : CB1	Time : 2016/02/03 - 19:37
Limit : FCC_SpartC_15.247_H_03M_PK	Margin : 6
Probe : CB1_FCC_EFS_1-18G_H2 - HORIZONTAL	Power : AC 120 V / 60Hz
EUT : Intelligent 3MP Wireless Cube IPCAM with Temperature & Humidity Sensors	Note : Mode 1: Transmit (Power by Adapter) _802.11n(40M)_2422MHz

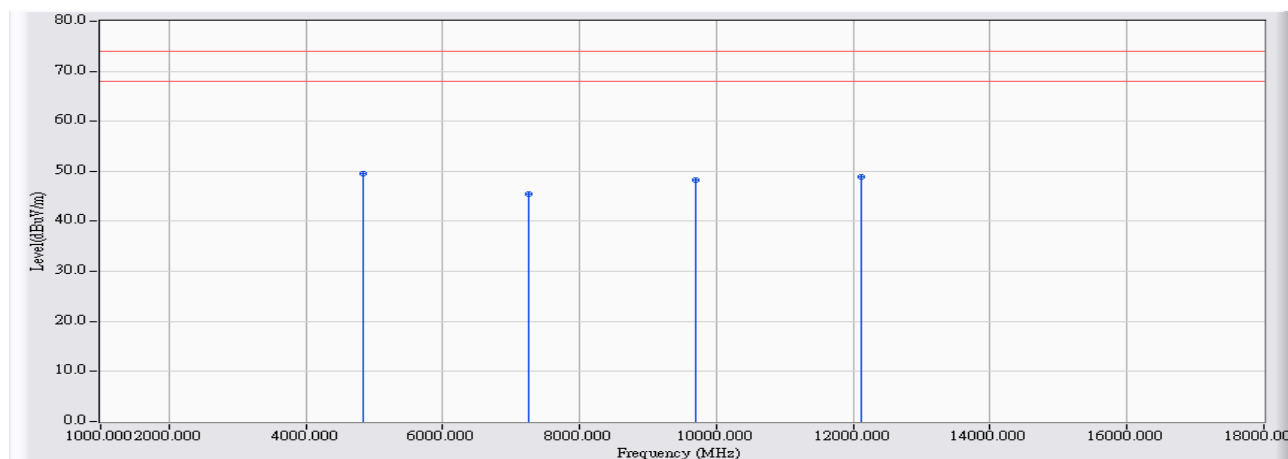


		Frequency (MHz)	Correct Factor (dB)	Reading Level (dBuV)	Measure Level (dBuV/m)	Margin (dB)	Limit (dBuV/m)	Detector Type
1	*	4844.000	-7.011	58.230	51.218	-22.782	74.000	PEAK
2		7268.000	-0.701	45.450	44.749	-29.251	74.000	PEAK
3		9688.000	5.200	44.360	49.560	-24.440	74.000	PEAK
4		12108.000	8.362	40.770	49.132	-24.868	74.000	PEAK

Note:

1. All readings above 1GHz are performed with peak and/or average measurements as necessary.
2. “ * ”, means this data is the worst emission level.
3. Measurement Level = Reading Level + Correct Factor.
4. The average measurement was not performed when the peak measured data under the limit of average detection.
5. The Emission above 18GHz were not included because their levels is far less than the limit.

Site : CB1	Time : 2016/02/03 - 19:42
Limit : FCC_SpartC_15.247_H_03M_PK	Margin : 6
Probe : CB1_FCC_EFS_1-18G_H2 - VERTICAL	Power : AC 120 V / 60Hz
EUT : Intelligent 3MP Wireless Cube IPCAM with Temperature & Humidity Sensors	Note : Mode 1: Transmit (Power by Adapter) _802.11n(40M)_2422MHz

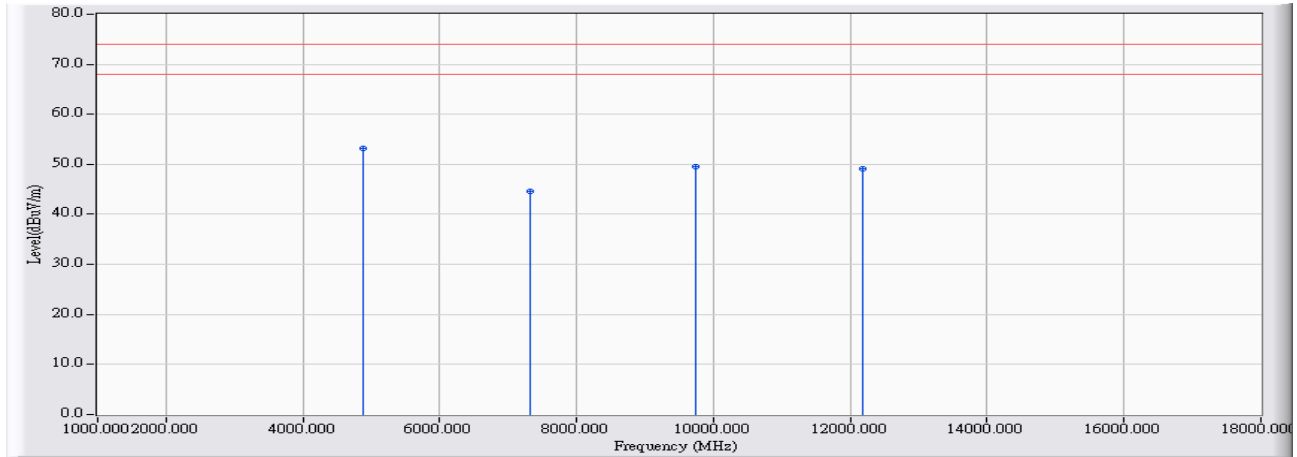


		Frequency (MHz)	Correct Factor (dB)	Reading Level (dBuV)	Measure Level (dBuV/m)	Margin (dB)	Limit (dBuV/m)	Detector Type
1	*	4844.000	-9.230	58.860	49.630	-24.370	74.000	PEAK
2		7262.000	0.245	45.220	45.465	-28.535	74.000	PEAK
3		9687.000	4.381	43.920	48.300	-25.700	74.000	PEAK
4		12110.000	8.070	40.840	48.911	-25.089	74.000	PEAK

Note:

1. All readings above 1GHz are performed with peak and/or average measurements as necessary.
2. “ * ”, means this data is the worst emission level.
3. Measurement Level = Reading Level + Correct Factor.
4. The average measurement was not performed when the peak measured data under the limit of average detection.
5. The Emission above 18GHz were not included because their levels is far less than the limit.

Site : CB1	Time : 2016/02/03 - 19:48
Limit : FCC_SpartC_15.247_H_03M_PK	Margin : 6
Probe : CB1_FCC_EFS_1-18G_H2 - HORIZONTAL	Power : AC 120 V / 60Hz
EUT : Intelligent 3MP Wireless Cube IPCAM with Temperature & Humidity Sensors	Note : Mode 1: Transmit (Power by Adapter) 802.11n(40M)_2437MHz

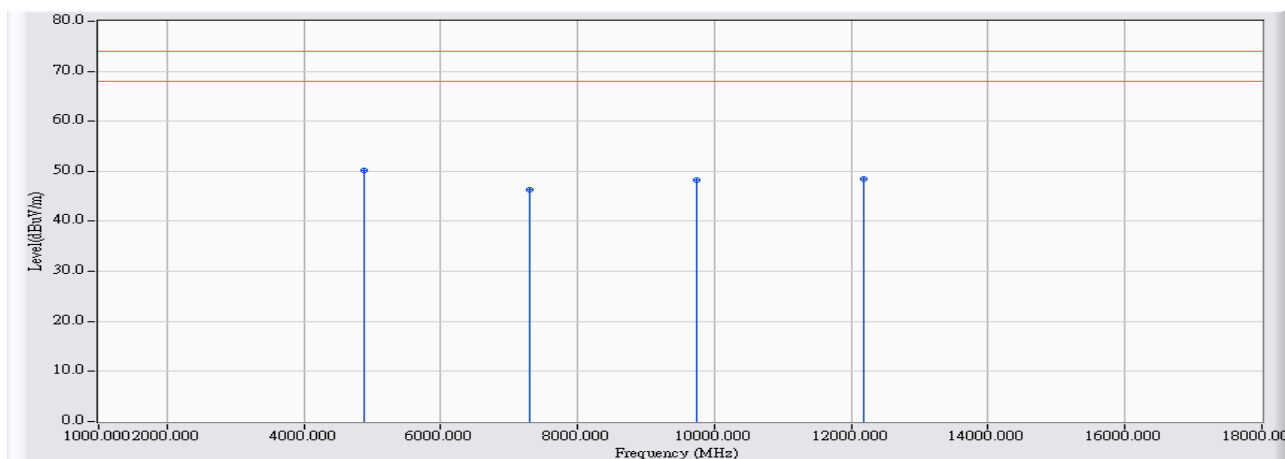


		Frequency (MHz)	Correct Factor (dB)	Reading Level (dBuV)	Measure Level (dBuV/m)	Margin (dB)	Limit (dBuV/m)	Detector Type
1	*	4871.000	-6.979	60.110	53.132	-20.868	74.000	PEAK
2		7310.000	-0.606	45.300	44.694	-29.306	74.000	PEAK
3		9743.000	5.420	44.030	49.450	-24.550	74.000	PEAK
4		12183.000	8.363	40.700	49.064	-24.936	74.000	PEAK

Note:

1. All readings above 1GHz are performed with peak and/or average measurements as necessary.
2. “ * ”, means this data is the worst emission level.
3. Measurement Level = Reading Level + Correct Factor.
4. The average measurement was not performed when the peak measured data under the limit of average detection.
5. The Emission above 18GHz were not included because their levels is far less than the limit.

Site : CB1	Time : 2016/02/03 - 19:52
Limit : FCC_SpartC_15.247_H_03M_PK	Margin : 6
Probe : CB1_FCC_EFS_1-18G_H2 - VERTICAL	Power : AC 120 V / 60Hz
EUT : Intelligent 3MP Wireless Cube IPCAM with Temperature & Humidity Sensors	Note : Mode 1: Transmit (Power by Adapter) _802.11n(40M)_2437MHz

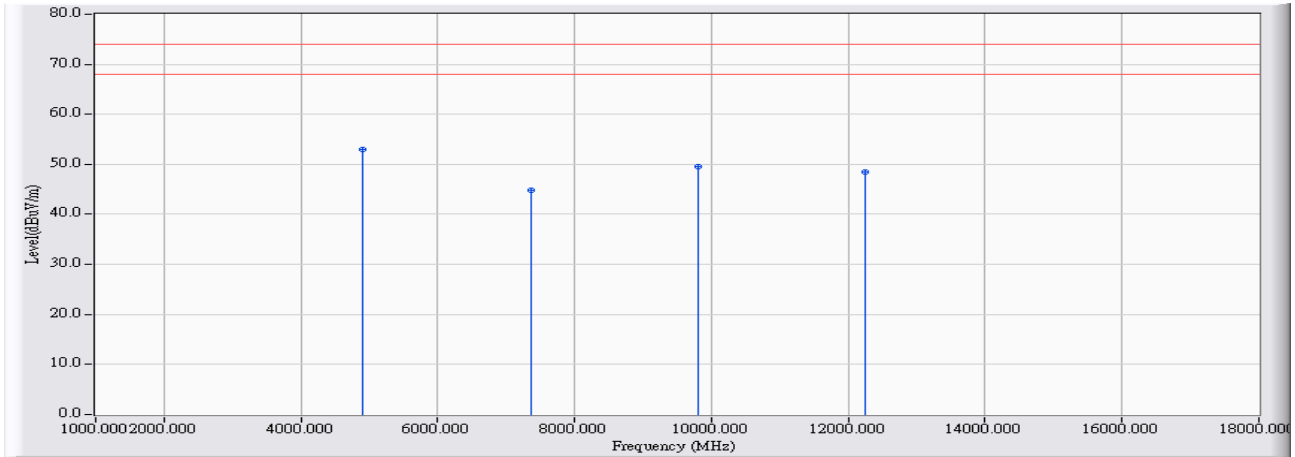


		Frequency (MHz)	Correct Factor (dB)	Reading Level (dBuV)	Measure Level (dBuV/m)	Margin (dB)	Limit (dBuV/m)	Detector Type
1	*	4871.680	-9.082	59.360	50.277	-23.723	74.000	PEAK
2		7307.000	0.362	45.940	46.303	-27.697	74.000	PEAK
3		9748.160	4.653	43.570	48.222	-25.778	74.000	PEAK
4		12181.000	8.020	40.410	48.431	-25.569	74.000	PEAK

Note:

1. All readings above 1GHz are performed with peak and/or average measurements as necessary.
2. “ * ”, means this data is the worst emission level.
3. Measurement Level = Reading Level + Correct Factor.
4. The average measurement was not performed when the peak measured data under the limit of average detection.
5. The Emission above 18GHz were not included because their levels is far less than the limit.

Site : CB1	Time : 2016/02/03 - 20:19
Limit : FCC_SpartC_15.247_H_03M_PK	Margin : 6
Probe : CB1_FCC_EFS_1-18G_H2 - HORIZONTAL	Power : AC 120 V / 60Hz
EUT : Intelligent 3MP Wireless Cube IPCAM with Temperature & Humidity Sensors	Note : Mode 1: Transmit (Power by Adapter) _802.11n(40M)_2452MHz

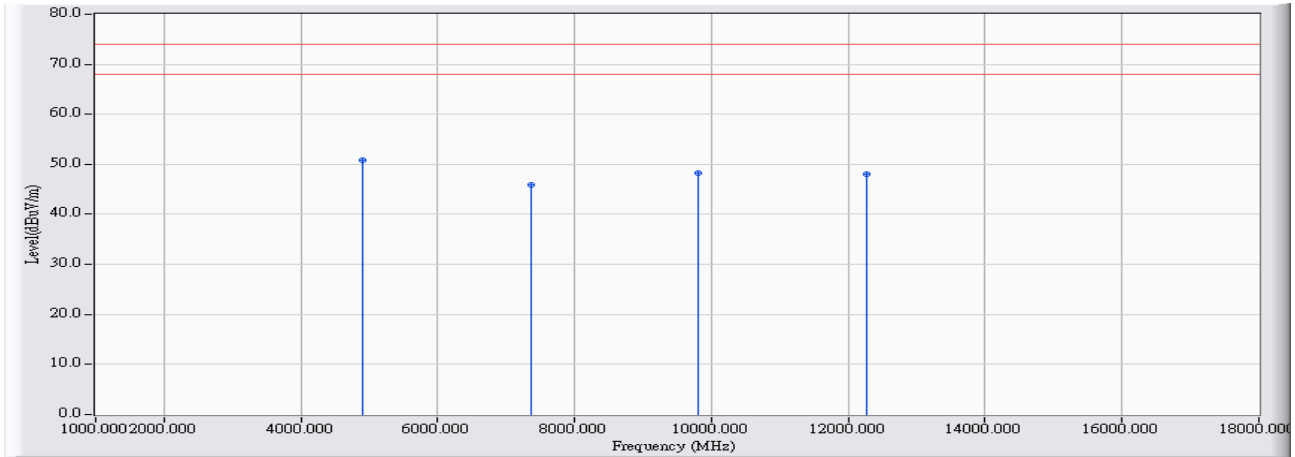


		Frequency (MHz)	Correct Factor (dB)	Reading Level (dBuV)	Measure Level (dBuV/m)	Margin (dB)	Limit (dBuV/m)	Detector Type
1	*	4901.000	-6.942	59.860	52.918	-21.082	74.000	PEAK
2		7359.000	-0.495	45.260	44.765	-29.235	74.000	PEAK
3		9807.000	5.671	43.940	49.612	-24.388	74.000	PEAK
4		12256.000	8.355	40.040	48.394	-25.606	74.000	PEAK

Note:

1. All readings above 1GHz are performed with peak and/or average measurements as necessary.
2. “ * ”, means this data is the worst emission level.
3. Measurement Level = Reading Level + Correct Factor.
4. The average measurement was not performed when the peak measured data under the limit of average detection.
5. The Emission above 18GHz were not included because their levels is far less than the limit.

Site : CB1	Time : 2016/02/03 - 20:23
Limit : FCC_SpartC_15.247_H_03M_PK	Margin : 6
Probe : CB1_FCC_EFS_1-18G_H2 - VERTICAL	Power : AC 120 V / 60Hz
EUT : Intelligent 3MP Wireless Cube IPCAM with Temperature & Humidity Sensors	Note : Mode 1: Transmit (Power by Adapter) 802.11n(40M)_2452MHz



		Frequency (MHz)	Correct Factor (dB)	Reading Level (dBuV)	Measure Level (dBuV/m)	Margin (dB)	Limit (dBuV/m)	Detector Type
1	*	4901.598	-8.923	59.650	50.726	-23.274	74.000	PEAK
2		7354.000	0.486	45.390	45.876	-28.124	74.000	PEAK
3		9805.260	4.903	43.280	48.183	-25.817	74.000	PEAK
4		12258.184	7.955	40.070	48.025	-25.975	74.000	PEAK

Note:

1. All readings above 1GHz are performed with peak and/or average measurements as necessary.
2. “ * ”, means this data is the worst emission level.
3. Measurement Level = Reading Level + Correct Factor.
4. The average measurement was not performed when the peak measured data under the limit of average detection.
5. The Emission above 18GHz were not included because their levels is far less than the limit.

5. RF antenna conducted test

5.1. Test Equipment

The following test equipments are used during the test:

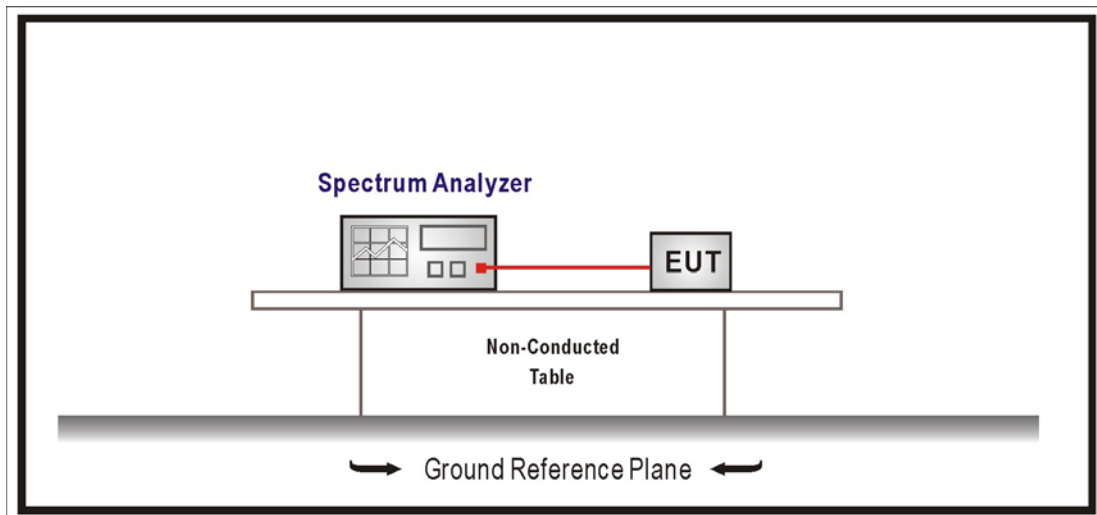
RF antenna conducted test / SR7

Instrument	Manufacturer	Model No.	Serial No	Next Cal. Date
Spectrum Analyzer	Agilent	N9010A-EXA	US47140172	2016/08/23
Signal & Spectrum Analyzer	R&S	FSV40	101049	2017/01/05
Signal Analyzer	R&S	FSV7	101650	2016/11/30

Note: All equipments that need to calibrate are with calibration period of 1 year.

5.2. Test Setup

RF Antenna Conducted Measurement:



5.3. Limits

In any 100 kHz bandwidth outside the frequency band in which the spread spectrum intentional radiator is operating, the radio frequency power that is produced by the intentional radiator shall be at least 20 dB below that in the 100 kHz bandwidth within the band that contains the highest level of the desired power, based on an RF conducted or radiated measurement. Attenuation below the general limits specified in Section 15.209(a) is not required. In addition, radiated emissions which fall in the restricted bands, as defined in Section 15.205(a), must also comply with the radiated emission limits specified in Section 15.209(a) (see Section 15.205(c)).

5.4. Test Procedure

The EUT was setup according to ANSI C63.10:2013 and tested according to DTS test procedure section 11.2 of KDB558074 for compliance to FCC 47CFR 15.247 requirements. Set RBW = 100 kHz, Set VBW > RBW, scan up through 10th harmonic.

5.5. Test Specification

According to FCC Part 15 Subpart C Paragraph 15.247: 2014

5.6. Uncertainty

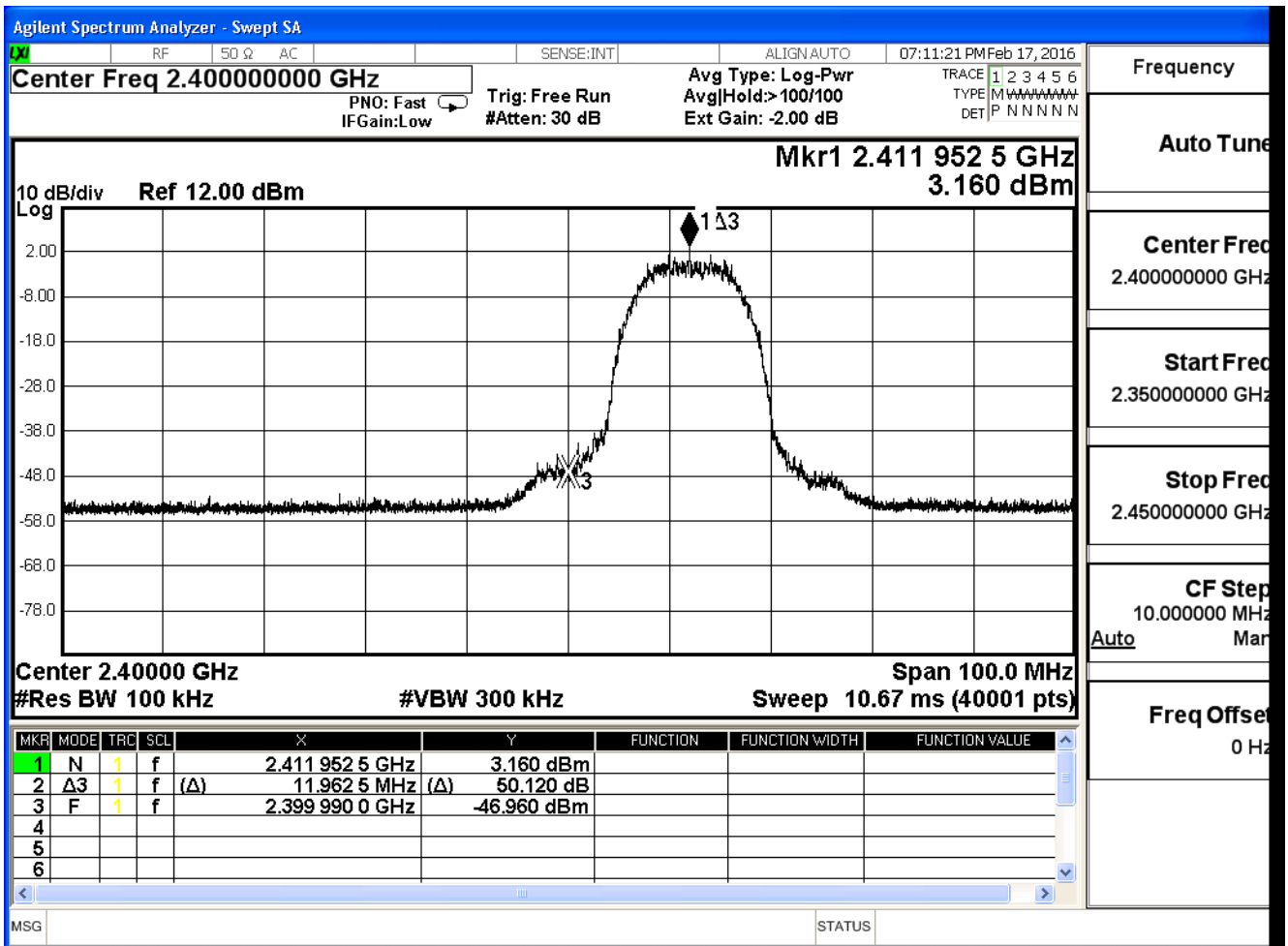
Conducted is defined as $\pm 1.27\text{dB}$

5.7. Test Result

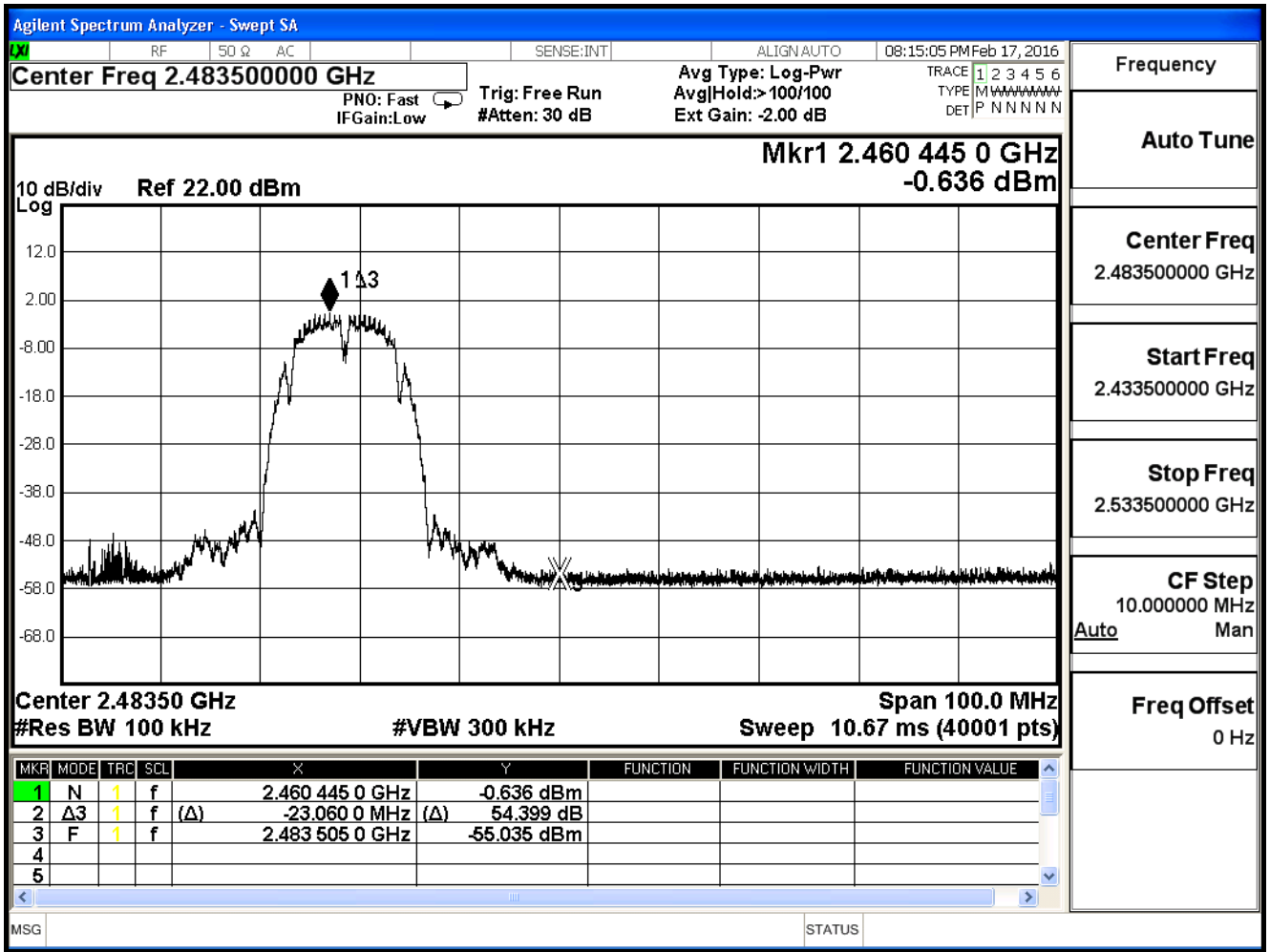
Product	Intelligent 3MP Wireless Cube IPCAM with Temperature & Humidity Sensors		
Test Item	RF antenna conducted test		
Test Mode	Mode 1: Transmit (Power by Adapter)		
Date of Test	2016/02/17	Test Site	SR7

IEEE 802.11b (ANT 0)				
Channel No.	Frequency (MHz)	Measure Level (dBc)	Limit (dBc)	Result
1	2412	50.120	≥ 20	Pass
11	2462	54.399	≥ 20	Pass

Channel 1 (2412MHz)



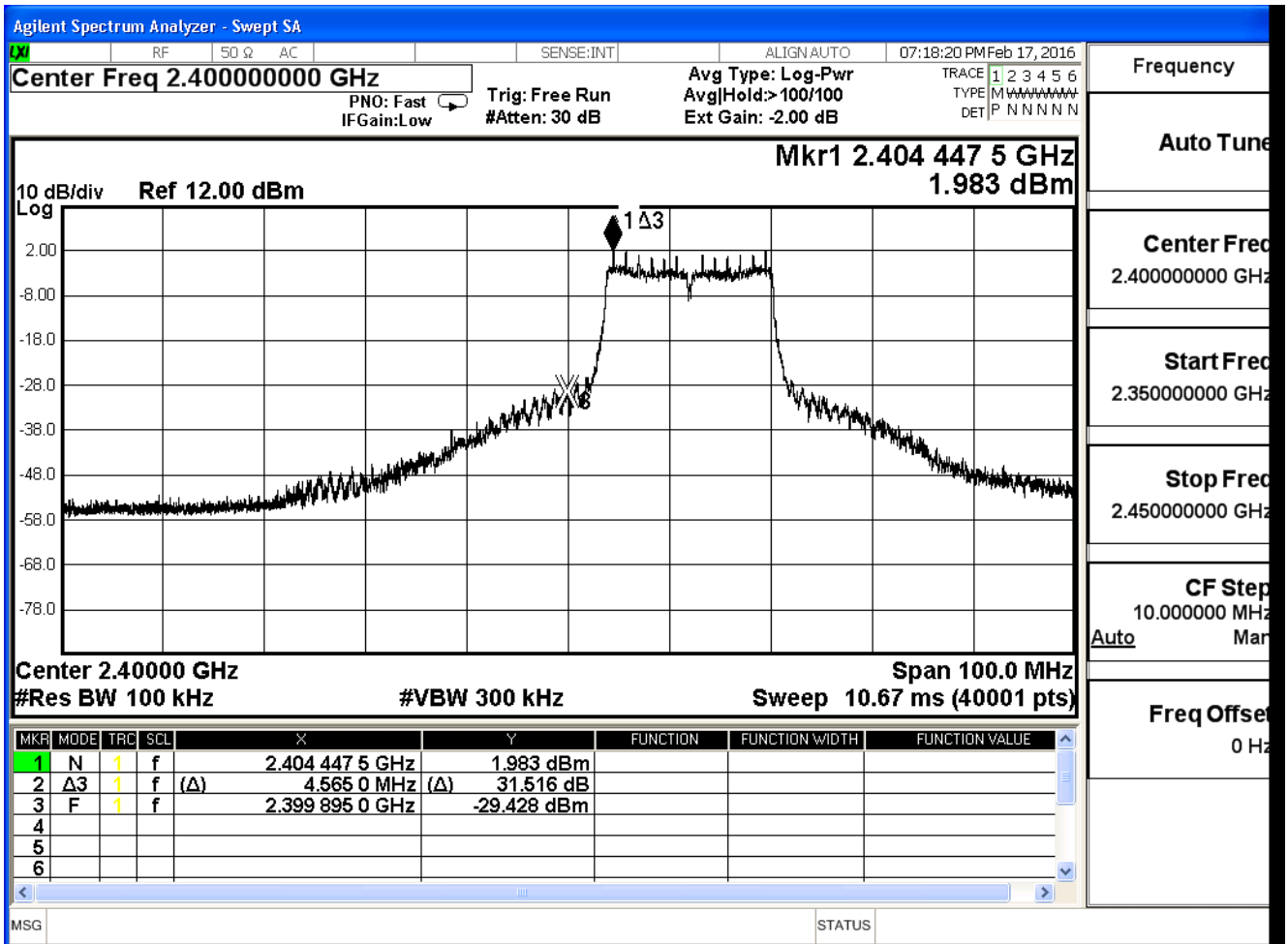
Channel 11 (2462MHz)



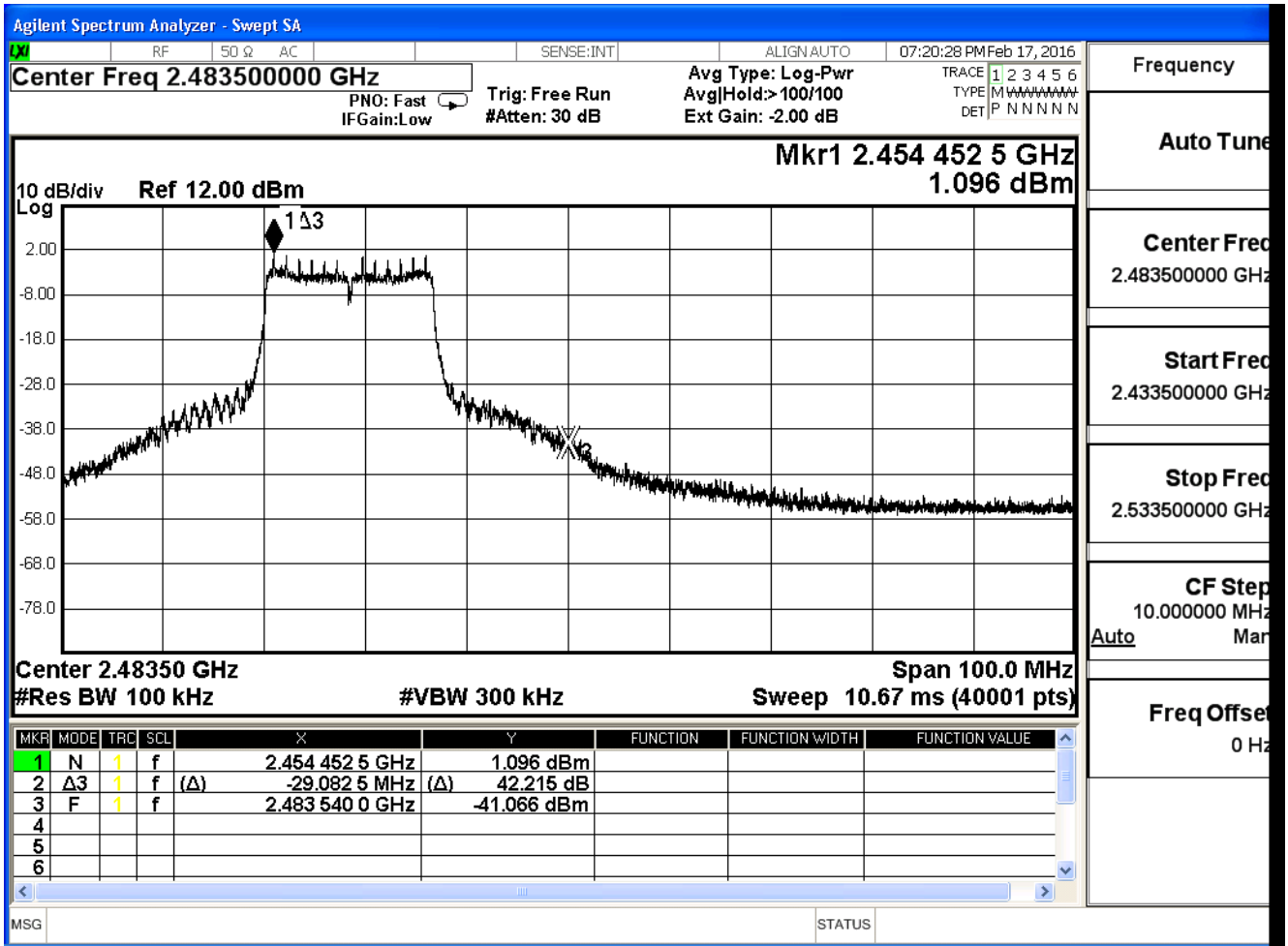
Product	Intelligent 3MP Wireless Cube IPCAM with Temperature & Humidity Sensors		
Test Item	RF antenna conducted test		
Test Mode	Mode 1: Transmit (Power by Adapter)		
Date of Test	2016/02/17	Test Site	SR7

IEEE 802.11g (ANT 0)				
Channel No.	Frequency (MHz)	Measure Level (dBc)	Limit (dBc)	Result
1	2412	31.516	≥ 20	Pass
11	2462	42.215	≥ 20	Pass

Channel 1 (2412MHz)



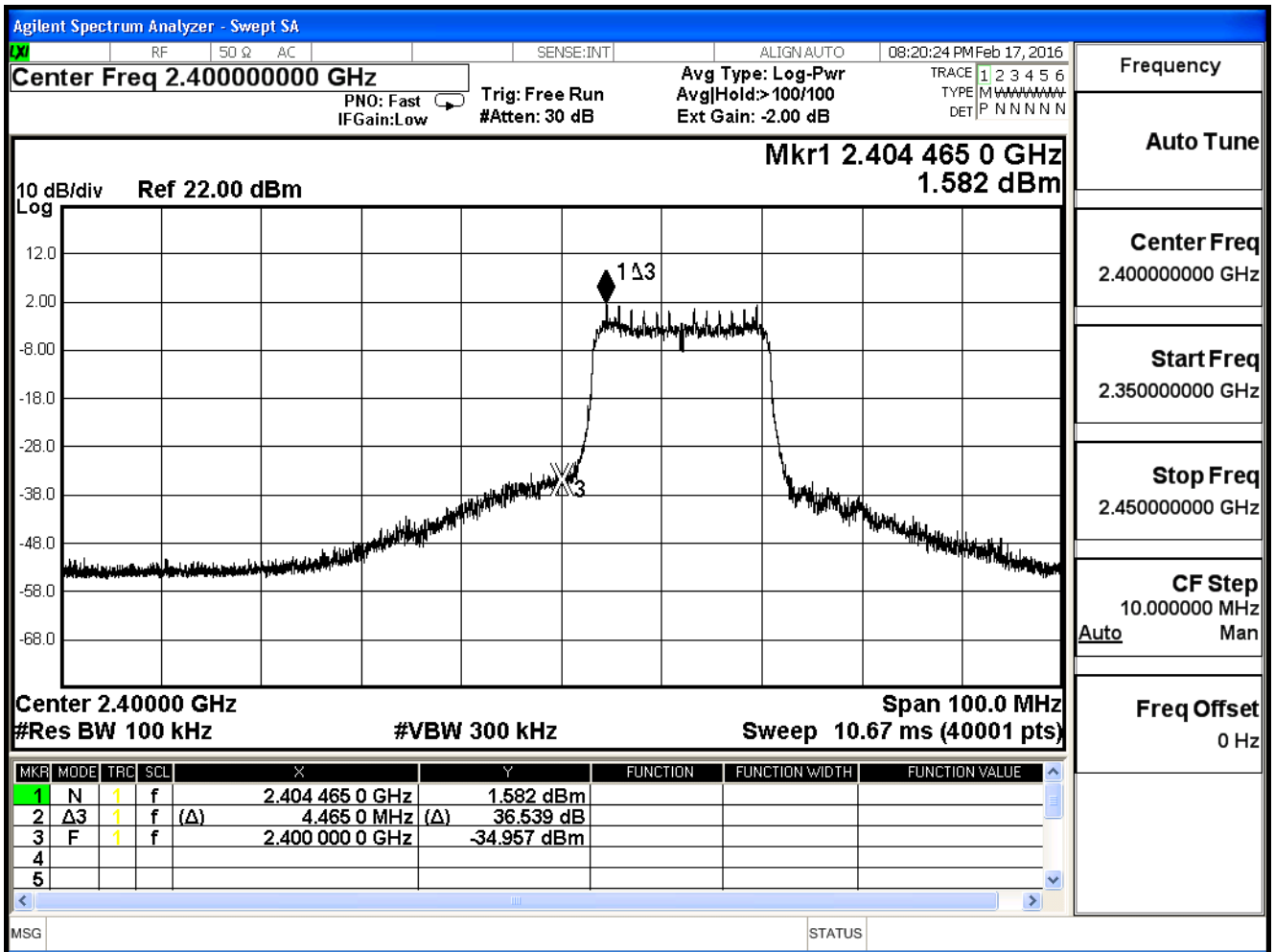
Channel 11 (2462MHz)



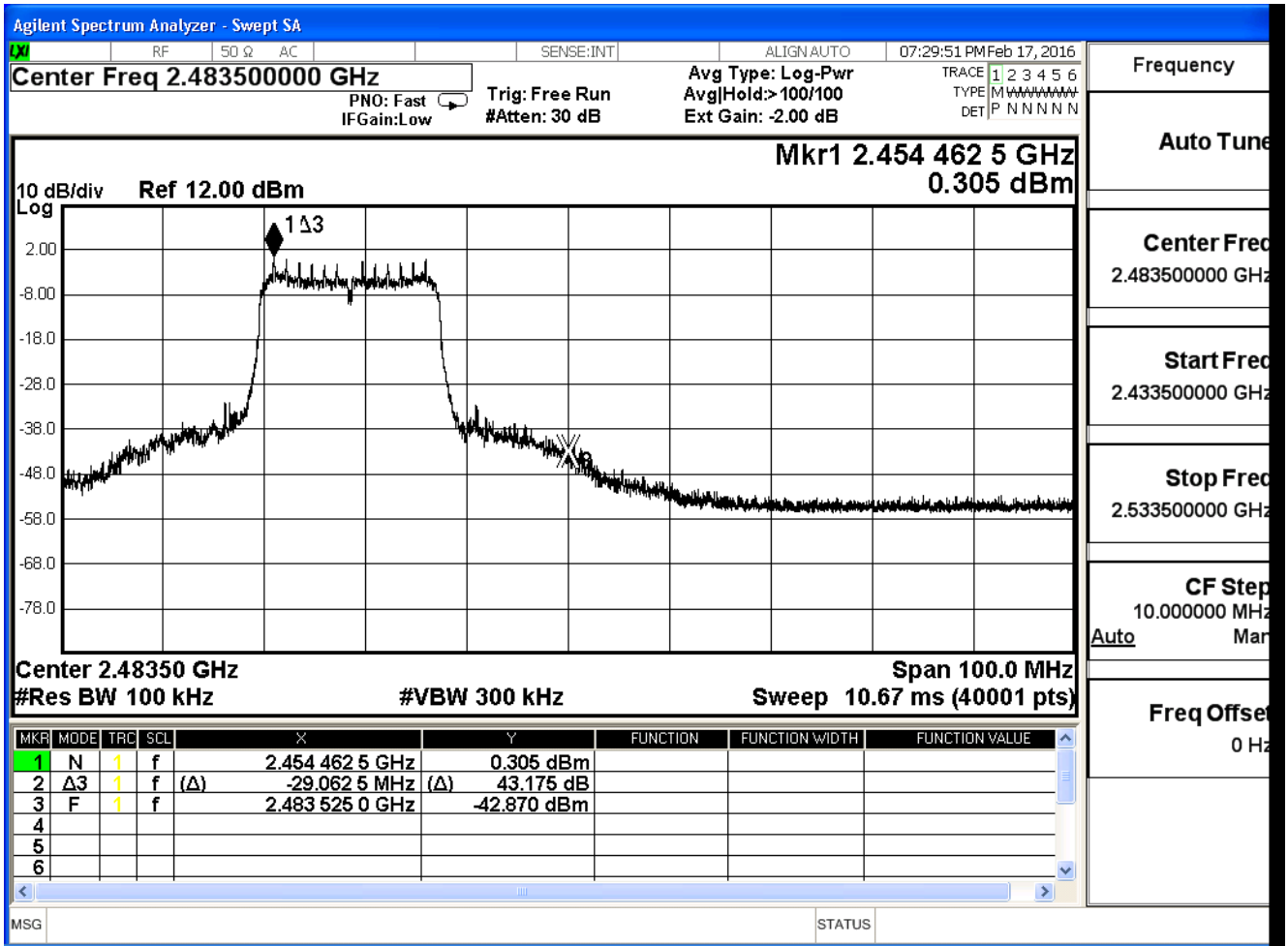
Product	Intelligent 3MP Wireless Cube IPCAM with Temperature & Humidity Sensors		
Test Item	RF antenna conducted test		
Test Mode	Mode 1: Transmit (Power by Adapter)		
Date of Test	2016/02/17	Test Site	SR7

IEEE 802.11n (20MHz) (ANT 0)				
Channel No.	Frequency (MHz)	Measure Level (dBc)	Limit (dBc)	Result
1	2412	36.539	≥ 20	Pass
11	2462	43.175	≥ 20	Pass

Channel 1 (2412MHz)



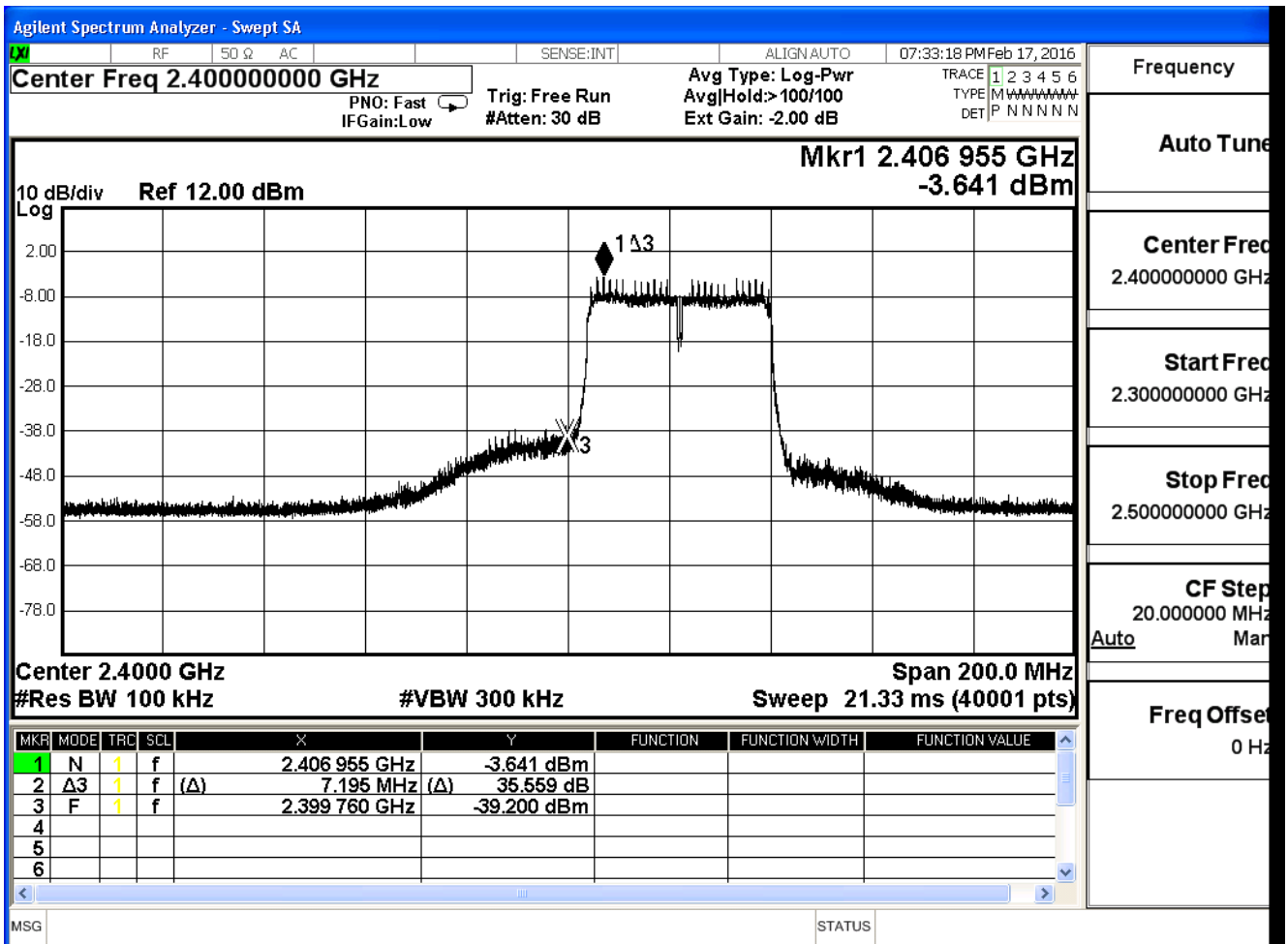
Channel 11 (2462MHz)



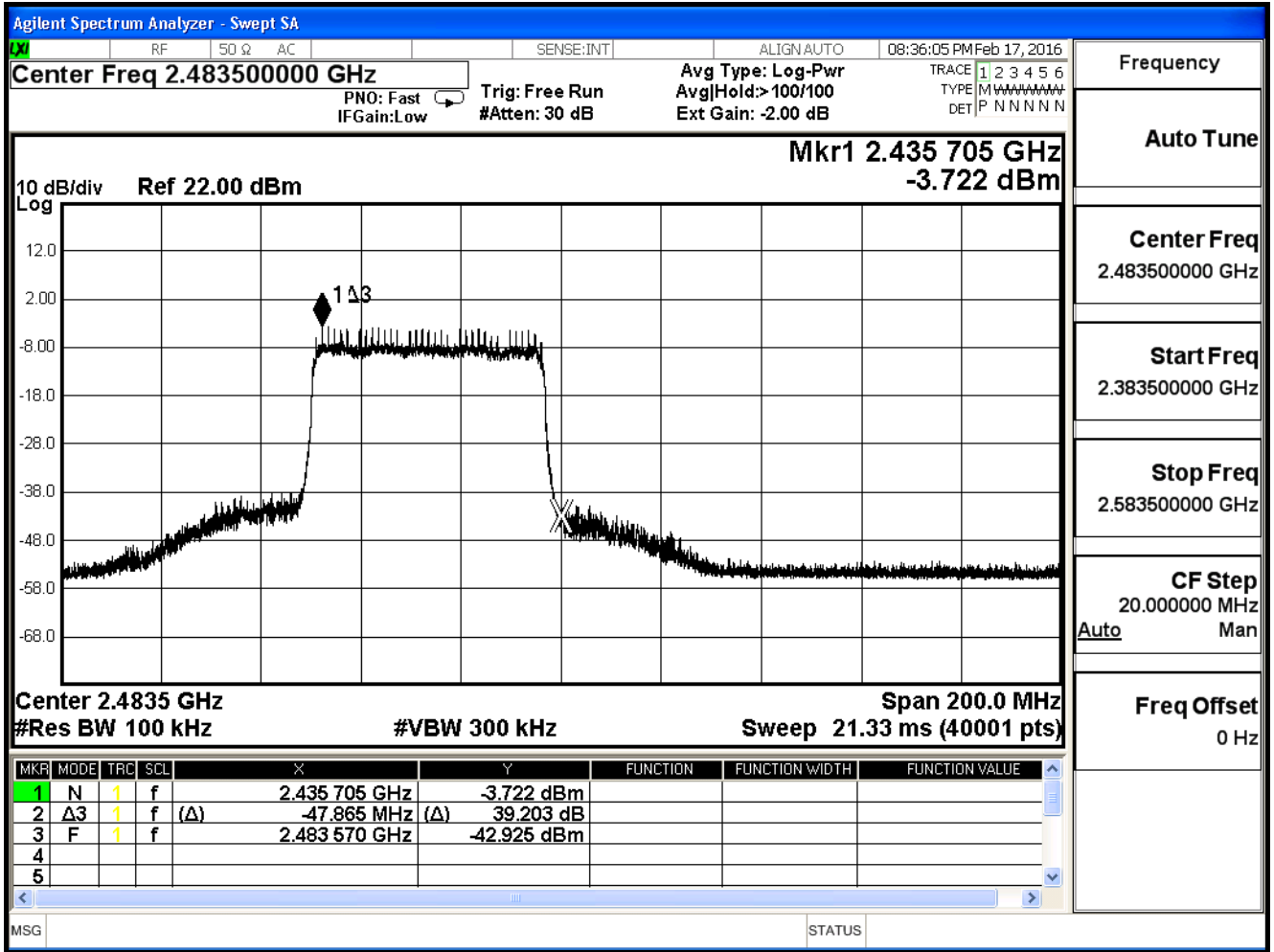
Product	Intelligent 3MP Wireless Cube IPCAM with Temperature & Humidity Sensors		
Test Item	RF antenna conducted test		
Test Mode	Mode 1: Transmit (Power by Adapter)		
Date of Test	2016/02/17	Test Site	SR7

IEEE 802.11n (40MHz) (ANT 0)				
Channel No.	Frequency (MHz)	Measure Level (dBc)	Limit (dBc)	Result
3	2422	35.559	≥ 20	Pass
9	2452	39.203	≥ 20	Pass

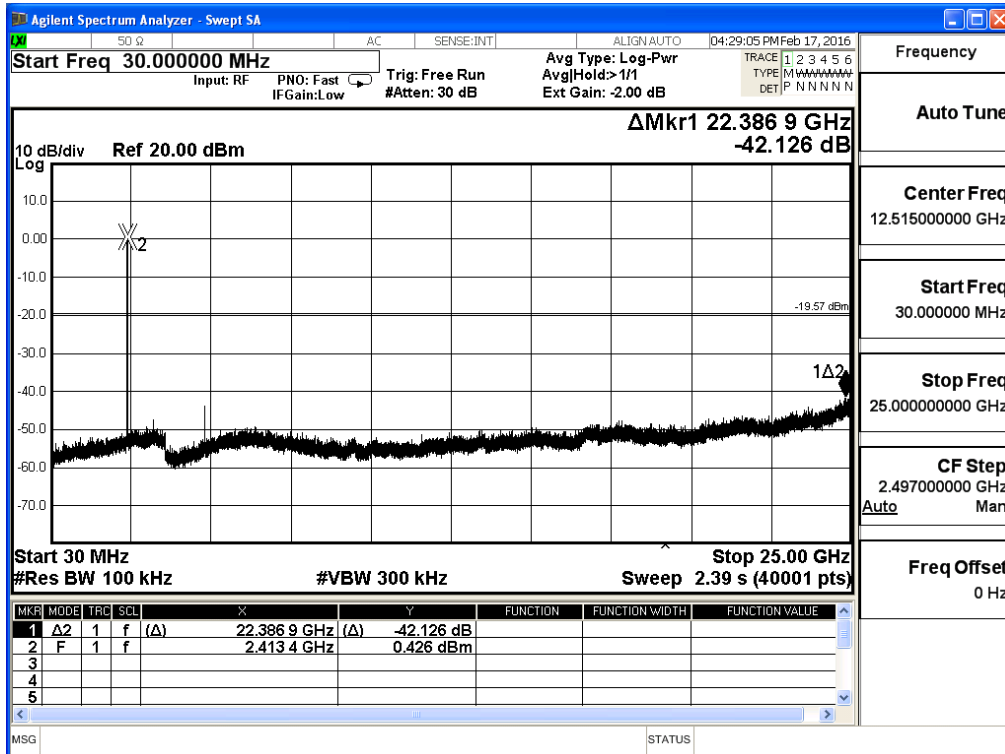
Channel 3 (2422MHz)



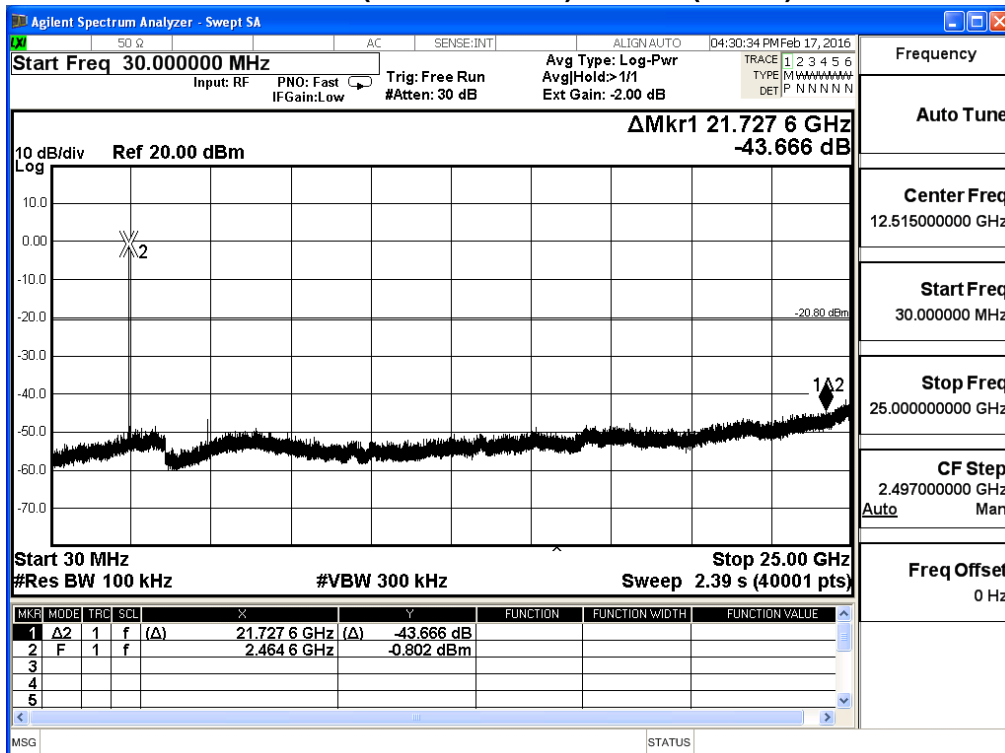
Channel 9 (2452MHz)



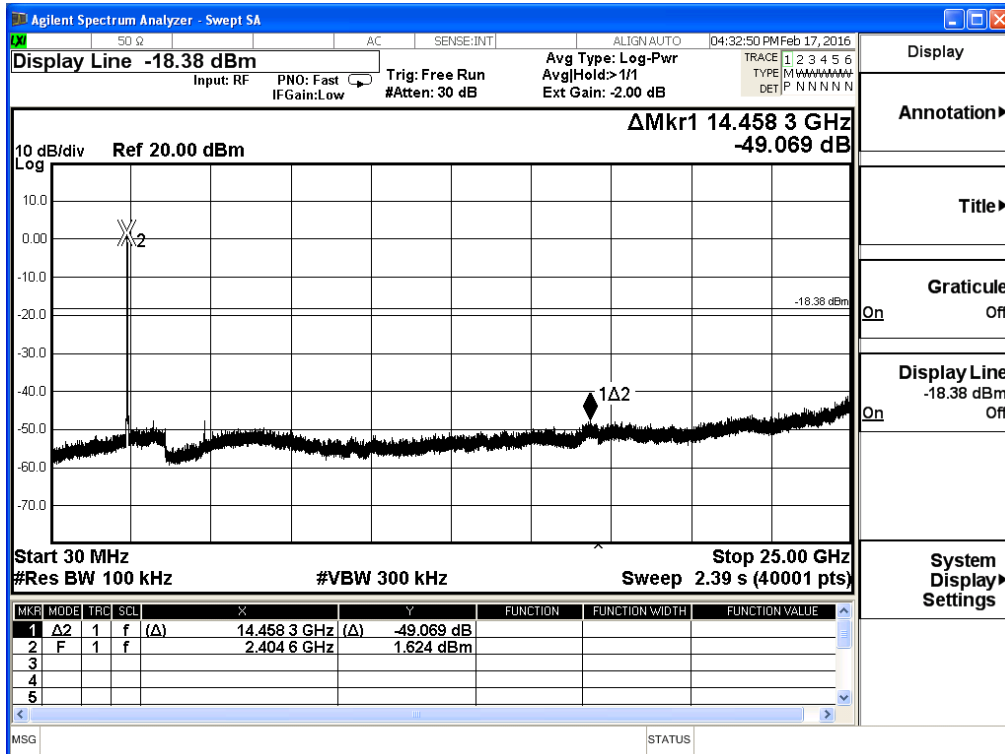
2412MHz (30MHz-25GHz)-802.11b(ANT 0)



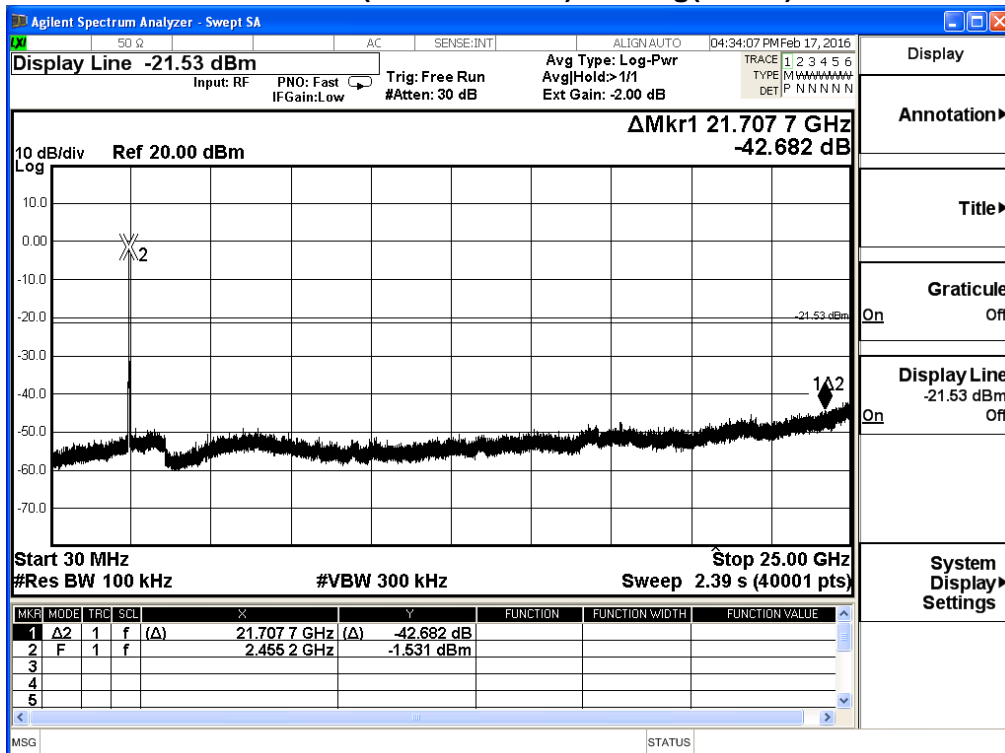
2462MHz (30MHz-25GHz)-802.11b(ANT 0)



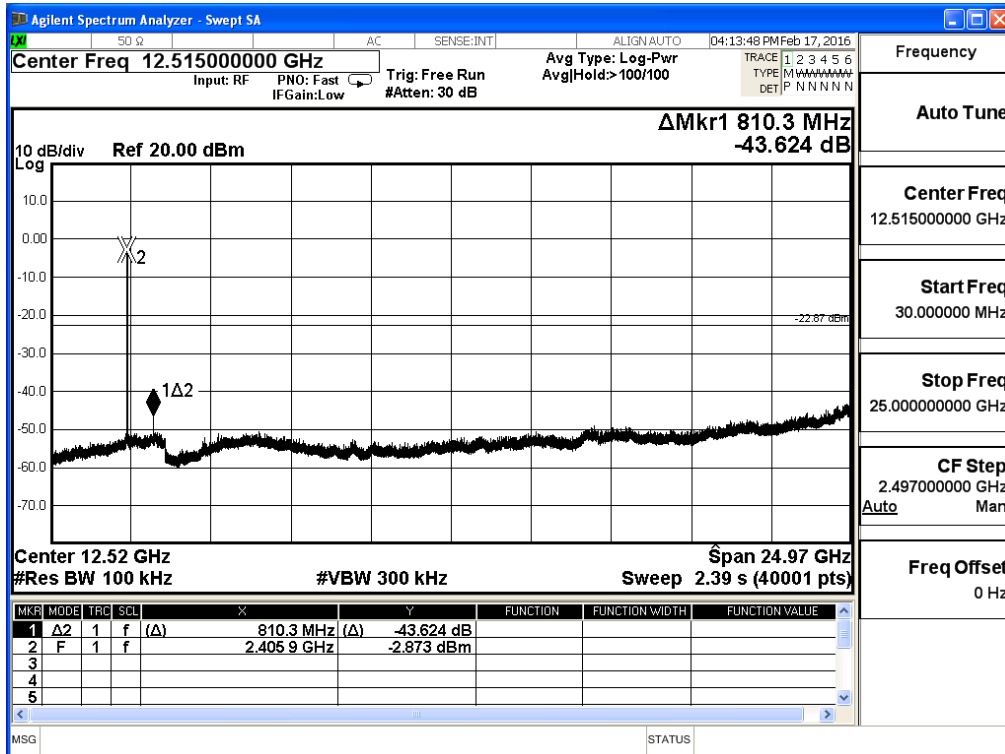
2412MHz (30MHz-25GHz)-802.11g(ANT 0)



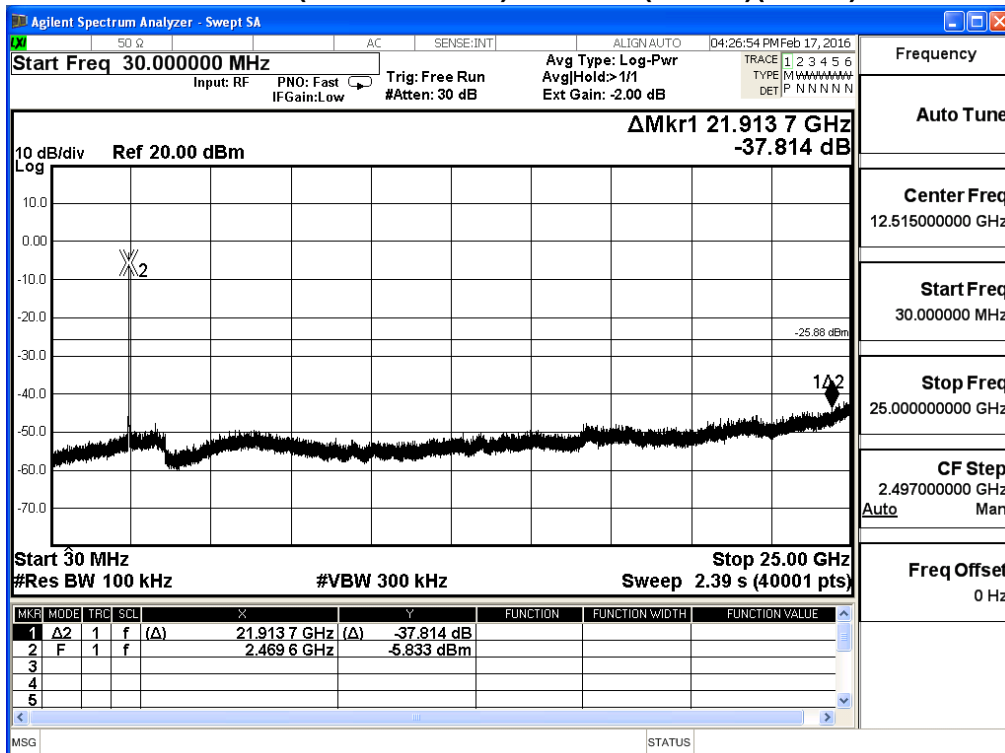
2462MHz (30MHz-25GHz)-802.11g(ANT 0)



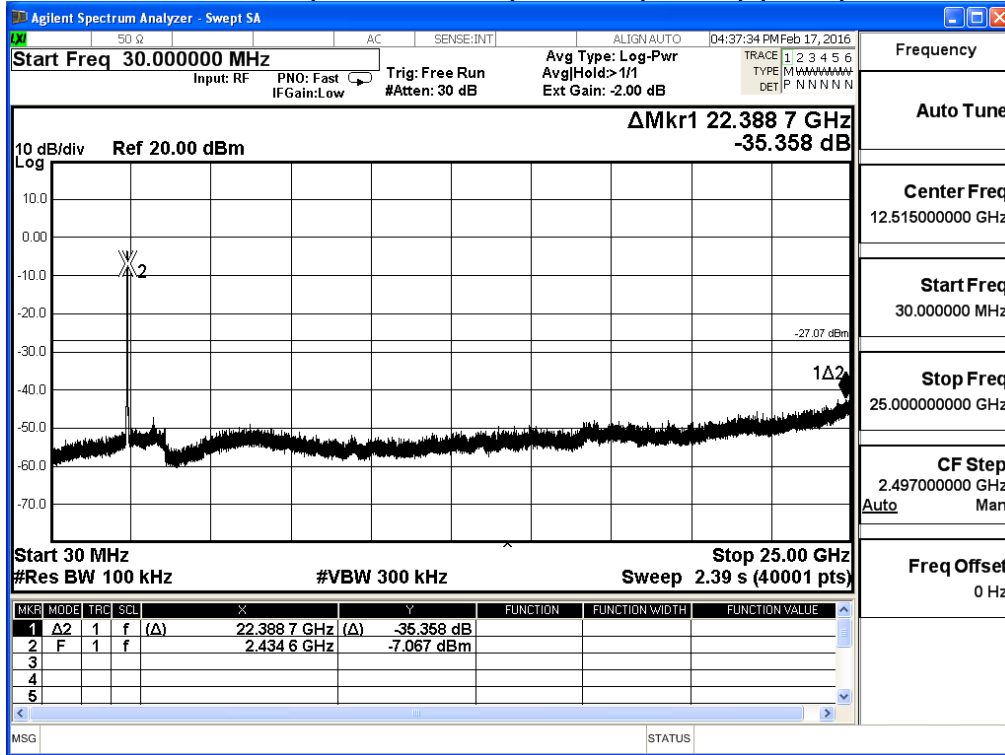
2412MHz (30MHz-25GHz)- 802.11n (20MHz)(ANT 0)



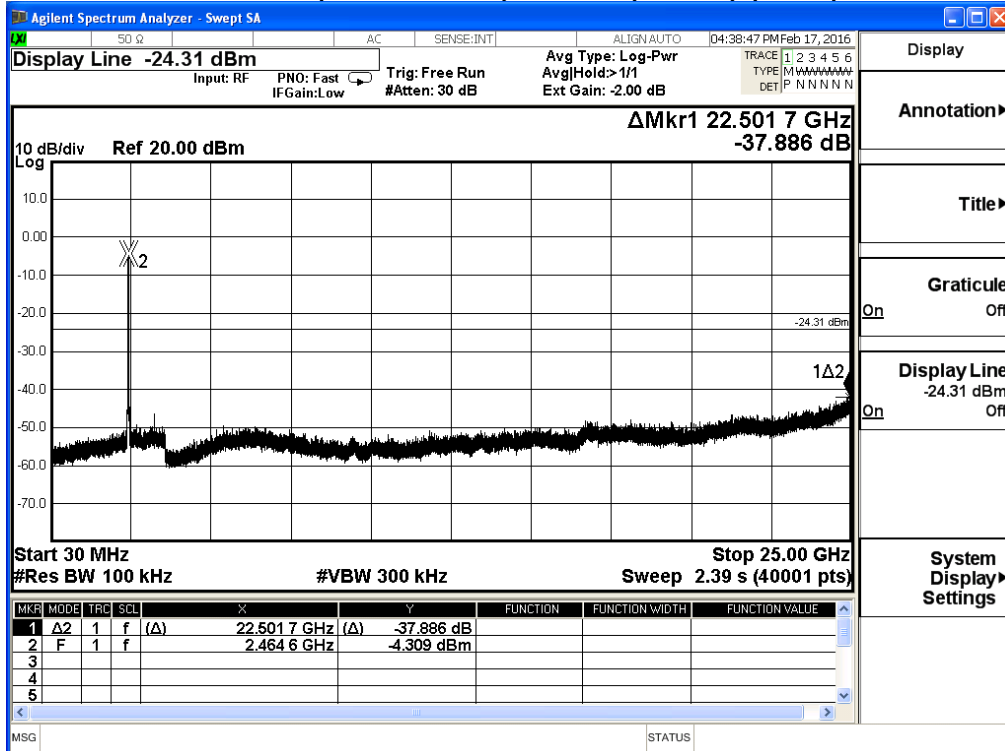
2462MHz (30MHz-25GHz)- 802.11n (20MHz)(ANT 0)



2422MHz (30MHz-25GHz)-802.11n(40MHz) (Ant 0)



2452MHz (30MHz-1GHz)-802.11n(40MHz) (Ant 0)



6. Radiated Emission Band Edge

6.1. Test Equipment

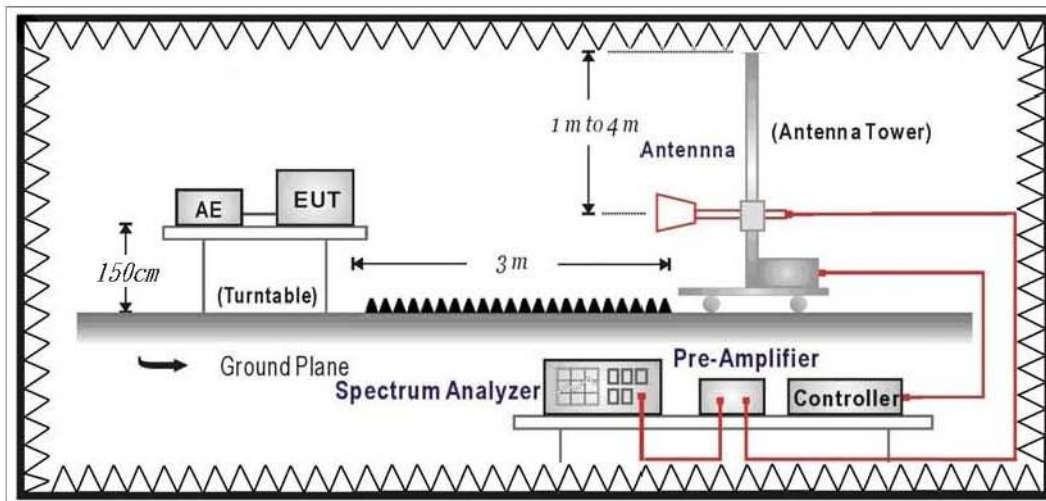
The following test equipments are used during the test:

Radiated Emission Band Edge / CB1

Instrument	Manufacturer	Model No.	Serial No	Next Cal. Date
Double Ridged Guide Horn Antenna	Schwarzbeck	BBHA 9120	D743	2017/01/14
Spectrum Analyzer	Agilent	E4440A	MY46187335	2016/12/24
k Type Cable	Huber+Suhner	SF 102	25623/2	2017/01/11
Signal & Spectrum Analyzer	R&S	FSV40	101049	2017/01/05

Note: All equipments that need to calibrate are with calibration period of 1 year.

6.2. Test Setup



6.3. Limits

Emissions radiated outside of the specified frequency bands, except for harmonics, shall be attenuated by at least 20dB below the level of the fundamental or to the general radiated emission limits in paragraph 15.209, whichever is the lesser attenuation.

6.4. Test Procedure

The EUT was setup according to ANSI C63.10:2013 and tested according to DTS test procedure of KDB558074 for compliance to FCC 47CFR 15.247 requirements.

The EUT and its simulators are placed on a turn table which is 1.5 meter above ground.

The turn table can rotate 360 degrees to determine the position of the maximum emission level. The EUT was positioned such that the distance from antenna to the EUT was 3 meters.

The antenna can move up and down between 1 meter and 4 meters to find out the maximum emission level.

Both horizontal and vertical polarization of the antenna are set on measurement. In order to find the maximum emission, all of the interface cables must be manipulated according to ANSI C63.10:2013 on radiated measurement.

6.5. Test Specification

According to FCC Part 15 Subpart C Paragraph 15.247: 2014

6.6. Uncertainty

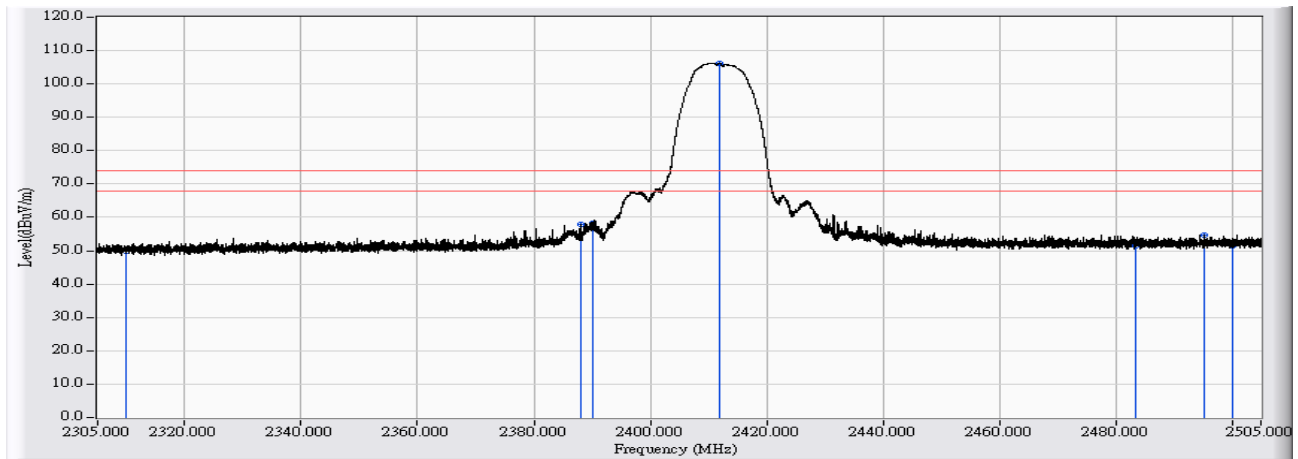
The measurement uncertainty

± 3.9 dB above 1GHz

6.7. Test Result

Radiated is defined as

Site : CB1	Time : 2016/02/03 - 11:06
Limit : FCC_SpartC_15.247_H_03M_PK	Margin : 6
Probe : CB1_FCC_EFS_1-18G_H2 - HORIZONTAL	Power : AC 120 V / 60Hz
EUT : Intelligent 3MP Wireless Cube IPCAM with Temperature & Humidity Sensors	Note : Mode 1: Transmit (Power by Adapter) 802.11b_2412MHz

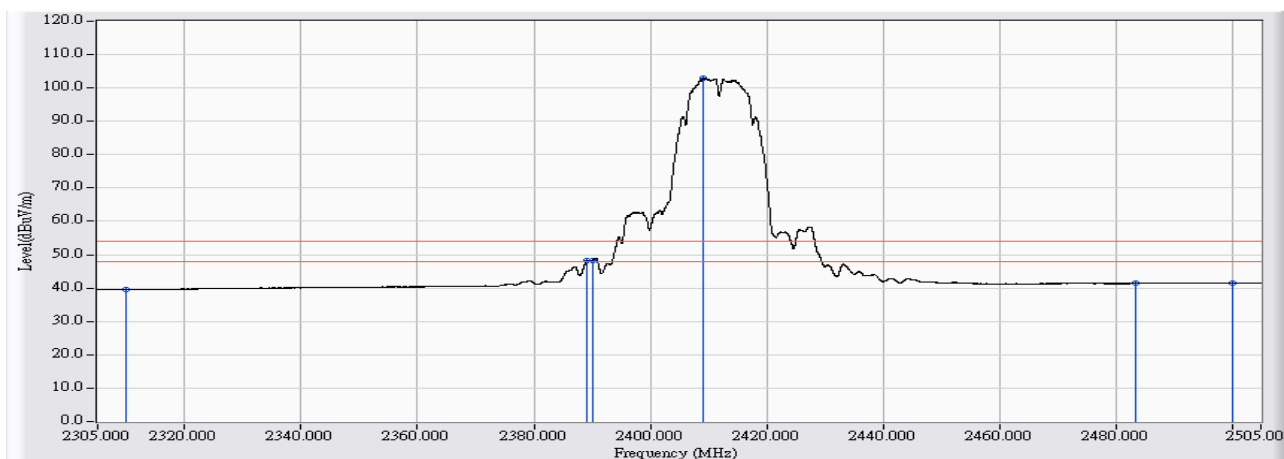


	Frequency (MHz)	Correct Factor (dB)	Reading Level (dBuV)	Measure Level (dBuV/m)	Margin (dB)	Limit (dBuV/m)	Detector Type
1	2310.000	28.366	21.508	49.874	-24.126	74.000	PEAK
2	2387.992	28.700	29.063	57.764	-16.236	74.000	PEAK
3	2390.000	28.709	29.407	58.116	-15.884	74.000	PEAK
4	* 2411.829	28.803	77.450	106.253	32.253	74.000	PEAK
5	2483.500	29.110	22.288	51.398	-22.602	74.000	PEAK
6	2495.221	29.160	25.418	54.578	-19.422	74.000	PEAK
7	2500.000	29.183	22.448	51.630	-22.370	74.000	PEAK

Note:

1. All readings above 1GHz are performed with peak and/or average measurements as necessary.
2. Peak measurements: RBW = 1MHz, VBW = 3 MHz, Sweep: Auto.
3. Average measurements: RBW = 1MHz, VBW = 10 Hz, Sweep: Auto.
4. " * ", means this data is the worst emission level.
5. Measurement Level = Reading Level + Correct Factor.
6. The average measurement was not performed when the peak measured data under the limit of average detection.

Site : CB1	Time : 2016/02/03 - 11:05
Limit : FCC_SpartC_15.247_H_03M_AV	Margin : 6
Probe : CB1_FCC_EFS_1-18G_H2 - HORIZONTAL	Power : AC 120 V / 60Hz
EUT : Intelligent 3MP Wireless Cube IPCAM with Temperature & Humidity Sensors	Note : Mode 1: Transmit (Power by Adapter) _802.11b_2412MHz

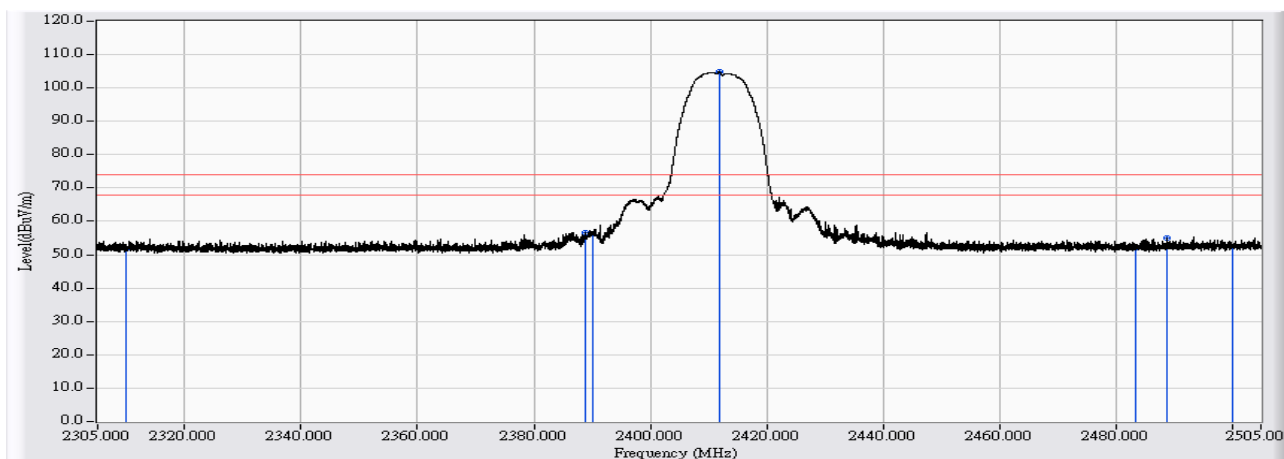


	Frequency (MHz)	Correct Factor (dB)	Reading Level (dBuV)	Measure Level (dBuV/m)	Margin (dB)	Limit (dBuV/m)	Detector Type
1	2310.000	28.366	11.198	39.564	-14.436	54.000	AVERAGE
2	2389.192	28.706	19.555	48.261	-5.739	54.000	AVERAGE
3	2390.000	28.709	19.423	48.132	-5.868	54.000	AVERAGE
4	* 2409.130	28.792	74.160	102.951	48.951	54.000	AVERAGE
5	2483.500	29.110	12.261	41.371	-12.629	54.000	AVERAGE
6	2500.000	29.183	12.298	41.480	-12.520	54.000	AVERAGE

Note:

1. All readings above 1GHz are performed with peak and/or average measurements as necessary.
2. Peak measurements: RBW = 1MHz, VBW = 3 MHz, Sweep: Auto.
3. Average measurements: RBW = 1MHz, VBW = 10 Hz, Sweep: Auto.
4. “ * ”, means this data is the worst emission level.
5. Measurement Level = Reading Level + Correct Factor.
6. The average measurement was not performed when the peak measured data under the limit of average detection.

Site : CB1	Time : 2016/02/03 - 11:50
Limit : FCC_SpartC_15.247_H_03M_PK	Margin : 6
Probe : CB1_FCC_EFS_1-18G_H2 - VERTICAL	Power : AC 120 V / 60Hz
EUT : Intelligent 3MP Wireless Cube IPCAM with Temperature & Humidity Sensors	Note : Mode 1: Transmit (Power by Adapter) _802.11b_2412MHz

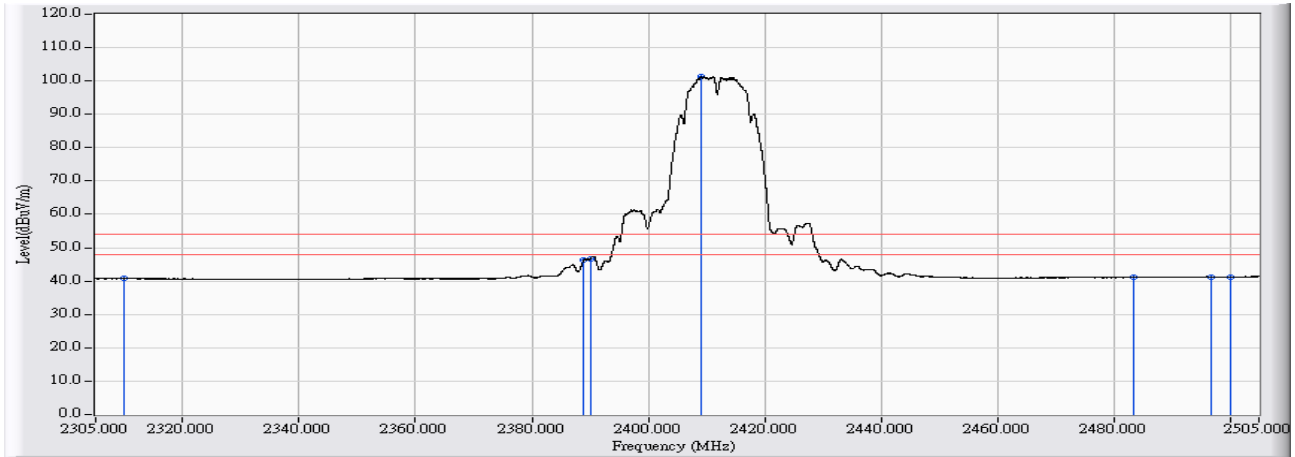


	Frequency (MHz)	Correct Factor (dB)	Reading Level (dBuV)	Measure Level (dBuV/m)	Margin (dB)	Limit (dBuV/m)	Detector Type
1	2310.000	29.201	22.597	51.799	-22.201	74.000	PEAK
2	2388.952	29.156	27.620	56.776	-17.224	74.000	PEAK
3	2390.000	29.155	27.052	56.208	-17.792	74.000	PEAK
4	* 2411.849	29.143	75.592	104.735	30.735	74.000	PEAK
5	2483.500	29.102	23.117	52.219	-21.781	74.000	PEAK
6	2488.781	29.099	25.870	54.969	-19.031	74.000	PEAK
7	2500.000	29.094	23.331	52.425	-21.575	74.000	PEAK

Note:

1. All readings above 1GHz are performed with peak and/or average measurements as necessary.
2. Peak measurements: RBW = 1MHz, VBW = 3 MHz, Sweep: Auto.
3. Average measurements: RBW = 1MHz, VBW = 10 Hz, Sweep: Auto.
4. “ * ”, means this data is the worst emission level.
5. Measurement Level = Reading Level + Correct Factor.
6. The average measurement was not performed when the peak measured data under the limit of average detection.

Site : CB1	Time : 2016/02/03 - 11:50
Limit : FCC_SpartC_15.247_H_03M_AV	Margin : 6
Probe : CB1_FCC_EFS_1-18G_H2 - VERTICAL	Power : AC 120 V / 60Hz
EUT : Intelligent 3MP Wireless Cube IPCAM with Temperature & Humidity Sensors	Note : Mode 1: Transmit (Power by Adapter) _802.11b_2412MHz

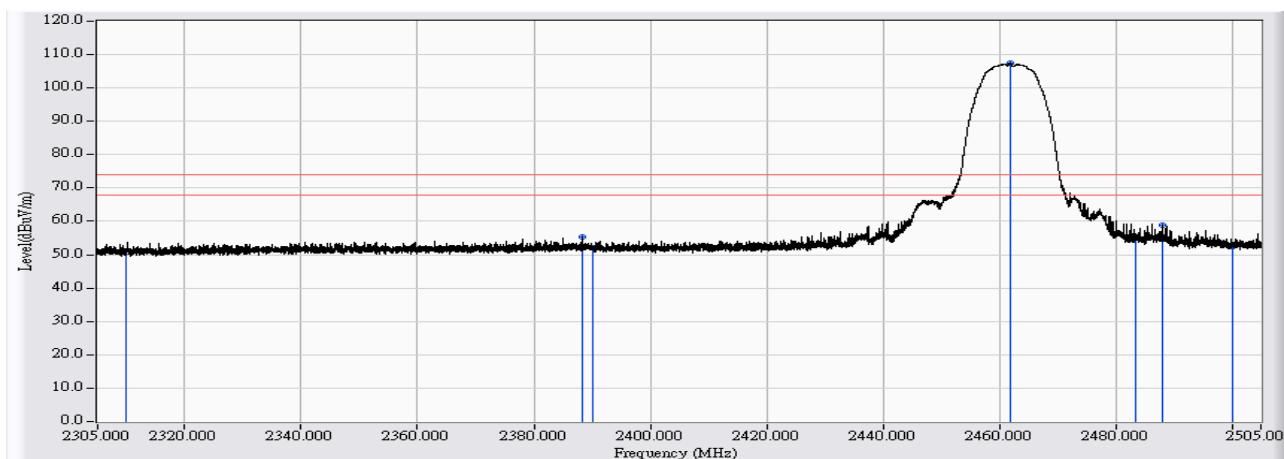


	Frequency (MHz)	Correct Factor (dB)	Reading Level (dBuV)	Measure Level (dBuV/m)	Margin (dB)	Limit (dBuV/m)	Detector Type
1	2310.000	29.201	11.534	40.736	-13.264	54.000	AVERAGE
2	2388.932	29.156	17.143	46.299	-7.701	54.000	AVERAGE
3	2390.000	29.155	17.520	46.676	-7.324	54.000	AVERAGE
4	* 2409.110	29.145	72.183	101.328	47.328	54.000	AVERAGE
5	2483.500	29.102	11.993	41.095	-12.905	54.000	AVERAGE
6	2496.681	29.095	12.180	41.274	-12.726	54.000	AVERAGE
7	2500.000	29.094	12.147	41.241	-12.759	54.000	AVERAGE

Note:

1. All readings above 1GHz are performed with peak and/or average measurements as necessary.
2. Peak measurements: RBW = 1MHz, VBW = 3 MHz, Sweep: Auto.
3. Average measurements: RBW = 1MHz, VBW = 10 Hz, Sweep: Auto.
4. “ * ”, means this data is the worst emission level.
5. Measurement Level = Reading Level + Correct Factor.
6. The average measurement was not performed when the peak measured data under the limit of average detection.

Site : CB1	Time : 2016/02/03 - 11:11
Limit : FCC_SpartC_15.247_H_03M_PK	Margin : 6
Probe : CB1_FCC_EFS_1-18G_H2 - HORIZONTAL	Power : AC 120 V / 60Hz
EUT : Intelligent 3MP Wireless Cube IPCAM with Temperature & Humidity Sensors	Note : Mode 1: Transmit (Power by Adapter) _802.11b_2462MHz

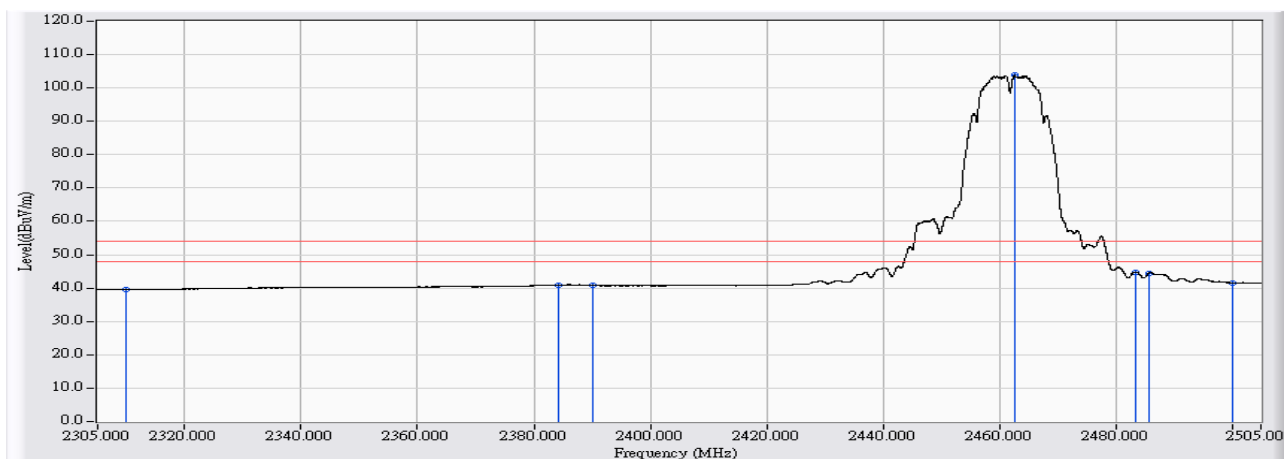


	Frequency (MHz)	Correct Factor (dB)	Reading Level (dBuV)	Measure Level (dBuV/m)	Margin (dB)	Limit (dBuV/m)	Detector Type
1	2310.000	28.366	22.330	50.696	-23.304	74.000	PEAK
2	2388.292	28.702	26.562	55.264	-18.736	74.000	PEAK
3	2390.000	28.709	23.492	52.201	-21.799	74.000	PEAK
4	* 2461.844	29.018	78.351	107.368	33.368	74.000	PEAK
5	2483.500	29.110	25.968	55.078	-18.922	74.000	PEAK
6	2487.962	29.129	29.816	58.945	-15.055	74.000	PEAK
7	2500.000	29.183	23.202	52.384	-21.616	74.000	PEAK

Note:

1. All readings above 1GHz are performed with peak and/or average measurements as necessary.
2. Peak measurements: RBW = 1MHz, VBW = 3 MHz, Sweep: Auto.
3. Average measurements: RBW = 1MHz, VBW = 10 Hz, Sweep: Auto.
4. " * ", means this data is the worst emission level.
5. Measurement Level = Reading Level + Correct Factor.
6. The average measurement was not performed when the peak measured data under the limit of average detection.

Site : CB1	Time : 2016/02/03 - 11:10
Limit : FCC_SpartC_15.247_H_03M_AV	Margin : 6
Probe : CB1_FCC_EFS_1-18G_H2 - HORIZONTAL	Power : AC 120 V / 60Hz
EUT : Intelligent 3MP Wireless Cube IPCAM with Temperature & Humidity Sensors	Note : Mode 1: Transmit (Power by Adapter) _802.11b_2462MHz

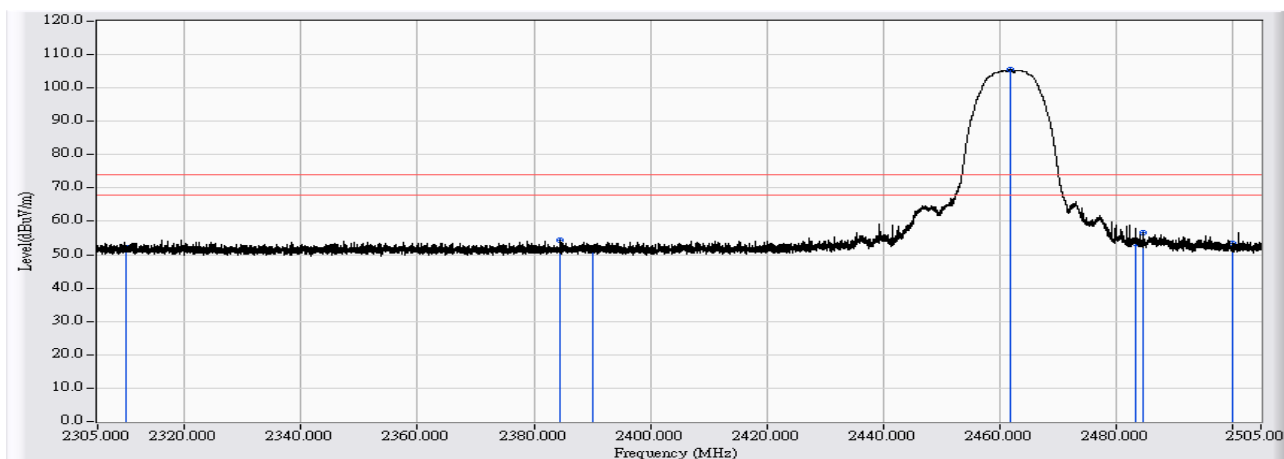


	Frequency (MHz)	Correct Factor (dB)	Reading Level (dBuV)	Measure Level (dBuV/m)	Margin (dB)	Limit (dBuV/m)	Detector Type
1	2310.000	28.366	11.255	39.621	-14.379	54.000	AVERAGE
2	2384.112	28.684	12.216	40.900	-13.100	54.000	AVERAGE
3	2390.000	28.709	12.111	40.820	-13.180	54.000	AVERAGE
4	* 2462.664	29.020	74.743	103.764	49.764	54.000	AVERAGE
5	2483.500	29.110	15.672	44.782	-9.218	54.000	AVERAGE
6	2485.642	29.119	15.277	44.396	-9.604	54.000	AVERAGE
7	2500.000	29.183	12.382	41.564	-12.436	54.000	AVERAGE

Note:

1. All readings above 1GHz are performed with peak and/or average measurements as necessary.
2. Peak measurements: RBW = 1MHz, VBW = 3 MHz, Sweep: Auto.
3. Average measurements: RBW = 1MHz, VBW = 10 Hz, Sweep: Auto.
4. “ * ”, means this data is the worst emission level.
5. Measurement Level = Reading Level + Correct Factor.
6. The average measurement was not performed when the peak measured data under the limit of average detection.

Site : CB1	Time : 2016/02/03 - 11:51
Limit : FCC_SpartC_15.247_H_03M_PK	Margin : 6
Probe : CB1_FCC_EFS_1-18G_H2 - VERTICAL	Power : AC 120 V / 60Hz
EUT : Intelligent 3MP Wireless Cube IPCAM with Temperature & Humidity Sensors	Note : Mode 1: Transmit (Power by Adapter) _802.11b_2462MHz

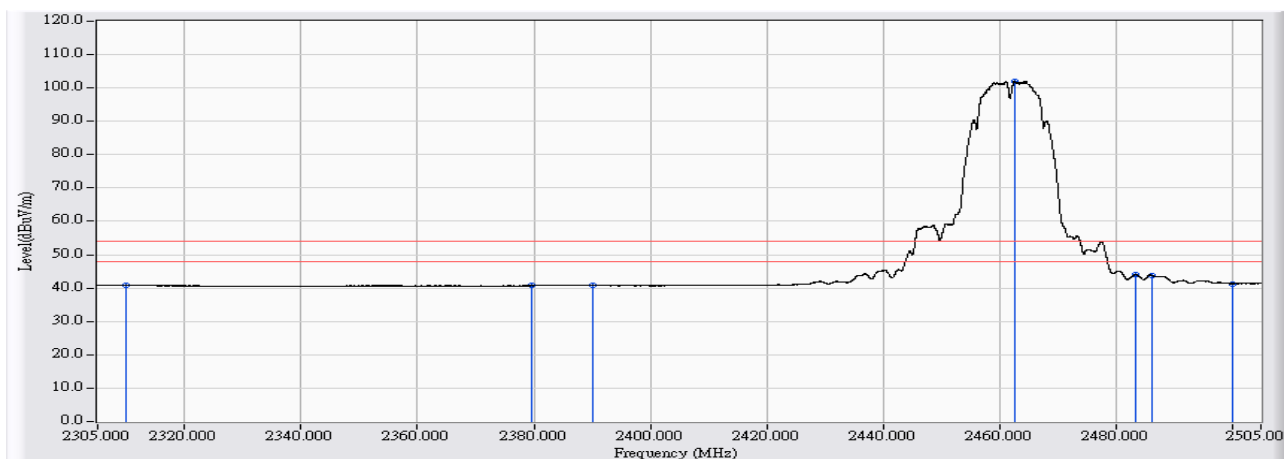


	Frequency (MHz)	Correct Factor (dB)	Reading Level (dBuV)	Measure Level (dBuV/m)	Margin (dB)	Limit (dBuV/m)	Detector Type
1	2310.000	29.201	23.027	52.229	-21.771	74.000	PEAK
2	2384.492	29.158	25.359	54.518	-19.482	74.000	PEAK
3	2390.000	29.155	23.057	52.213	-21.787	74.000	PEAK
4	* 2461.844	29.115	76.441	105.555	31.555	74.000	PEAK
5	2483.500	29.102	24.374	53.476	-20.524	74.000	PEAK
6	2484.802	29.101	27.507	56.608	-17.392	74.000	PEAK
7	2500.000	29.094	24.153	53.247	-20.753	74.000	PEAK

Note:

1. All readings above 1GHz are performed with peak and/or average measurements as necessary.
2. Peak measurements: RBW = 1MHz, VBW = 3 MHz, Sweep: Auto.
3. Average measurements: RBW = 1MHz, VBW = 10 Hz, Sweep: Auto.
4. “ * ”, means this data is the worst emission level.
5. Measurement Level = Reading Level + Correct Factor.
6. The average measurement was not performed when the peak measured data under the limit of average detection.

Site : CB1	Time : 2016/02/03 - 11:52
Limit : FCC_SpartC_15.247_H_03M_AV	Margin : 6
Probe : CB1_FCC_EFS_1-18G_H2 - VERTICAL	Power : AC 120 V / 60Hz
EUT : Intelligent 3MP Wireless Cube IPCAM with Temperature & Humidity Sensors	Note : Mode 1: Transmit (Power by Adapter) _802.11b_2462MHz

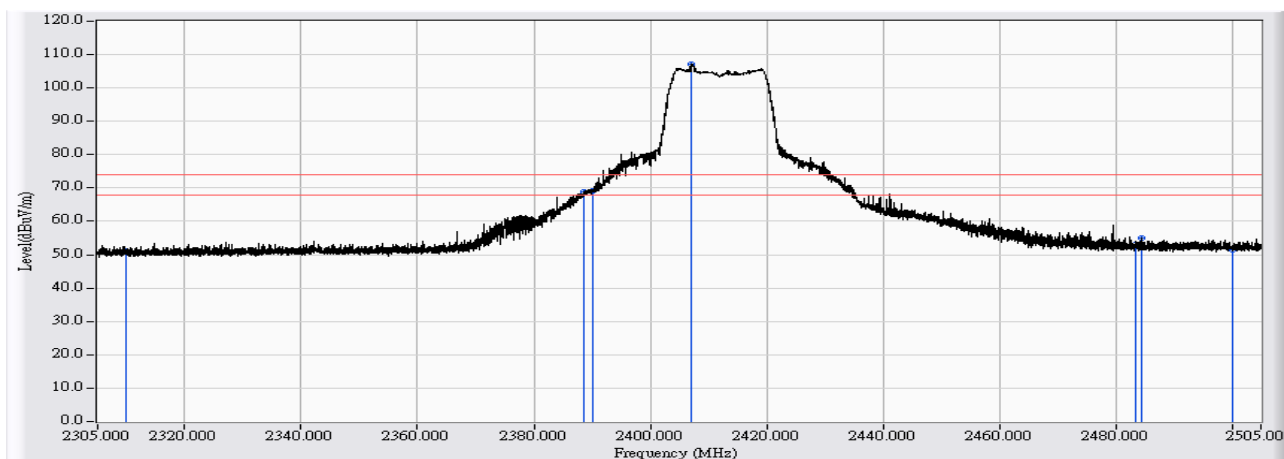


	Frequency (MHz)	Correct Factor (dB)	Reading Level (dBuV)	Measure Level (dBuV/m)	Margin (dB)	Limit (dBuV/m)	Detector Type
1	2310.000	29.201	11.627	40.829	-13.171	54.000	AVERAGE
2	2379.492	29.161	11.610	40.772	-13.228	54.000	AVERAGE
3	2390.000	29.155	11.631	40.787	-13.213	54.000	AVERAGE
4	* 2462.624	29.113	72.867	101.981	47.981	54.000	AVERAGE
5	2483.500	29.102	14.908	44.010	-9.990	54.000	AVERAGE
6	2486.162	29.100	14.800	43.900	-10.100	54.000	AVERAGE
7	2500.000	29.094	12.209	41.303	-12.697	54.000	AVERAGE

Note:

1. All readings above 1GHz are performed with peak and/or average measurements as necessary.
2. Peak measurements: RBW = 1MHz, VBW = 3 MHz, Sweep: Auto.
3. Average measurements: RBW = 1MHz, VBW = 10 Hz, Sweep: Auto.
4. “ * ”, means this data is the worst emission level.
5. Measurement Level = Reading Level + Correct Factor.
6. The average measurement was not performed when the peak measured data under the limit of average detection.

Site : CB1	Time : 2016/02/03 - 10:37
Limit : FCC_SpartC_15.247_H_03M_PK	Margin : 6
Probe : CB1_FCC_EFS_1-18G_H2 - HORIZONTAL	Power : AC 120 V / 60Hz
EUT : Intelligent 3MP Wireless Cube IPCAM with Temperature & Humidity Sensors	Note : Mode 1: Transmit (Power by Adapter) _802.11g_2412MHz

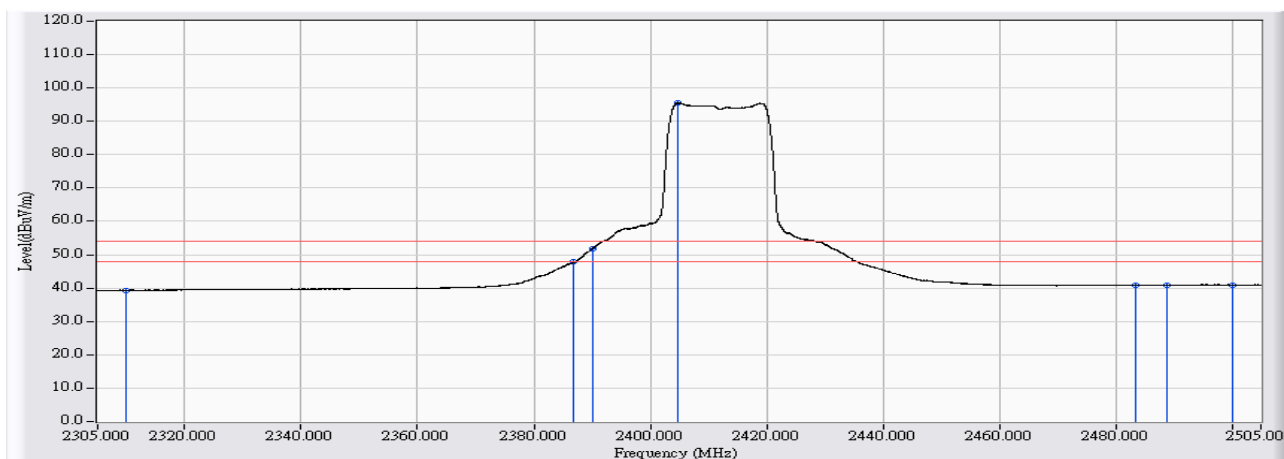


	Frequency (MHz)	Correct Factor (dB)	Reading Level (dBuV)	Measure Level (dBuV/m)	Margin (dB)	Limit (dBuV/m)	Detector Type
1	2310.000	28.366	22.712	51.078	-22.922	74.000	PEAK
2	2388.612	28.703	40.116	68.819	-5.181	74.000	PEAK
3	2390.000	28.709	40.341	69.050	-4.950	74.000	PEAK
4	* 2407.110	28.782	78.190	106.973	32.973	74.000	PEAK
5	2483.500	29.110	24.077	53.187	-20.813	74.000	PEAK
6	2484.422	29.114	25.891	55.005	-18.995	74.000	PEAK
7	2500.000	29.183	22.289	51.471	-22.529	74.000	PEAK

Note:

1. All readings above 1GHz are performed with peak and/or average measurements as necessary.
2. Peak measurements: RBW = 1MHz, VBW = 3 MHz, Sweep: Auto.
3. Average measurements: RBW = 1MHz, VBW = 10 Hz, Sweep: Auto.
4. “ * ”, means this data is the worst emission level.
5. Measurement Level = Reading Level + Correct Factor.
6. The average measurement was not performed when the peak measured data under the limit of average detection.

Site : CB1	Time : 2016/02/03 - 10:35
Limit : FCC_SpartC_15.247_H_03M_AV	Margin : 6
Probe : CB1_FCC_EFS_1-18G_H2 - HORIZONTAL	Power : AC 120 V / 60Hz
EUT : Intelligent 3MP Wireless Cube IPCAM with Temperature & Humidity Sensors	Note : Mode 1: Transmit (Power by Adapter) _802.11g_2412MHz

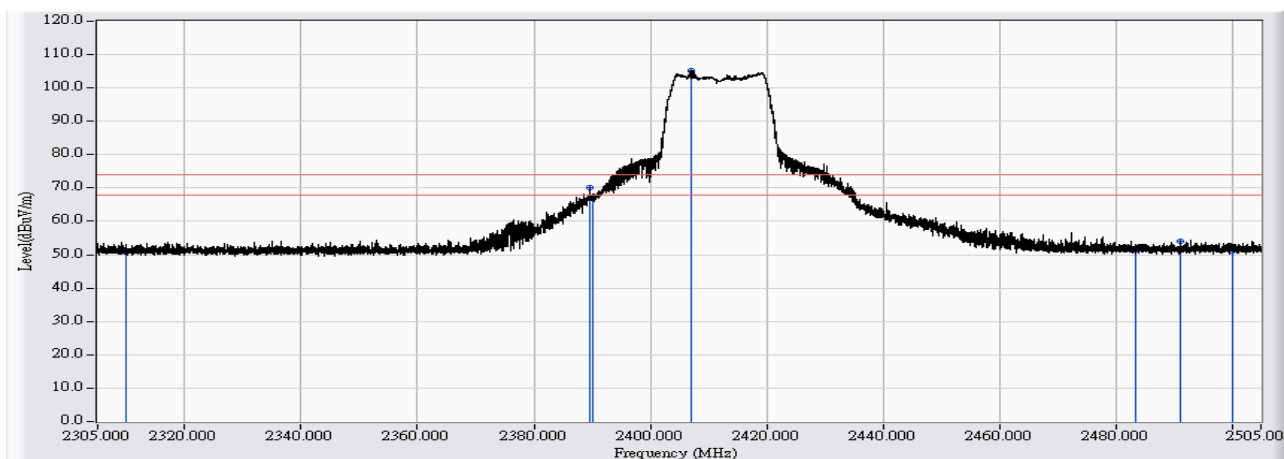


	Frequency (MHz)	Correct Factor (dB)	Reading Level (dBuV)	Measure Level (dBuV/m)	Margin (dB)	Limit (dBuV/m)	Detector Type
1	2310.000	28.366	11.007	39.373	-14.627	54.000	AVERAGE
2	2386.832	28.696	19.098	47.794	-6.206	54.000	AVERAGE
3	2390.000	28.709	23.098	51.807	-2.193	54.000	AVERAGE
4	* 2404.770	28.772	66.791	95.563	41.563	54.000	AVERAGE
5	2483.500	29.110	11.740	40.850	-13.150	54.000	AVERAGE
6	2488.722	29.133	11.756	40.889	-13.111	54.000	AVERAGE
7	2500.000	29.183	11.768	40.950	-13.050	54.000	AVERAGE

Note:

1. All readings above 1GHz are performed with peak and/or average measurements as necessary.
2. Peak measurements: RBW = 1MHz, VBW = 3 MHz, Sweep: Auto.
3. Average measurements: RBW = 1MHz, VBW = 10 Hz, Sweep: Auto.
4. “ * ”, means this data is the worst emission level.
5. Measurement Level = Reading Level + Correct Factor.
6. The average measurement was not performed when the peak measured data under the limit of average detection.

Site : CB1	Time : 2016/02/03 - 11:46
Limit : FCC_SpartC_15.247_H_03M_PK	Margin : 6
Probe : CB1_FCC_EFS_1-18G_H2 - VERTICAL	Power : AC 120 V / 60Hz
EUT : Intelligent 3MP Wireless Cube IPCAM with Temperature & Humidity Sensors	Note : Mode 1: Transmit (Power by Adapter) _802.11g_2412MHz

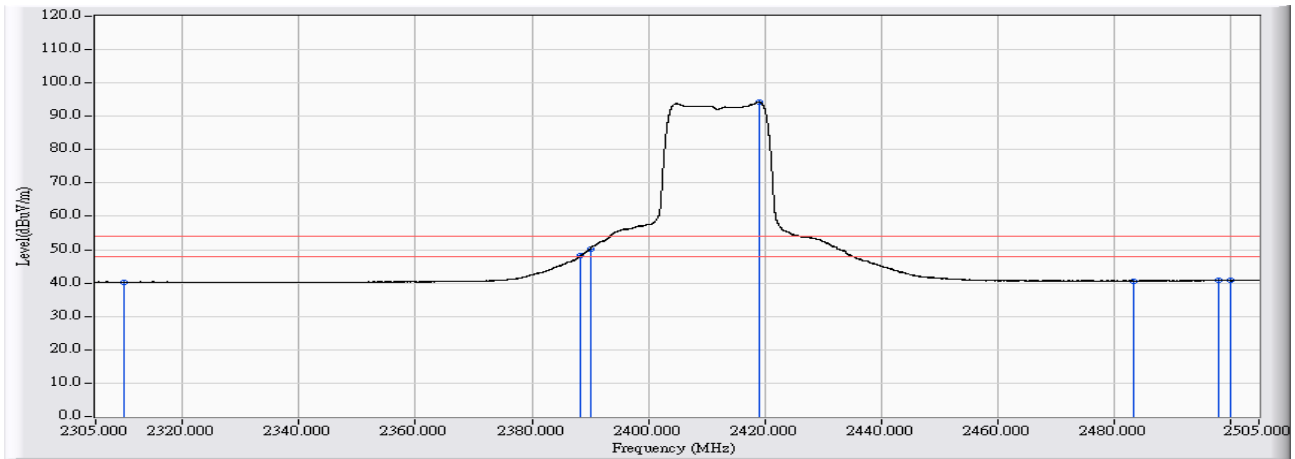


	Frequency (MHz)	Correct Factor (dB)	Reading Level (dBuV)	Measure Level (dBuV/m)	Margin (dB)	Limit (dBuV/m)	Detector Type
1	2310.000	29.201	21.500	50.702	-23.298	74.000	PEAK
2	2389.651	29.156	41.046	70.202	-3.798	74.000	PEAK
3	2390.000	29.155	37.621	66.777	-7.223	74.000	PEAK
4	* 2407.150	29.145	76.143	105.289	31.289	74.000	PEAK
5	2483.500	29.102	22.454	51.556	-22.444	74.000	PEAK
6	2491.161	29.097	24.838	53.935	-20.065	74.000	PEAK
7	2500.000	29.094	22.197	51.291	-22.709	74.000	PEAK

Note:

1. All readings above 1GHz are performed with peak and/or average measurements as necessary.
2. Peak measurements: RBW = 1MHz, VBW = 3 MHz, Sweep: Auto.
3. Average measurements: RBW = 1MHz, VBW = 10 Hz, Sweep: Auto.
4. “ * ”, means this data is the worst emission level.
5. Measurement Level = Reading Level + Correct Factor.
6. The average measurement was not performed when the peak measured data under the limit of average detection.

Site : CB1	Time : 2016/02/03 - 11:47
Limit : FCC_SpartC_15.247_H_03M_AV	Margin : 6
Probe : CB1_FCC_EFS_1-18G_H2 - VERTICAL	Power : AC 120 V / 60Hz
EUT : Intelligent 3MP Wireless Cube IPCAM with Temperature & Humidity Sensors	Note : Mode 1: Transmit (Power by Adapter) _802.11g_2412MHz

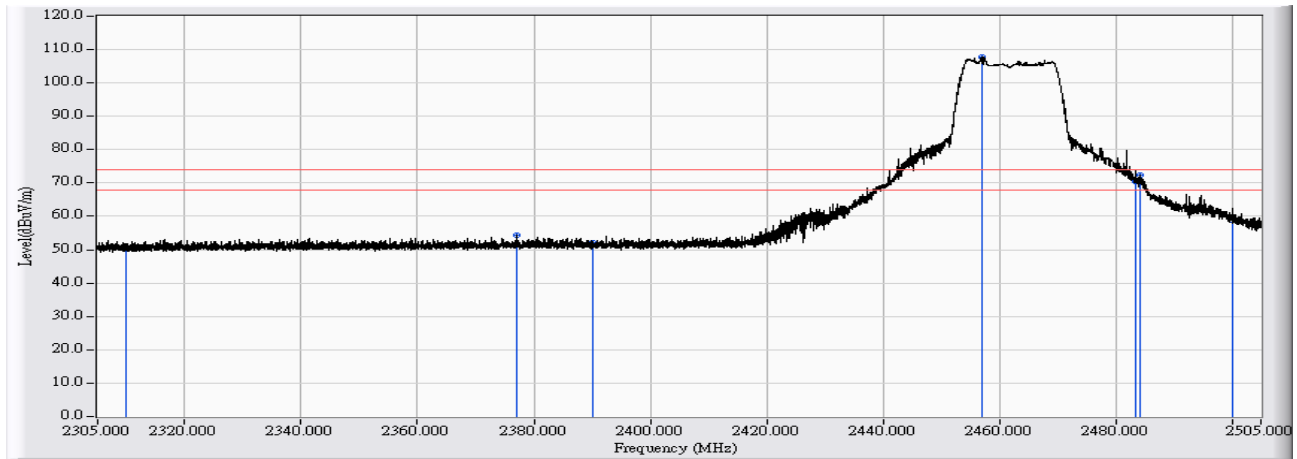


	Frequency (MHz)	Correct Factor (dB)	Reading Level (dBuV)	Measure Level (dBuV/m)	Margin (dB)	Limit (dBuV/m)	Detector Type
1	2310.000	29.201	11.076	40.278	-13.722	54.000	AVERAGE
2	2388.392	29.156	19.099	48.255	-5.745	54.000	AVERAGE
3	2390.000	29.155	21.141	50.297	-3.703	54.000	AVERAGE
4	* 2419.009	29.139	65.199	94.338	40.338	54.000	AVERAGE
5	2483.500	29.102	11.484	40.586	-13.414	54.000	AVERAGE
6	2498.061	29.094	11.657	40.751	-13.249	54.000	AVERAGE
7	2500.000	29.094	11.678	40.772	-13.228	54.000	AVERAGE

Note:

1. All readings above 1GHz are performed with peak and/or average measurements as necessary.
2. Peak measurements: RBW = 1MHz, VBW = 3 MHz, Sweep: Auto.
3. Average measurements: RBW = 1MHz, VBW = 10 Hz, Sweep: Auto.
4. “ * ”, means this data is the worst emission level.
5. Measurement Level = Reading Level + Correct Factor.
6. The average measurement was not performed when the peak measured data under the limit of average detection.

Site : CB1	Time : 2016/02/03 - 11:16
Limit : FCC_SpartC_15.247_H_03M_PK	Margin : 6
Probe : CB1_FCC_EFS_1-18G_H2 - HORIZONTAL	Power : AC 120 V / 60Hz
EUT : Intelligent 3MP Wireless Cube IPCAM with Temperature & Humidity Sensors	Note : Mode 1: Transmit (Power by Adapter) 802.11g_2462MHz

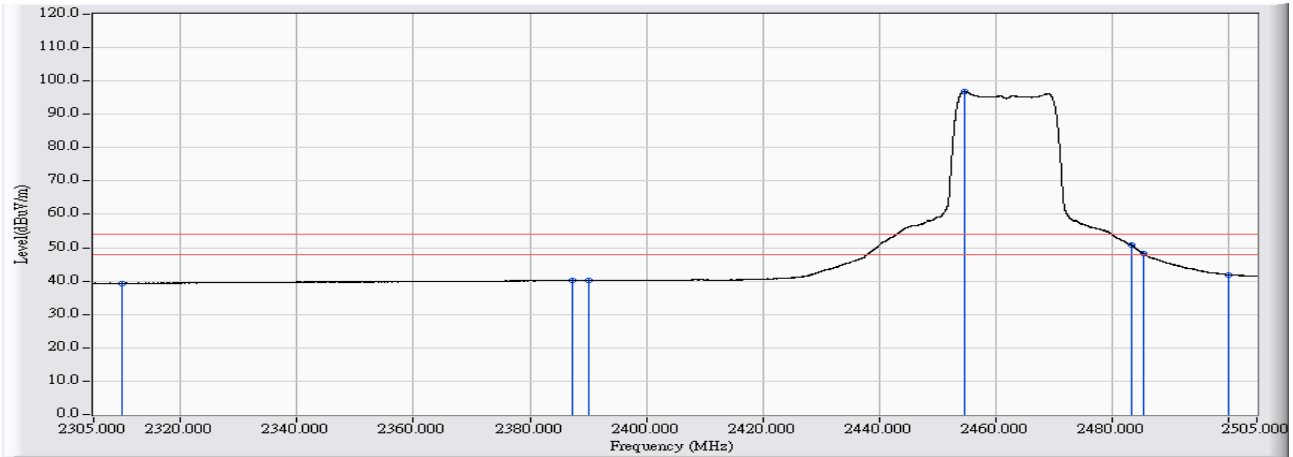


	Frequency (MHz)	Correct Factor (dB)	Reading Level (dBuV)	Measure Level (dBuV/m)	Margin (dB)	Limit (dBuV/m)	Detector Type
1	2310.000	28.366	22.623	50.989	-23.011	74.000	PEAK
2	2376.933	28.653	25.817	54.470	-19.530	74.000	PEAK
3	2390.000	28.709	23.412	52.121	-21.879	74.000	PEAK
4	* 2457.085	28.997	78.796	107.793	33.793	74.000	PEAK
5	2483.500	29.110	41.325	70.435	-3.565	74.000	PEAK
6	2484.222	29.113	43.405	72.518	-1.482	74.000	PEAK
7	2500.000	29.183	29.757	58.939	-15.061	74.000	PEAK

Note:

1. All readings above 1GHz are performed with peak and/or average measurements as necessary.
2. Peak measurements: RBW = 1MHz, VBW = 3 MHz, Sweep: Auto.
3. Average measurements: RBW = 1MHz, VBW = 10 Hz, Sweep: Auto.
4. “ * ”, means this data is the worst emission level.
5. Measurement Level = Reading Level + Correct Factor.
6. The average measurement was not performed when the peak measured data under the limit of average detection.

Site : CB1	Time : 2016/02/03 - 11:15
Limit : FCC_SpartC_15.247_H_03M_AV	Margin : 6
Probe : CB1_FCC_EFS_1-18G_H2 - HORIZONTAL	Power : AC 120 V / 60Hz
EUT : Intelligent 3MP Wireless Cube IPCAM with Temperature & Humidity Sensors	Note : Mode 1: Transmit (Power by Adapter) 802.11g_2462MHz

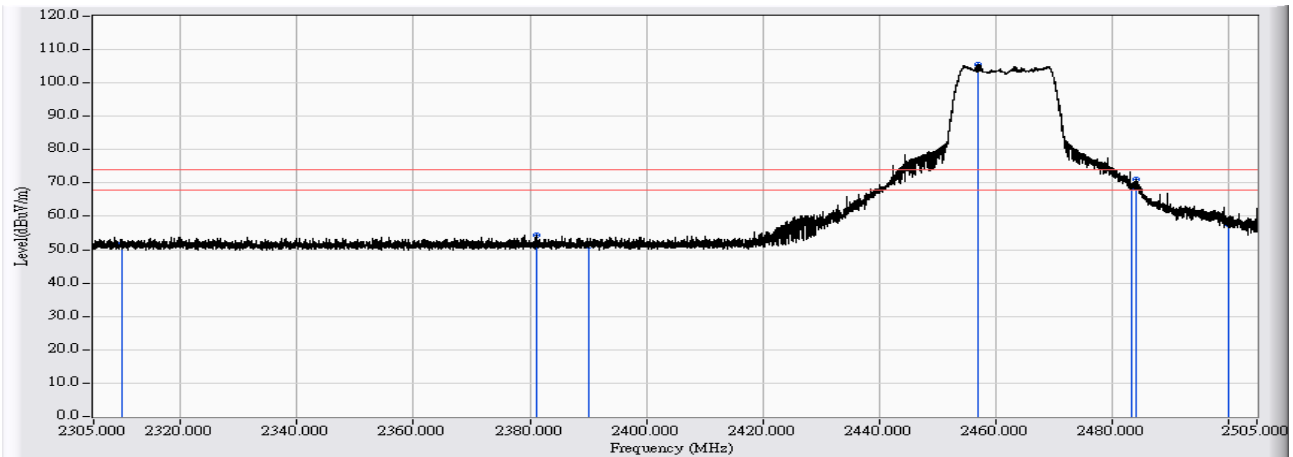


	Frequency (MHz)	Correct Factor (dB)	Reading Level (dBuV)	Measure Level (dBuV/m)	Margin (dB)	Limit (dBuV/m)	Detector Type
1	2310.000	28.366	10.978	39.344	-14.656	54.000	AVERAGE
2	2387.212	28.697	11.563	40.260	-13.740	54.000	AVERAGE
3	2390.000	28.709	11.491	40.200	-13.800	54.000	AVERAGE
4	* 2454.625	28.986	67.866	96.852	42.852	54.000	AVERAGE
5	2483.500	29.110	21.690	50.800	-3.200	54.000	AVERAGE
6	2485.402	29.118	19.167	48.285	-5.715	54.000	AVERAGE
7	2500.000	29.183	12.717	41.899	-12.101	54.000	AVERAGE

Note:

1. All readings above 1GHz are performed with peak and/or average measurements as necessary.
2. Peak measurements: RBW = 1MHz, VBW = 3 MHz, Sweep: Auto.
3. Average measurements: RBW = 1MHz, VBW = 10 Hz, Sweep: Auto.
4. “ * ”, means this data is the worst emission level.
5. Measurement Level = Reading Level + Correct Factor.
6. The average measurement was not performed when the peak measured data under the limit of average detection.

Site : CB1	Time : 2016/02/03 - 11:45
Limit : FCC_SpartC_15.247_H_03M_PK	Margin : 6
Probe : CB1_FCC_EFS_1-18G_H2 - VERTICAL	Power : AC 120 V / 60Hz
EUT : Intelligent 3MP Wireless Cube IPCAM with Temperature & Humidity Sensors	Note : Mode 1: Transmit (Power by Adapter) _802.11g_2462MHz

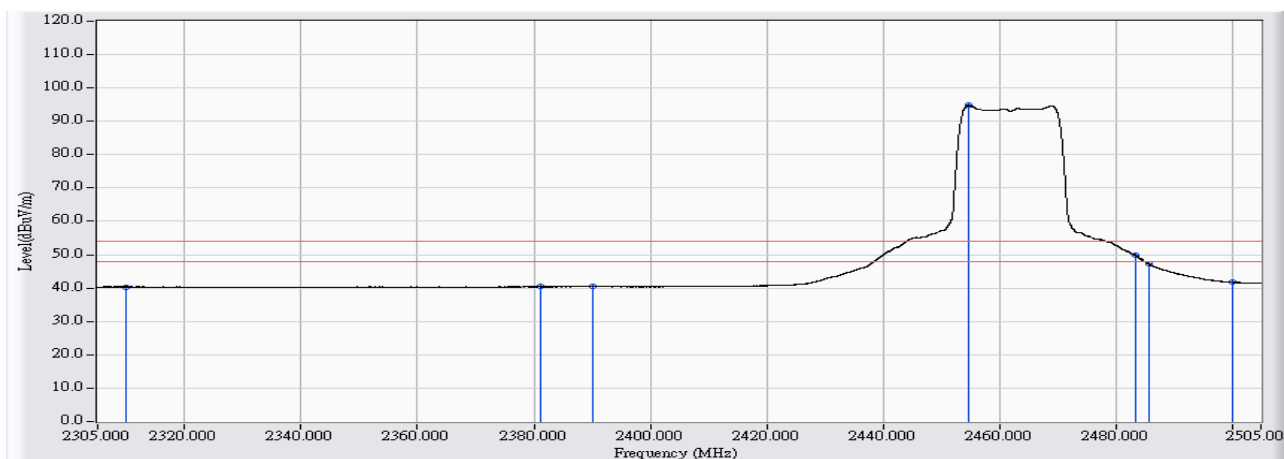


	Frequency (MHz)	Correct Factor (dB)	Reading Level (dBuV)	Measure Level (dBuV/m)	Margin (dB)	Limit (dBuV/m)	Detector Type
1	2310.000	29.201	22.512	51.714	-22.286	74.000	PEAK
2	2381.172	29.161	25.336	54.497	-19.503	74.000	PEAK
3	2390.000	29.155	21.997	51.153	-22.847	74.000	PEAK
4	* 2457.145	29.117	76.562	105.679	31.679	74.000	PEAK
5	2483.500	29.102	39.820	68.922	-5.078	74.000	PEAK
6	2484.142	29.102	42.086	71.187	-2.813	74.000	PEAK
7	2500.000	29.094	28.395	57.489	-16.511	74.000	PEAK

Note:

1. All readings above 1GHz are performed with peak and/or average measurements as necessary.
2. Peak measurements: RBW = 1MHz, VBW = 3 MHz, Sweep: Auto.
3. Average measurements: RBW = 1MHz, VBW = 10 Hz, Sweep: Auto.
4. “ * ”, means this data is the worst emission level.
5. Measurement Level = Reading Level + Correct Factor.
6. The average measurement was not performed when the peak measured data under the limit of average detection.

Site : CB1	Time : 2016/02/03 - 11:44
Limit : FCC_SpartC_15.247_H_03M_AV	Margin : 6
Probe : CB1_FCC_EFS_1-18G_H2 - VERTICAL	Power : AC 120 V / 60Hz
EUT : Intelligent 3MP Wireless Cube IPCAM with Temperature & Humidity Sensors	Note : Mode 1: Transmit (Power by Adapter) 802.11g_2462MHz

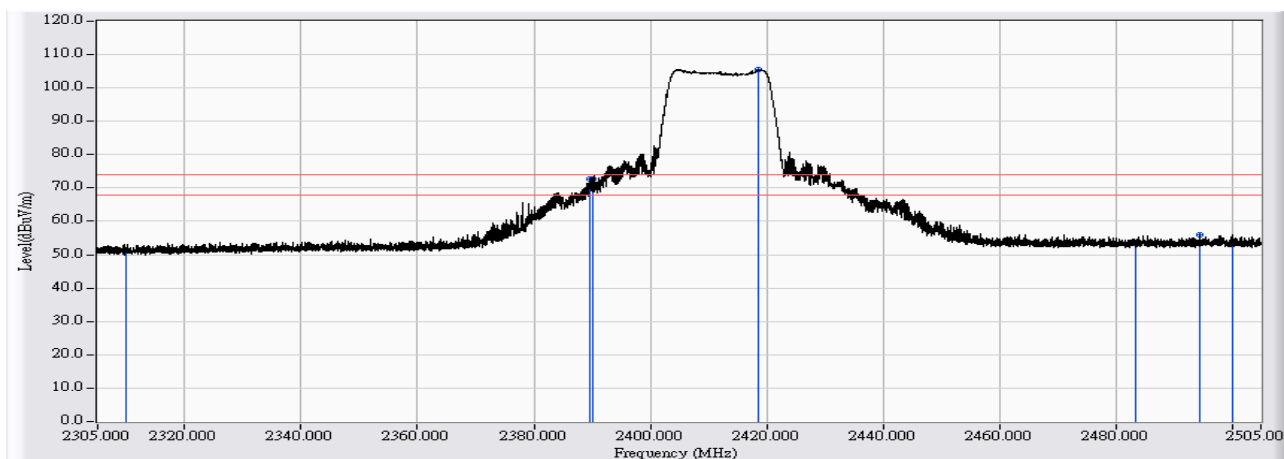


	Frequency (MHz)	Correct Factor (dB)	Reading Level (dBuV)	Measure Level (dBuV/m)	Margin (dB)	Limit (dBuV/m)	Detector Type
1	2310.000	29.201	11.163	40.365	-13.635	54.000	AVERAGE
2	2381.032	29.161	11.216	40.377	-13.623	54.000	AVERAGE
3	2390.000	29.155	11.288	40.444	-13.556	54.000	AVERAGE
4	* 2454.705	29.118	65.663	94.781	40.781	54.000	AVERAGE
5	2483.500	29.102	20.636	49.738	-4.262	54.000	AVERAGE
6	2485.642	29.100	18.166	47.266	-6.734	54.000	AVERAGE
7	2500.000	29.094	12.647	41.741	-12.259	54.000	AVERAGE

Note:

1. All readings above 1GHz are performed with peak and/or average measurements as necessary.
2. Peak measurements: RBW = 1MHz, VBW = 3 MHz, Sweep: Auto.
3. Average measurements: RBW = 1MHz, VBW = 10 Hz, Sweep: Auto.
4. “ * ”, means this data is the worst emission level.
5. Measurement Level = Reading Level + Correct Factor.
6. The average measurement was not performed when the peak measured data under the limit of average detection.

Site : CB1	Time : 2016/02/03 - 10:42
Limit : FCC_SpartC_15.247_H_03M_PK	Margin : 6
Probe : CB1_FCC_EFS_1-18G_H2 - HORIZONTAL	Power : AC 120 V / 60Hz
EUT : Intelligent 3MP Wireless Cube IPCAM with Temperature & Humidity Sensors	Note : Mode 1: Transmit (Power by Adapter) _802.11n(20M)_2412MHz

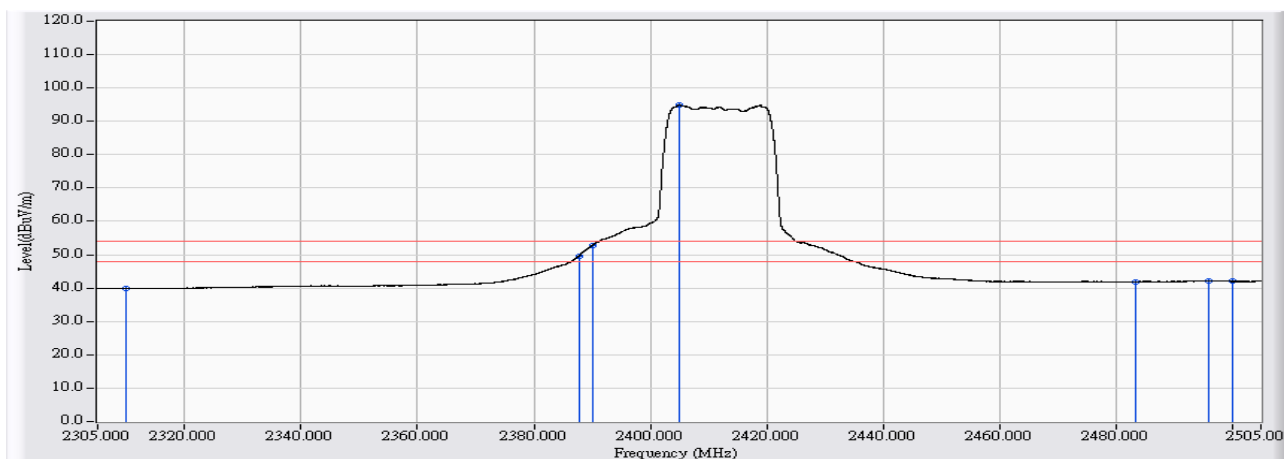


	Frequency (MHz)	Correct Factor (dB)	Reading Level (dBuV)	Measure Level (dBuV/m)	Margin (dB)	Limit (dBuV/m)	Detector Type
1	2310.000	28.366	22.718	51.084	-22.916	74.000	PEAK
2	2389.711	28.708	44.104	72.812	-1.188	74.000	PEAK
3	2390.000	28.709	44.102	72.811	-1.189	74.000	PEAK
4	* 2418.629	28.832	76.817	105.649	31.649	74.000	PEAK
5	2483.500	29.110	24.181	53.291	-20.709	74.000	PEAK
6	2494.421	29.157	26.662	55.819	-18.181	74.000	PEAK
7	2500.000	29.183	23.892	53.074	-20.926	74.000	PEAK

Note:

1. All readings above 1GHz are performed with peak and/or average measurements as necessary.
2. Peak measurements: RBW = 1MHz, VBW = 3 MHz, Sweep: Auto.
3. Average measurements: RBW = 1MHz, VBW = 10 Hz, Sweep: Auto.
4. “ * ”, means this data is the worst emission level.
5. Measurement Level = Reading Level + Correct Factor.
6. The average measurement was not performed when the peak measured data under the limit of average detection.

Site : CB1	Time : 2016/02/03 - 10:41
Limit : FCC_SpartC_15.247_H_03M_AV	Margin : 6
Probe : CB1_FCC_EFS_1-18G_H2 - HORIZONTAL	Power : AC 120 V / 60Hz
EUT : Intelligent 3MP Wireless Cube IPCAM with Temperature & Humidity Sensors	Note : Mode 1: Transmit (Power by Adapter) _802.11n(20M)_2412MHz

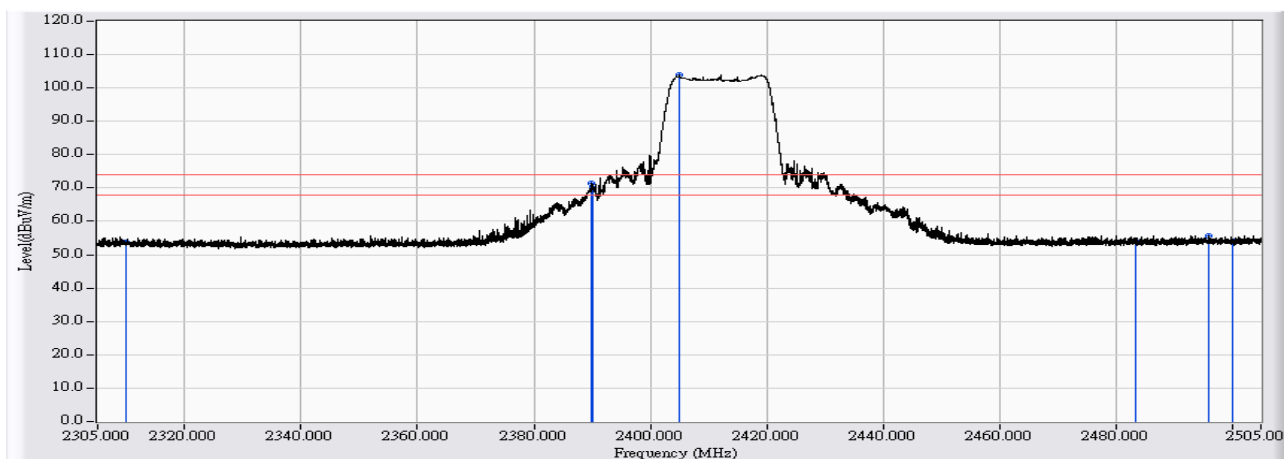


	Frequency (MHz)	Correct Factor (dB)	Reading Level (dBuV)	Measure Level (dBuV/m)	Margin (dB)	Limit (dBuV/m)	Detector Type
1	2310.000	28.366	11.459	39.825	-14.175	54.000	AVERAGE
2	2387.712	28.699	20.896	49.595	-4.405	54.000	AVERAGE
3	2390.000	28.709	23.958	52.667	-1.333	54.000	AVERAGE
4	* 2404.930	28.773	66.126	94.899	40.899	54.000	AVERAGE
5	2483.500	29.110	12.840	41.950	-12.050	54.000	AVERAGE
6	2495.981	29.163	13.087	42.251	-11.749	54.000	AVERAGE
7	2500.000	29.183	12.814	41.996	-12.004	54.000	AVERAGE

Note:

1. All readings above 1GHz are performed with peak and/or average measurements as necessary.
2. Peak measurements: RBW = 1MHz, VBW = 3 MHz, Sweep: Auto.
3. Average measurements: RBW = 1MHz, VBW = 10 Hz, Sweep: Auto.
4. " * ", means this data is the worst emission level.
5. Measurement Level = Reading Level + Correct Factor.
6. The average measurement was not performed when the peak measured data under the limit of average detection.

Site : CB1	Time : 2016/02/03 - 11:39
Limit : FCC_SpartC_15.247_H_03M_PK	Margin : 6
Probe : CB1_FCC_EFS_1-18G_H2 - VERTICAL	Power : AC 120 V / 60Hz
EUT : Intelligent 3MP Wireless Cube IPCAM with Temperature & Humidity Sensors	Note : Mode 1: Transmit (Power by Adapter) _802.11n(20M)_2412MHz

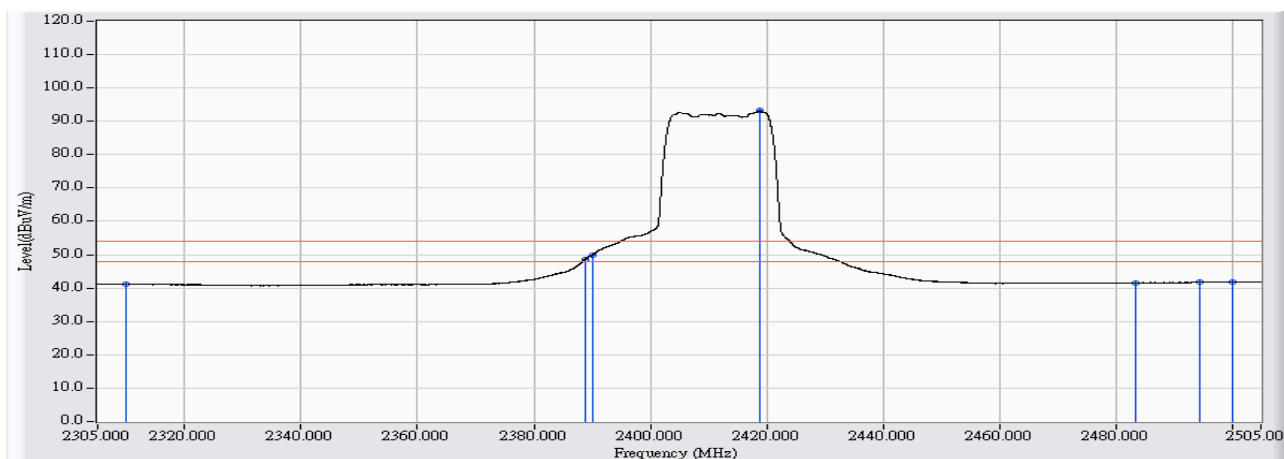


	Frequency (MHz)	Correct Factor (dB)	Reading Level (dBuV)	Measure Level (dBuV/m)	Margin (dB)	Limit (dBuV/m)	Detector Type
1	2310.000	29.201	24.597	53.799	-20.201	74.000	PEAK
2	2389.971	29.155	42.269	71.425	-2.575	74.000	PEAK
3	2390.000	29.155	41.378	70.534	-3.466	74.000	PEAK
4	* 2405.110	29.147	74.852	103.999	29.999	74.000	PEAK
5	2483.500	29.102	24.826	53.928	-20.072	74.000	PEAK
6	2496.001	29.094	26.700	55.794	-18.206	74.000	PEAK
7	2500.000	29.094	25.003	54.097	-19.903	74.000	PEAK

Note:

1. All readings above 1GHz are performed with peak and/or average measurements as necessary.
2. Peak measurements: RBW = 1MHz, VBW = 3 MHz, Sweep: Auto.
3. Average measurements: RBW = 1MHz, VBW = 10 Hz, Sweep: Auto.
4. “ * ”, means this data is the worst emission level.
5. Measurement Level = Reading Level + Correct Factor.
6. The average measurement was not performed when the peak measured data under the limit of average detection.

Site : CB1	Time : 2016/02/03 - 11:38
Limit : FCC_SpartC_15.247_H_03M_AV	Margin : 6
Probe : CB1_FCC_EFS_1-18G_H2 - VERTICAL	Power : AC 120 V / 60Hz
EUT : Intelligent 3MP Wireless Cube IPCAM with Temperature & Humidity Sensors	Note : Mode 1: Transmit (Power by Adapter) _802.11n(20M)_2412MHz

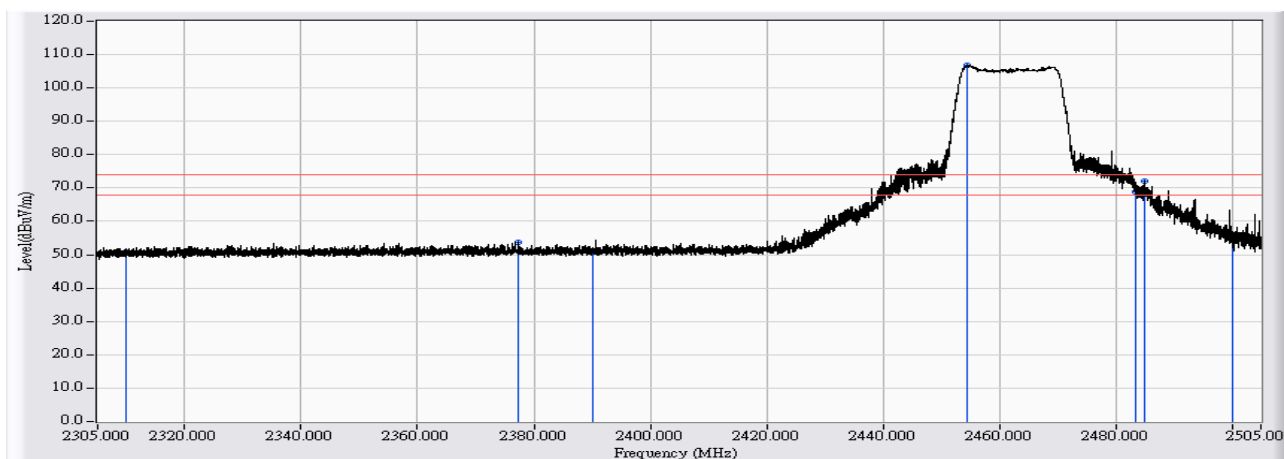


	Frequency (MHz)	Correct Factor (dB)	Reading Level (dBuV)	Measure Level (dBuV/m)	Margin (dB)	Limit (dBuV/m)	Detector Type
1	2310.000	29.201	12.046	41.248	-12.752	54.000	AVERAGE
2	2388.932	29.156	19.571	48.727	-5.273	54.000	AVERAGE
3	2390.000	29.155	20.839	49.995	-4.005	54.000	AVERAGE
4	* 2418.909	29.139	64.059	93.198	39.198	54.000	AVERAGE
5	2483.500	29.102	12.518	41.620	-12.380	54.000	AVERAGE
6	2494.361	29.096	12.624	41.719	-12.281	54.000	AVERAGE
7	2500.000	29.094	12.654	41.748	-12.252	54.000	AVERAGE

Note:

1. All readings above 1GHz are performed with peak and/or average measurements as necessary.
2. Peak measurements: RBW = 1MHz, VBW = 3 MHz, Sweep: Auto.
3. Average measurements: RBW = 1MHz, VBW = 10 Hz, Sweep: Auto.
4. " * ", means this data is the worst emission level.
5. Measurement Level = Reading Level + Correct Factor.
6. The average measurement was not performed when the peak measured data under the limit of average detection.

Site : CB1	Time : 2016/02/03 - 11:21
Limit : FCC_SpartC_15.247_H_03M_PK	Margin : 6
Probe : CB1_FCC_EFS_1-18G_H2 - HORIZONTAL	Power : AC 120 V / 60Hz
EUT : Intelligent 3MP Wireless Cube IPCAM with Temperature & Humidity Sensors	Note : Mode 1: Transmit (Power by Adapter) _802.11n(20M)_2462MHz

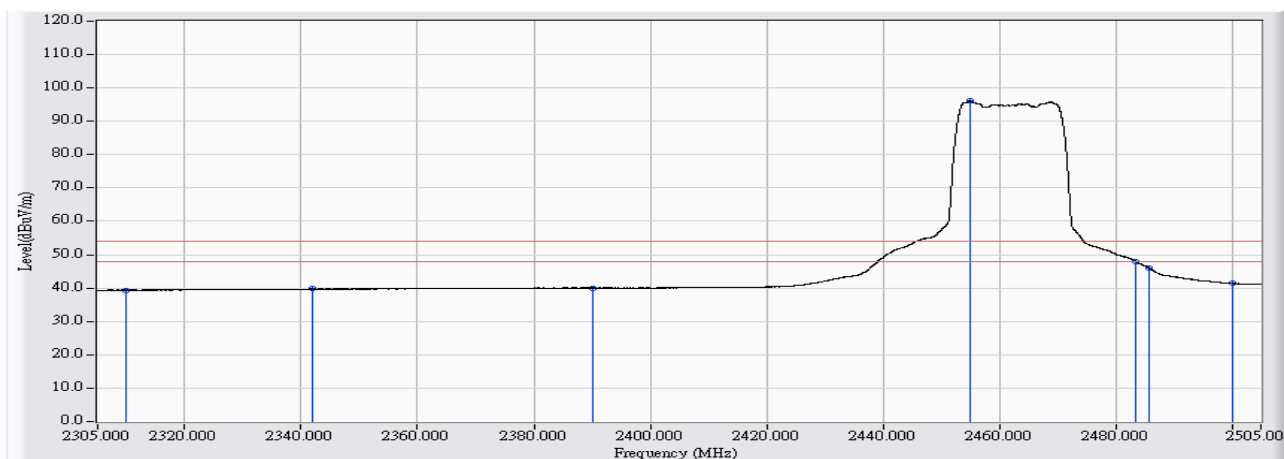


	Frequency (MHz)	Correct Factor (dB)	Reading Level (dBuV)	Measure Level (dBuV/m)	Margin (dB)	Limit (dBuV/m)	Detector Type
1	2310.000	28.366	22.459	50.825	-23.175	74.000	PEAK
2	2377.253	28.654	24.943	53.597	-20.403	74.000	PEAK
3	2390.000	28.709	22.241	50.950	-23.050	74.000	PEAK
4	* 2454.545	28.986	77.794	106.780	32.780	74.000	PEAK
5	2483.500	29.110	39.619	68.729	-5.271	74.000	PEAK
6	2484.982	29.116	42.932	72.049	-1.951	74.000	PEAK
7	2500.000	29.183	26.129	55.311	-18.689	74.000	PEAK

Note:

1. All readings above 1GHz are performed with peak and/or average measurements as necessary.
2. Peak measurements: RBW = 1MHz, VBW = 3 MHz, Sweep: Auto.
3. Average measurements: RBW = 1MHz, VBW = 10 Hz, Sweep: Auto.
4. “ * ”, means this data is the worst emission level.
5. Measurement Level = Reading Level + Correct Factor.
6. The average measurement was not performed when the peak measured data under the limit of average detection.

Site : CB1	Time : 2016/02/03 - 11:20
Limit : FCC_SpartC_15.247_H_03M_AV	Margin : 6
Probe : CB1_FCC_EFS_1-18G_H2 - HORIZONTAL	Power : AC 120 V / 60Hz
EUT : Intelligent 3MP Wireless Cube IPCAM with Temperature & Humidity Sensors	Note : Mode 1: Transmit (Power by Adapter) _802.11n(20M)_2462MHz

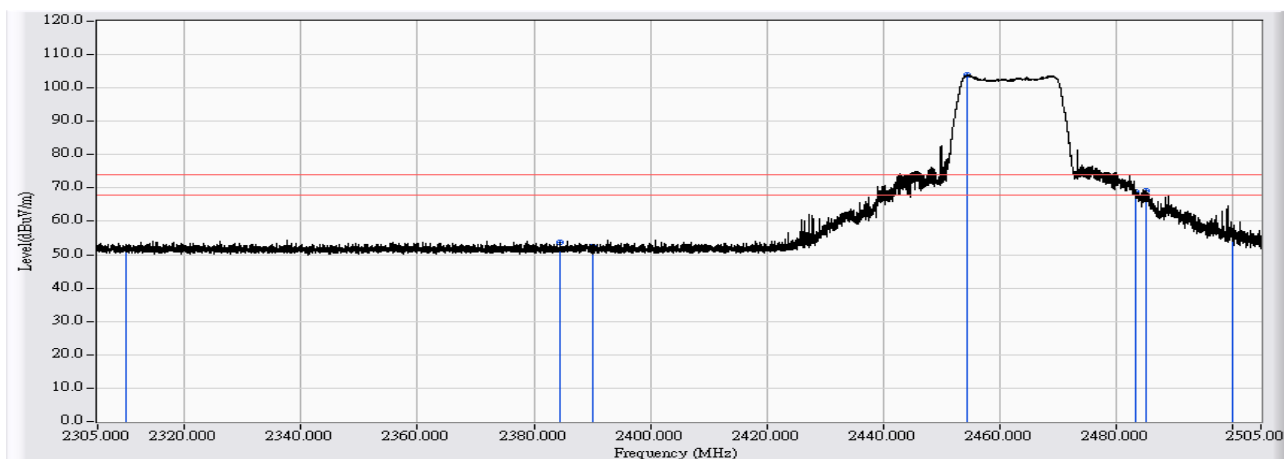


	Frequency (MHz)	Correct Factor (dB)	Reading Level (dBuV)	Measure Level (dBuV/m)	Margin (dB)	Limit (dBuV/m)	Detector Type
1	2310.000	28.366	10.983	39.349	-14.651	54.000	AVERAGE
2	2341.996	28.504	11.254	39.757	-14.243	54.000	AVERAGE
3	2390.000	28.709	11.311	40.020	-13.980	54.000	AVERAGE
4	* 2454.905	28.987	67.126	96.113	42.113	54.000	AVERAGE
5	2483.500	29.110	18.830	47.940	-6.060	54.000	AVERAGE
6	2485.642	29.119	17.023	46.142	-7.858	54.000	AVERAGE
7	2500.000	29.183	12.226	41.408	-12.592	54.000	AVERAGE

Note:

1. All readings above 1GHz are performed with peak and/or average measurements as necessary.
2. Peak measurements: RBW = 1MHz, VBW = 3 MHz, Sweep: Auto.
3. Average measurements: RBW = 1MHz, VBW = 10 Hz, Sweep: Auto.
4. " * ", means this data is the worst emission level.
5. Measurement Level = Reading Level + Correct Factor.
6. The average measurement was not performed when the peak measured data under the limit of average detection.

Site : CB1	Time : 2016/02/03 - 11:40
Limit : FCC_SpartC_15.247_H_03M_PK	Margin : 6
Probe : CB1_FCC_EFS_1-18G_H2 - VERTICAL	Power : AC 120 V / 60Hz
EUT : Intelligent 3MP Wireless Cube IPCAM with Temperature & Humidity Sensors	Note : Mode 1: Transmit (Power by Adapter) _802.11n(20M)_2462MHz

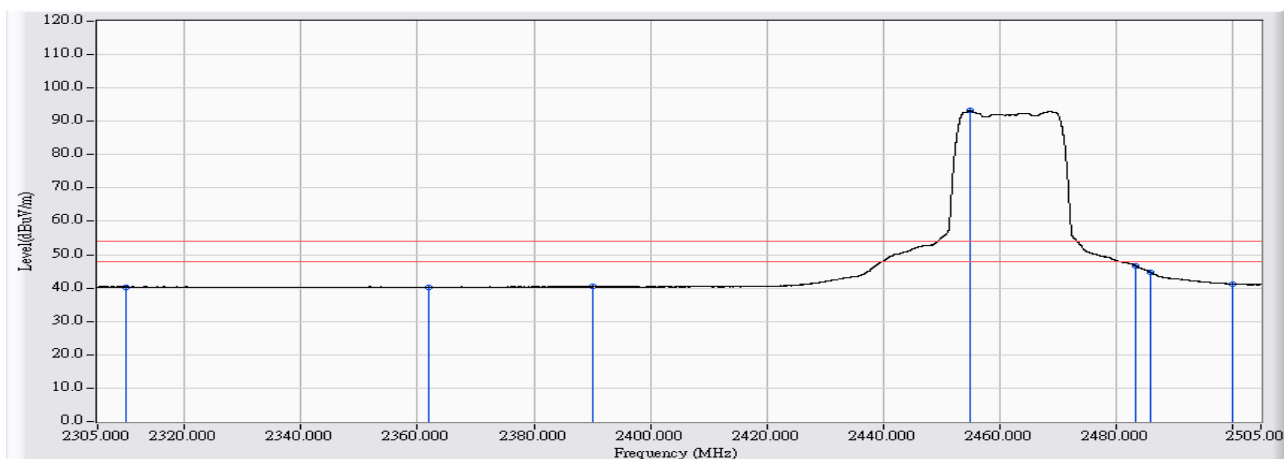


	Frequency (MHz)	Correct Factor (dB)	Reading Level (dBuV)	Measure Level (dBuV/m)	Margin (dB)	Limit (dBuV/m)	Detector Type
1	2310.000	29.201	22.673	51.875	-22.125	74.000	PEAK
2	2384.452	29.158	24.656	53.815	-20.185	74.000	PEAK
3	2390.000	29.155	23.351	52.507	-21.493	74.000	PEAK
4	* 2454.605	29.118	74.740	103.858	29.858	74.000	PEAK
5	2483.500	29.102	39.697	68.799	-5.201	74.000	PEAK
6	2485.182	29.100	40.190	69.291	-4.709	74.000	PEAK
7	2500.000	29.094	27.142	56.236	-17.764	74.000	PEAK

Note:

1. All readings above 1GHz are performed with peak and/or average measurements as necessary.
2. Peak measurements: RBW = 1MHz, VBW = 3 MHz, Sweep: Auto.
3. Average measurements: RBW = 1MHz, VBW = 10 Hz, Sweep: Auto.
4. “ * ”, means this data is the worst emission level.
5. Measurement Level = Reading Level + Correct Factor.
6. The average measurement was not performed when the peak measured data under the limit of average detection.

Site : CB1	Time : 2016/02/03 - 11:41
Limit : FCC_SpartC_15.247_H_03M_AV	Margin : 6
Probe : CB1_FCC_EFS_1-18G_H2 - VERTICAL	Power : AC 120 V / 60Hz
EUT : Intelligent 3MP Wireless Cube IPCAM with Temperature & Humidity Sensors	Note : Mode 1: Transmit (Power by Adapter) _802.11n(20M)_2462MHz

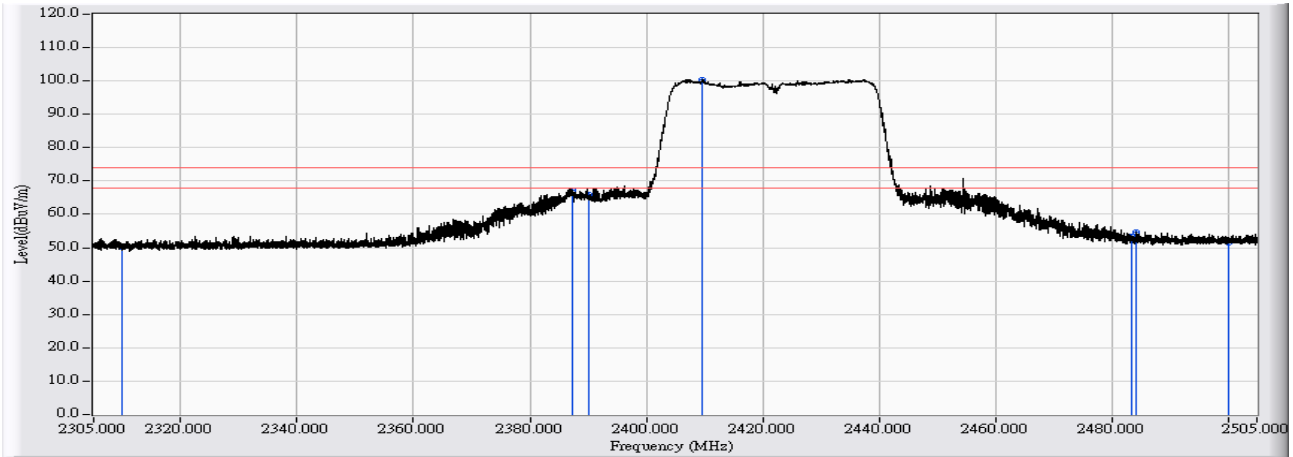


	Frequency (MHz)	Correct Factor (dB)	Reading Level (dBuV)	Measure Level (dBuV/m)	Margin (dB)	Limit (dBuV/m)	Detector Type
1	2310.000	29.201	11.113	40.315	-13.685	54.000	AVERAGE
2	2361.814	29.172	11.131	40.303	-13.697	54.000	AVERAGE
3	2390.000	29.155	11.222	40.378	-13.622	54.000	AVERAGE
4	* 2454.945	29.118	64.153	93.271	39.271	54.000	AVERAGE
5	2483.500	29.102	17.512	46.614	-7.386	54.000	AVERAGE
6	2485.902	29.100	15.719	44.819	-9.181	54.000	AVERAGE
7	2500.000	29.094	12.113	41.207	-12.793	54.000	AVERAGE

Note:

1. All readings above 1GHz are performed with peak and/or average measurements as necessary.
2. Peak measurements: RBW = 1MHz, VBW = 3 MHz, Sweep: Auto.
3. Average measurements: RBW = 1MHz, VBW = 10 Hz, Sweep: Auto.
4. “ * ”, means this data is the worst emission level.
5. Measurement Level = Reading Level + Correct Factor.
6. The average measurement was not performed when the peak measured data under the limit of average detection.

Site : CB1	Time : 2016/02/03 - 10:57
Limit : FCC_SpartC_15.247_H_03M_PK	Margin : 6
Probe : CB1_FCC_EFS_1-18G_H2 - HORIZONTAL	Power : AC 120 V / 60Hz
EUT : Intelligent 3MP Wireless Cube IPCAM with Temperature & Humidity Sensors	Note : Mode 1: Transmit (Power by Adapter) _802.11n(40M)_2422MHz

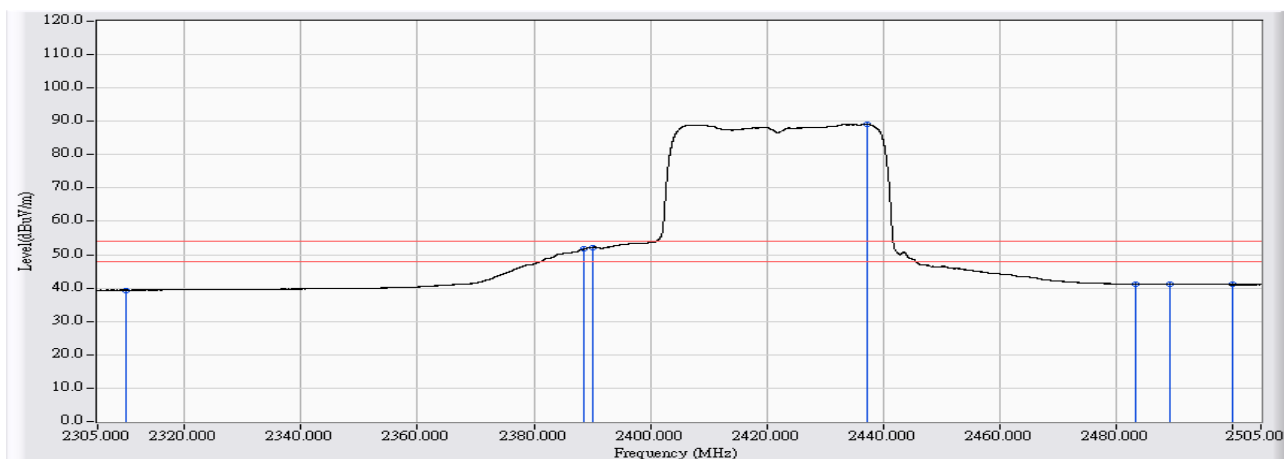


	Frequency (MHz)	Correct Factor (dB)	Reading Level (dBuV)	Measure Level (dBuV/m)	Margin (dB)	Limit (dBuV/m)	Detector Type
1	2310.000	28.366	21.909	50.275	-23.725	74.000	PEAK
2	2387.252	28.697	38.580	67.277	-6.723	74.000	PEAK
3	2390.000	28.709	37.097	65.806	-8.194	74.000	PEAK
4	* 2409.709	28.793	71.630	100.424	26.424	74.000	PEAK
5	2483.500	29.110	24.214	53.324	-20.676	74.000	PEAK
6	2484.182	29.114	25.648	54.761	-19.239	74.000	PEAK
7	2500.000	29.183	22.408	51.590	-22.410	74.000	PEAK

Note:

1. All readings above 1GHz are performed with peak and/or average measurements as necessary.
2. Peak measurements: RBW = 1MHz, VBW = 3 MHz, Sweep: Auto.
3. Average measurements: RBW = 1MHz, VBW = 10 Hz, Sweep: Auto.
4. “ * ”, means this data is the worst emission level.
5. Measurement Level = Reading Level + Correct Factor.
6. The average measurement was not performed when the peak measured data under the limit of average detection.

Site : CB1	Time : 2016/02/03 - 10:55
Limit : FCC_SpartC_15.247_H_03M_AV	Margin : 6
Probe : CB1_FCC_EFS_1-18G_H2 - HORIZONTAL	Power : AC 120 V / 60Hz
EUT : Intelligent 3MP Wireless Cube IPCAM with Temperature & Humidity Sensors	Note : Mode 1: Transmit (Power by Adapter) _802.11n(40M)_2422MHz

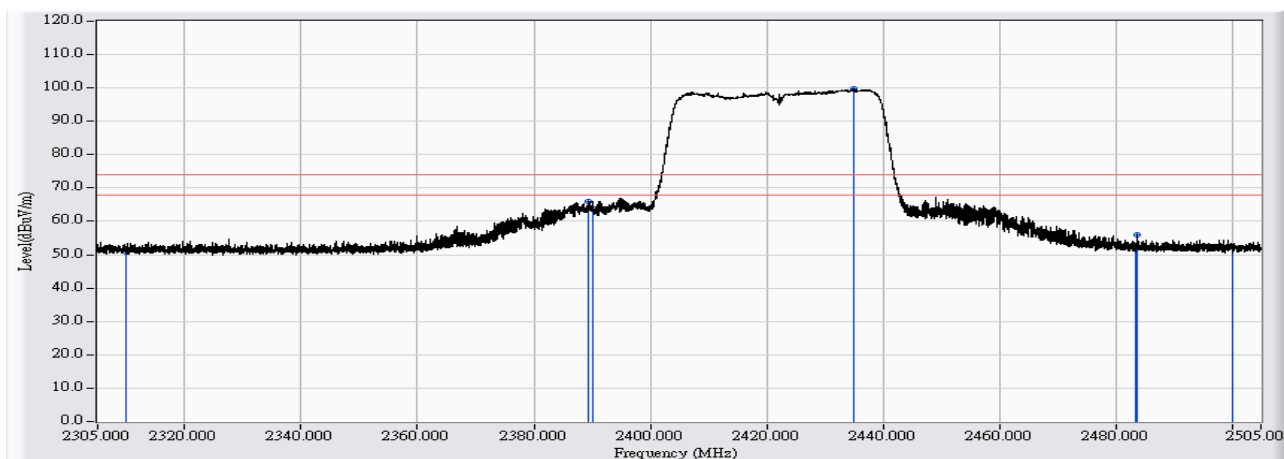


	Frequency (MHz)	Correct Factor (dB)	Reading Level (dBuV)	Measure Level (dBuV/m)	Margin (dB)	Limit (dBuV/m)	Detector Type
1	2310.000	28.366	11.021	39.387	-14.613	54.000	AVERAGE
2	2388.672	28.704	23.057	51.760	-2.240	54.000	AVERAGE
3	2390.000	28.709	23.502	52.211	-1.789	54.000	AVERAGE
4	* 2437.267	28.911	60.259	89.171	35.171	54.000	AVERAGE
5	2483.500	29.110	12.070	41.180	-12.820	54.000	AVERAGE
6	2489.242	29.135	11.947	41.082	-12.918	54.000	AVERAGE
7	2500.000	29.183	11.858	41.040	-12.960	54.000	AVERAGE

Note:

1. All readings above 1GHz are performed with peak and/or average measurements as necessary.
2. Peak measurements: RBW = 1MHz, VBW = 3 MHz, Sweep: Auto.
3. Average measurements: RBW = 1MHz, VBW = 10 Hz, Sweep: Auto.
4. “ * ”, means this data is the worst emission level.
5. Measurement Level = Reading Level + Correct Factor.
6. The average measurement was not performed when the peak measured data under the limit of average detection.

Site : CB1	Time : 2016/02/03 - 11:32
Limit : FCC_SpartC_15.247_H_03M_PK	Margin : 6
Probe : CB1_FCC_EFS_1-18G_H2 - VERTICAL	Power : AC 120 V / 60Hz
EUT : Intelligent 3MP Wireless Cube IPCAM with Temperature & Humidity Sensors	Note : Mode 1: Transmit (Power by Adapter) _802.11n(40M)_2422MHz

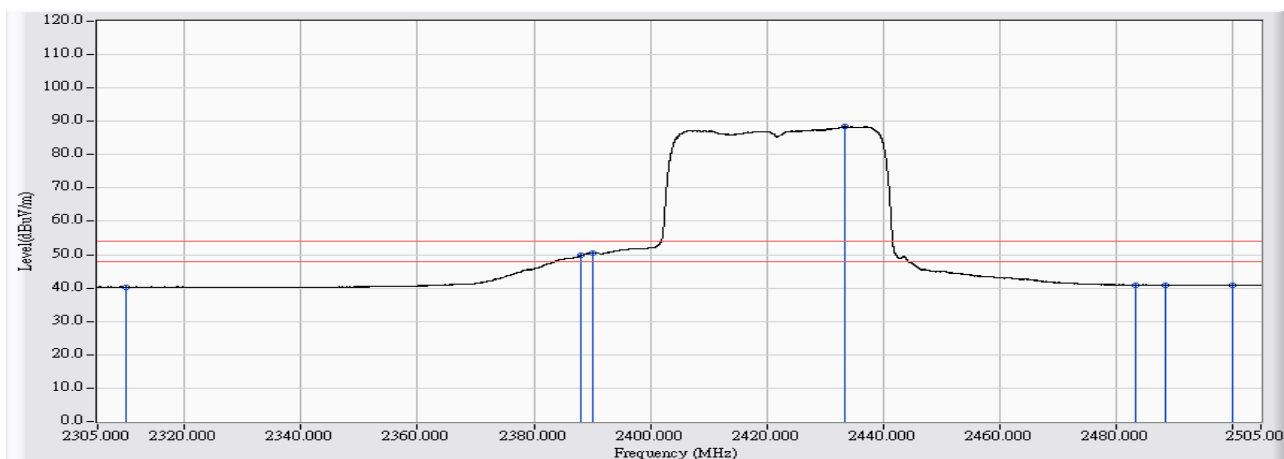


	Frequency (MHz)	Correct Factor (dB)	Reading Level (dBuV)	Measure Level (dBuV/m)	Margin (dB)	Limit (dBuV/m)	Detector Type
1	2310.000	29.201	21.485	50.687	-23.313	74.000	PEAK
2	2389.471	29.156	36.688	65.844	-8.156	74.000	PEAK
3	2390.000	29.155	34.704	63.860	-10.140	74.000	PEAK
4	* 2434.907	29.129	70.629	99.759	25.759	74.000	PEAK
5	2483.500	29.102	23.606	52.708	-21.292	74.000	PEAK
6	2483.762	29.102	26.799	55.900	-18.100	74.000	PEAK
7	2500.000	29.094	23.504	52.598	-21.402	74.000	PEAK

Note:

1. All readings above 1GHz are performed with peak and/or average measurements as necessary.
2. Peak measurements: RBW = 1MHz, VBW = 3 MHz, Sweep: Auto.
3. Average measurements: RBW = 1MHz, VBW = 10 Hz, Sweep: Auto.
4. “ * ”, means this data is the worst emission level.
5. Measurement Level = Reading Level + Correct Factor.
6. The average measurement was not performed when the peak measured data under the limit of average detection.

Site : CB1	Time : 2016/02/03 - 11:33
Limit : FCC_SpartC_15.247_H_03M_AV	Margin : 6
Probe : CB1_FCC_EFS_1-18G_H2 - VERTICAL	Power : AC 120 V / 60Hz
EUT : Intelligent 3MP Wireless Cube IPCAM with Temperature & Humidity Sensors	Note : Mode 1: Transmit (Power by Adapter) _802.11n(40M)_2422MHz

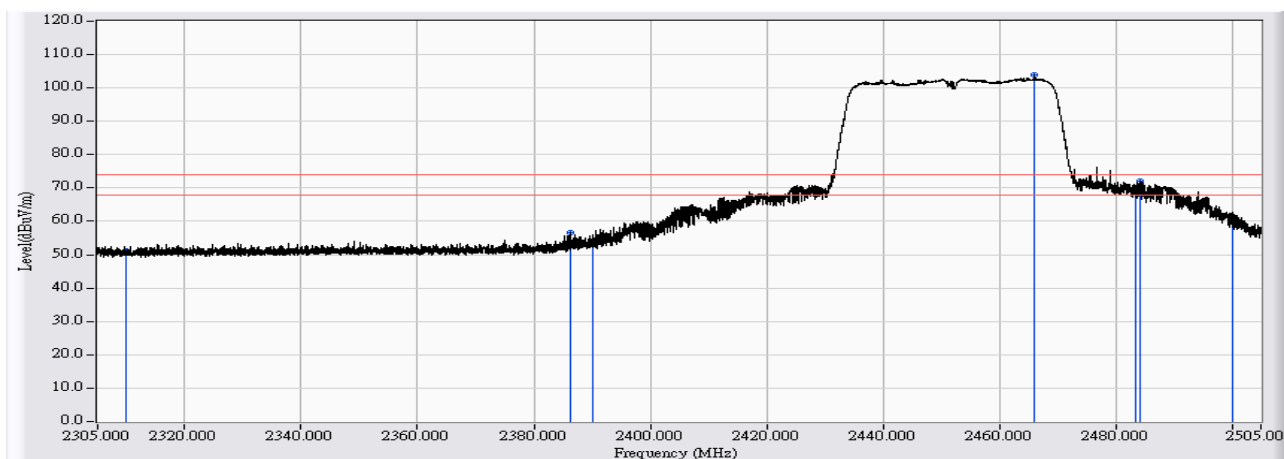


	Frequency (MHz)	Correct Factor (dB)	Reading Level (dBuV)	Measure Level (dBuV/m)	Margin (dB)	Limit (dBuV/m)	Detector Type
1	2310.000	29.201	11.107	40.309	-13.691	54.000	AVERAGE
2	2388.052	29.156	20.600	49.757	-4.243	54.000	AVERAGE
3	2390.000	29.155	21.375	50.531	-3.469	54.000	AVERAGE
4	* 2433.367	29.131	59.239	88.370	34.370	54.000	AVERAGE
5	2483.500	29.102	11.827	40.929	-13.071	54.000	AVERAGE
6	2488.462	29.099	11.763	40.862	-13.138	54.000	AVERAGE
7	2500.000	29.094	11.702	40.796	-13.204	54.000	AVERAGE

Note:

1. All readings above 1GHz are performed with peak and/or average measurements as necessary.
2. Peak measurements: RBW = 1MHz, VBW = 3 MHz, Sweep: Auto.
3. Average measurements: RBW = 1MHz, VBW = 10 Hz, Sweep: Auto.
4. “ * ”, means this data is the worst emission level.
5. Measurement Level = Reading Level + Correct Factor.
6. The average measurement was not performed when the peak measured data under the limit of average detection.

Site : CB1	Time : 2016/02/03 - 11:26
Limit : FCC_SpartC_15.247_H_03M_PK	Margin : 6
Probe : CB1_FCC_EFS_1-18G_H2 - HORIZONTAL	Power : AC 120 V / 60Hz
EUT : Intelligent 3MP Wireless Cube IPCAM with Temperature & Humidity Sensors	Note : Mode 1: Transmit (Power by Adapter) _802.11n(40M)_2452MHz

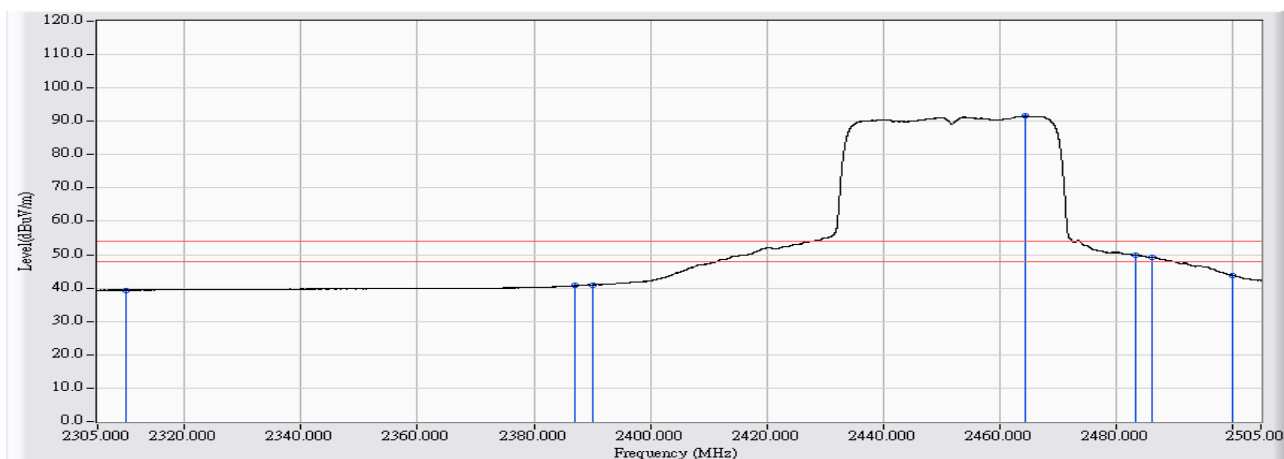


	Frequency (MHz)	Correct Factor (dB)	Reading Level (dBuV)	Measure Level (dBuV/m)	Margin (dB)	Limit (dBuV/m)	Detector Type
1	2310.000	28.366	22.631	50.997	-23.003	74.000	PEAK
2	2386.352	28.694	27.905	56.599	-17.401	74.000	PEAK
3	2390.000	28.709	24.378	53.087	-20.913	74.000	PEAK
4	* 2465.964	29.035	74.728	103.763	29.763	74.000	PEAK
5	2483.500	29.110	41.121	70.231	-3.769	74.000	PEAK
6	2484.242	29.113	42.941	72.054	-1.946	74.000	PEAK
7	2500.000	29.183	31.811	60.993	-13.007	74.000	PEAK

Note:

1. All readings above 1GHz are performed with peak and/or average measurements as necessary.
2. Peak measurements: RBW = 1MHz, VBW = 3 MHz, Sweep: Auto.
3. Average measurements: RBW = 1MHz, VBW = 10 Hz, Sweep: Auto.
4. “ * ”, means this data is the worst emission level.
5. Measurement Level = Reading Level + Correct Factor.
6. The average measurement was not performed when the peak measured data under the limit of average detection.

Site : CB1	Time : 2016/02/03 - 11:25
Limit : FCC_SpartC_15.247_H_03M_AV	Margin : 6
Probe : CB1_FCC_EFS_1-18G_H2 - HORIZONTAL	Power : AC 120 V / 60Hz
EUT : Intelligent 3MP Wireless Cube IPCAM with Temperature & Humidity Sensors	Note : Mode 1: Transmit (Power by Adapter) _802.11n(40M)_2452MHz

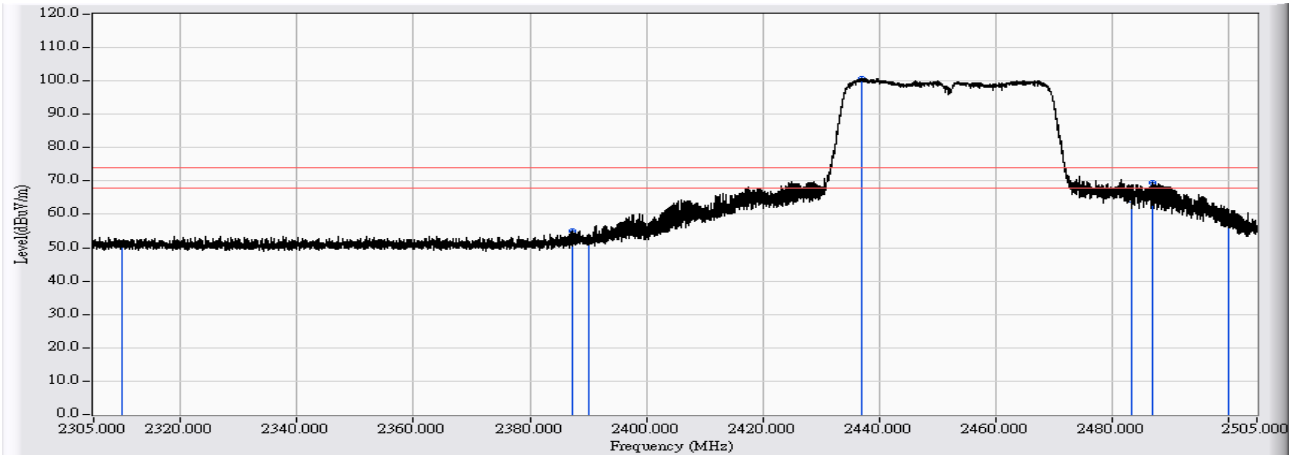


	Frequency (MHz)	Correct Factor (dB)	Reading Level (dBuV)	Measure Level (dBuV/m)	Margin (dB)	Limit (dBuV/m)	Detector Type
1	2310.000	28.366	11.024	39.390	-14.610	54.000	AVERAGE
2	2387.092	28.697	12.069	40.766	-13.234	54.000	AVERAGE
3	2390.000	28.709	12.214	40.923	-13.077	54.000	AVERAGE
4	* 2464.524	29.029	62.528	91.557	37.557	54.000	AVERAGE
5	2483.500	29.110	20.769	49.879	-4.121	54.000	AVERAGE
6	2486.322	29.123	20.138	49.260	-4.740	54.000	AVERAGE
7	2500.000	29.183	14.698	43.880	-10.120	54.000	AVERAGE

Note:

1. All readings above 1GHz are performed with peak and/or average measurements as necessary.
2. Peak measurements: RBW = 1MHz, VBW = 3 MHz, Sweep: Auto.
3. Average measurements: RBW = 1MHz, VBW = 10 Hz, Sweep: Auto.
4. “ * ”, means this data is the worst emission level.
5. Measurement Level = Reading Level + Correct Factor.
6. The average measurement was not performed when the peak measured data under the limit of average detection.

Site : CB1	Time : 2016/02/03 - 11:31
Limit : FCC_SpartC_15.247_H_03M_PK	Margin : 6
Probe : CB1_FCC_EFS_1-18G_H2 - VERTICAL	Power : AC 120 V / 60Hz
EUT : Intelligent 3MP Wireless Cube IPCAM with Temperature & Humidity Sensors	Note : Mode 1: Transmit (Power by Adapter) _802.11n(40M)_2452MHz

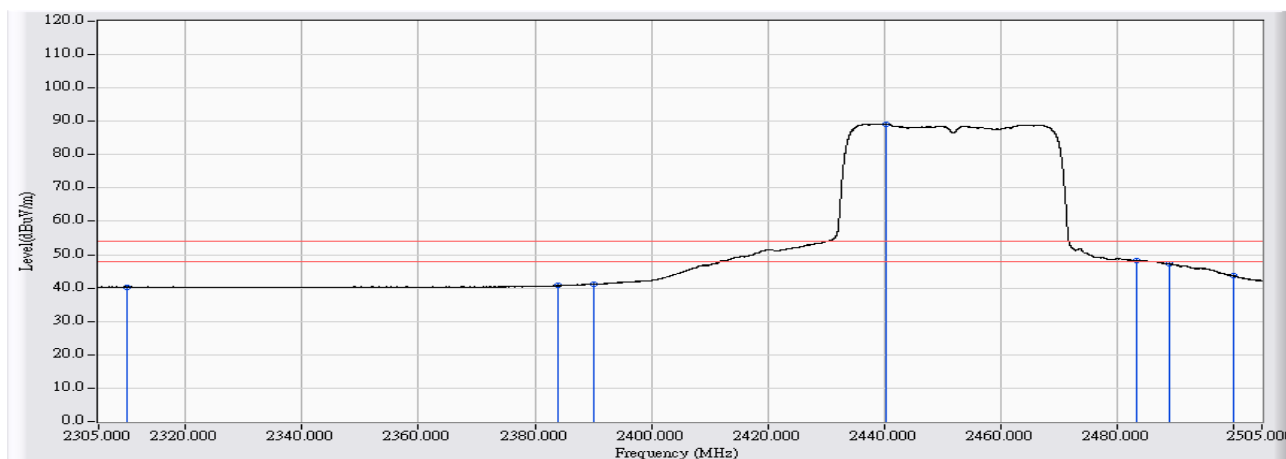


	Frequency (MHz)	Correct Factor (dB)	Reading Level (dBuV)	Measure Level (dBuV/m)	Margin (dB)	Limit (dBuV/m)	Detector Type
1	2310.000	29.201	22.124	51.326	-22.674	74.000	PEAK
2	2387.352	29.157	25.912	55.069	-18.931	74.000	PEAK
3	2390.000	29.155	22.619	51.775	-22.225	74.000	PEAK
4	* 2437.087	29.128	71.645	100.773	26.773	74.000	PEAK
5	2483.500	29.102	35.345	64.447	-9.553	74.000	PEAK
6	2487.002	29.099	40.412	69.512	-4.488	74.000	PEAK
7	2500.000	29.094	28.379	57.473	-16.527	74.000	PEAK

Note:

1. All readings above 1GHz are performed with peak and/or average measurements as necessary.
2. Peak measurements: RBW = 1MHz, VBW = 3 MHz, Sweep: Auto.
3. Average measurements: RBW = 1MHz, VBW = 10 Hz, Sweep: Auto.
4. “ * ”, means this data is the worst emission level.
5. Measurement Level = Reading Level + Correct Factor.
6. The average measurement was not performed when the peak measured data under the limit of average detection.

Site : CB1	Time : 2016/02/03 - 11:29
Limit : FCC_SpartC_15.247_H_03M_AV	Margin : 6
Probe : CB1_FCC_EFS_1-18G_H2 - VERTICAL	Power : AC 120 V / 60Hz
EUT : Intelligent 3MP Wireless Cube IPCAM with Temperature & Humidity Sensors	Note : Mode 1: Transmit (Power by Adapter) _802.11n(40M)_2452MHz



	Frequency (MHz)	Correct Factor (dB)	Reading Level (dBuV)	Measure Level (dBuV/m)	Margin (dB)	Limit (dBuV/m)	Detector Type
1	2310.000	29.201	11.148	40.350	-13.650	54.000	AVERAGE
2	2383.852	29.159	11.607	40.766	-13.234	54.000	AVERAGE
3	2390.000	29.155	12.011	41.167	-12.833	54.000	AVERAGE
4	* 2440.266	29.126	60.089	89.216	35.216	54.000	AVERAGE
5	2483.500	29.102	19.149	48.251	-5.749	54.000	AVERAGE
6	2489.002	29.099	18.156	47.254	-6.746	54.000	AVERAGE
7	2500.000	29.094	14.581	43.675	-10.325	54.000	AVERAGE

Note:

1. All readings above 1GHz are performed with peak and/or average measurements as necessary.
2. Peak measurements: RBW = 1MHz, VBW = 3 MHz, Sweep: Auto.
3. Average measurements: RBW = 1MHz, VBW = 10 Hz, Sweep: Auto.
4. “ * ”, means this data is the worst emission level.
5. Measurement Level = Reading Level + Correct Factor.
6. The average measurement was not performed when the peak measured data under the limit of average detection.

7. DTS Occupied Bandwidth

7.1. Test Equipment

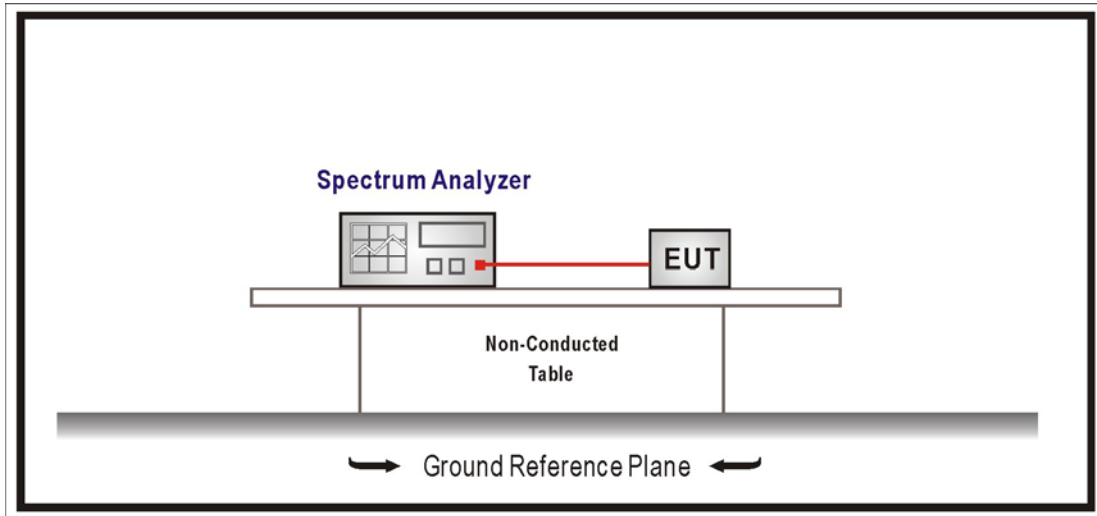
The following test equipments are used during the test:

DTS Occupied Bandwidth / SR7

Instrument	Manufacturer	Model No.	Serial No	Next Cal. Date
Spectrum Analyzer	Agilent	N9010A-EXA	US47140172	2016/08/23

Note: All equipments that need to calibrate are with calibration period of 1 year.

7.2. Test Setup



7.3. Test Procedures

The EUT was setup according to ANSI C63.10:2013; tested procedure section 8.1 of KDB558074 for compliance to FCC 47CFR 15.247 requirements. Set RBW = 100KHz, Set the VBW $\geq 3 \times$ RBW, Sweep Time=Auto, Set Peak Detector.

7.4. Limits

The 6 dB bandwidth must be greater than 500 kHz.

7.5. Test Specification

According to FCC Part 15 Subpart C Paragraph 15.247: 2014

7.6. Uncertainty

The measurement uncertainty is defined as ± 150 Hz

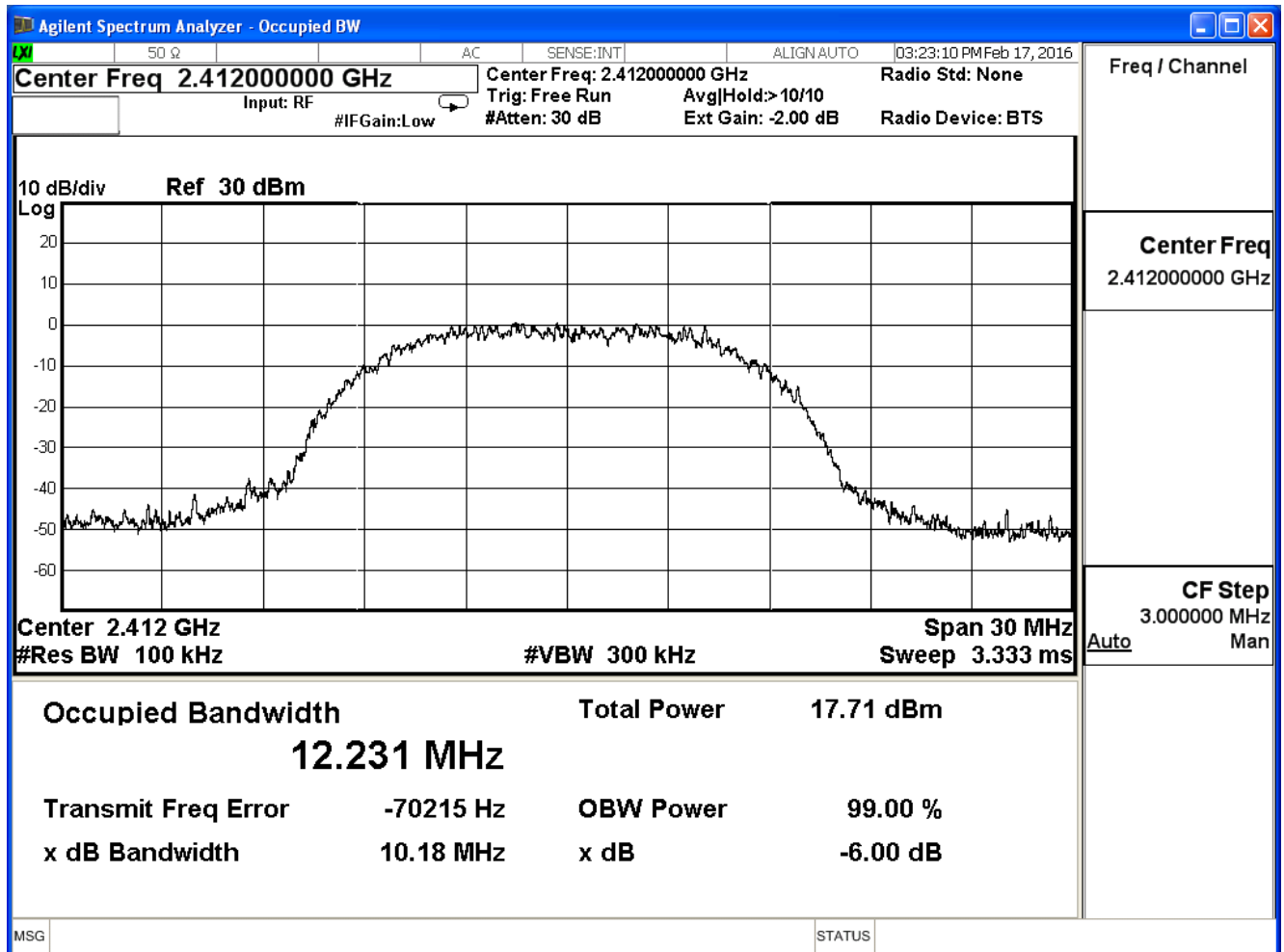
7.7. Test Result

Product	Intelligent 3MP Wireless Cube IPCAM with Temperature & Humidity Sensors		
Test Item	DTS Occupied Bandwidth		
Test Mode	Mode 1: Transmit (Power by Adapter)		
Date of Test	2016/02/17	Test Site	SR7

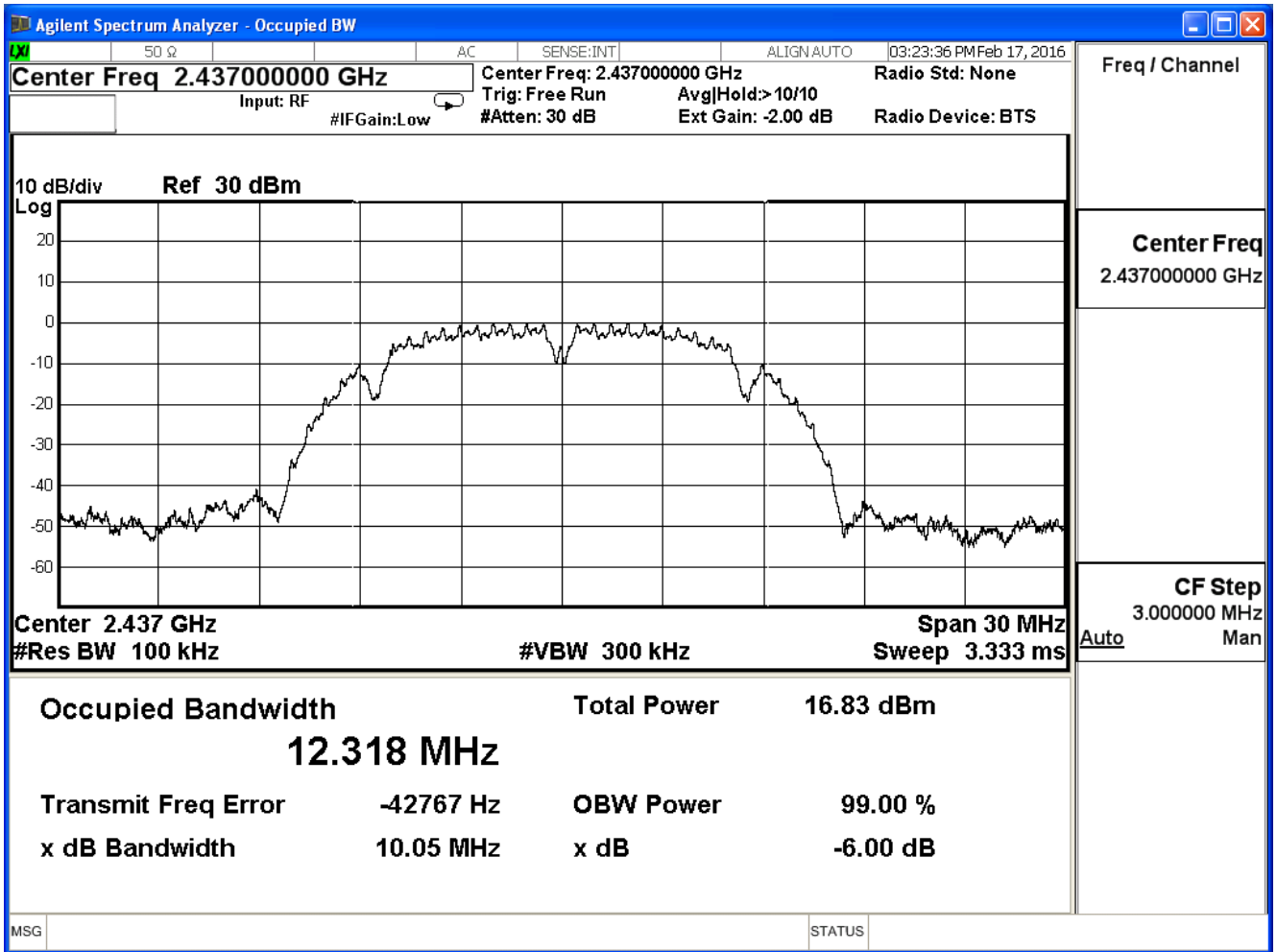
IEEE 802.11b (ANT 0)

Channel No.	Frequency (MHz)	Measurement Level (MHz)	Required Limit (MHz)	Result
1	2412	10.18	≥ 0.5	Pass
6	2437	10.05	≥ 0.5	Pass
11	2462	10.08	≥ 0.5	Pass

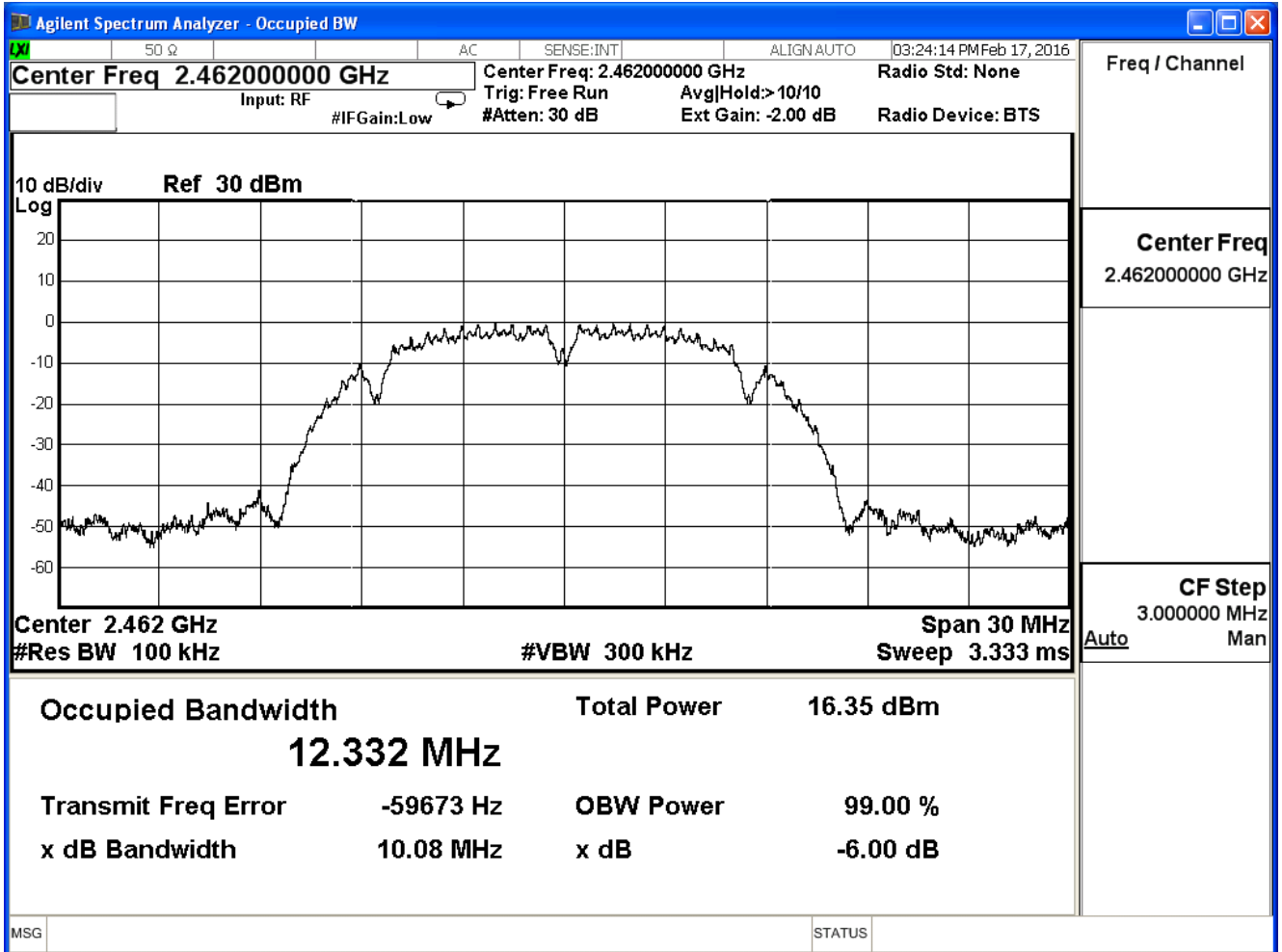
Channel 1 (2412MHz)



Channel 6 (2437MHz)



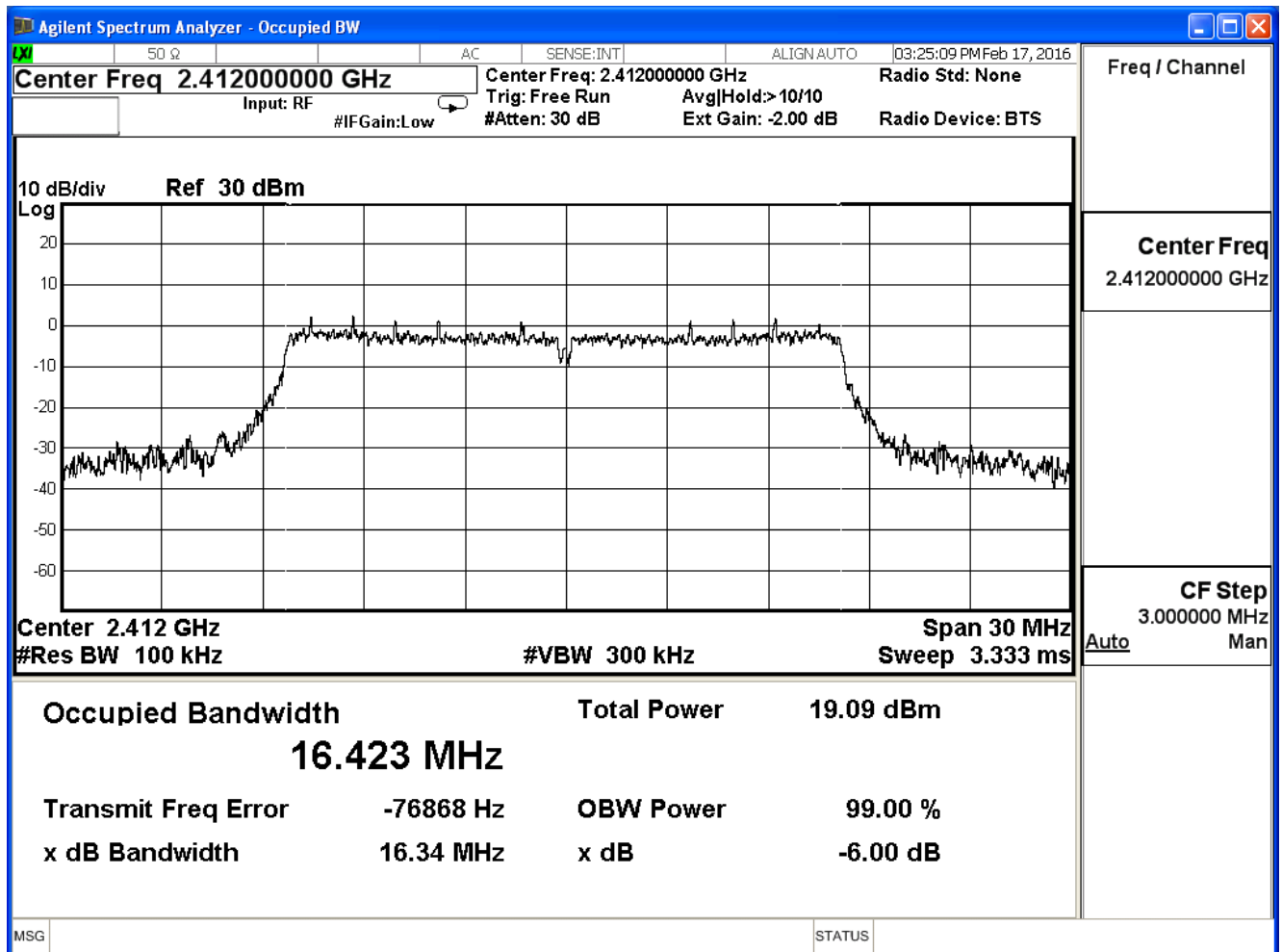
Channel 11 (2462MHz)



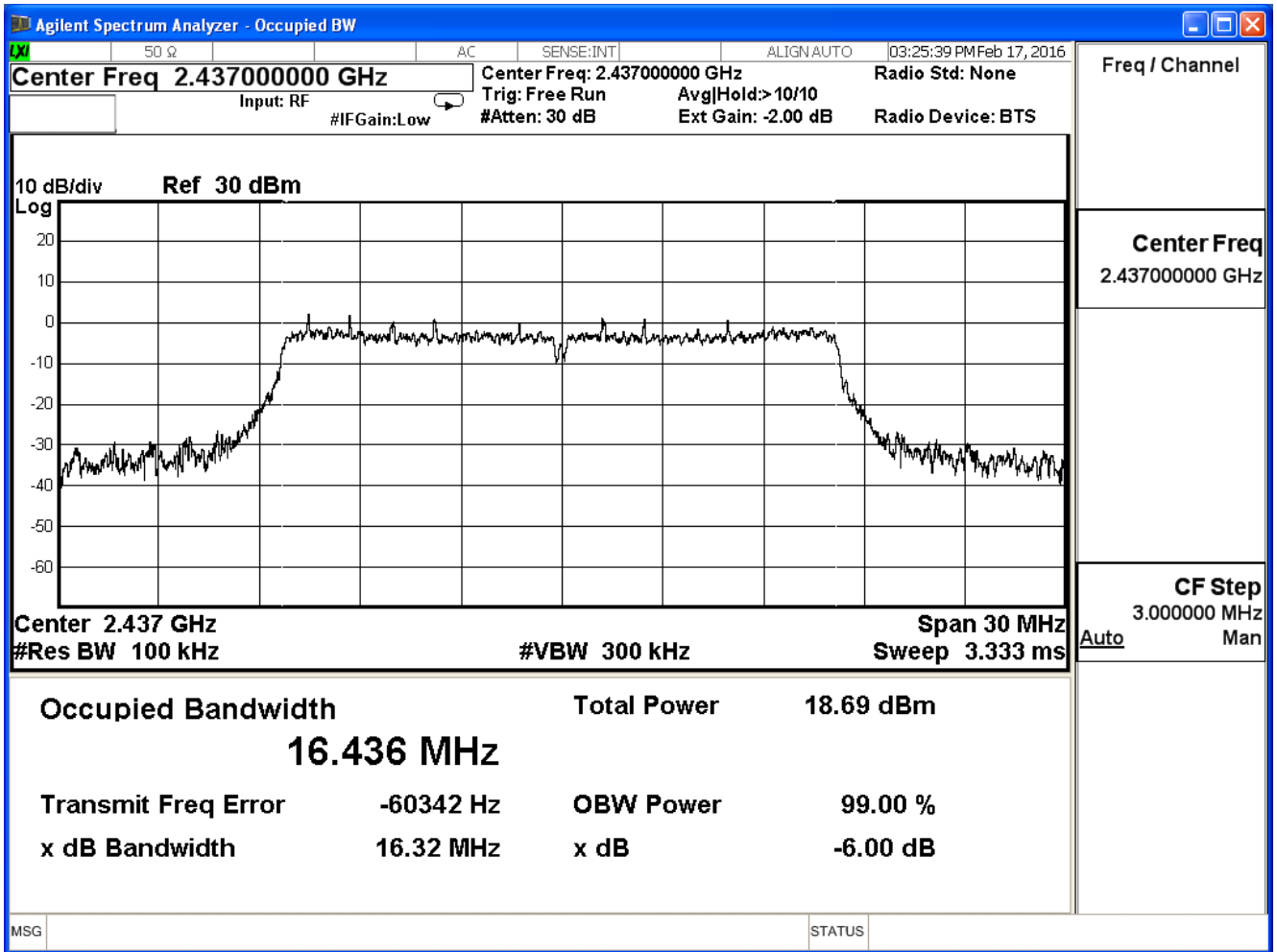
Product	Intelligent 3MP Wireless Cube IPCAM with Temperature & Humidity Sensors		
Test Item	DTS Occupied Bandwidth		
Test Mode	Mode 1: Transmit (Power by Adapter)		
Date of Test	2016/02/17	Test Site	SR7

IEEE 802.11g (ANT 0)				
Channel No.	Frequency (MHz)	Measurement Level (MHz)	Required Limit (MHz)	Result
1	2412	16.34	≥ 0.5	Pass
6	2437	16.32	≥ 0.5	Pass
11	2462	16.34	≥ 0.5	Pass

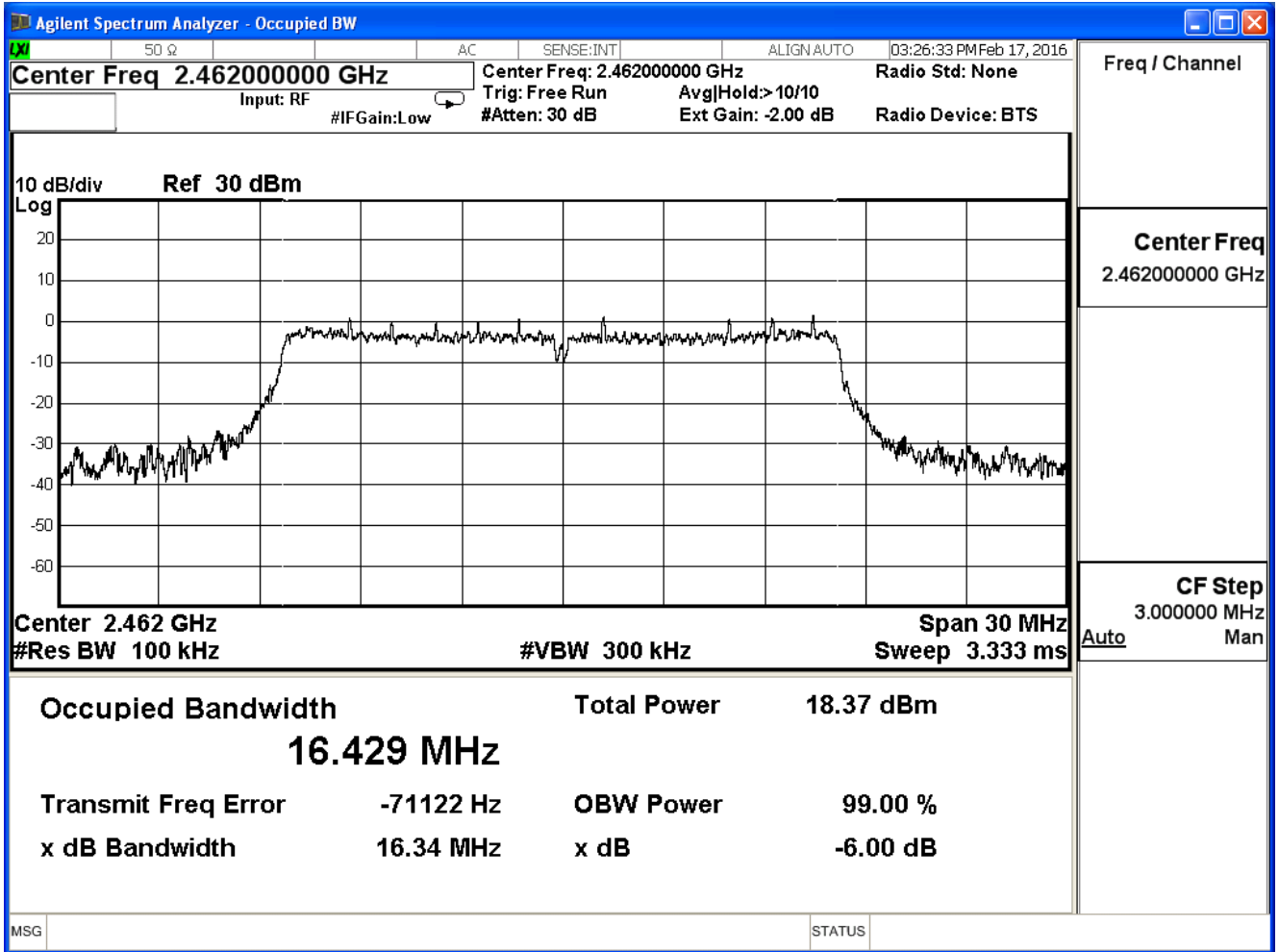
Channel 1 (2412MHz)



Channel 6 (2437MHz)



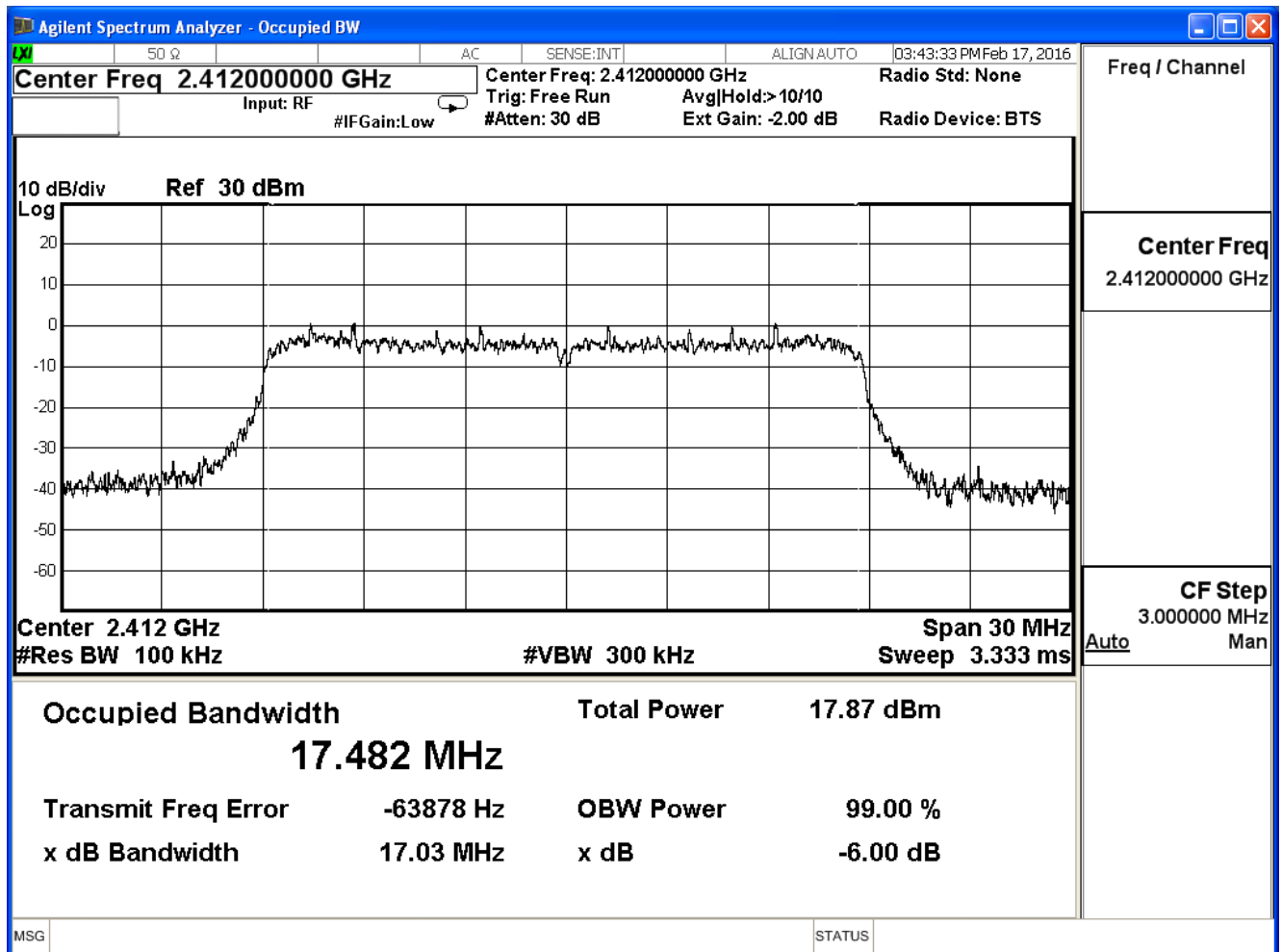
Channel 11 (2462MHz)



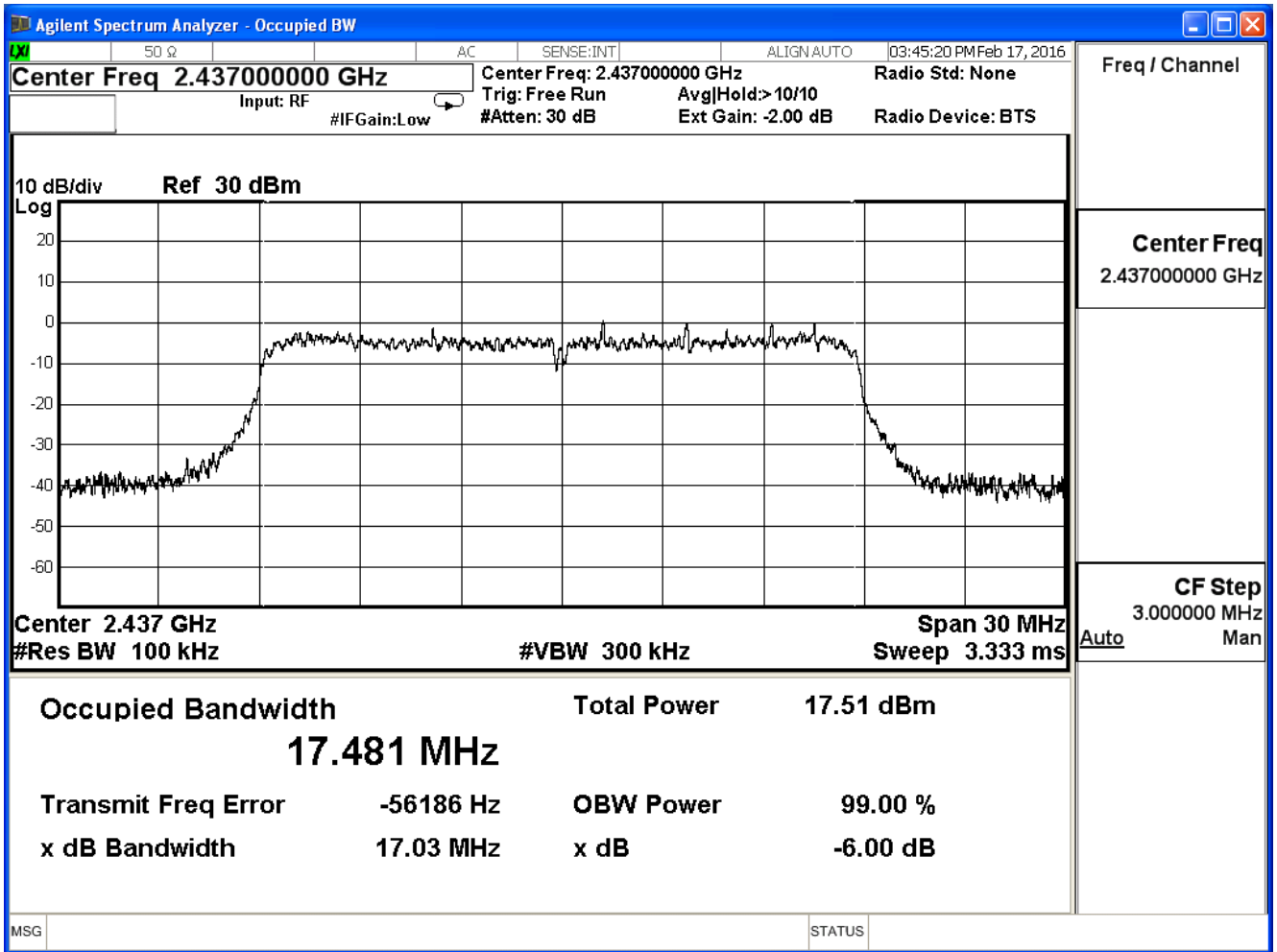
Product	Intelligent 3MP Wireless Cube IPCAM with Temperature & Humidity Sensors		
Test Item	DTS Occupied Bandwidth		
Test Mode	Mode 1: Transmit (Power by Adapter)		
Date of Test	2016/02/17	Test Site	SR7

IEEE 802.11n (20MHz) (ANT 0)				
Channel No.	Frequency (MHz)	Measurement Level (MHz)	Required Limit (MHz)	Result
1	2412	17.03	≥ 0.5	Pass
6	2437	17.03	≥ 0.5	Pass
11	2462	16.94	≥ 0.5	Pass

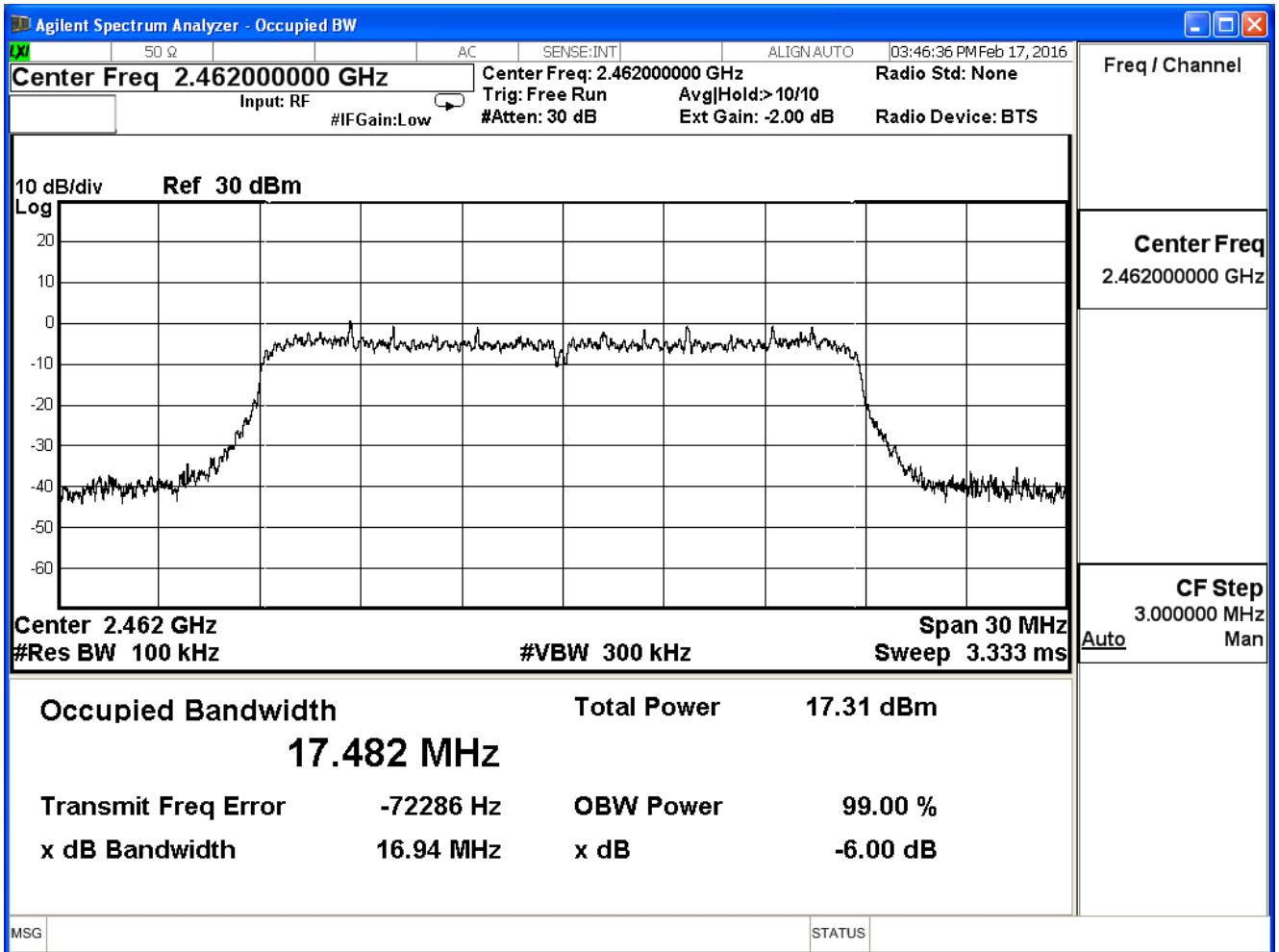
Channel 1 (2412MHz)



Channel 6 (2437MHz)



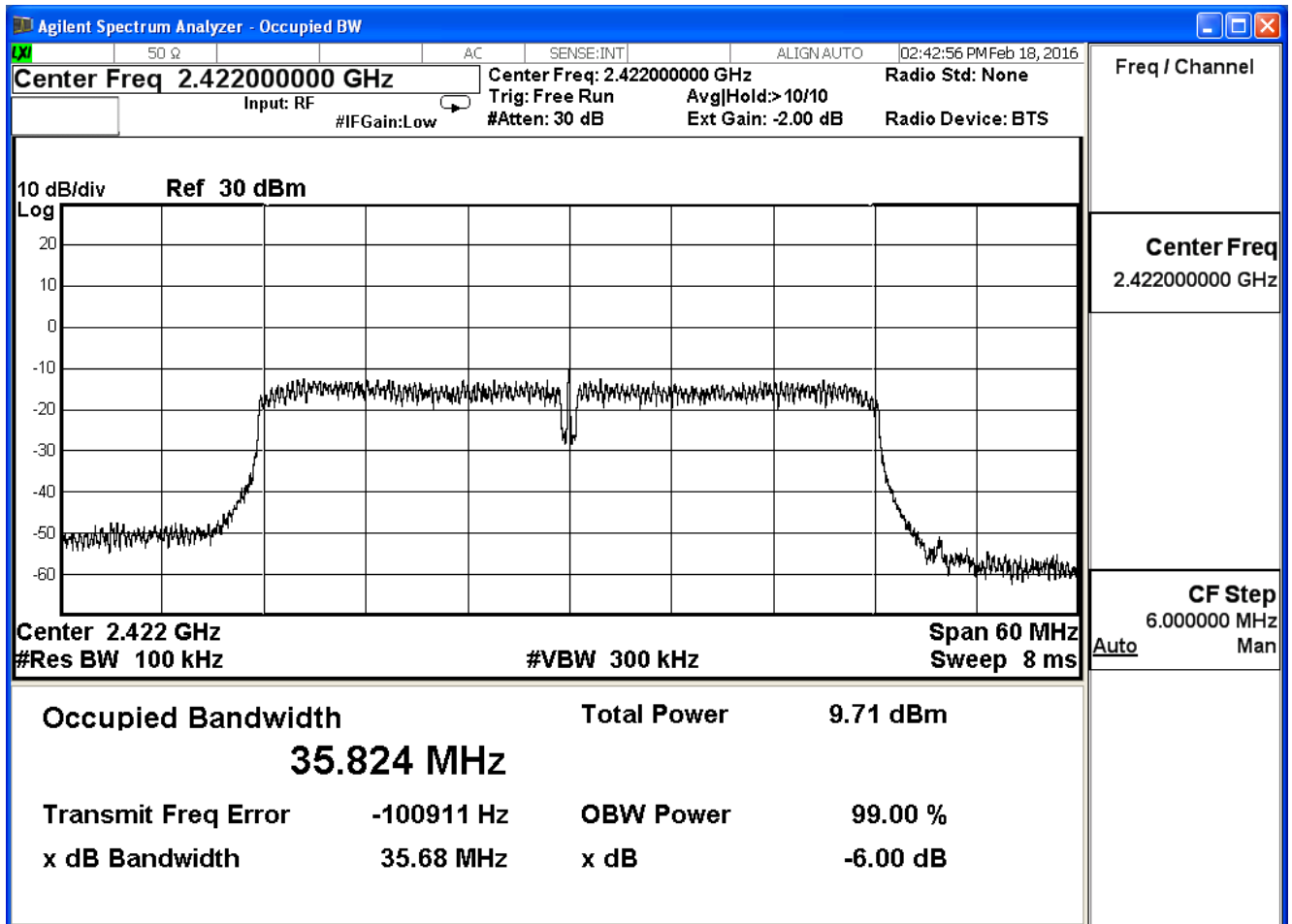
Channel 11 (2462MHz)



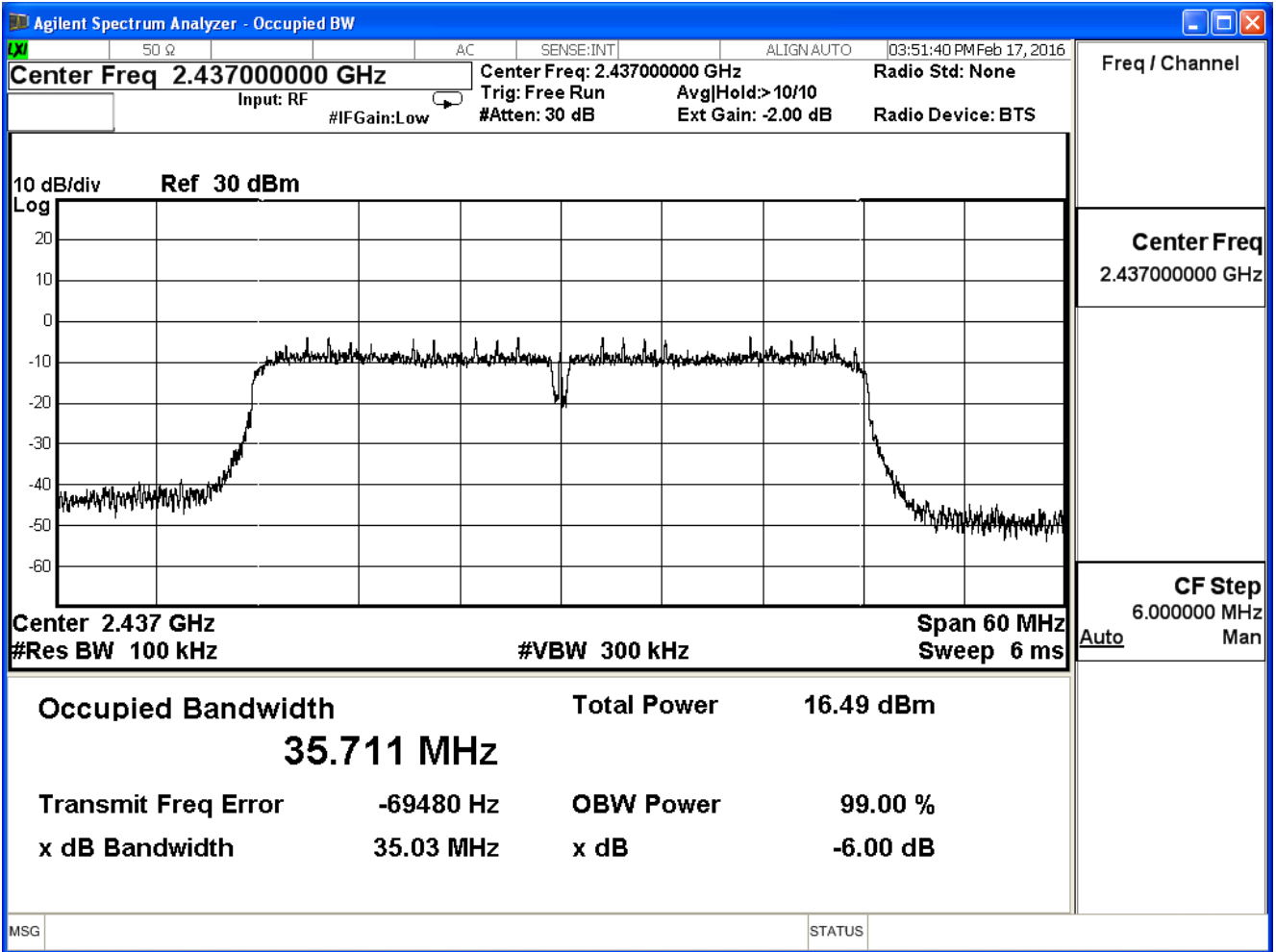
Product	Intelligent 3MP Wireless Cube IPCAM with Temperature & Humidity Sensors		
Test Item	DTS Occupied Bandwidth		
Test Mode	Mode 1: Transmit (Power by Adapter)		
Date of Test	2016/02/17	Test Site	SR7

IEEE 802.11n (40MHz) (ANT 0)				
Channel No.	Frequency (MHz)	Measurement Level (MHz)	Required Limit (MHz)	Result
3	2422	35.68	≥ 0.5	Pass
6	2437	35.03	≥ 0.5	Pass
9	2452	35.09	≥ 0.5	Pass

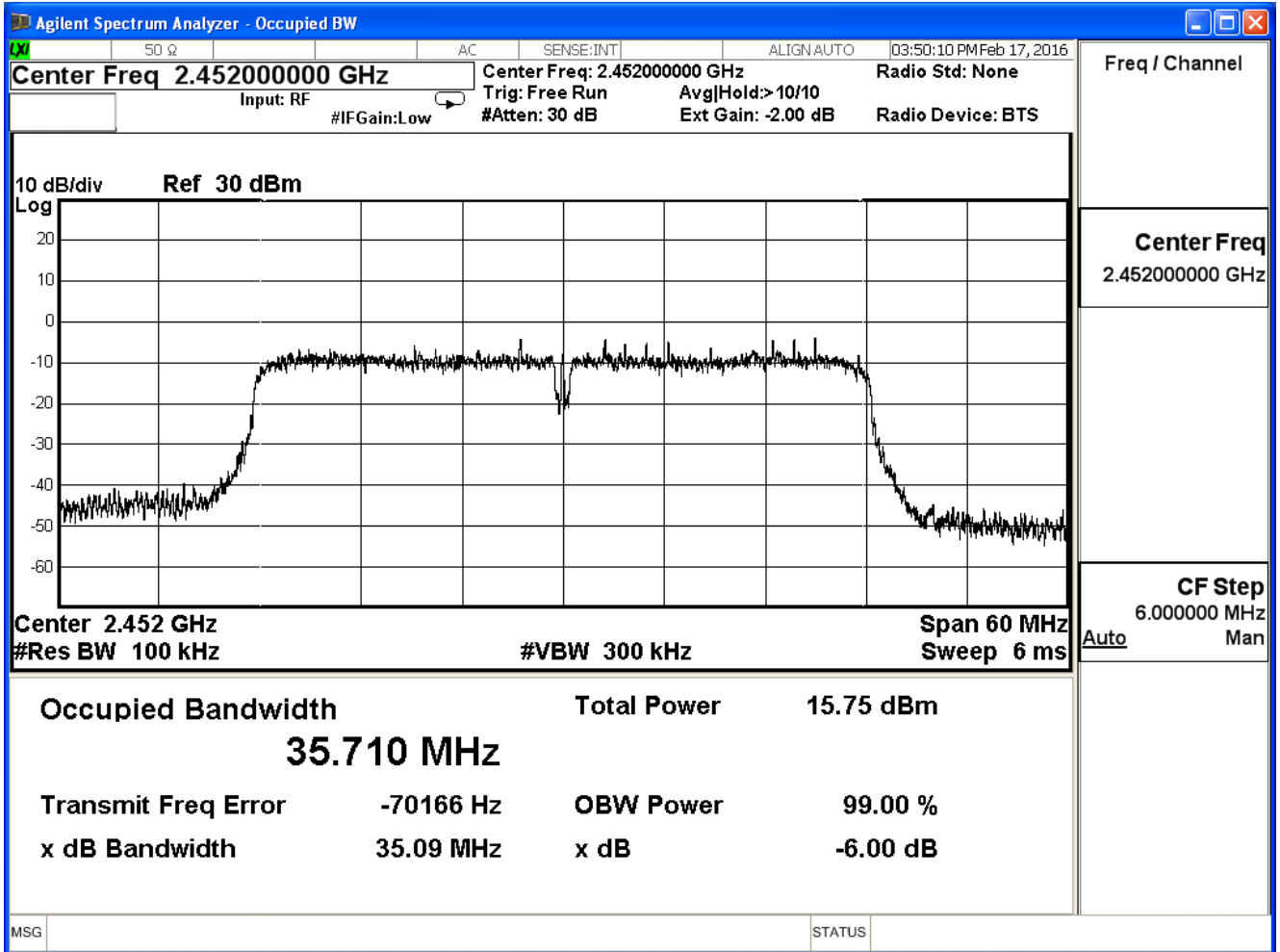
Channel 3 (2422MHz)



Channel 6 (2437MHz)



Channel 9 (2452MHz)



8. Power Density

8.1. Test Equipment

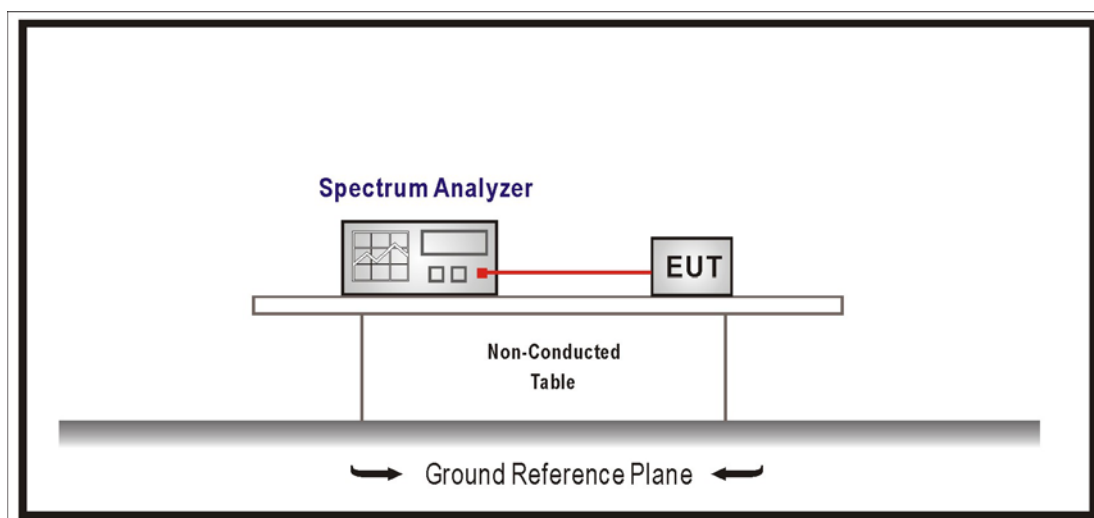
The following test equipment is used during the test:

Power Density / SR7

Instrument	Manufacturer	Model No.	Serial No	Next Cal. Date
Spectrum Analyzer	Agilent	N9010A-EXA	US47140172	2016/08/23

Note: 1. All equipments that need to calibrate are with calibration period of 1 year.

8.2. Test Setup



8.3. Limits

The peak power spectral density conducted from the intentional radiated to the antenna shall not be greater than +8dBm in any 3kHz band during any time interval of continuous transmission.

8.4. Test Procedures

The EUT was setup according to ANSI C63.10:2013; tested according to DTS test procedure section 10.2 of KDB558074 for compliance to FCC 47CFR 15.247 requirements. Set 3KHz \leq RBW \leq 100 kHz, Set VBW \geq 3xRBW, Sweep time=Auto, Set Peak detector; The tested according to section E)c) of KDB662911 v02v01.

8.5. Test Specification

According to FCC Part 15 Subpart C Paragraph 15.247: 2014

8.6. Uncertainty

The measurement uncertainty is defined as ± 1.27 dB.

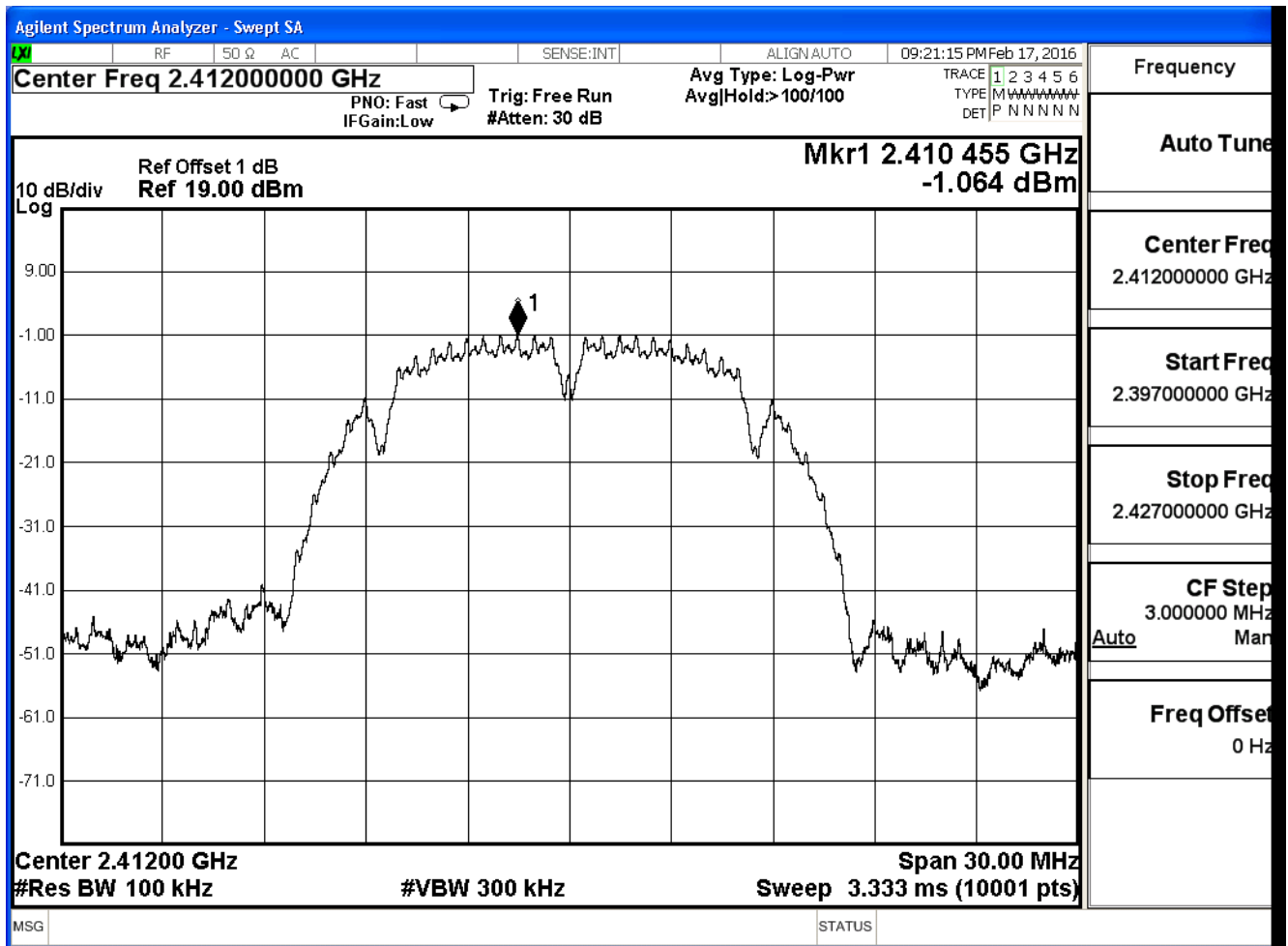
8.7. Test Result

Product	Intelligent 3MP Wireless Cube IPCAM with Temperature & Humidity Sensors		
Test Item	Power Density		
Test Mode	Mode 1: Transmit (Power by Adapter)		
Date of Test	2016/02/17	Test Site	SR7

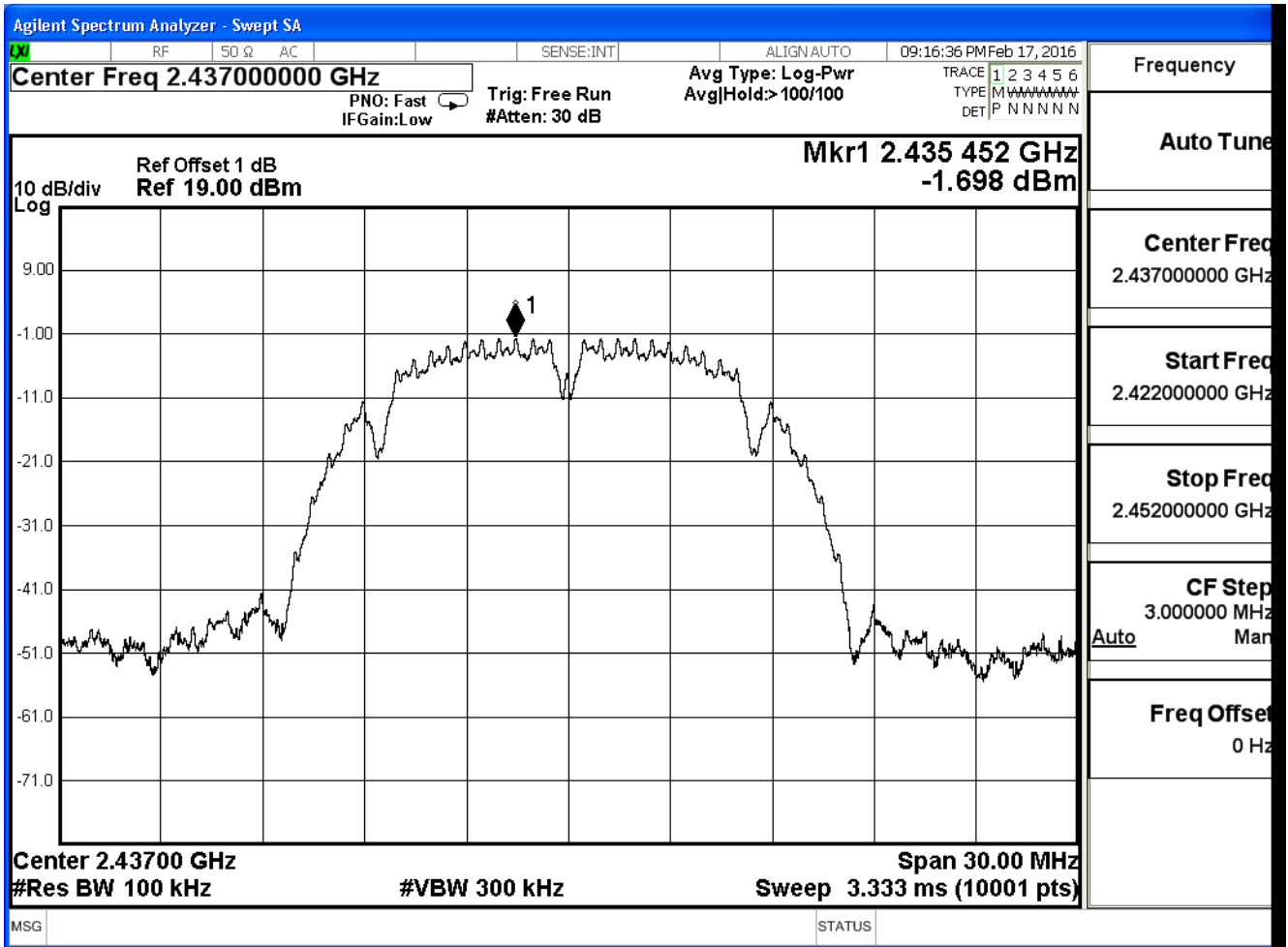
IEEE 802.11b

Channel No.	Frequency (MHz)	Measure Level(dBm)	Limit (dBm)
1	2412	-1.064	≤ 8
6	2437	-1.698	≤ 8
11	2462	-0.878	≤ 8

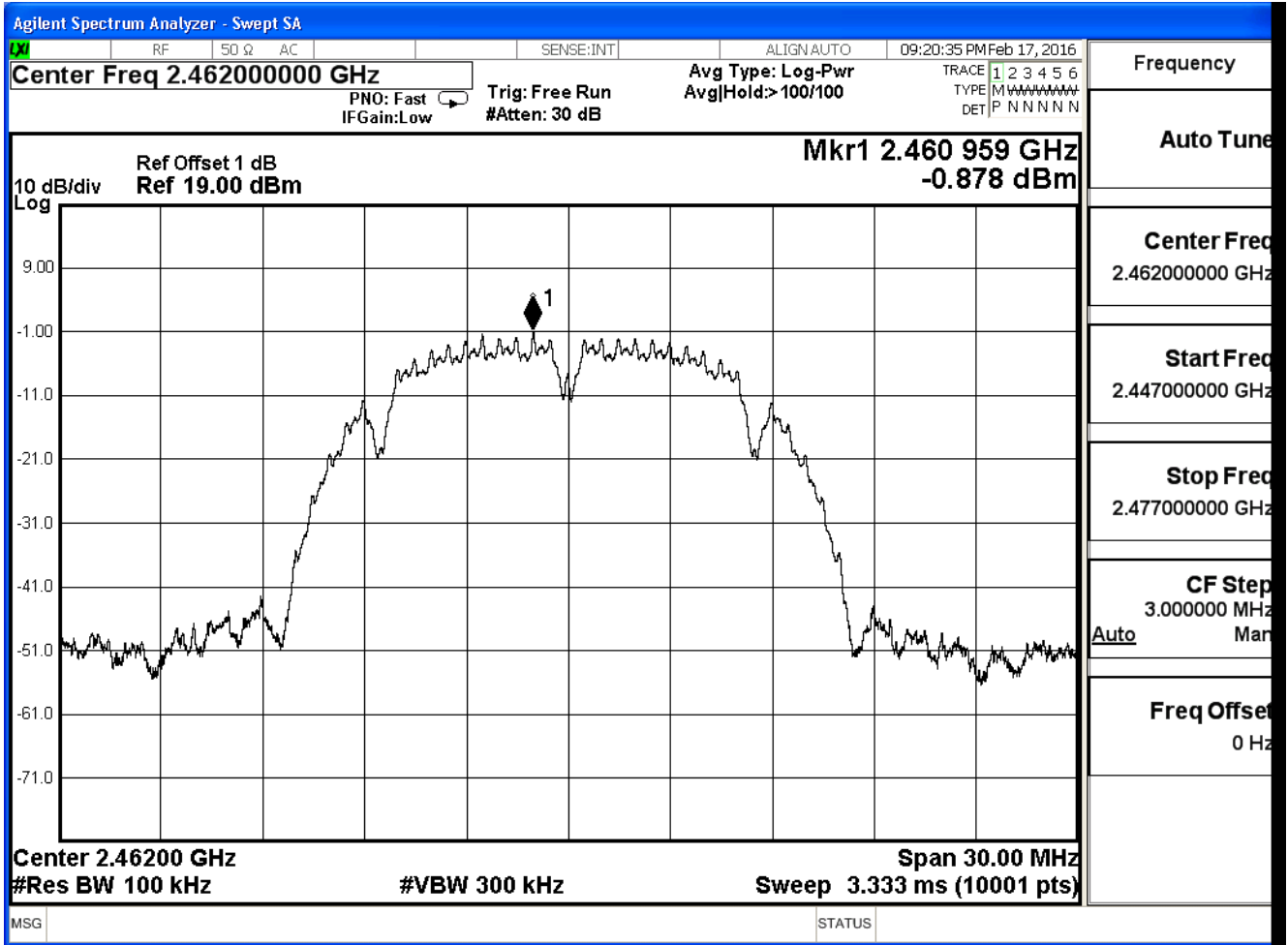
Channel 1 (2412MHz)



Channel 6 (2437MHz)



Channel 11 (2462MHz)

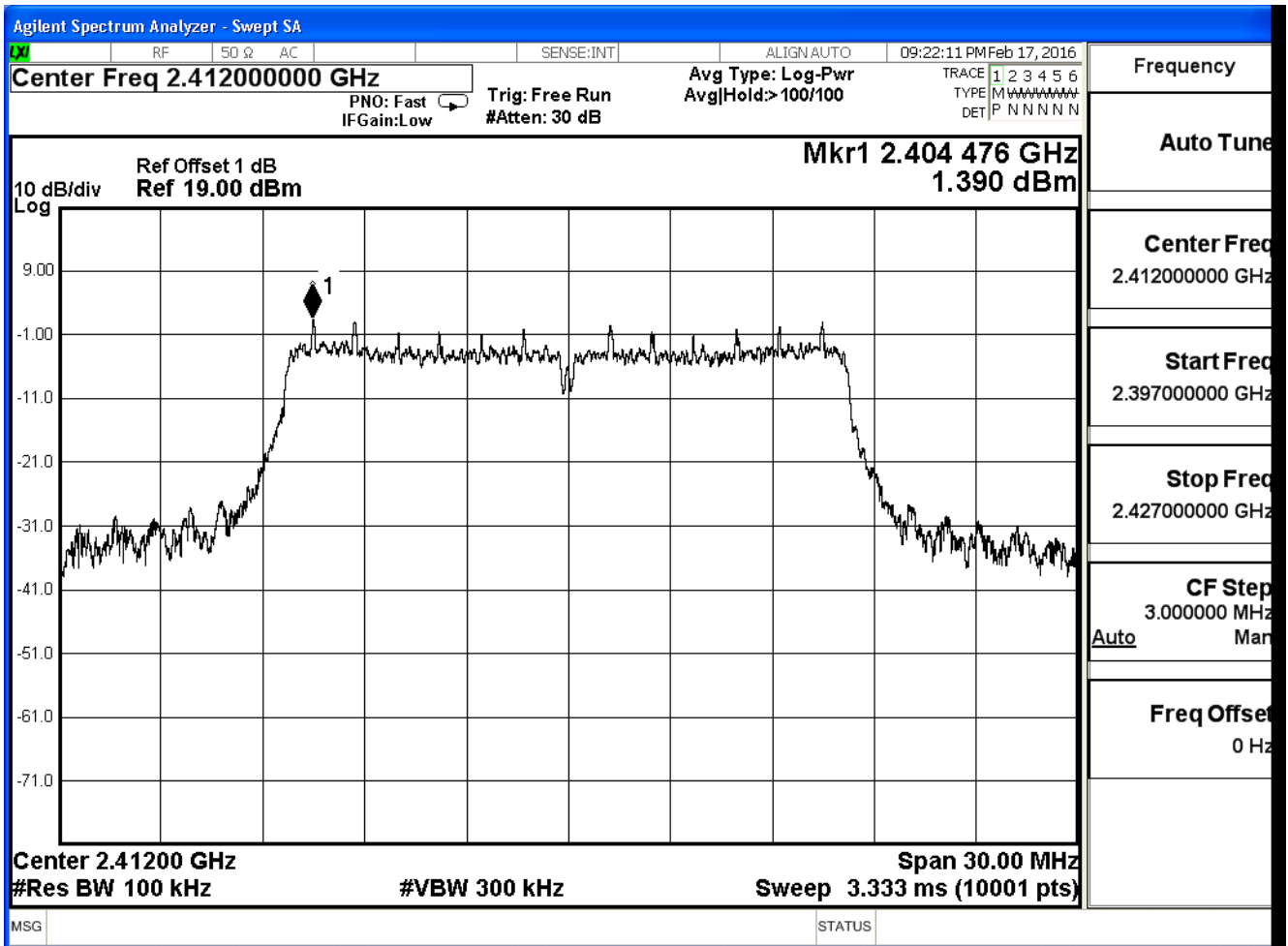


Product	Intelligent 3MP Wireless Cube IPCAM with Temperature & Humidity Sensors		
Test Item	Power Density		
Test Mode	Mode 1: Transmit (Power by Adapter)		
Date of Test	2016/02/17	Test Site	SR7

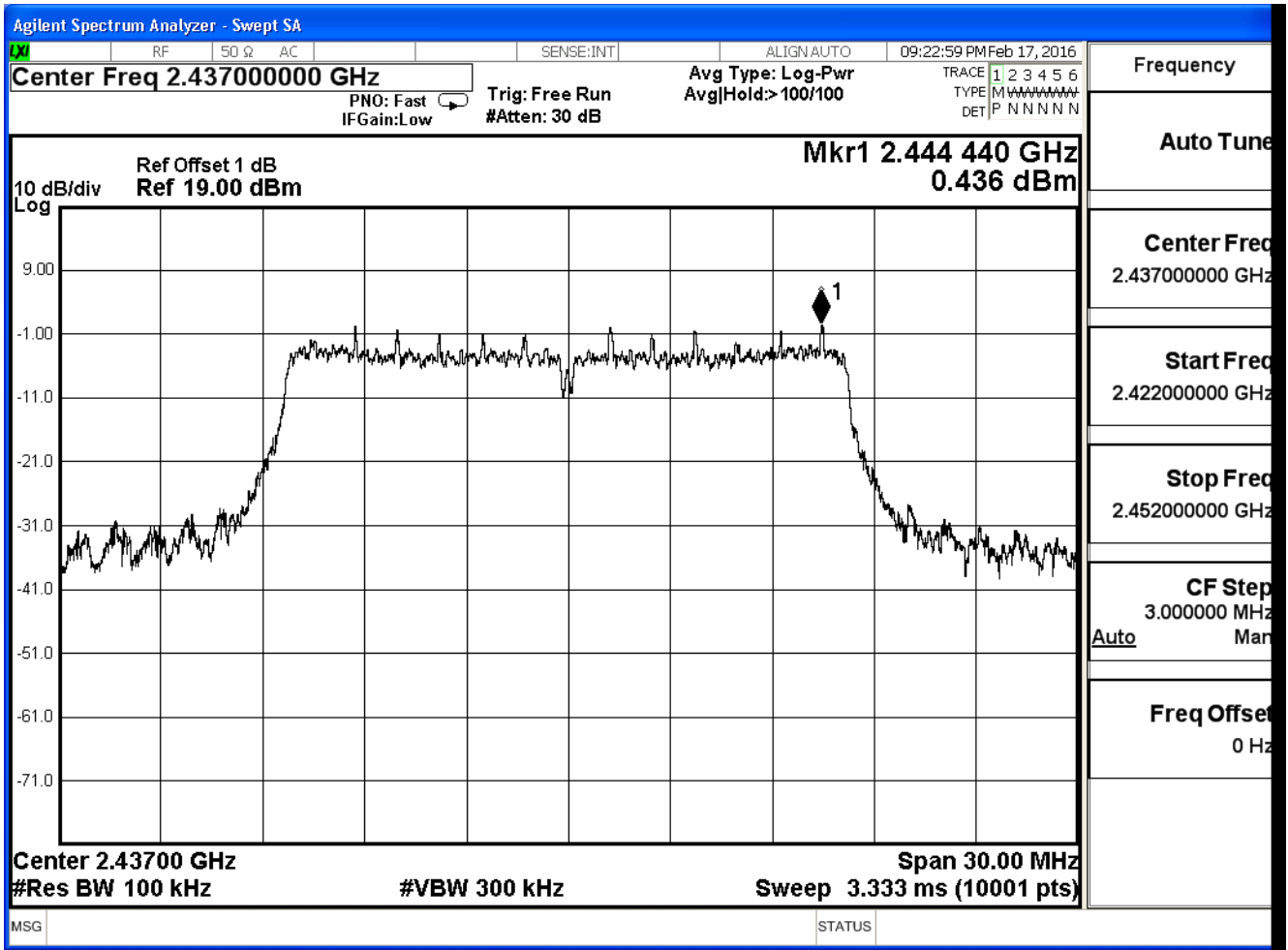
IEEE 802.11g

Channel No.	Frequency (MHz)	Measure Level(dBm)	Limit (dBm)
1	2412	1.390	≤ 8
6	2437	0.436	≤ 8
11	2462	0.352	≤ 8

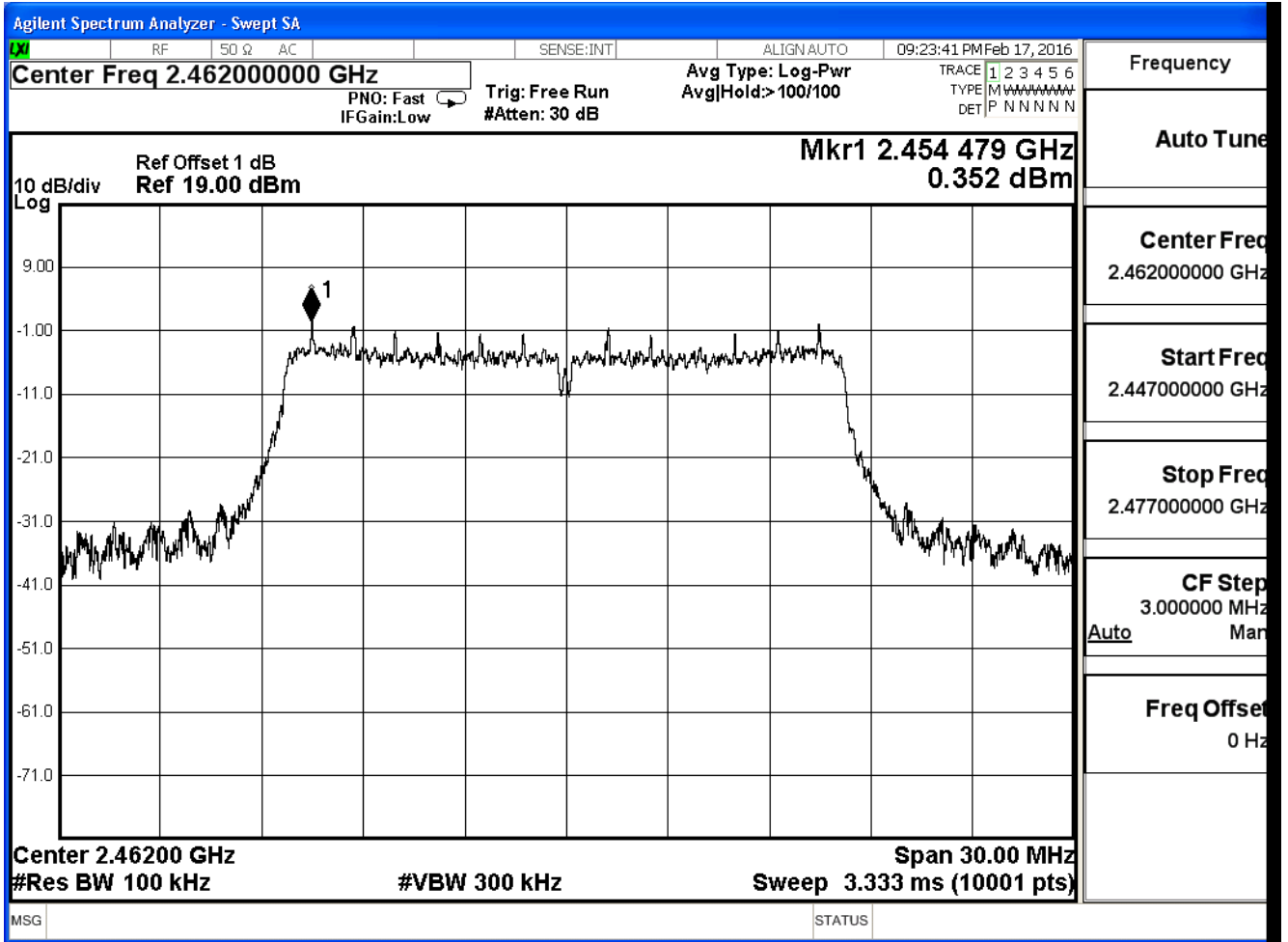
Channel 1 (2412MHz)



Channel 6 (2437MHz)



Channel 11 (2462MHz)

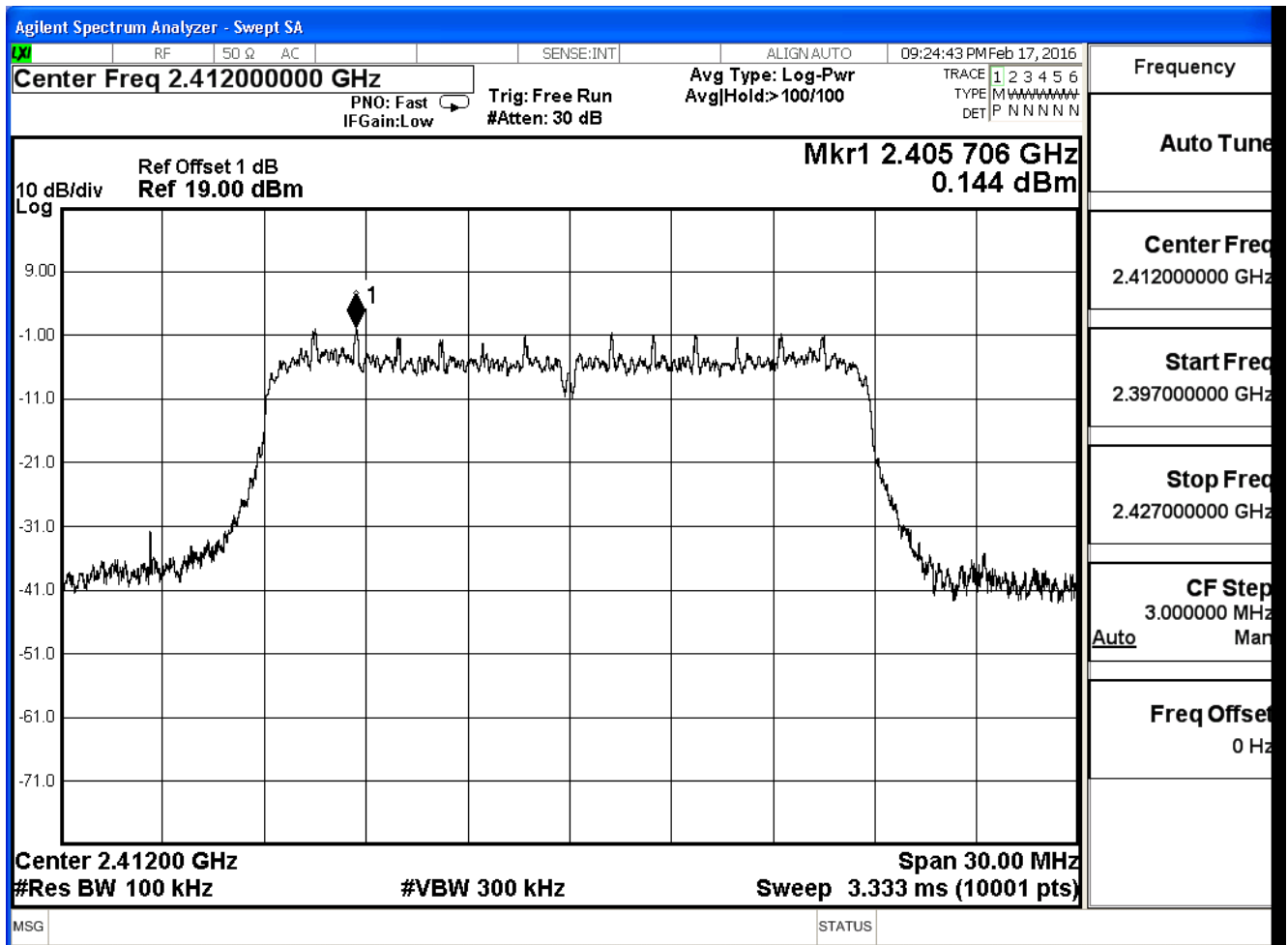


Product	Intelligent 3MP Wireless Cube IPCAM with Temperature & Humidity Sensors		
Test Item	Power Density		
Test Mode	Mode 1: Transmit (Power by Adapter)		
Date of Test	2016/02/17	Test Site	SR7

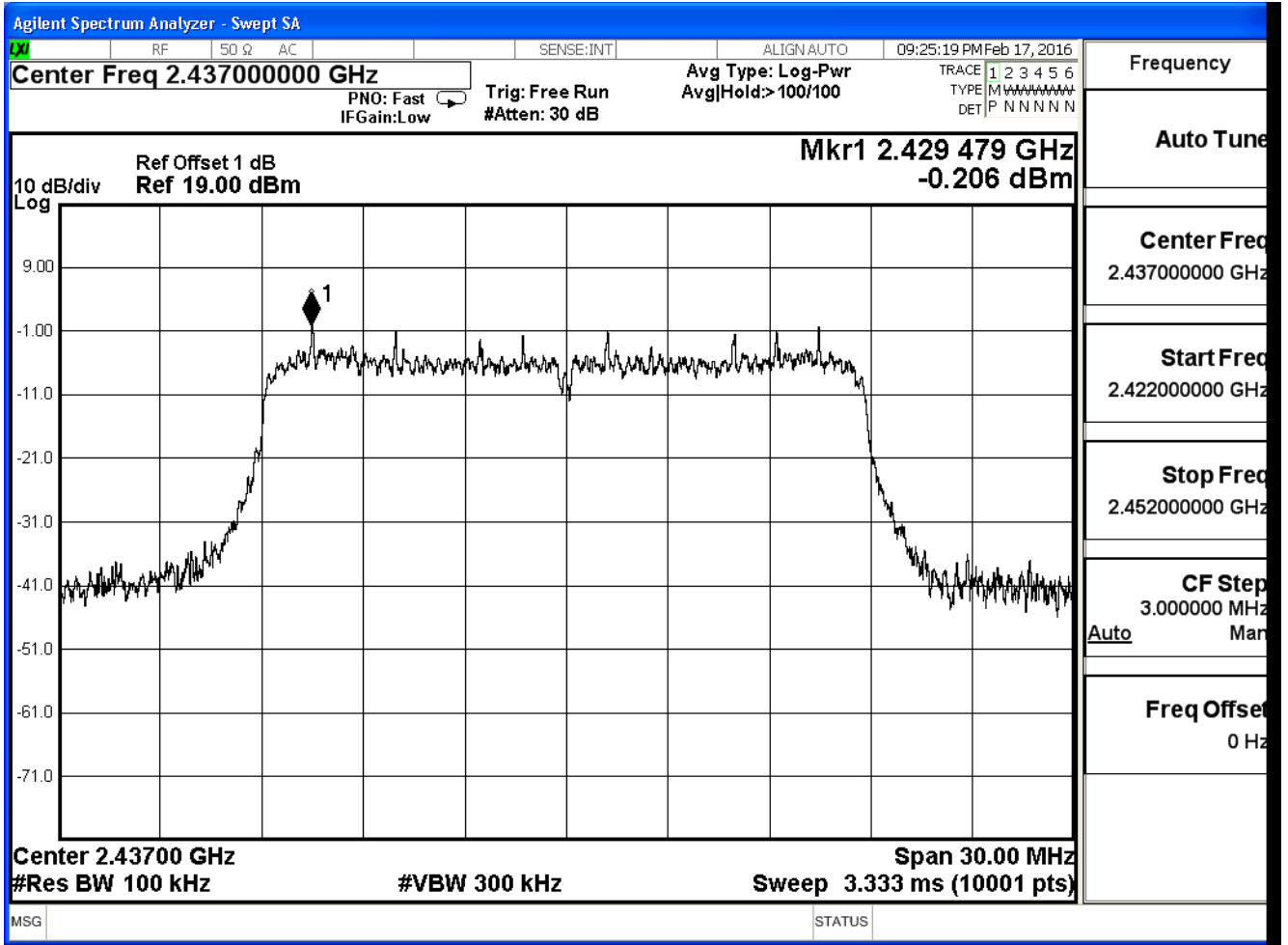
IEEE 802.11n(20M) ANT.0

Channel No.	Frequency (MHz)	Measure Level(dBm)	Limit (dBm)
1	2412	0.144	≤ 8
6	2437	-0.206	≤ 8
11	2462	-0.958	≤ 8

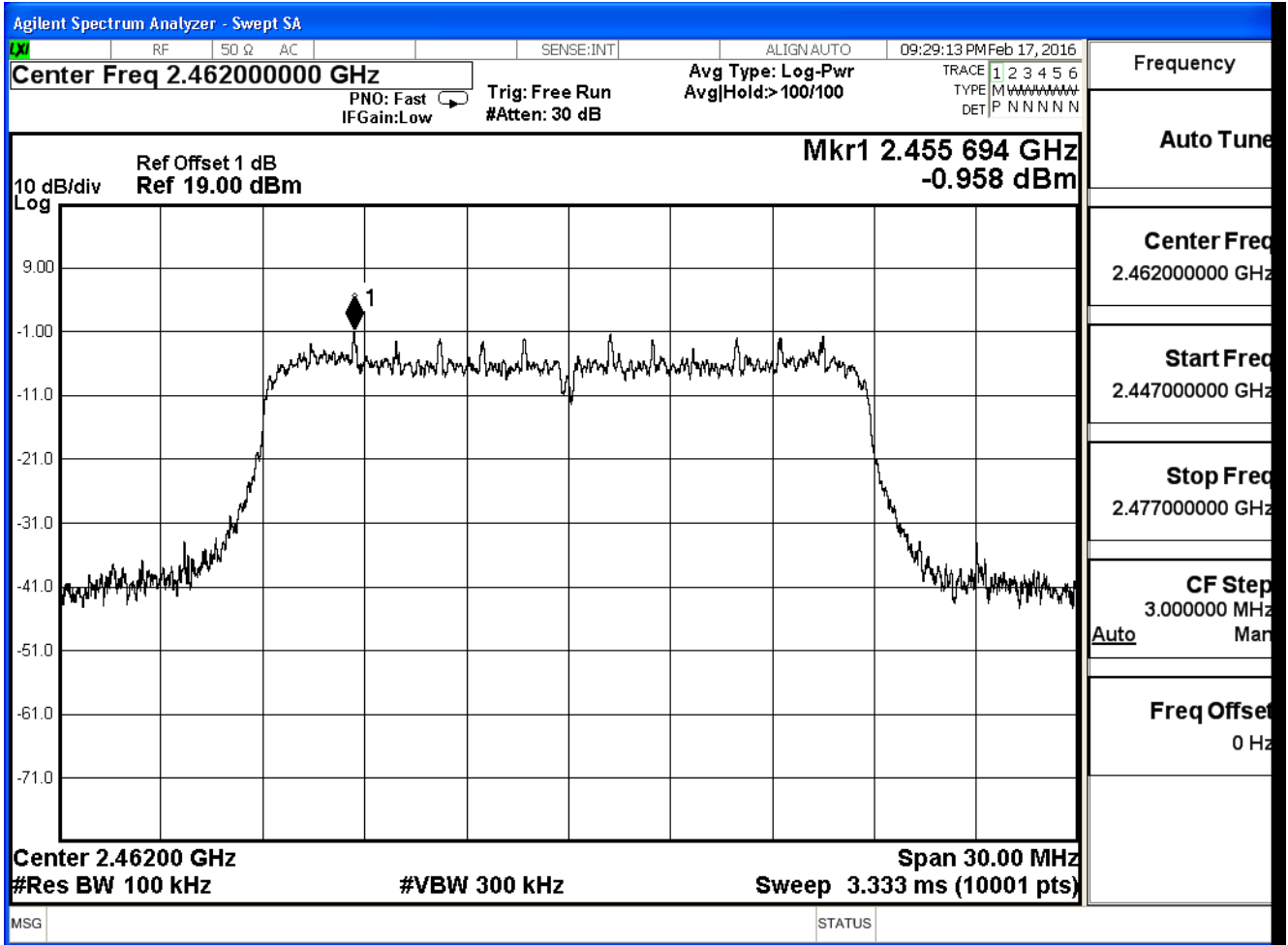
Channel 1 (2412MHz)



Channel 6 (2437MHz)



Channel 11 (2462MHz)

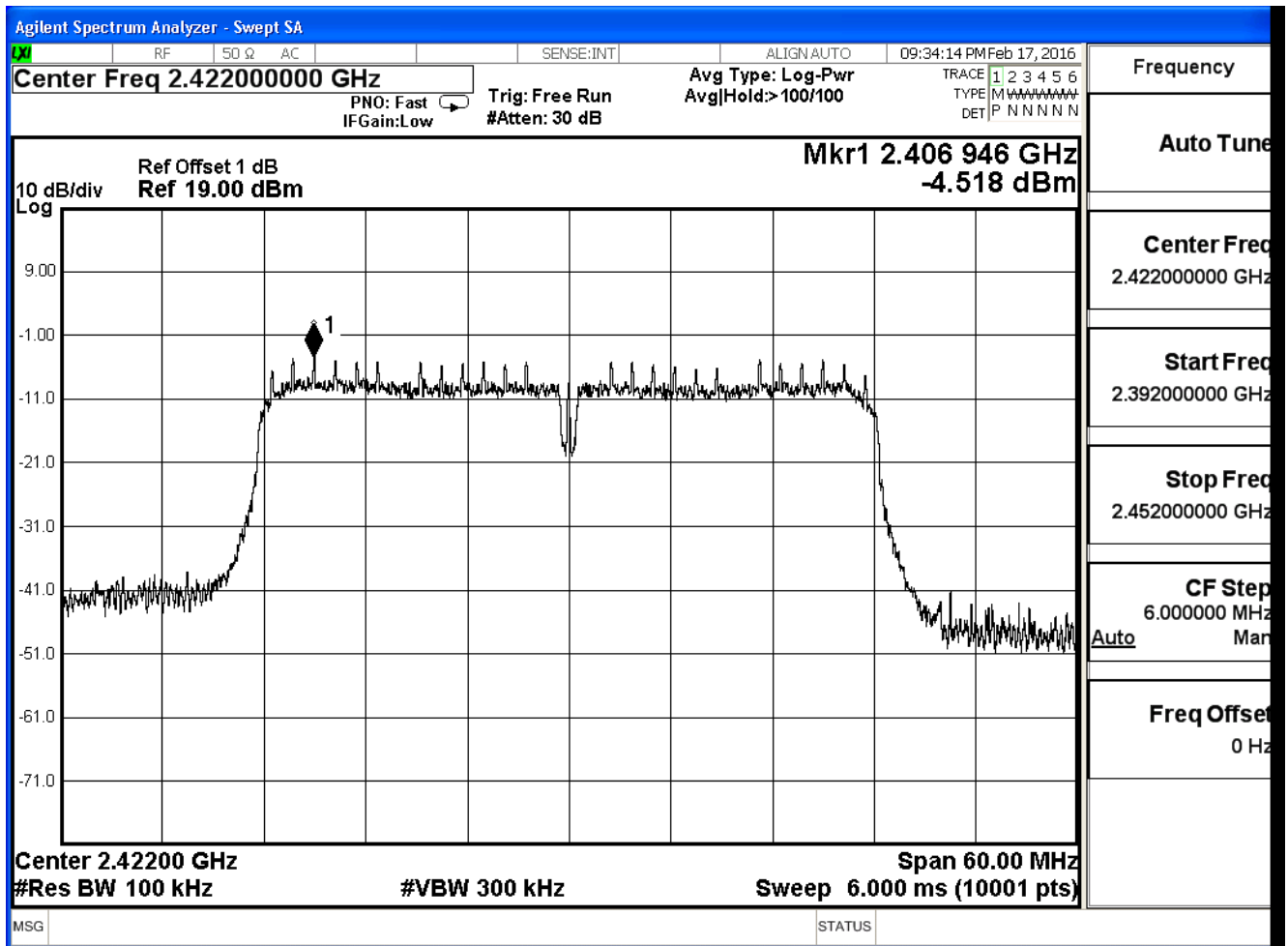


Product	Intelligent 3MP Wireless Cube IPCAM with Temperature & Humidity Sensors		
Test Item	Power Density		
Test Mode	Mode 1: Transmit (Power by Adapter)		
Date of Test	2016/02/17	Test Site	SR7

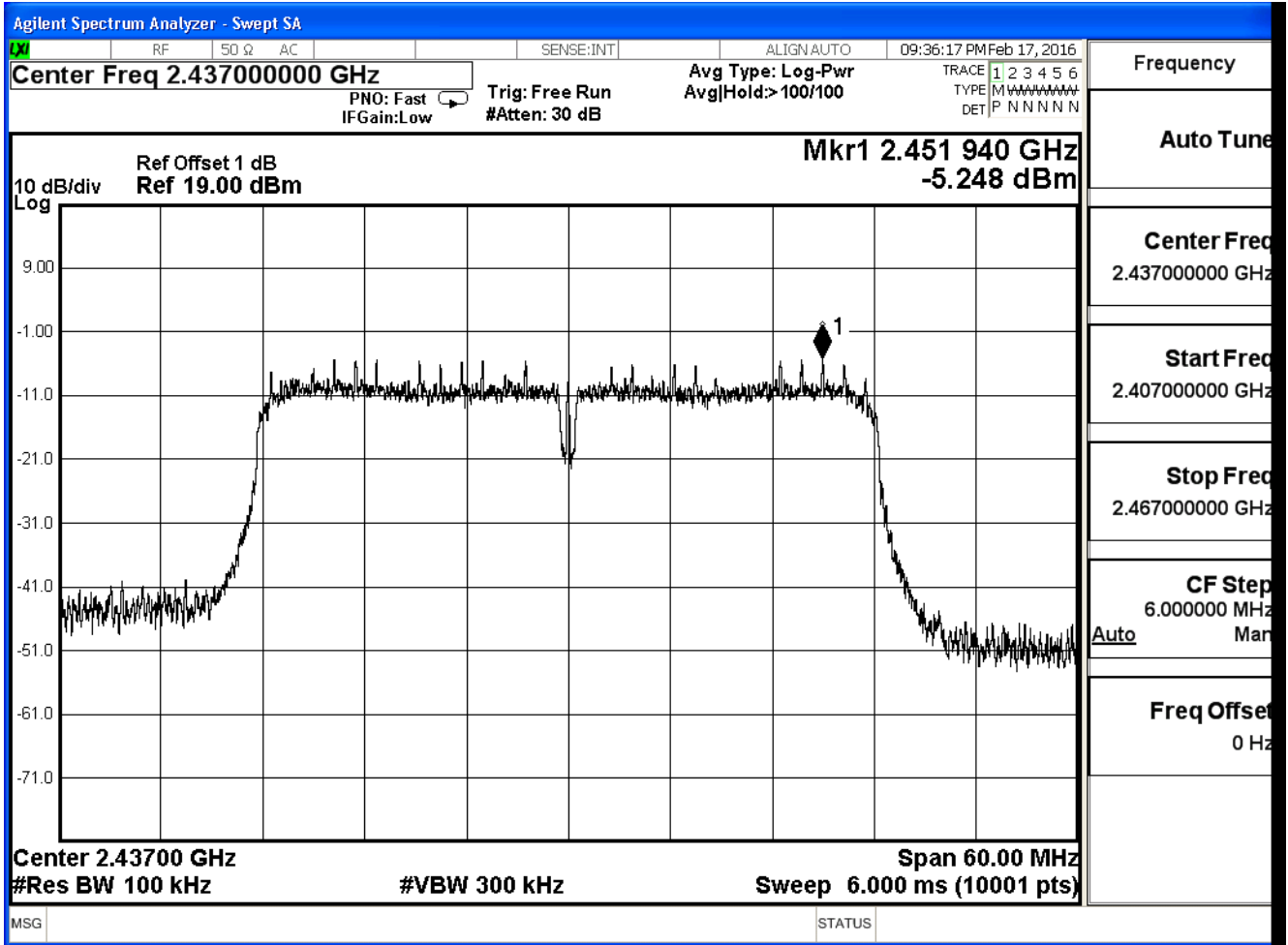
IEEE 802.11n(40M) ANT.0

Channel No.	Frequency (MHz)	Measure Level(dBm)	Limit (dBm)
3	2422	-4.518	≤ 8
6	2437	-5.248	≤ 8
9	2452	-5.080	≤ 8

Channel 3 (2422MHz)



Channel 6 (2437MHz)



Channel 9 (2452MHz)

