



**WIRELESS HEADPHONES  
USER MANUAL**


## Charging:

Connect the USB charging cable to the port in the bottom of the right earcup and the USB end to a Device capable of USB charging. The light will glow RED while charging and shut off when fully charged.

## Power On and Off Headset:

To Power On, press and hold the multifunction key  about three seconds. You will hear a “Power On” voice prompt and the blue indicator light flashes and will connect to the last paired device. If you have never paired the headset then you will need to pair it to a device. To Power Off, press and hold the multifunction key  about five seconds. You will hear a “Power Off” voice prompt.

## Pairing:

1. Ensure that your music player or phone is switched on and you have enabled the Bluetooth<sup>®</sup> function.
2. Power on the headset by press and hold the multifunction key  about five seconds. You will hear a “Power On” voice prompt and then a “Ready to Pair” voice prompt and the indicator light will flash blue then red and the headset is ready to pair to your device.
3. Go to your Bluetooth<sup>®</sup> feature on your music player or phone, and set it to search for Bluetooth<sup>®</sup> devices.
4. Select “Ford” or “BT328” from the list of found devices on your music player or phone.
5. If necessary, enter the passcode 0000 to pair and connect the headset to your device.

## Volume:

1. press "+" volume up
2. press "-" volume down

## Function Keys:

1. Rewind button "⏮"
2. Forward button "⏭"
3. play/pause, multi-function key "⏸"
4. volume up "+"
5. volume down "-"



## Play music:

1. You must match and connect your headset with the devices which support A2DP bluetooth operating mode and have the music player supporting such operating mode.
2. Press "⏮" to play previous track
3. Press "⏭" to play next track
4. Press one "⏸" to pause and another "⏸" to play

## Answer call:

1. When the headset is connected to the compatible mobile device, answer calls in normal way: Press one "⏸" to answer the call and another "⏸" to hang up the call; Long press "⏸" for 2 seconds to callback the current number.

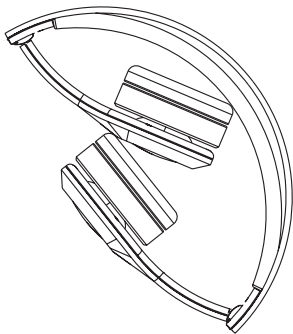
## Product:

We made it easy so you can make and receive calls hands-free with your compatible mobile phone while listening to your favorite music.

## Specifications:

The headset is compliant with the Bluetooth® Specification 5.0 support the following profiles: HSP, HFP, A2DP, AVRCP.

1. Battery: 3.7 Vdc Lithium-Ion Polymer Battery
2. Talk & Play time: About 34 Hours
3. Standby Time: 30 Days
4. Charging Time: 4 Hours
5. Frequency Response: 20-20kHz
6. Bluetooth®
7. Range: 10meters (33ft)



## Packaging:

- |                       |       |
|-----------------------|-------|
| 1. Headphones         | 1 Ea. |
| 2. USB Charging Cable | 1 Ea. |
| 3. User Manual        | 1 Ea. |

NOTE: This equipment has been tested and found to comply with the limits for a Class B digital device, pursuant to part 15 of the FCC Rules. These limits are designed to provide reasonable protection against harmful interference in a residential installation. This equipment generates uses and can radiate radio frequency energy and, if not installed and used in accordance with the instructions, may cause harmful interference to radio communications. However, there is no guarantee that interference will not occur in a particular installation. If this equipment does cause harmful interference to radio or television reception, which can be determined by turning the equipment off and on, the user is encouraged to try to correct the interference by one or more of the following measures:

- Reorient or relocate the receiving antenna.
- Increase the separation between the equipment and receiver.
- Connect the equipment into an outlet on a circuit different from that to which the receiver is connected.
- Consult the dealer or an experienced radio/TV technician for help

Changes or modifications not expressly approved by the party responsible for compliance could void the user's authority to operate the equipment.

This device complies with Part 15 of the FCC Rules. Operation is subject to the following two conditions:

- (1) this device may not cause harmful interference, and
- (2) this device must accept any interference received, including interference that may cause undesired operation.