

# Annex C



This test report annex is electronically signed and valid without handwritten signature. For verification of the electronic signatures, the public keys can be requested at the testing laboratory.

**Test report annex authorized:**

Karsten Gerald  
Lab Manager  
Radio Communications & EMC

## EUT Test setup photos

Photo 1: RSE set-up 9 kHz to 30 MHz, low / mid / high frequency




Photo 2: RSE set-up 30 MHz to 1 GHz, low / mid / high frequency



Photo 3: RSE set-up 1 GHz to 18 GHz, low / mid / high frequency



Photo 4: RSE set-up 1 GHz to 18 GHz, low / mid / high frequency




Photo 5: RSE set-up 18 GHz to 110 GHz, low / mid / high frequency




Photo 6: RSE set-up 18 GHz to 110 GHz, low / mid / high frequency




Photo 7: RSE set-up 18 GHz to 110 GHz, low / mid / high frequency




Photo 8: RSE set-up 18 GHz to 110 GHz, low / mid / high frequency




Photo 9: Equipment for normal operation mode



Photo 10: Equipment for FCC test mode



Photo 11: Test equipment




Photo 12: Test equipment



## Document history

Version	Applied changes	Date of release
	Initial release	2017-12-14