

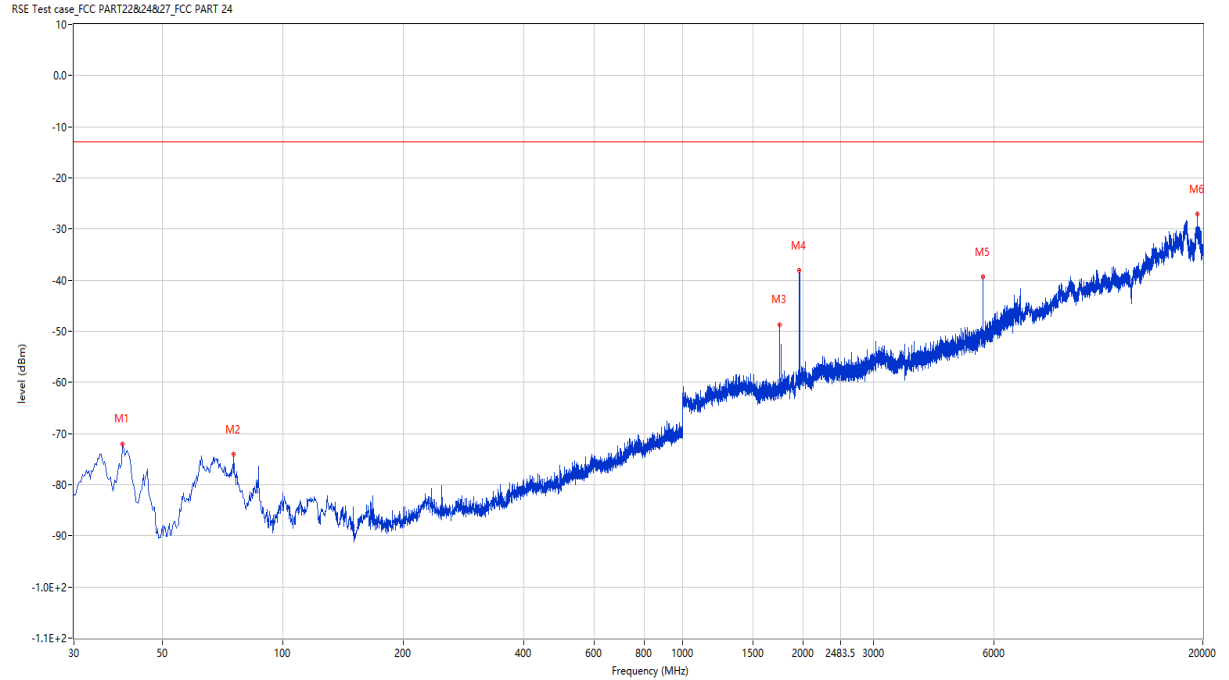
Annex A.7. Field Strength of Spurious Radiation

WCDMA

1 WCDMA Band 2

1.1 WCDMA Band 2 Middle Channel

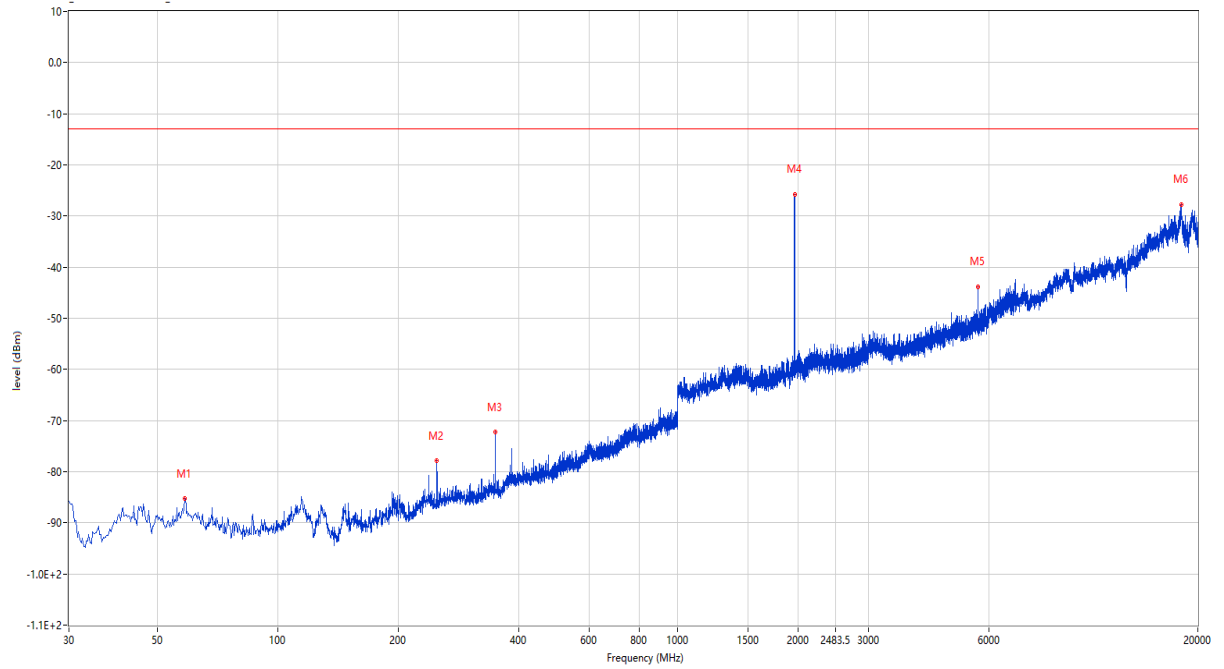
RSE-V&H WCDMA Band 2 CH9400



Frequency (MHz)	Result (dBm)	Factor (dB)	PK Limit (dBm)	Over Limit (dB)	Table (o)	ANT	EUT	Verdict
39.700	-72.02	-17.18	-13.0	-59.02	153.00	Vertical	Horizontal	Pass
75.348	-74.07	-18.63	-13.0	-61.07	244.00	Vertical	Horizontal	Pass
1746.000	-48.66	-3.89	-13.0	-35.66	302.00	Vertical	Horizontal	N/A
1959.500	-38.11	-1.71	-13.0	-25.11	154.00	Vertical	Horizontal	N/A
5636.000	-39.32	8.92	-13.0	-26.32	231.00	Vertical	Horizontal	Pass
19343.499	-27.09	34.99	-13.0	-14.09	237.00	Vertical	Horizontal	Pass

RSE-H&H WCDMA Band 2 CH9400

RSE Test case_FCC PART228&24&27_FCC PART 24

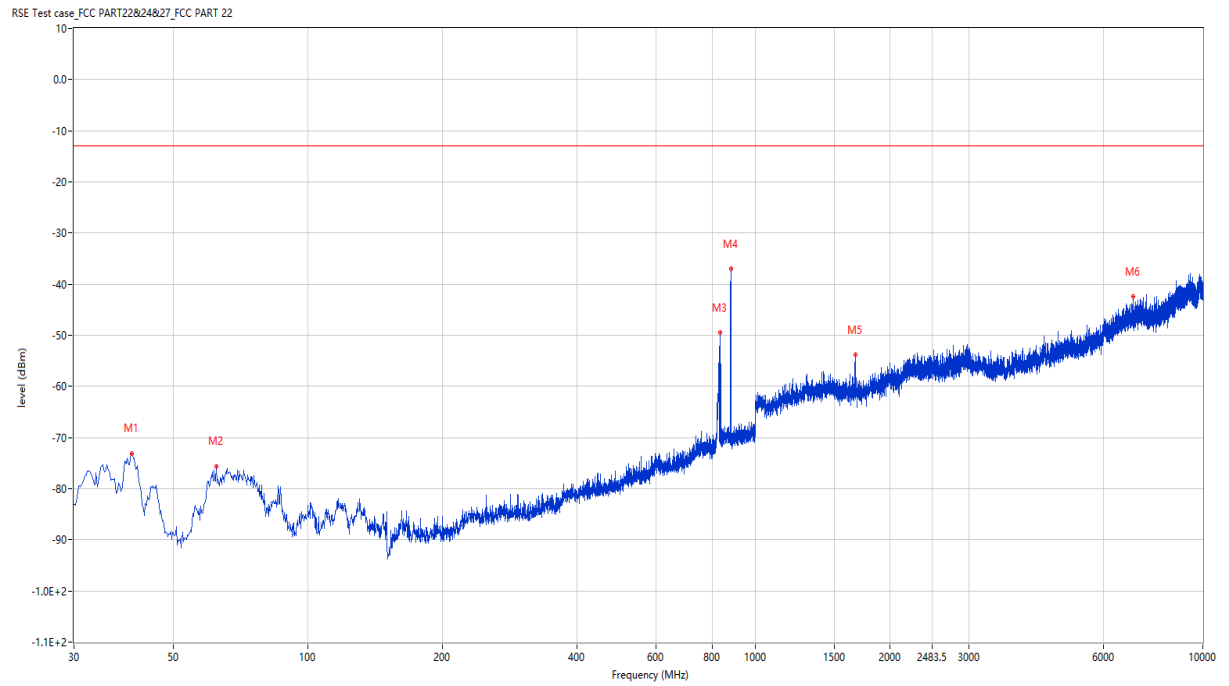


Frequency (MHz)	Result (dBm)	Factor (dB)	PK Limit (dBm)	Over Limit (dB)	Table (o)	ANT	EUT	Verdict
58.373	-85.21	-16.60	-13.0	-72.21	56.00	Horizontal	Horizontal	Pass
249.947	-77.91	-13.89	-13.0	-64.91	245.00	Horizontal	Horizontal	Pass
350.100	-72.31	-11.63	-13.0	-59.31	217.00	Horizontal	Horizontal	Pass
1960.500	-25.76	-1.87	-13.0	-12.76	31.00	Horizontal	Horizontal	N/A
5637.000	-43.77	8.65	-13.0	-30.77	349.00	Horizontal	Horizontal	Pass
18209.249	-27.75	34.41	-13.0	-14.75	7.00	Horizontal	Horizontal	Pass

2 WCDMA Band 5

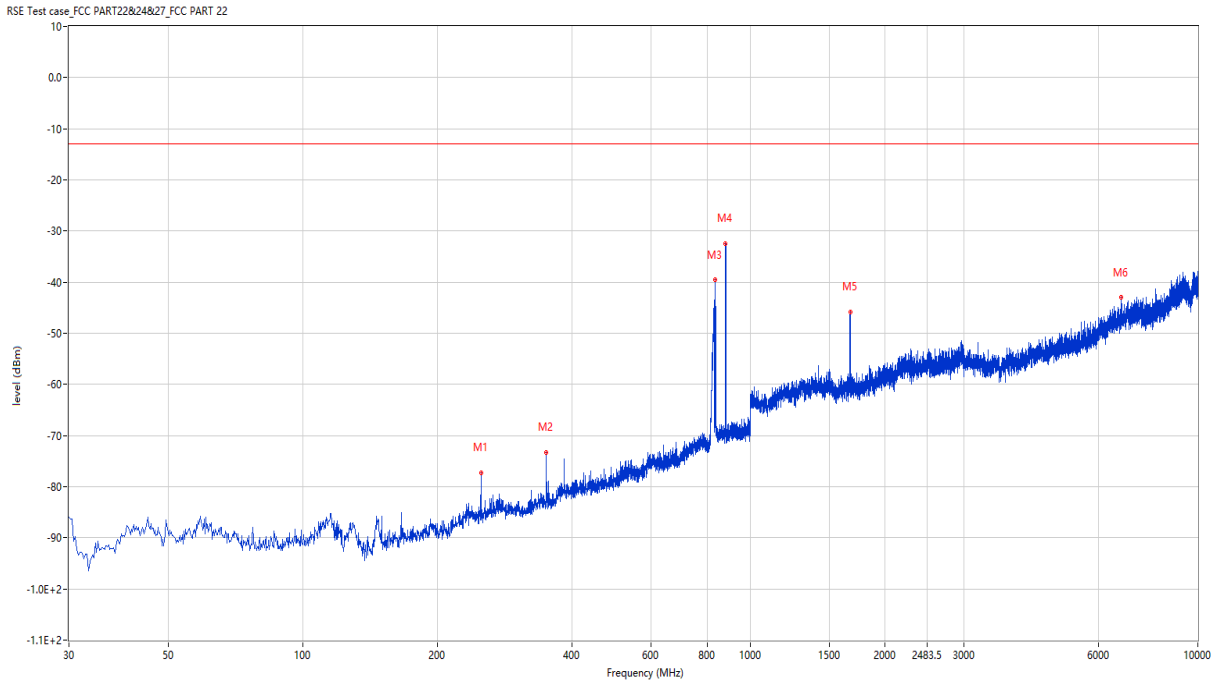
2.1 WCDMA Band 5 Middle Channel

RSE-V&H WCDMA Band 5 CH4182



Frequency (MHz)	Result (dBm)	Factor (dB)	PK Limit (dBm)	Over Limit (dB)	Table (o)	ANT	EUT	Verdict
40.428	-73.05	-16.48	-13.0	-60.05	360.00	Vertical	Horizontal	Pass
62.495	-75.69	-15.21	-13.0	-62.69	60.00	Vertical	Horizontal	Pass
834.615	-49.53	2.81	-13.0	-36.53	170.00	Vertical	Horizontal	N/A
881.175	-37.04	1.77	-13.0	-24.04	340.00	Vertical	Horizontal	N/A
1672.000	-53.84	-2.69	-13.0	-40.84	201.00	Vertical	Horizontal	Pass
6996.000	-42.44	16.81	-13.0	-29.44	102.00	Vertical	Horizontal	Pass

RSE-H&H WCDMA Band 5 CH4182



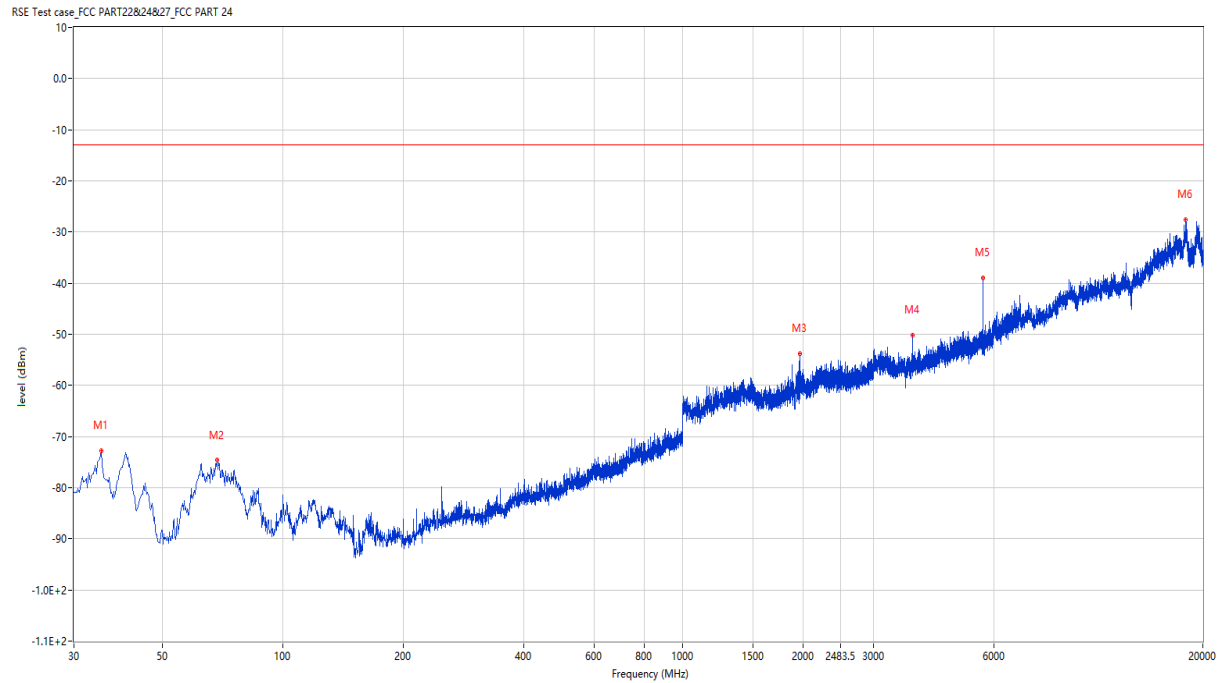
Frequency (MHz)	Result (dBm)	Factor (dB)	PK Limit (dBm)	Over Limit (dB)	Table (o)	ANT	EUT	Verdict
249.947	-77.31	-13.14	-13.0	-64.31	291.00	Horizontal	Horizontal	Pass
350.100	-73.32	-10.95	-13.0	-60.32	60.00	Horizontal	Horizontal	Pass
835.343	-39.56	2.82	-13.0	-26.56	255.00	Horizontal	Horizontal	N/A
880.690	-32.45	1.67	-13.0	-19.45	262.00	Horizontal	Horizontal	N/A
1671.500	-45.85	-2.69	-13.0	-32.85	215.00	Horizontal	Horizontal	Pass
6744.000	-43.04	14.31	-13.0	-30.04	327.00	Horizontal	Horizontal	Pass

LTE

3 LTE Band 2

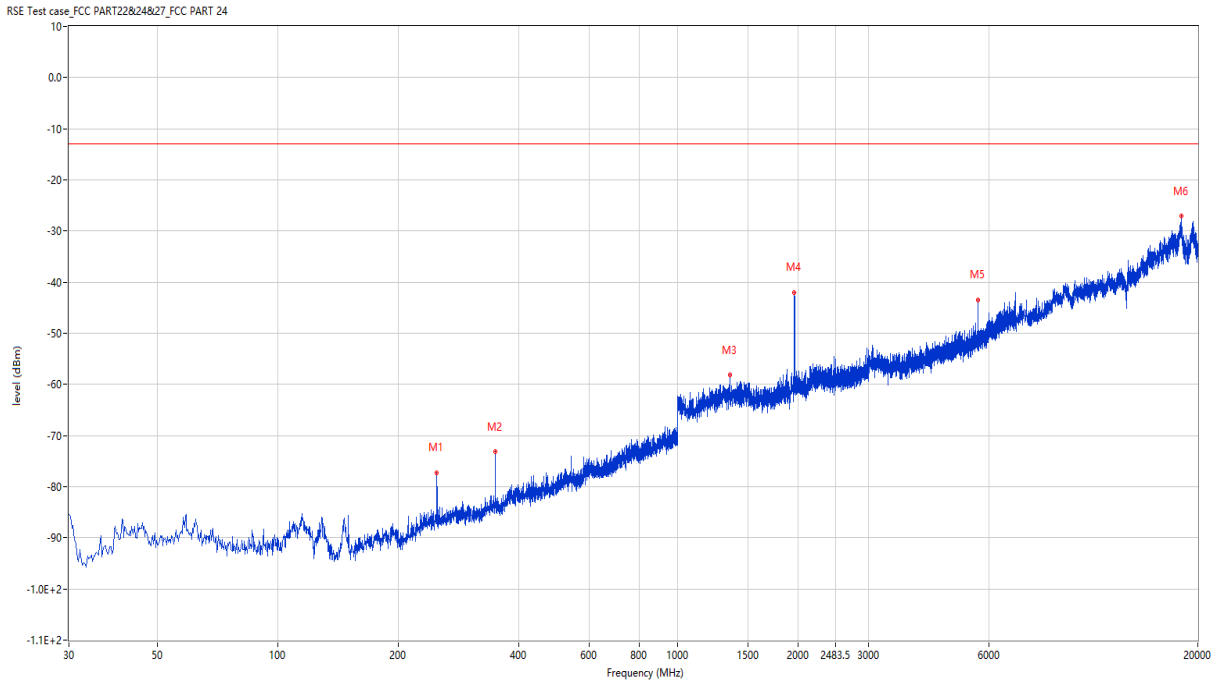
3.1 LTE Band 2 BW1.4, QPSK Middle Channel

RSE-V&H LTE Band 2 BW1.4 CH18900



Frequency (MHz)	Result (dBm)	Factor (dB)	PK Limit (dBm)	Over Limit (dB)	Table (o)	ANT	EUT	Verdict
35.093	-72.69	-19.45	-13.0	-59.69	104.00	Vertical	Horizontal	Pass
68.315	-74.65	-16.93	-13.0	-61.65	115.00	Vertical	Horizontal	Pass
1960.000	-53.78	-1.70	-13.0	-40.78	152.00	Vertical	Horizontal	N/A
3759.000	-50.16	5.96	-13.0	-37.16	322.00	Vertical	Horizontal	Pass
5639.000	-38.90	8.64	-13.0	-25.90	225.00	Vertical	Horizontal	Pass
18144.250	-27.58	33.96	-13.0	-14.58	358.00	Vertical	Horizontal	Pass

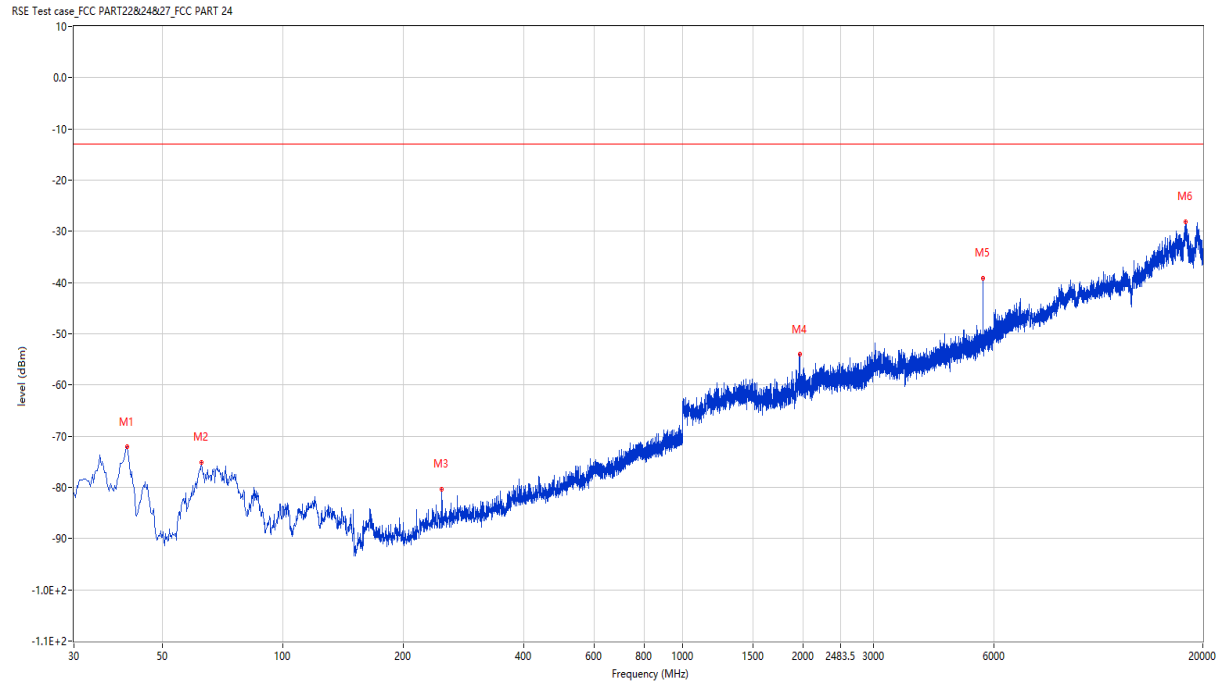
RSE-H&H LTE Band 2 BW1.4 CH18900



Frequency (MHz)	Result (dBm)	Factor (dB)	PK Limit (dBm)	Over Limit (dB)	Table (o)	ANT	EUT	Verdict
249.947	-77.30	-13.89	-13.0	-64.30	346.00	Horizontal	Horizontal	Pass
350.100	-73.17	-11.63	-13.0	-60.17	241.00	Horizontal	Horizontal	Pass
1352.000	-58.16	-3.52	-13.0	-45.16	240.00	Horizontal	Horizontal	Pass
1959.500	-41.97	-1.71	-13.0	-28.97	253.00	Horizontal	Horizontal	N/A
5639.000	-43.48	8.64	-13.0	-30.48	356.00	Horizontal	Horizontal	Pass
18170.249	-27.09	34.18	-13.0	-14.09	204.00	Horizontal	Horizontal	Pass

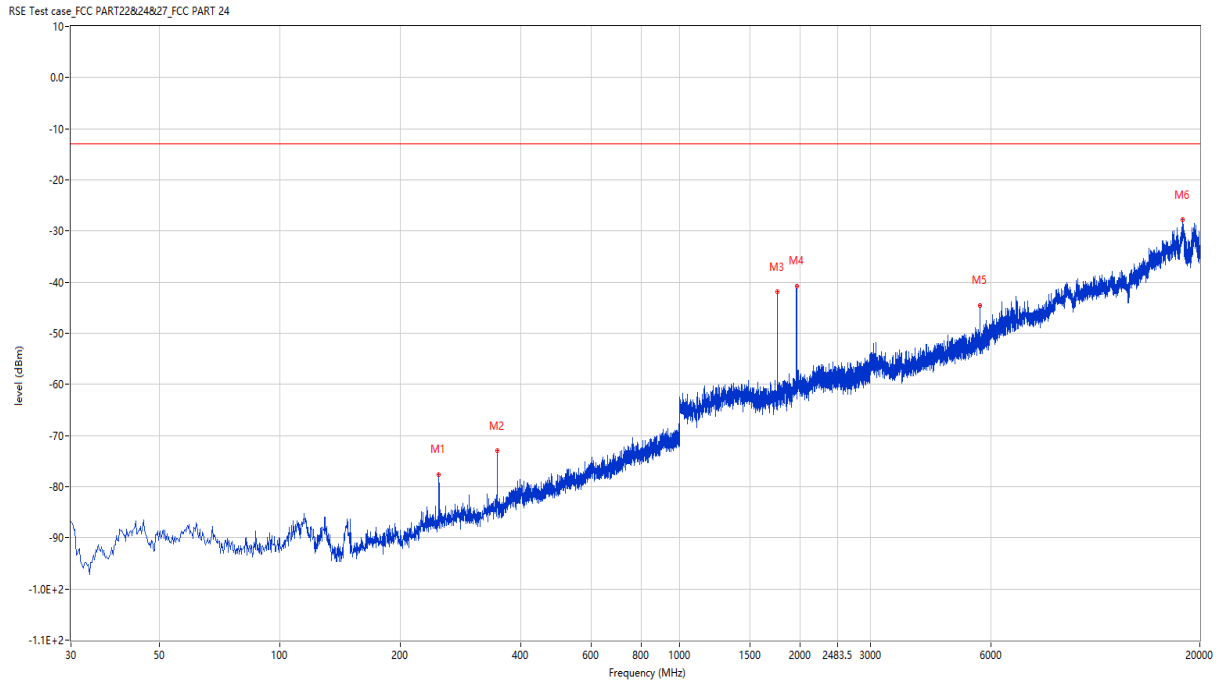
3.2 LTE Band 2 BW1.4, 16-QAM Middle Channel

RSE-V&H LTE Band 2 BW1.4 CH18900



Frequency (MHz)	Result (dBm)	Factor (dB)	PK Limit (dBm)	Over Limit (dB)	Table (o)	ANT	EUT	Verdict
40.670	-72.10	-16.56	-13.0	-59.10	149.00	Vertical	Horizontal	Pass
62.495	-75.05	-15.87	-13.0	-62.05	120.00	Vertical	Horizontal	Pass
249.947	-80.34	-13.89	-13.0	-67.34	134.00	Vertical	Horizontal	Pass
1960.000	-54.02	-1.70	-13.0	-41.02	360.00	Vertical	Horizontal	N/A
5640.000	-39.15	8.74	-13.0	-26.15	282.00	Vertical	Horizontal	Pass
18121.501	-28.10	33.86	-13.0	-15.10	176.00	Vertical	Horizontal	Pass

RSE-H&H LTE Band 2 BW1.4 CH18900

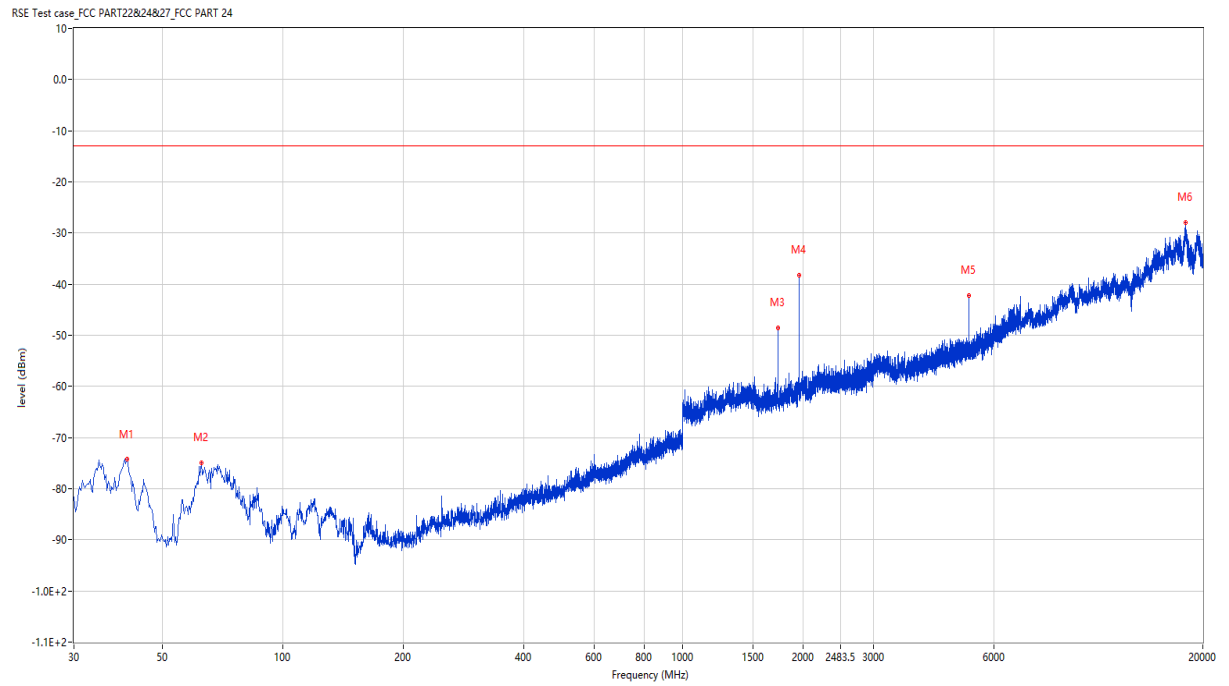


Frequency (MHz)	Result (dBm)	Factor (dB)	PK Limit (dBm)	Over Limit (dB)	Table (o)	ANT	EUT	Verdict
249.947	-77.67	-13.89	-13.0	-64.67	331.00	Horizontal	Horizontal	Pass
350.100	-73.00	-11.63	-13.0	-60.00	309.00	Horizontal	Horizontal	Pass
1755.500	-41.92	-4.46	-13.0	-28.92	44.00	Horizontal	Horizontal	Pass
1960.000	-40.70	-1.70	-13.0	-27.70	5.00	Horizontal	Horizontal	N/A
5640.000	-44.60	8.74	-13.0	-31.60	-1.00	Horizontal	Horizontal	Pass
18124.751	-27.80	33.84	-13.0	-14.80	135.00	Horizontal	Horizontal	Pass

4 LTE Band 4

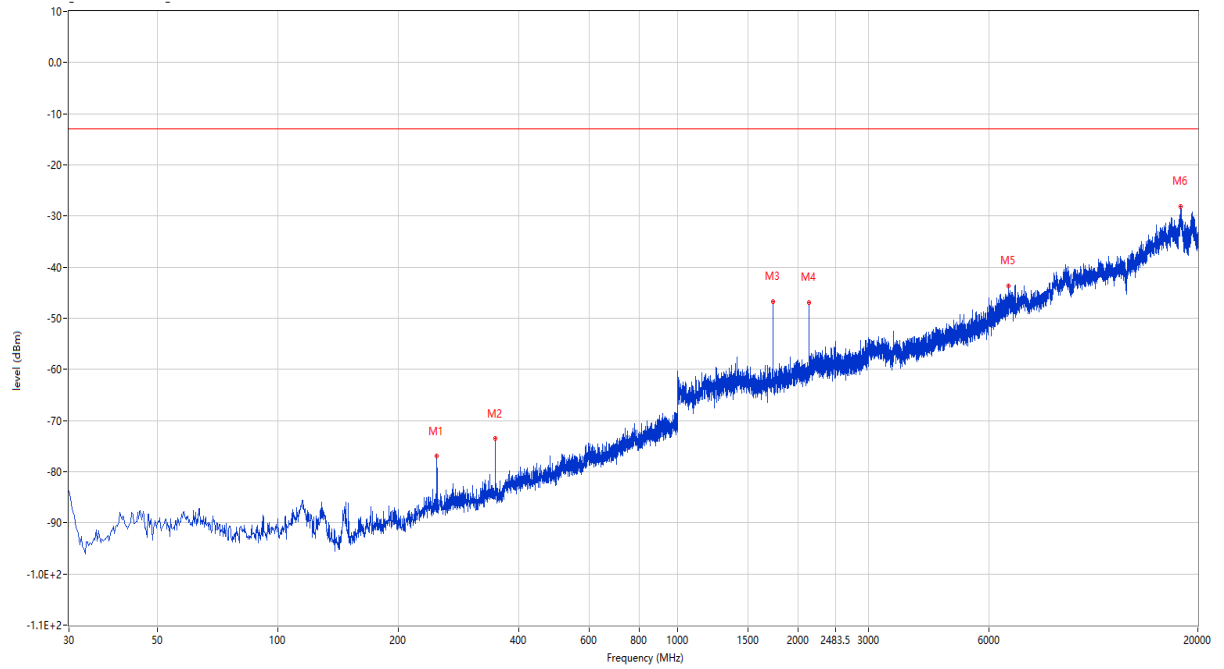
4.1 LTE Band4 BW1.4, QPSK Middle Channel

RSE-V&H LTE Band 4 BW1.4 CH20175



Frequency (MHz)	Result (dBm)	Factor (dB)	PK Limit (dBm)	Over Limit (dB)	Table (o)	ANT	EUT	Verdict
40.670	-74.26	-16.56	-13.0	-61.26	260.00	Vertical	Horizontal	Pass
62.495	-74.94	-15.69	-13.0	-61.94	297.00	Vertical	Horizontal	Pass
1732.000	-48.47	-2.16	-13.0	-35.47	170.00	Vertical	Horizontal	N/A
1957.000	-38.21	-2.06	-13.0	-25.21	219.00	Vertical	Horizontal	N/A
5197.000	-42.19	8.54	-13.0	-29.19	361.00	Vertical	Horizontal	Pass
18098.749	-27.89	33.68	-13.0	-14.89	16.00	Vertical	Horizontal	Pass

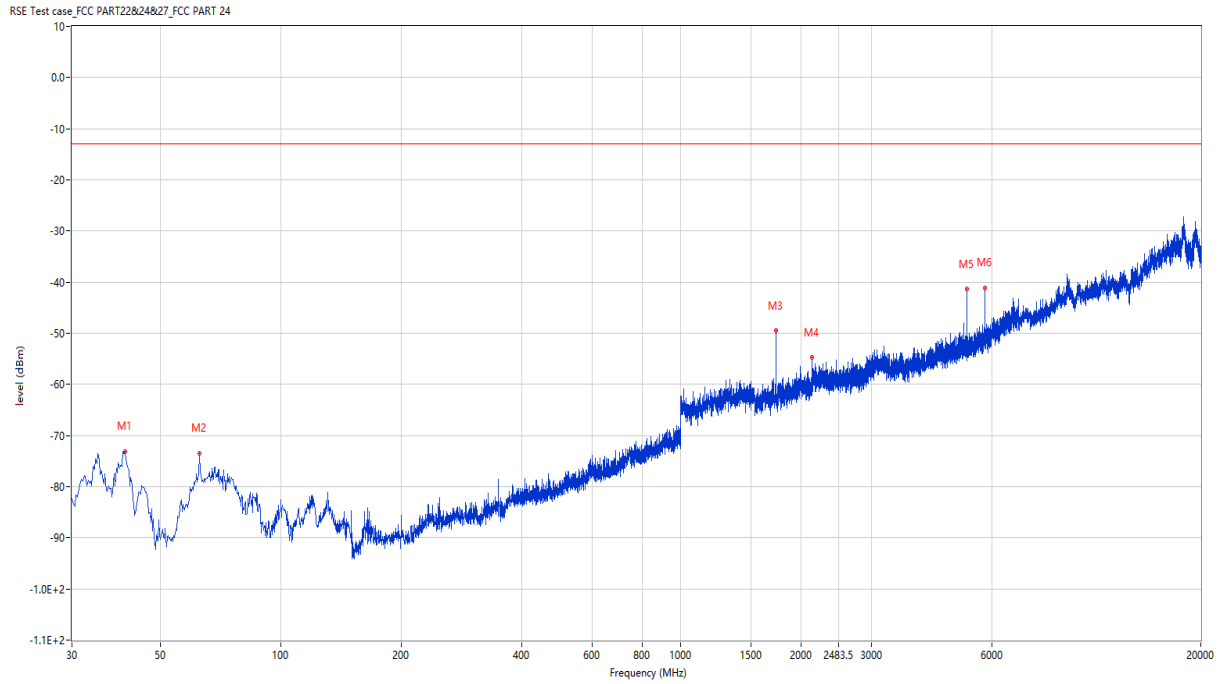
RSE Test case_FCC PART228&24&27_FCC PART 24



Frequency (MHz)	Result (dBm)	Factor (dB)	PK Limit (dBm)	Over Limit (dB)	Table (o)	ANT	EUT	Verdict
249.947	-76.98	-13.84	-13.0	-63.98	77.00	Horizontal	Horizontal	Pass
350.100	-73.53	-11.41	-13.0	-60.53	276.00	Horizontal	Horizontal	Pass
1732.500	-46.69	-2.16	-13.0	-33.69	222.00	Horizontal	Horizontal	N/A
2132.500	-46.88	-1.04	-13.0	-33.88	236.00	Horizontal	Horizontal	N/A
6729.000	-43.76	13.74	-13.0	-30.76	359.00	Horizontal	Horizontal	Pass
18108.500	-28.14	33.83	-13.0	-15.14	145.00	Horizontal	Horizontal	Pass

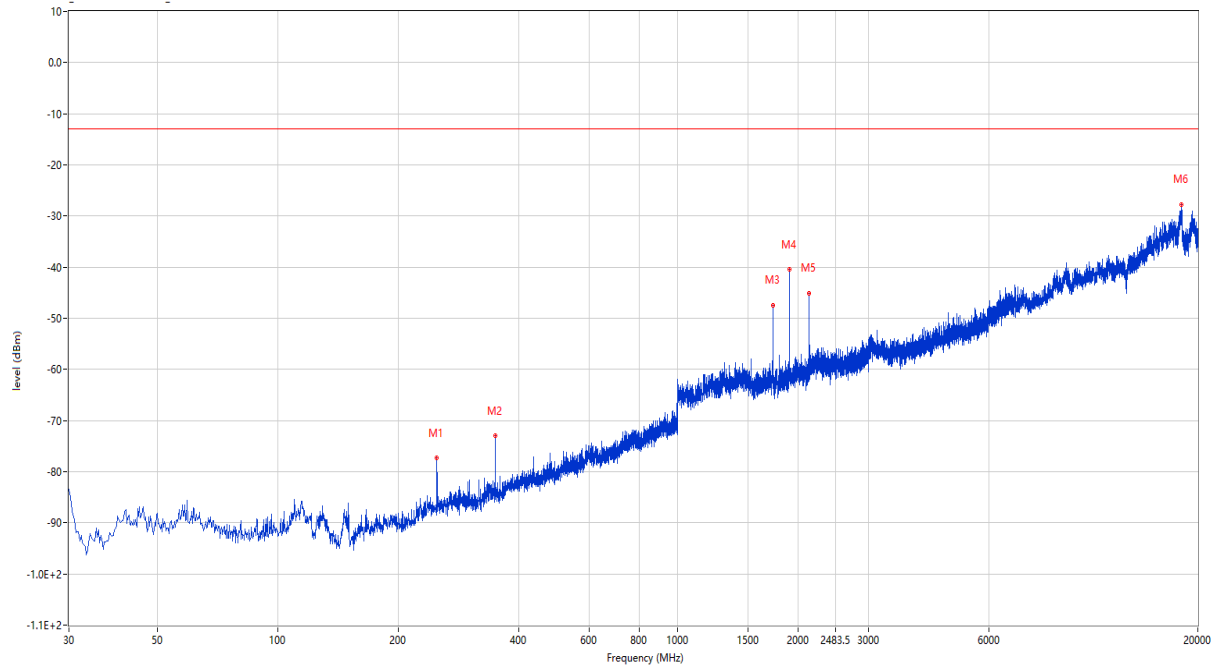
4.2 LTE Band4 BW1.4, 16-QAM Middle Channel

RSE-V&H LTE Band 4 BW1.4 CH20175



Frequency (MHz)	Result (dBm)	Factor (dB)	PK Limit (dBm)	Over Limit (dB)	Table (o)	ANT	EUT	Verdict
40.670	-73.11	-16.56	-13.0	-60.11	361.00	Vertical	Horizontal	Pass
62.495	-73.42	-15.69	-13.0	-60.42	9.00	Vertical	Horizontal	Pass
1732.000	-49.54	-2.16	-13.0	-36.54	170.00	Vertical	Horizontal	N/A
2132.500	-54.73	-1.04	-13.0	-41.73	42.00	Vertical	Horizontal	N/A
5197.000	-41.37	8.54	-13.0	-28.37	6.00	Vertical	Horizontal	Pass
5761.000	-41.09	10.21	-13.0	-28.09	298.00	Vertical	Horizontal	Pass

RSE Test case_FCC PART228&24&27_FCC PART 24

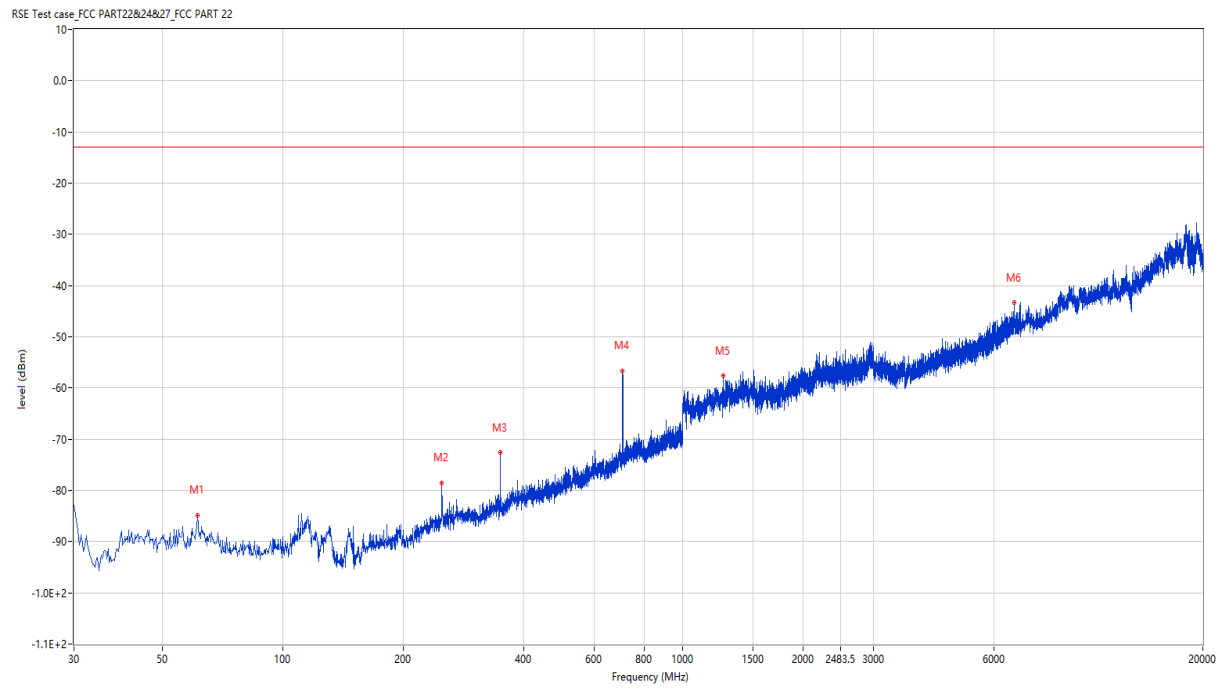


Frequency (MHz)	Result (dBm)	Factor (dB)	PK Limit (dBm)	Over Limit (dB)	Table (o)	ANT	EUT	Verdict
249.947	-77.38	-13.84	-13.0	-64.38	360.00	Horizontal	Horizontal	Pass
350.100	-73.02	-11.41	-13.0	-60.02	360.00	Horizontal	Horizontal	Pass
1732.500	-47.50	-2.16	-13.0	-34.50	253.00	Horizontal	Horizontal	N/A
1900.000	-40.49	-2.67	-13.0	-27.49	226.00	Horizontal	Horizontal	Pass
2132.500	-45.07	-1.04	-13.0	-32.07	54.00	Horizontal	Horizontal	N/A
18199.501	-27.78	34.48	-13.0	-14.78	-1.00	Horizontal	Horizontal	Pass

5 LTE Band 12

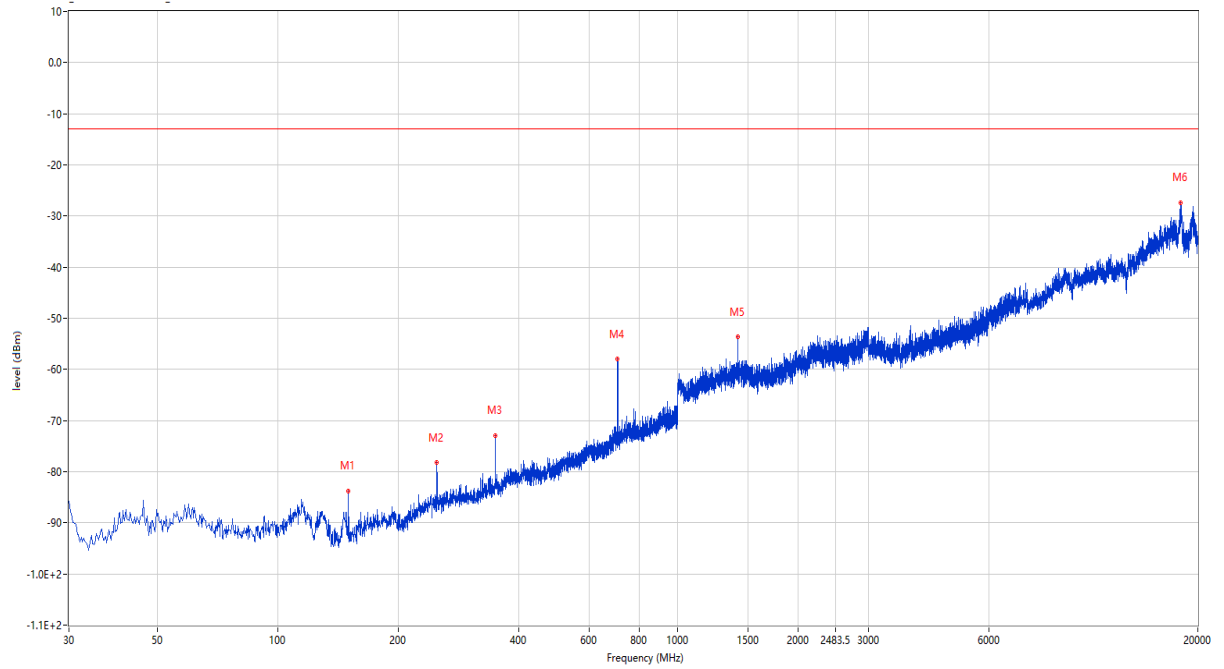
5.1 LTE Band12 BW1.4, QPSL Middle Channel

RSE-V&H LTE Band12 BW1.4 CH23095



Frequency (MHz)	Result (dBm)	Factor (dB)	PK Limit (dBm)	Over Limit (dB)	Table (o)	ANT	EUT	Verdict
61.040	-84.88	-15.02	-13.0	-71.88	213.00	Vertical	Horizontal	Pass
249.947	-78.53	-13.11	-13.0	-65.53	334.00	Vertical	Horizontal	Pass
350.100	-72.52	-10.59	-13.0	-59.52	154.00	Vertical	Horizontal	Pass
707.787	-56.65	-0.49	-13.0	-43.65	274.00	Vertical	Horizontal	N/A
1261.500	-57.64	-3.01	-13.0	-44.64	253.00	Vertical	Horizontal	Pass
6756.000	-43.38	14.48	-13.0	-30.38	153.00	Vertical	Horizontal	Pass

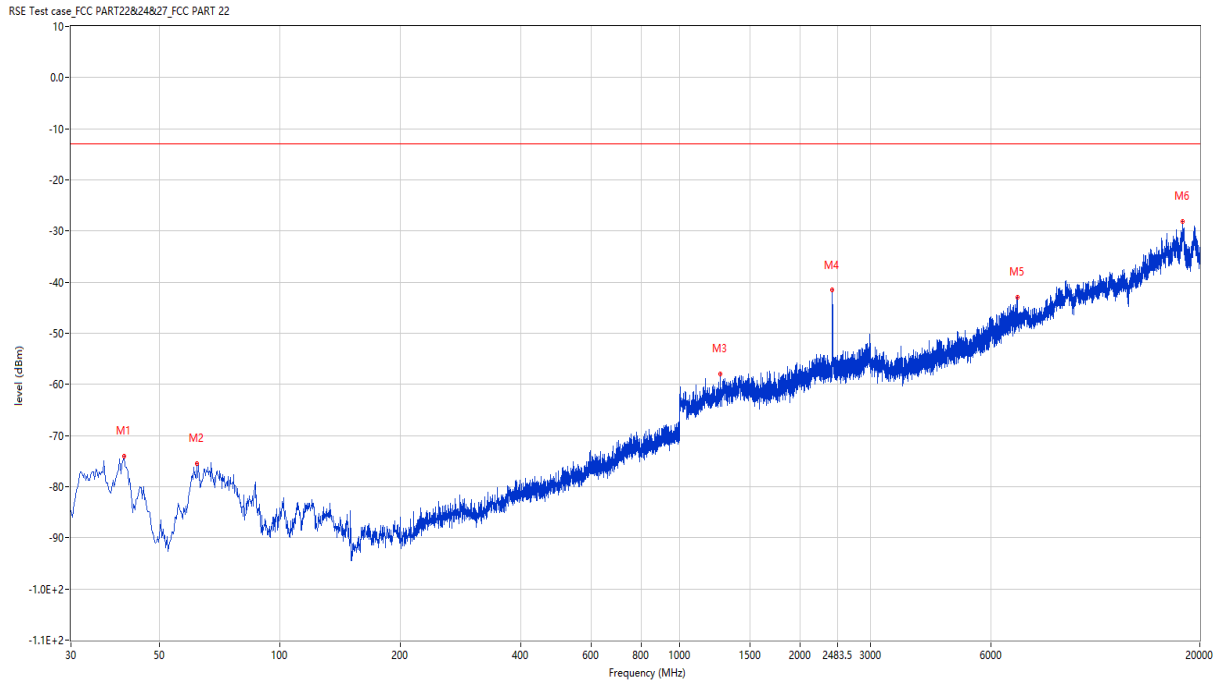
RSE Test case_FCC PART228&24&27_FCC PART 22



Frequency (MHz)	Result (dBm)	Factor (dB)	PK Limit (dBm)	Over Limit (dB)	Table (o)	ANT	EUT	Verdict
150.038	-83.81	-21.04	-13.0	-70.81	156.00	Horizontal	Horizontal	Pass
249.947	-78.26	-13.11	-13.0	-65.26	46.00	Horizontal	Horizontal	Pass
350.100	-72.90	-10.59	-13.0	-59.90	294.00	Horizontal	Horizontal	Pass
707.787	-57.99	-0.49	-13.0	-44.99	129.00	Horizontal	Horizontal	N/A
1414.500	-53.65	-1.79	-13.0	-40.65	131.00	Horizontal	Horizontal	Pass
18137.750	-27.46	33.86	-13.0	-14.46	109.00	Horizontal	Horizontal	Pass

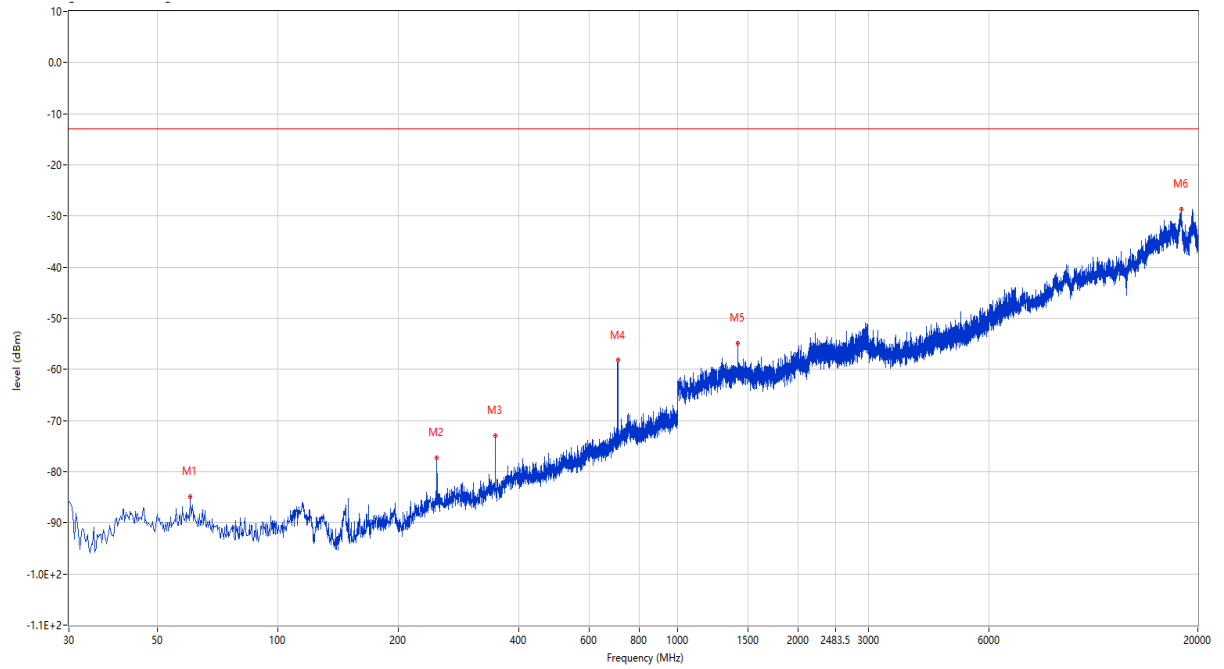
5.2 LTE Band12 BW1.4, 16-QAM Middle Channel

RSE-V&H LTE Band12 BW1.4 CH23095



Frequency (MHz)	Result (dBm)	Factor (dB)	PK Limit (dBm)	Over Limit (dB)	Table (o)	ANT	EUT	Verdict
40.670	-74.06	-16.37	-13.0	-61.06	334.00	Vertical	Horizontal	Pass
62.010	-75.40	-14.90	-13.0	-62.40	317.00	Vertical	Horizontal	Pass
1264.000	-57.92	-2.88	-13.0	-44.92	294.00	Vertical	Horizontal	Pass
2408.500	-41.58	2.50	-13.0	-28.58	338.00	Vertical	Horizontal	Pass
6988.000	-42.97	16.57	-13.0	-29.97	351.00	Vertical	Horizontal	Pass
18079.250	-28.13	33.54	-13.0	-15.13	57.00	Vertical	Horizontal	Pass

RSE Test case_FCC PART228&24&27_FCC PART 22



Frequency (MHz)	Result (dBm)	Factor (dB)	PK Limit (dBm)	Over Limit (dB)	Table (o)	ANT	EUT	Verdict
60.312	-84.81	-15.43	-13.0	-71.81	104.00	Horizontal	Horizontal	Pass
249.947	-77.37	-13.11	-13.0	-64.37	58.00	Horizontal	Horizontal	Pass
350.100	-72.88	-10.59	-13.0	-59.88	-1.00	Horizontal	Horizontal	Pass
708.030	-58.08	-0.48	-13.0	-45.08	120.00	Horizontal	Horizontal	N/A
1415.500	-54.89	-1.74	-13.0	-41.89	140.00	Horizontal	Horizontal	Pass
18202.751	-28.59	34.46	-13.0	-15.59	360.00	Horizontal	Horizontal	Pass