


Operating OSD Menu

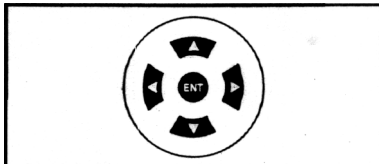
Main Screen




Press ▼▲ or ◀▶ for choosing different functions. To go into each individual function for operation just press ENT key. To exit the menu function or go to prior step press # button wherever you are in the GUI menu.

1. Outdoor

- GVP can auto-answer with video connection in outdoor mode.
- It enables you to remotely monitor your home or office.



Press ENT key to bring up GUI menu. Select Outdoor and press ENT key to start Outdoor function.



Press ▼▲ key to make each sub item selected. Use ◀▶ key to set the details. Select Auto Ans and set the times whether after how many rings, your videophone auto-answers. Then set security [On] and enter your new 4 digit password. Re-enter your password. If you fail to enter same password, try again. When you are done, please check if the "MONITOR" LED is blinking

