

Radiated emissions test set up photos - Collinear Antenna









Global Product Certification

Radiated emissions test set up photos - Yagi Antenna








Conducted emissions test set up photos







Test site overview





Test site antenna photos

EMCO Loop antenna (9 kHz - 30 MHz)







Overview of antennas used above 30 MHz



Schwarzbeck Biconnical Antenna (30 - 300 MHz)

Schwarzbeck Log Periodic Antenna (300 - 2800 MHz)

EMCO 3115 Horn antenna (1 - 18 GHz)

EMCO 3116 Horn antenna (18 - 40 GHz)

EMCO Standard Gain Horn antennas are not shown in this photo

Schwarzbeck Biconnical Antenna (30 - 300 MHz)









Schwarzbeck Log Periodic Antenna (300 - 2800 MHz)





EMCO Horn Antenna (1 - 18 GHz)





EMCO standard gain horns which are used from time to time in dedicated bands between 2 GHz - 18 GHz

