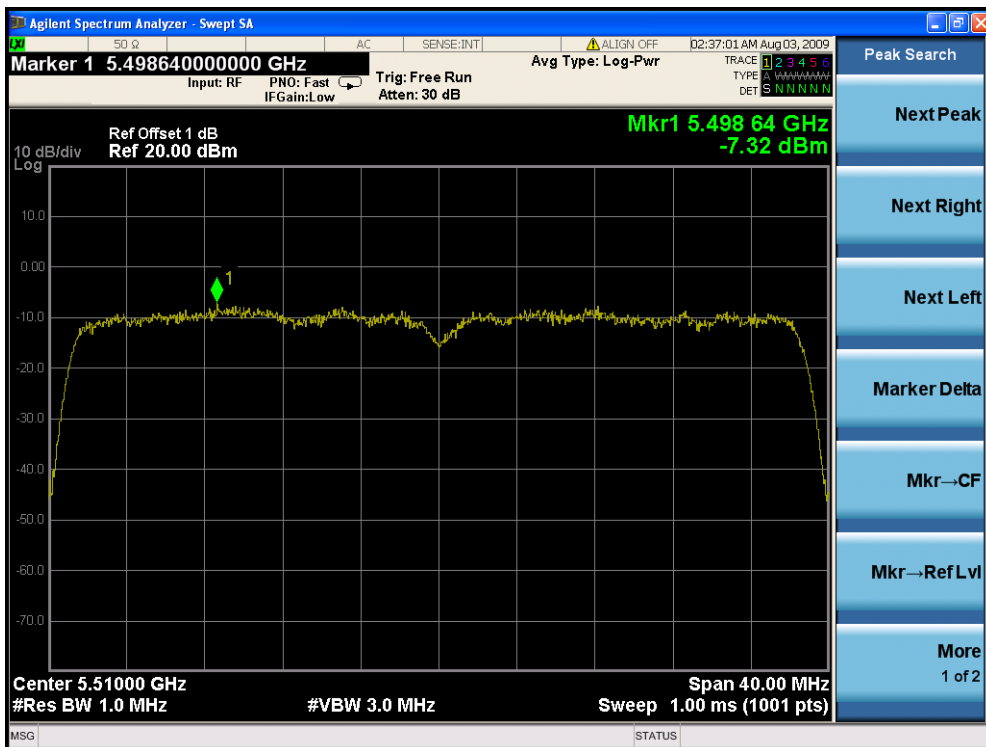


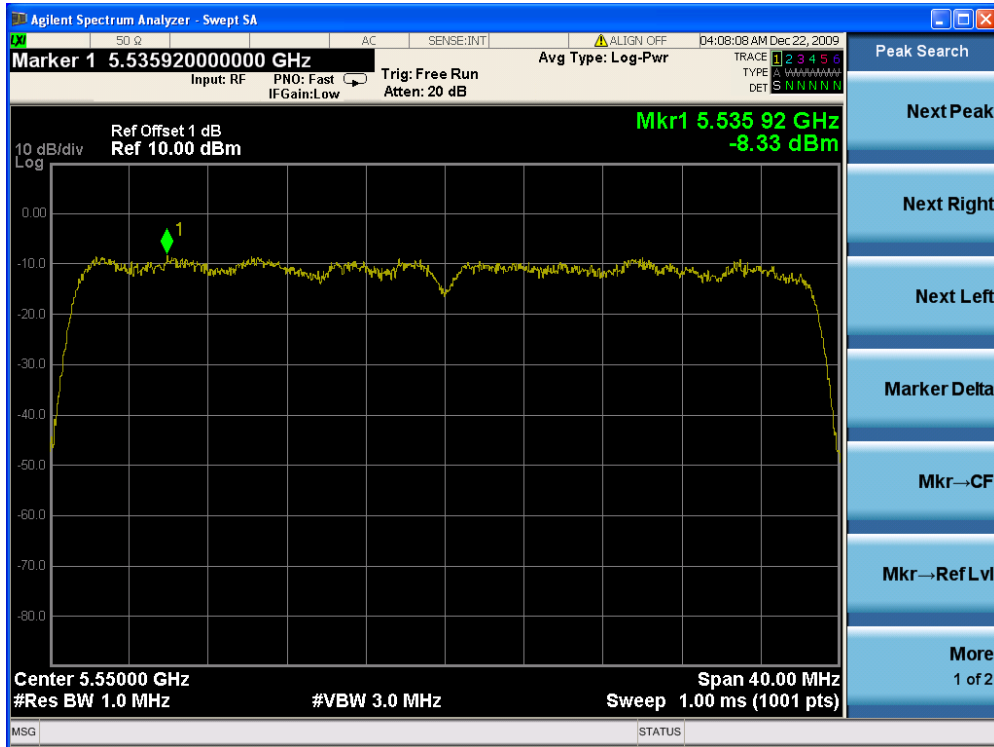
Channel 62 (5310MHz) - Chain C



Channel 102 (5510MHz) - Chain C



Channel 110 (5550MHz) - Chain C

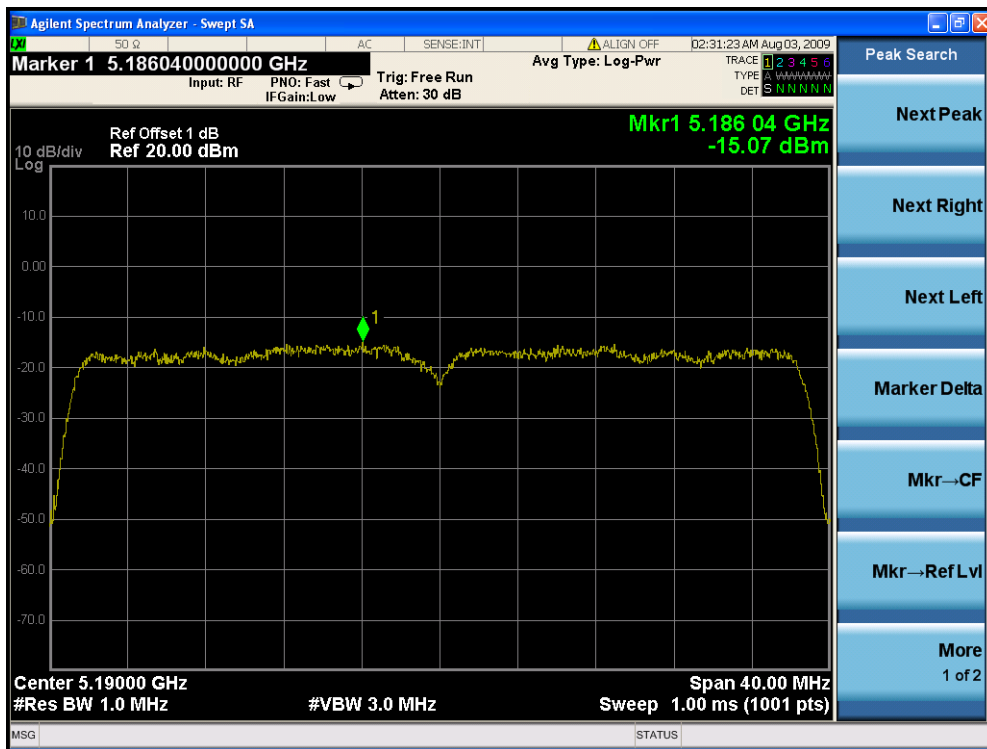


Product	:	Wireless LAN Access Point
Test Item	:	Peak Power Spectral Density
Test Site	:	AC-6
Test Mode	:	Mode 3: Transmit by 802.11n (40MHz Bandwidth) (Chain B+C)

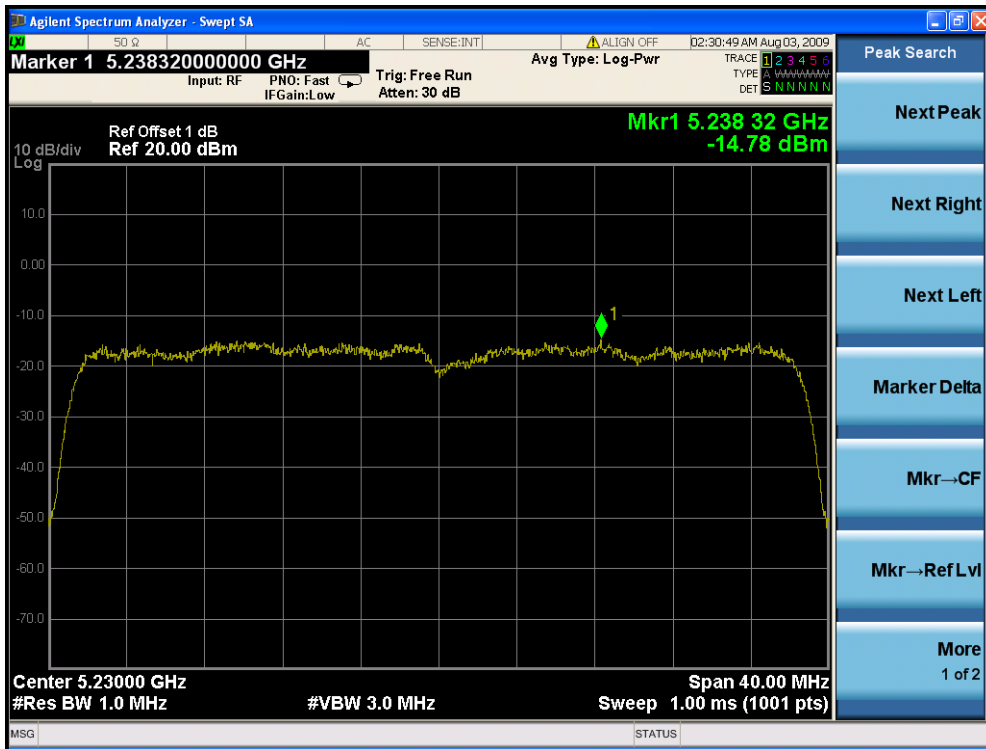
Channel No.	Frequency (MHz)	Measurement PPSD (dBm/MHz)			Total PPSD (dBm/MHz)	Limit (dBm/MHz)	Result
		Chain A	Chain B	Chain C			
38	5190	N/A	-15.07	-15.78	-12.40	4	Pass
46	5230	N/A	-14.78	-15.17	-11.96	4	Pass
54	5270	N/A	-8.62	-8.35	-5.47	11	Pass
62	5310	N/A	-8.09	-8.76	-5.40	11	Pass
102	5510	N/A	-8.24	-7.39	-4.78	11	Pass
110	5550	N/A	-9.95	-8.04	-5.88	11	Pass

Note: the maximum EIRP spectrum density for 5150~5250MHz band is -6.86dBm.

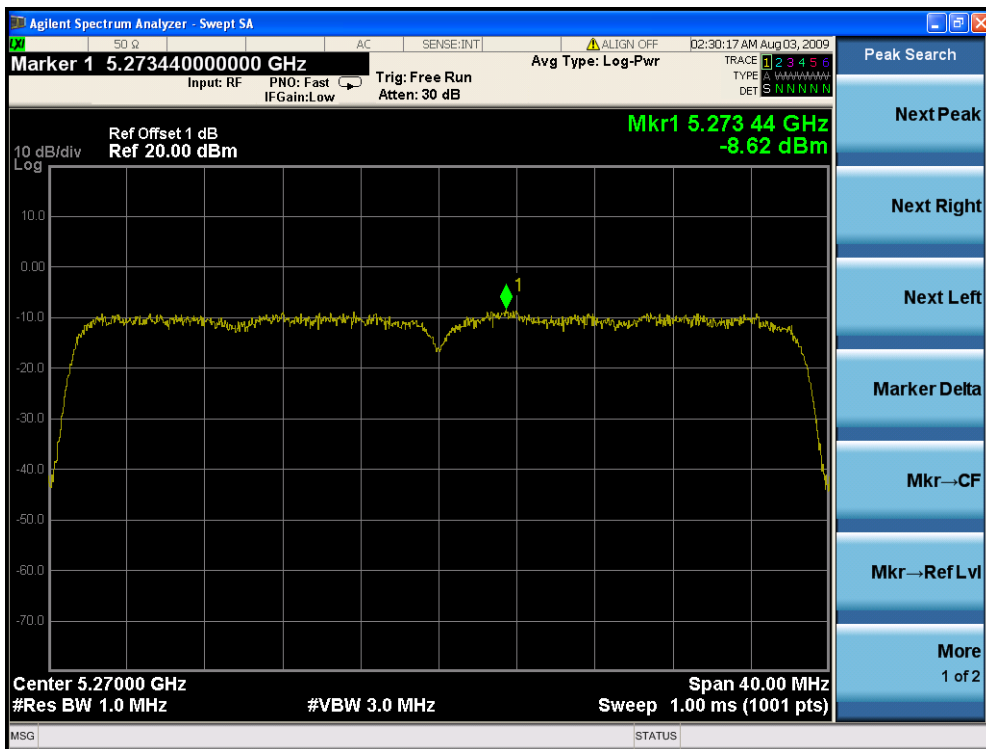
### Channel 38 (5190MHz) - Chain B



Channel 46 (5230MHz) - Chain B



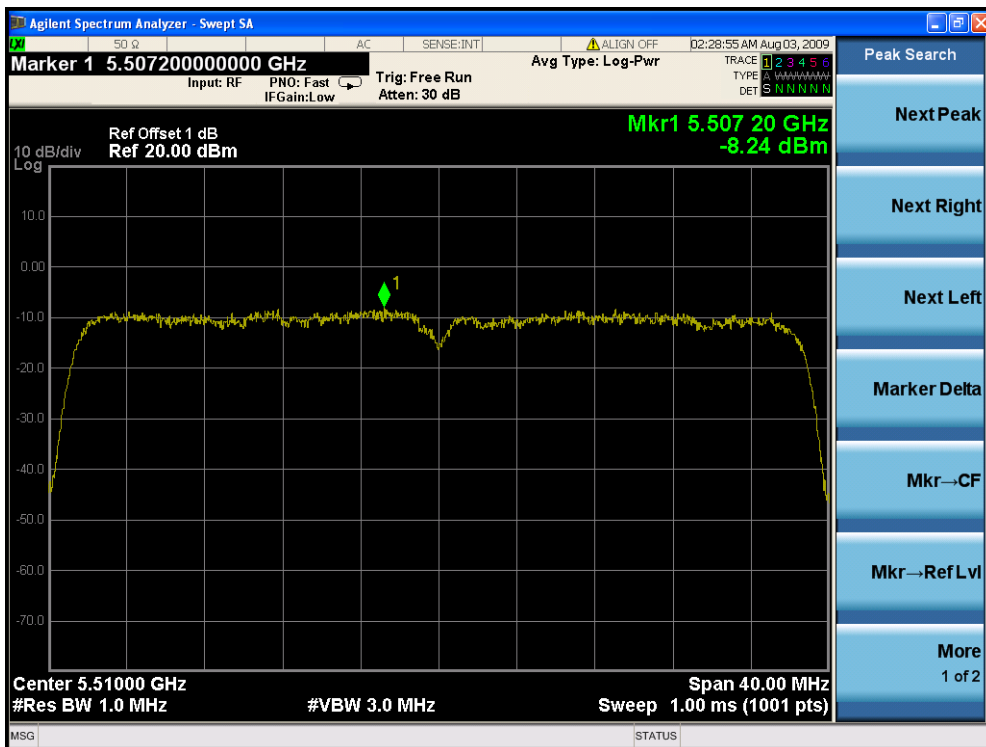
Channel 54 (5270MHz) - Chain B



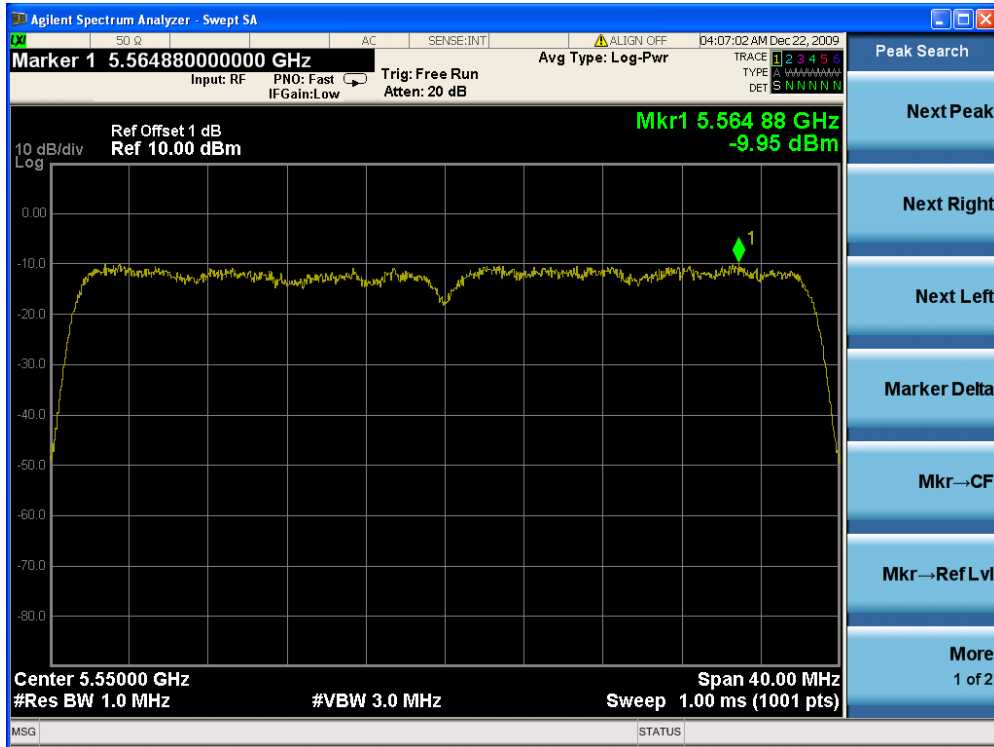
Channel 62 (5310MHz) - Chain B



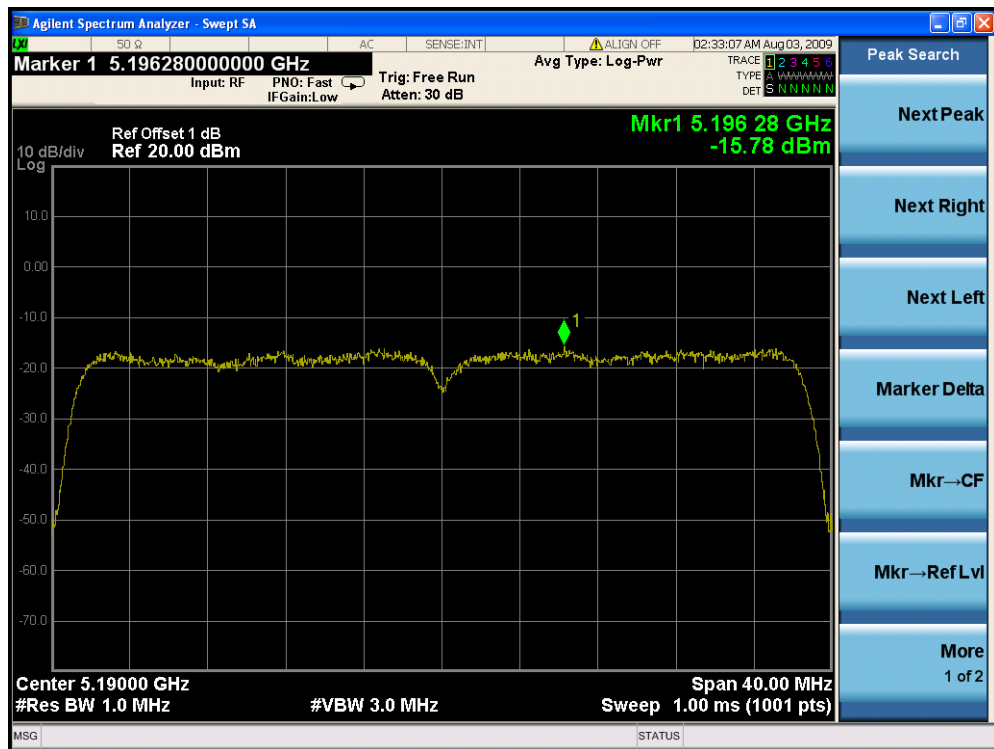
Channel 102 (5510MHz) - Chain B



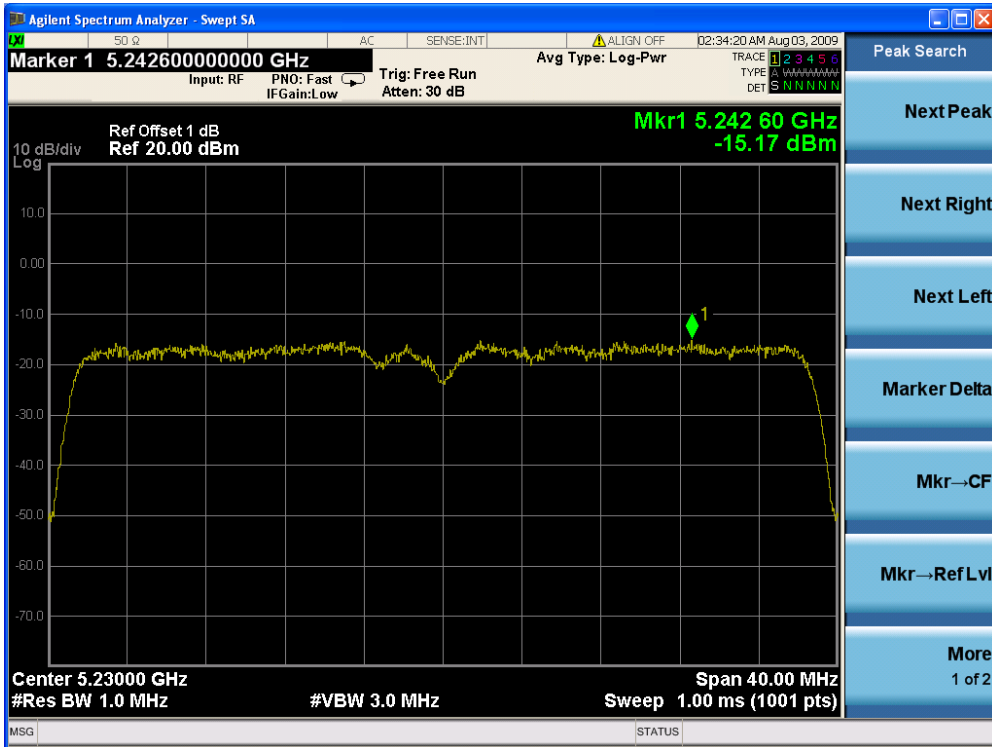
Channel 110 (5550MHz) - Chain B



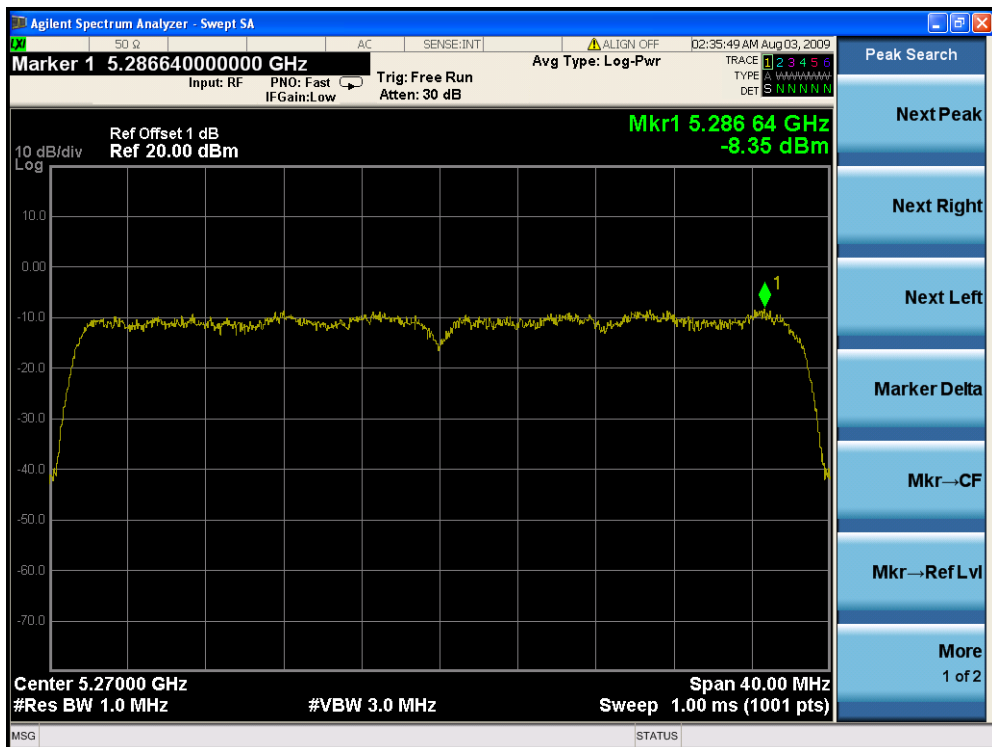
Channel 38 (5190MHz) - Chain C



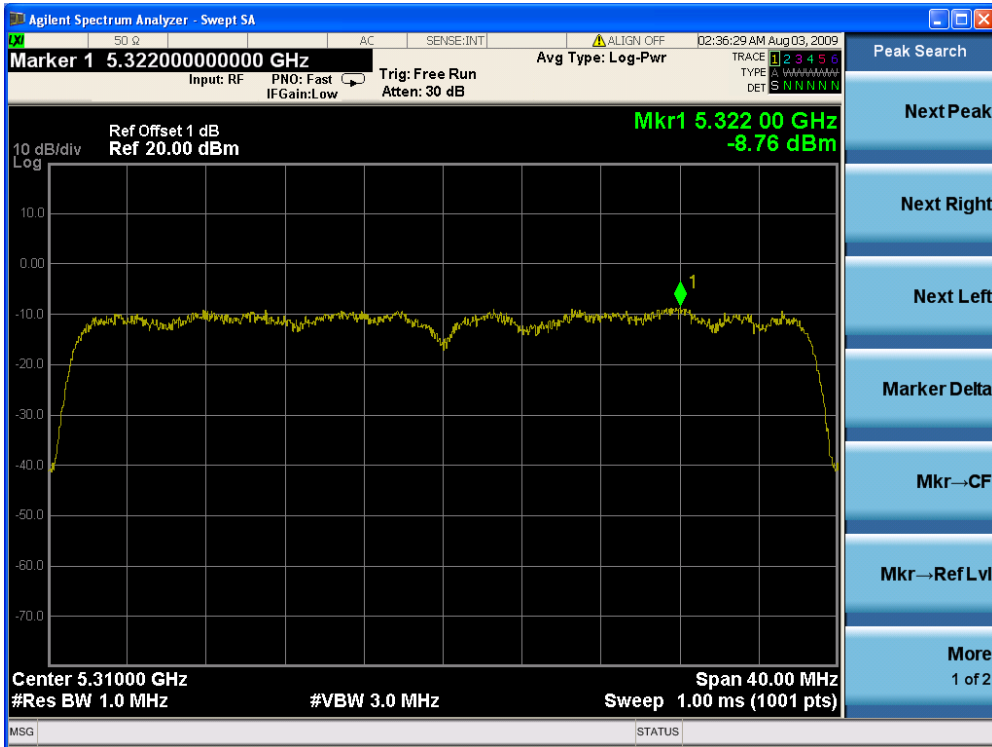
Channel 46 (5230MHz) - Chain C



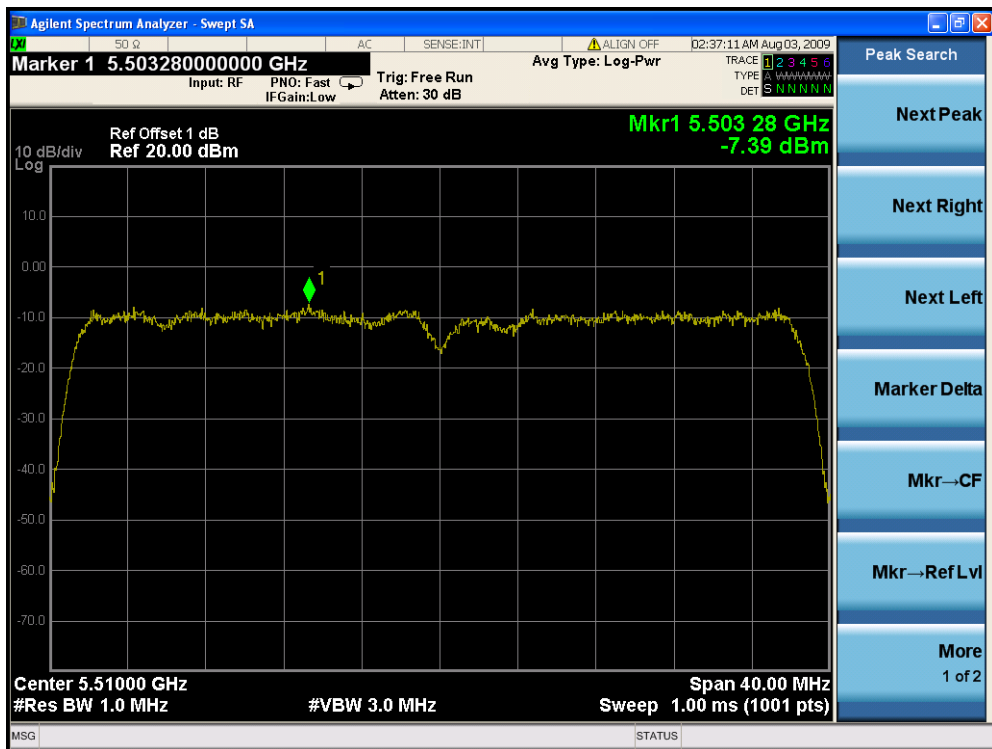
Channel 54 (5270MHz) - Chain C



Channel 62 (5310MHz) - Chain C

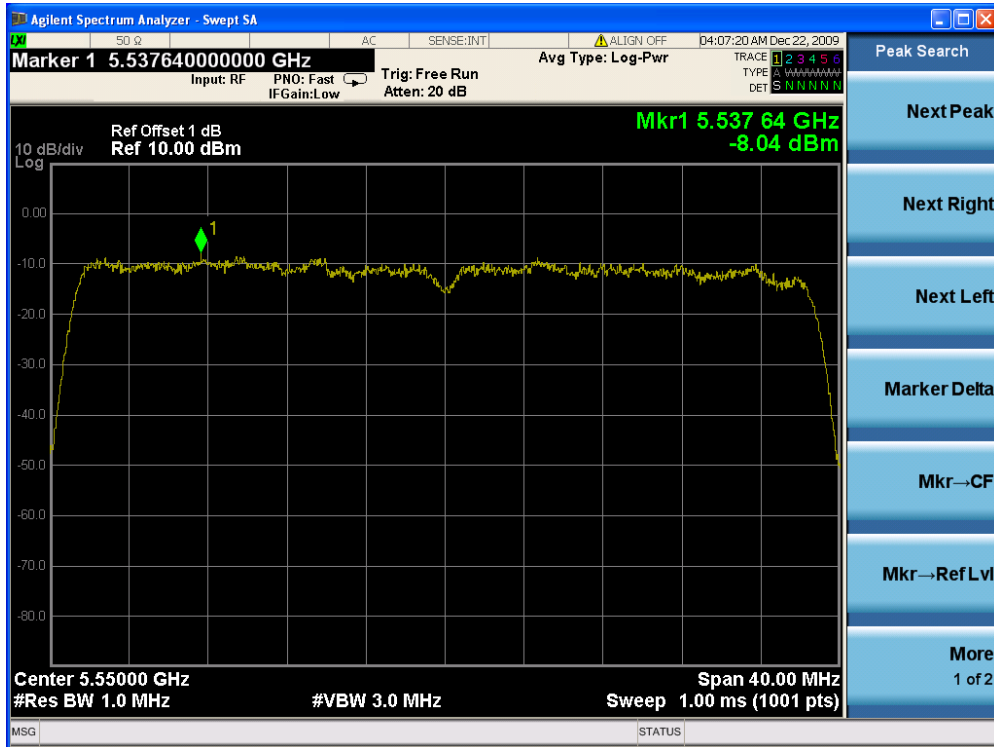


Channel 102 (5510MHz) - Chain C





Channel 110 (5550MHz) - Chain C

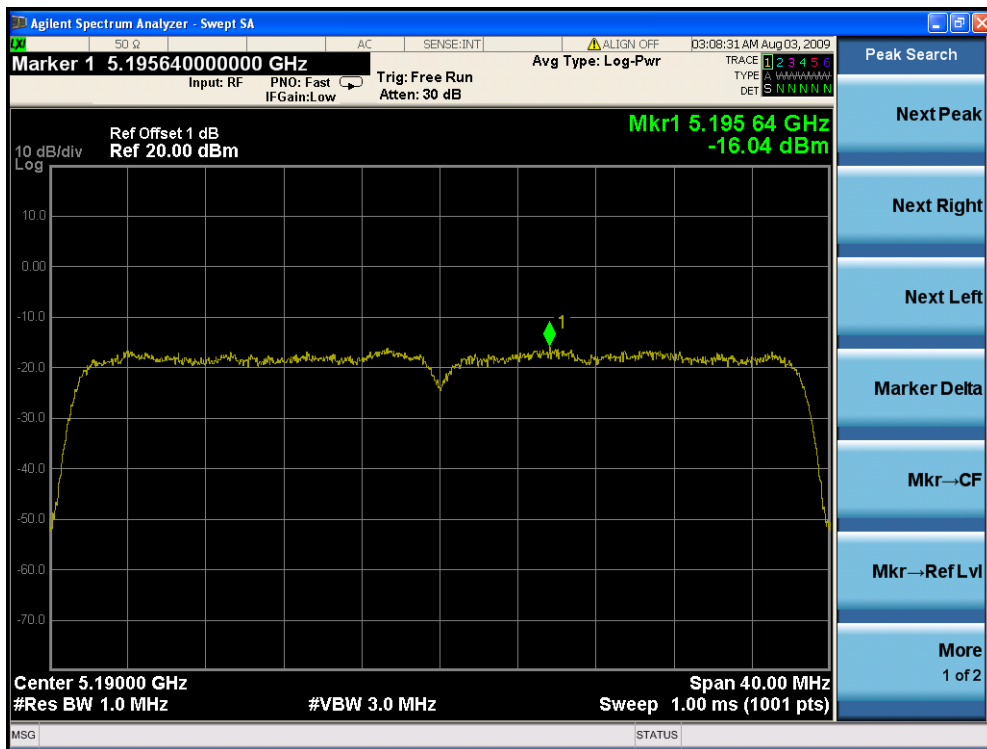


Product	: Wireless LAN Access Point
Test Item	: Peak Power Spectral Density
Test Site	: AC-6
Test Mode	: Mode 3: Transmit by 802.11n (40MHz Bandwidth) (Chain A+B+C)

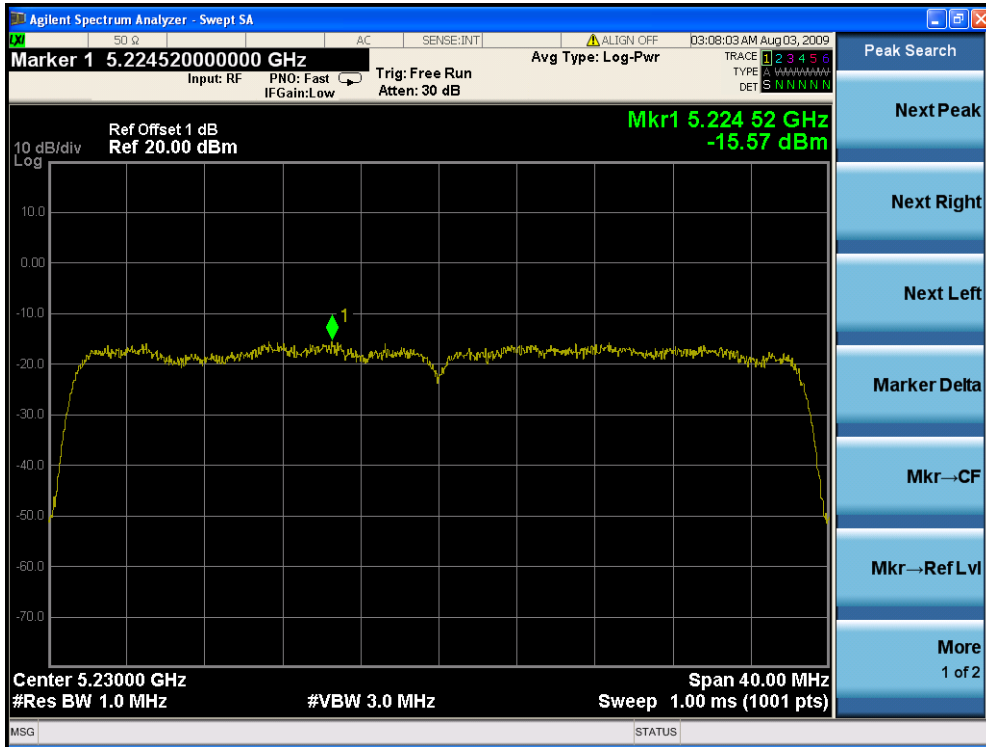
Channel No.	Frequency (MHz)	Measurement PPSD (dBm/MHz)			Total PPSD (dBm/MHz)	Limit (dBm/MHz)	Result
		Chain A	Chain B	Chain C			
38	5190	-16.04	-17.43	-16.87	-11.97	4	Pass
46	5230	-15.57	-17.62	-15.78	-11.46	4	Pass
54	5270	-9.49	-9.98	-8.94	-4.67	11	Pass
62	5310	-9.41	-9.71	-9.79	-4.86	11	Pass
102	5510	-8.36	-11.10	-10.04	-4.91	11	Pass
110	5550	-9.44	-11.26	-9.49	-5.21	11	Pass

Note: the maximum EIRP spectrum density for 5150~5250MHz band is -6.36dBm.

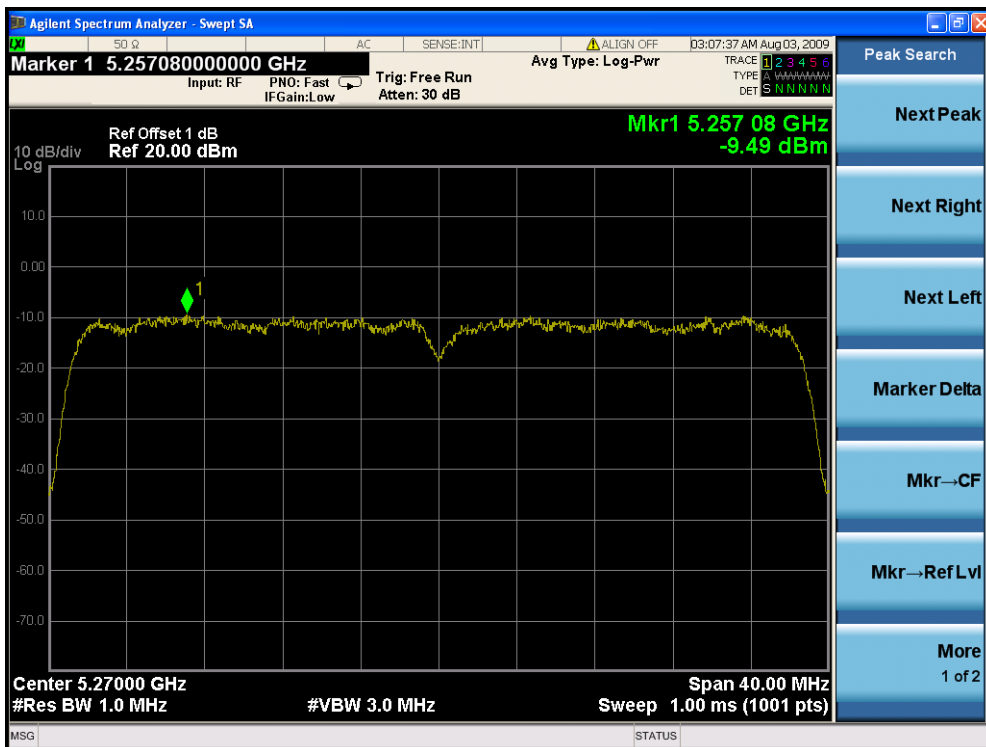
**Channel 38 (5190MHz) - Chain A**



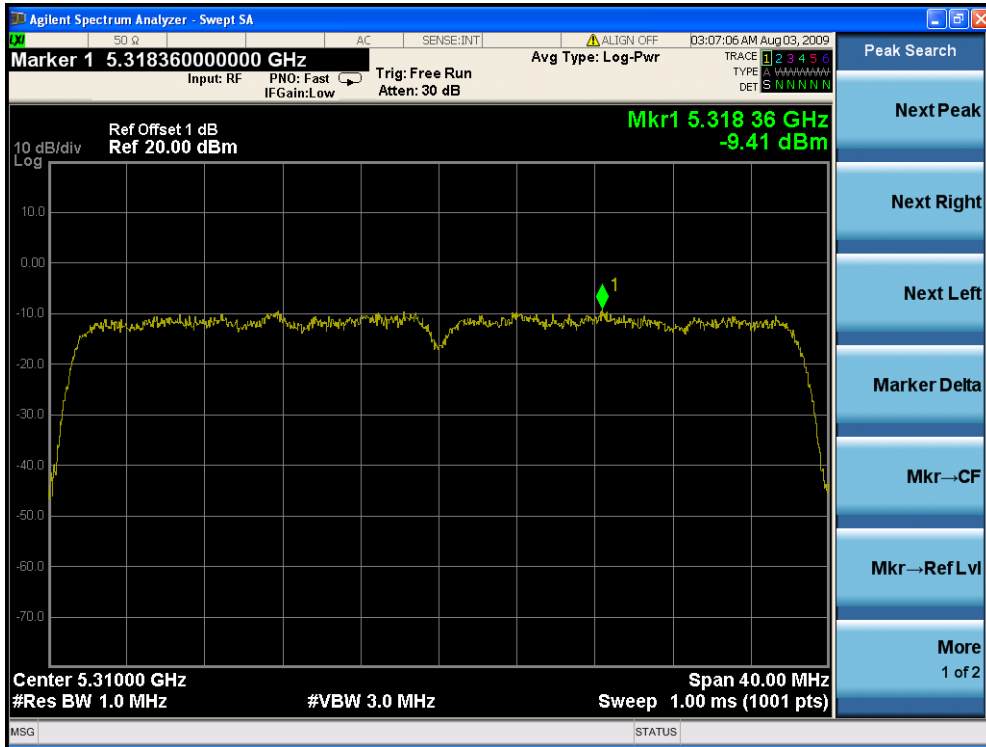
Channel 46 (5230MHz) - Chain A



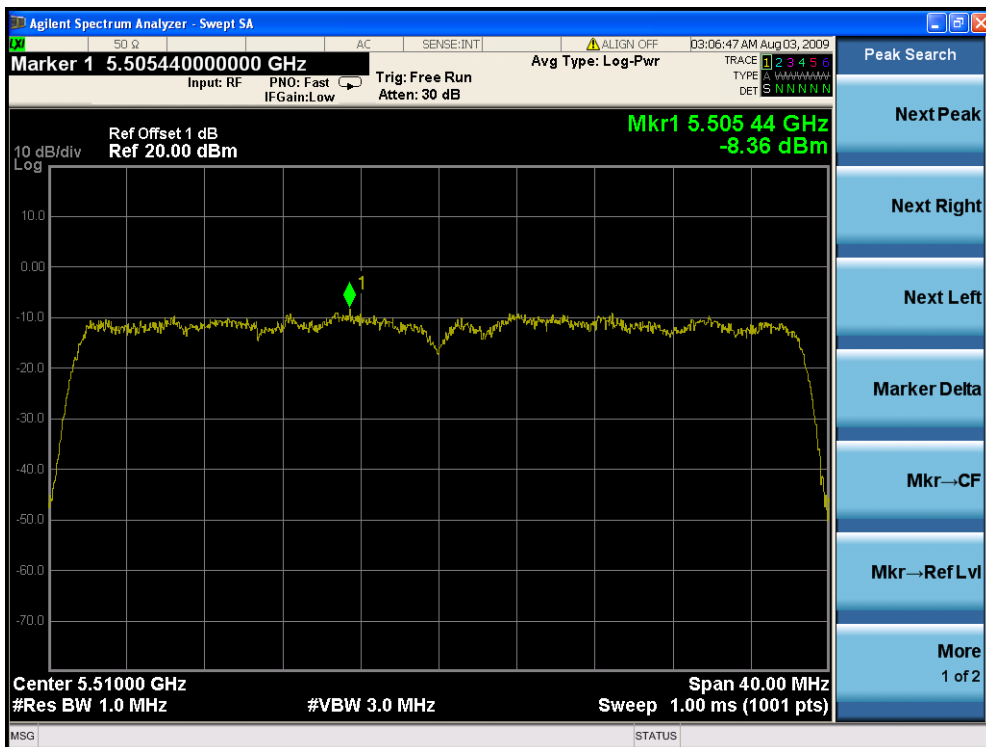
Channel 54 (5270MHz) - Chain A



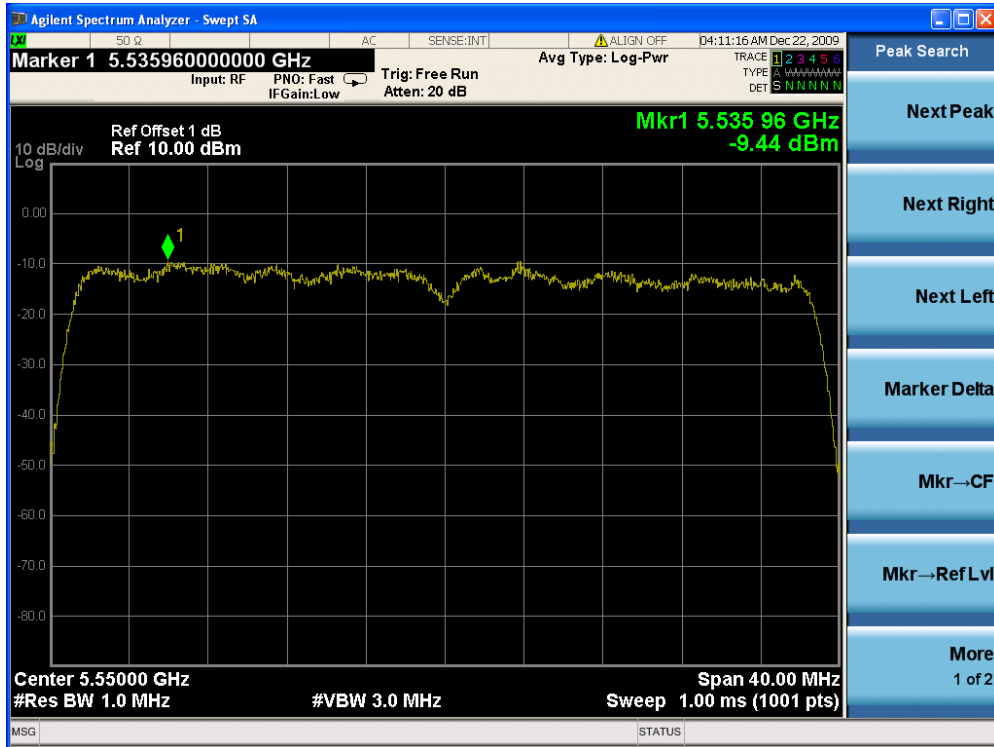
Channel 62 (5310MHz) - Chain A



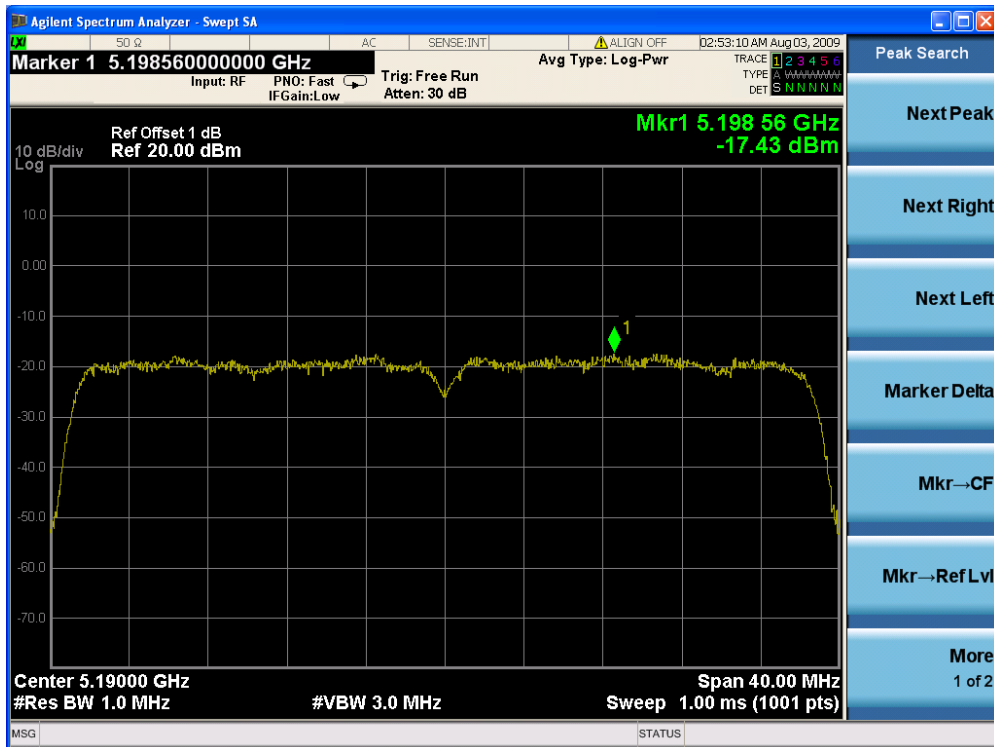
Channel 102 (5510MHz) - Chain A



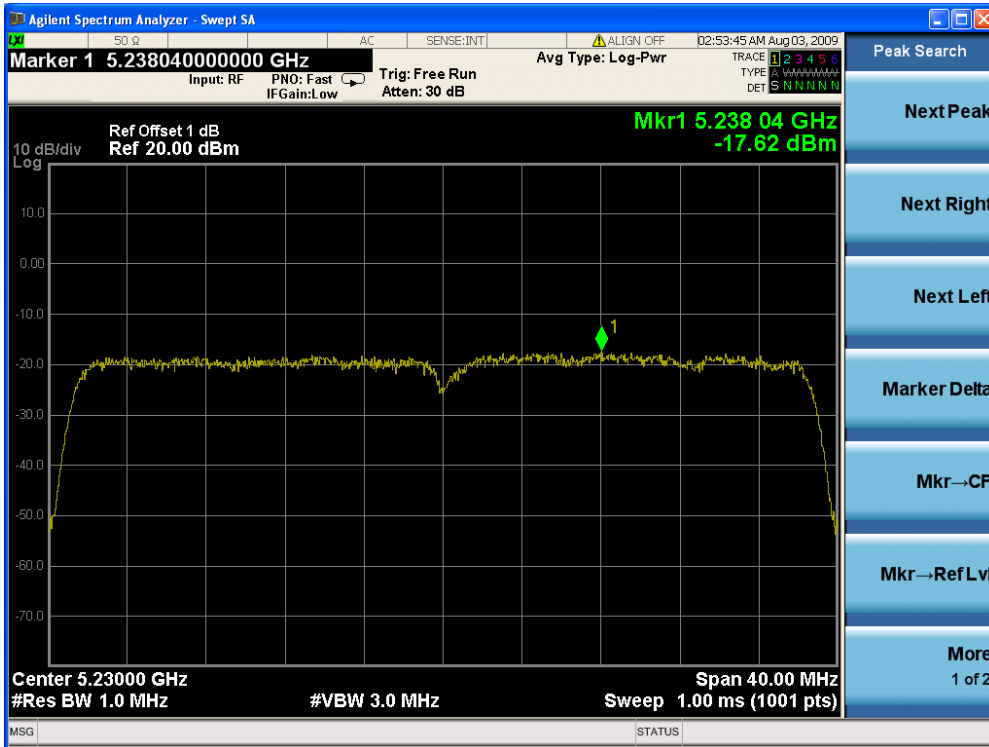
Channel 110 (5550MHz) - Chain A



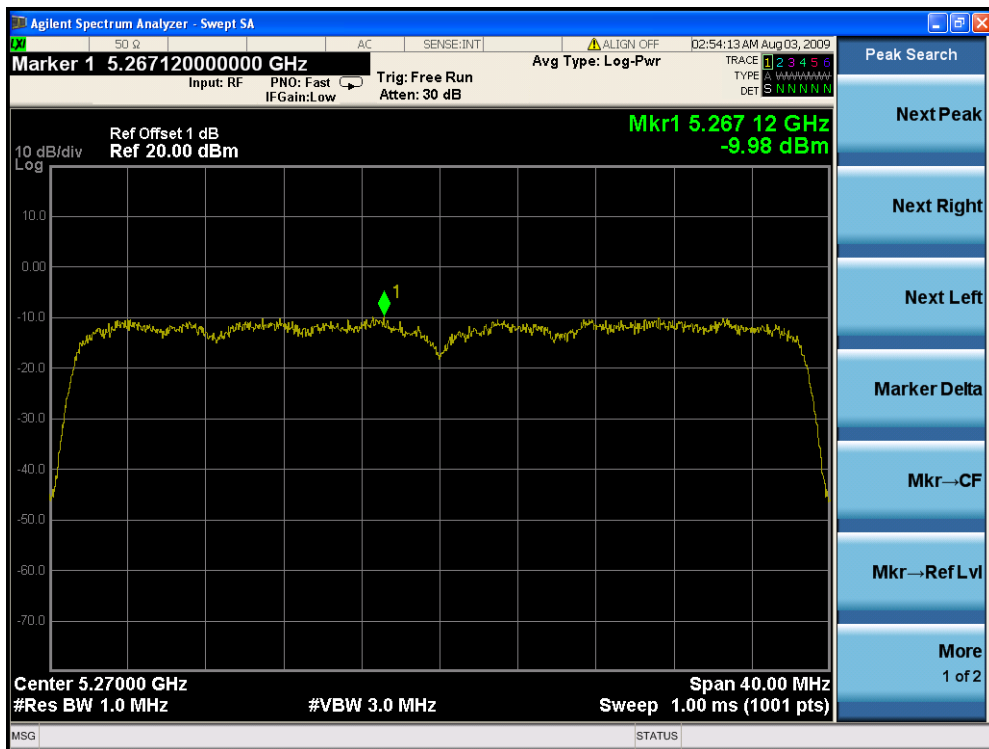
Channel 38 (5190MHz) - Chain B



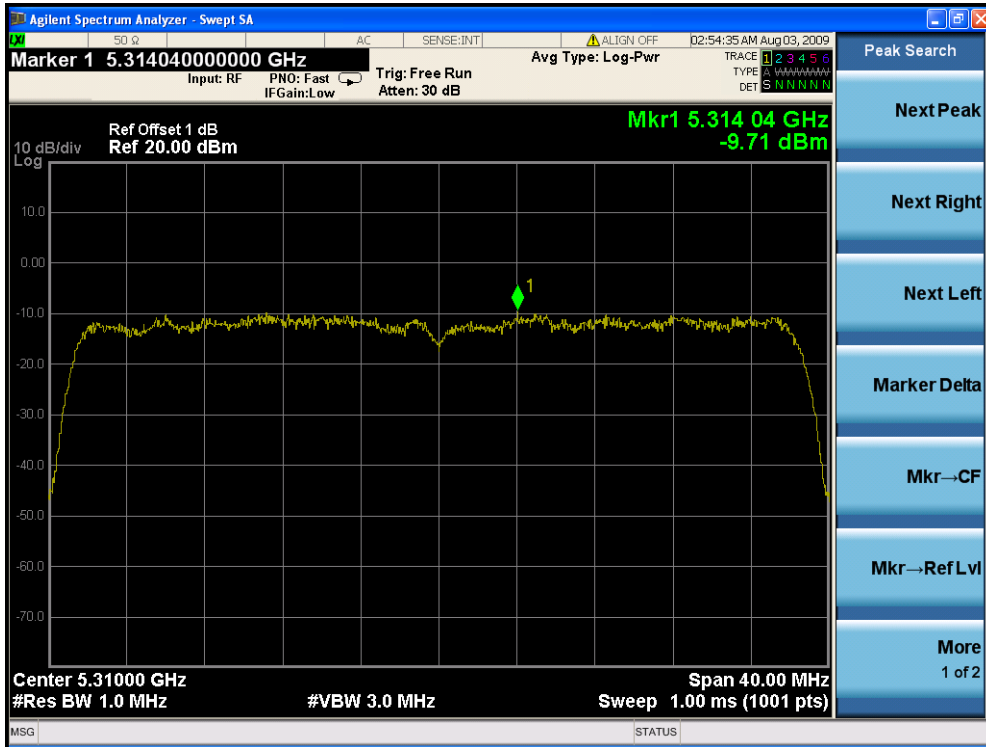
Channel 46 (5230MHz) - Chain B



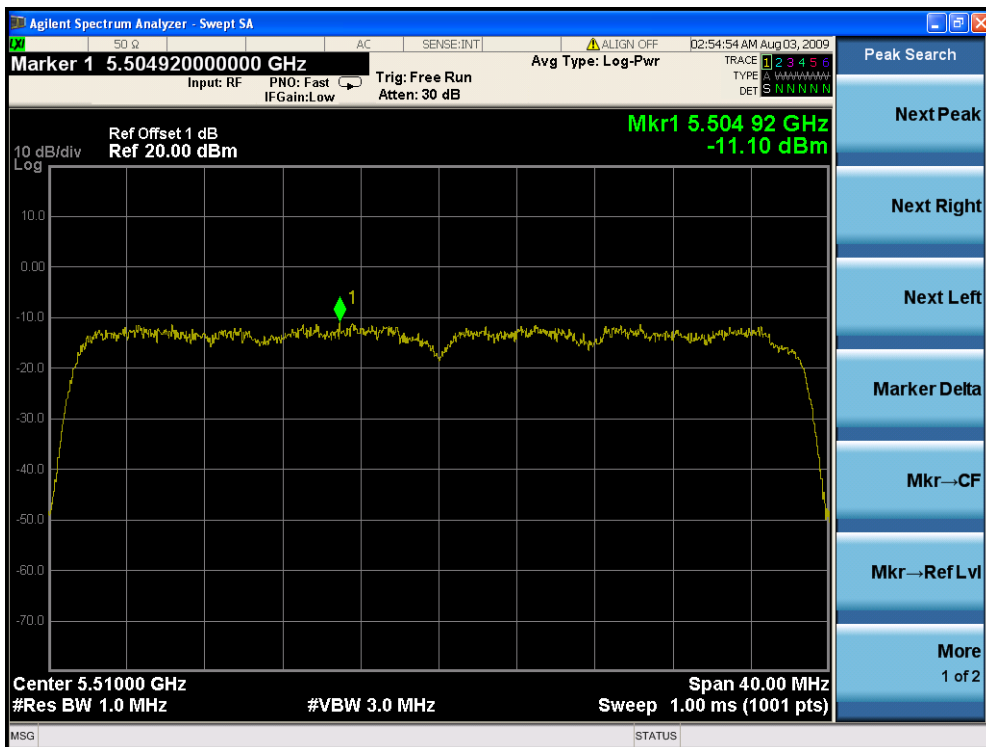
Channel 54 (5270MHz) - Chain B



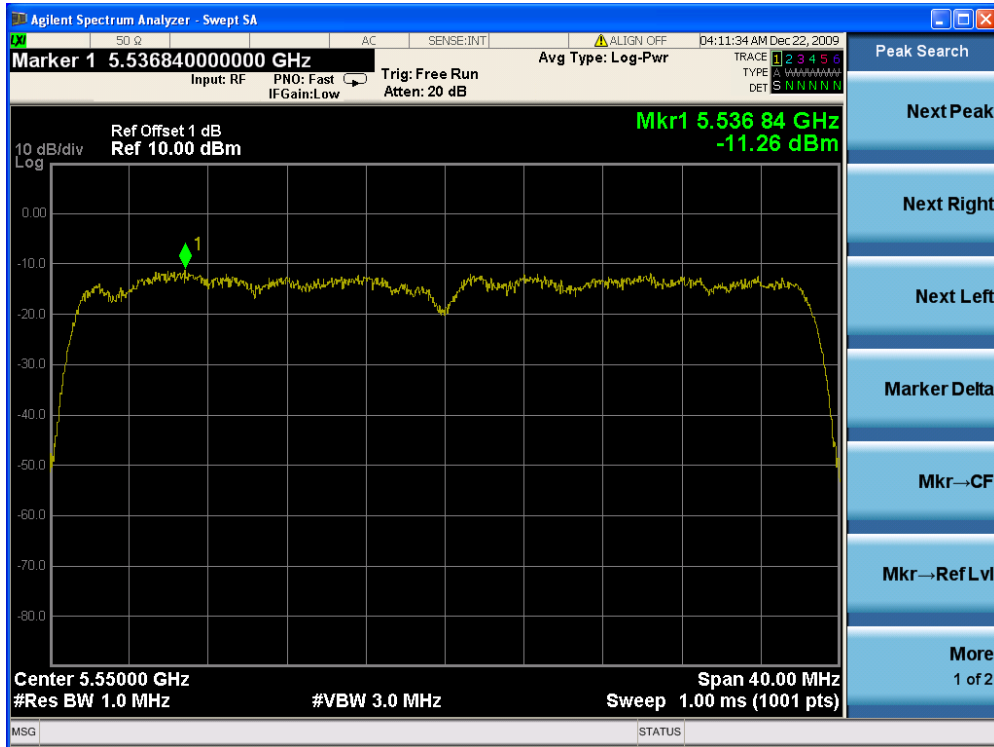
Channel 62 (5310MHz) - Chain B



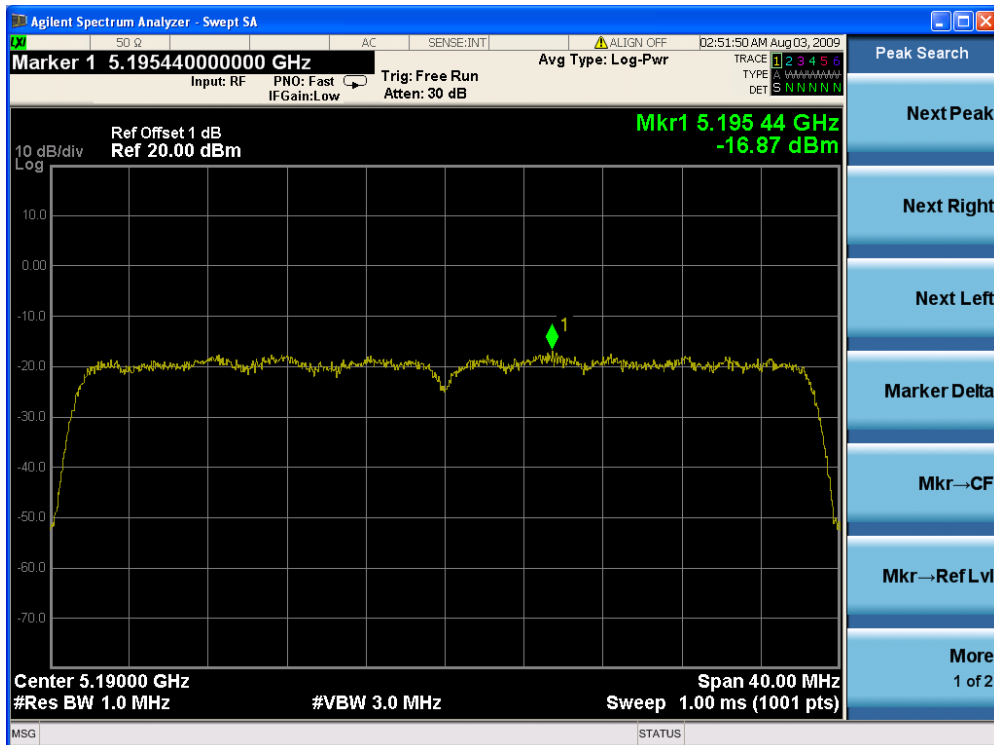
Channel 102 (5510MHz) - Chain B



Channel 110 (5550MHz) - Chain B

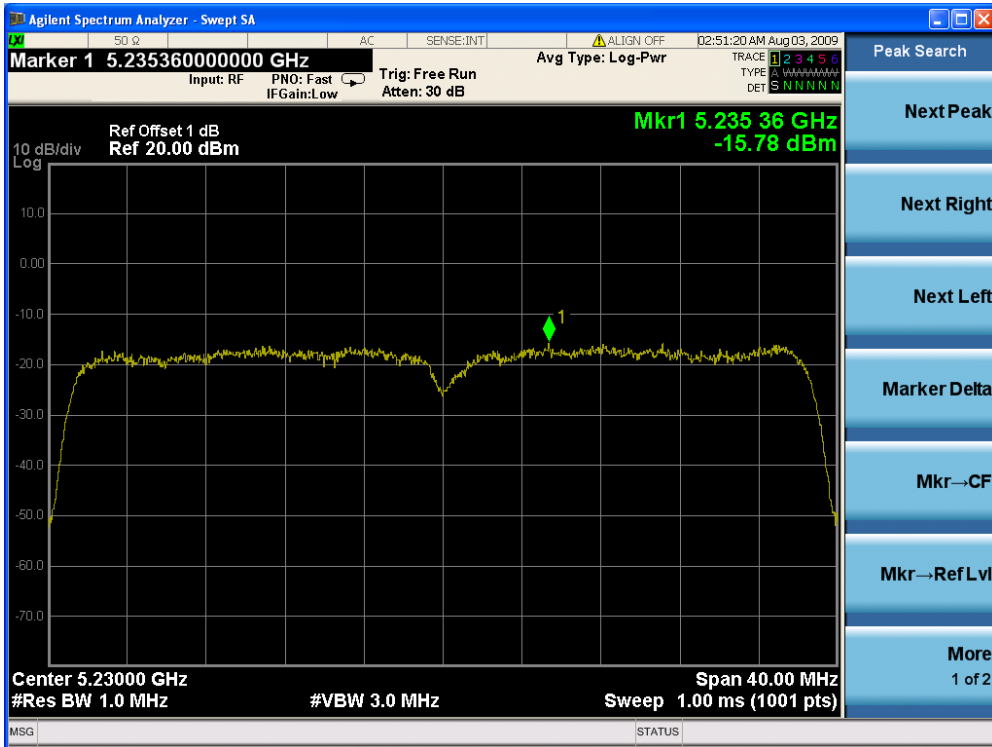


Channel 38 (5190MHz) - Chain C

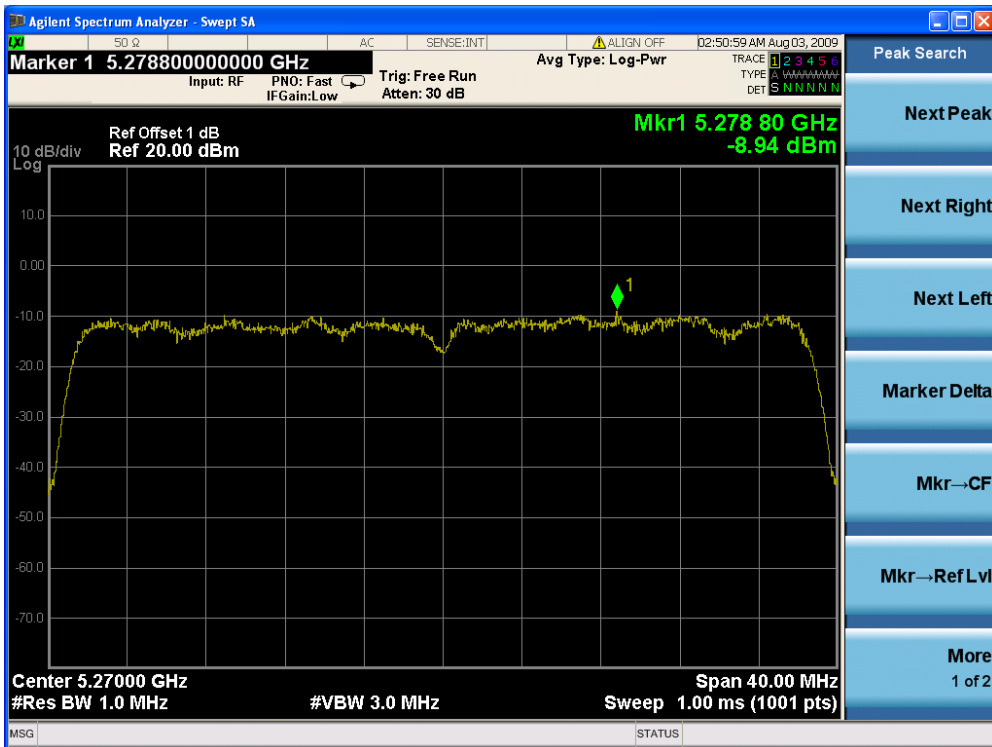




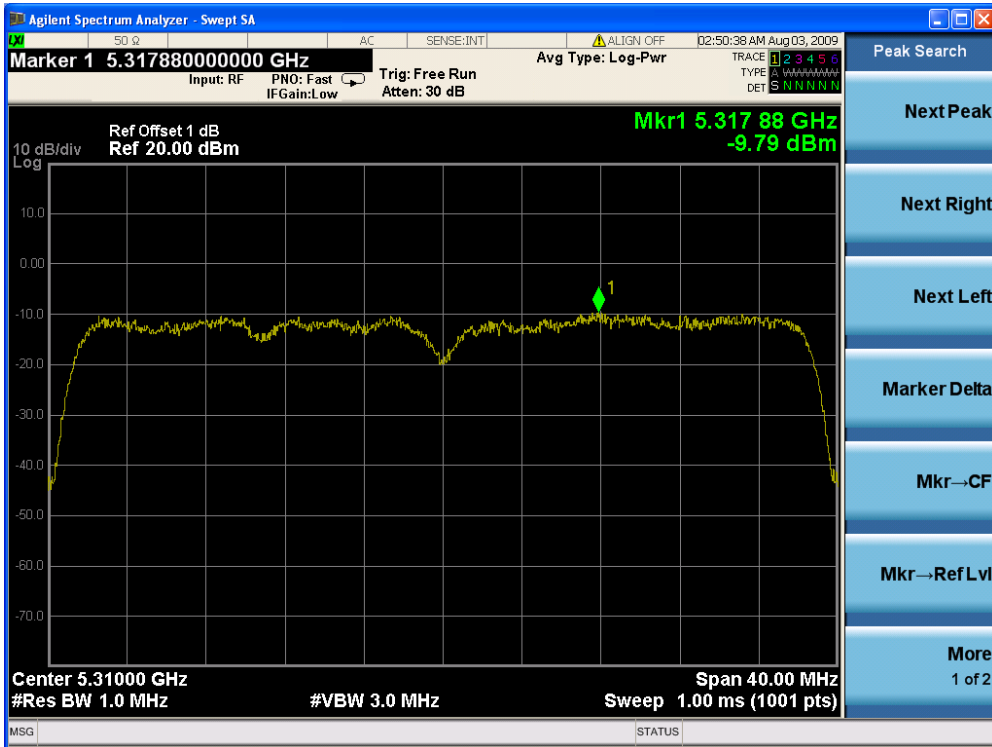
Channel 46 (5230MHz) - Chain C



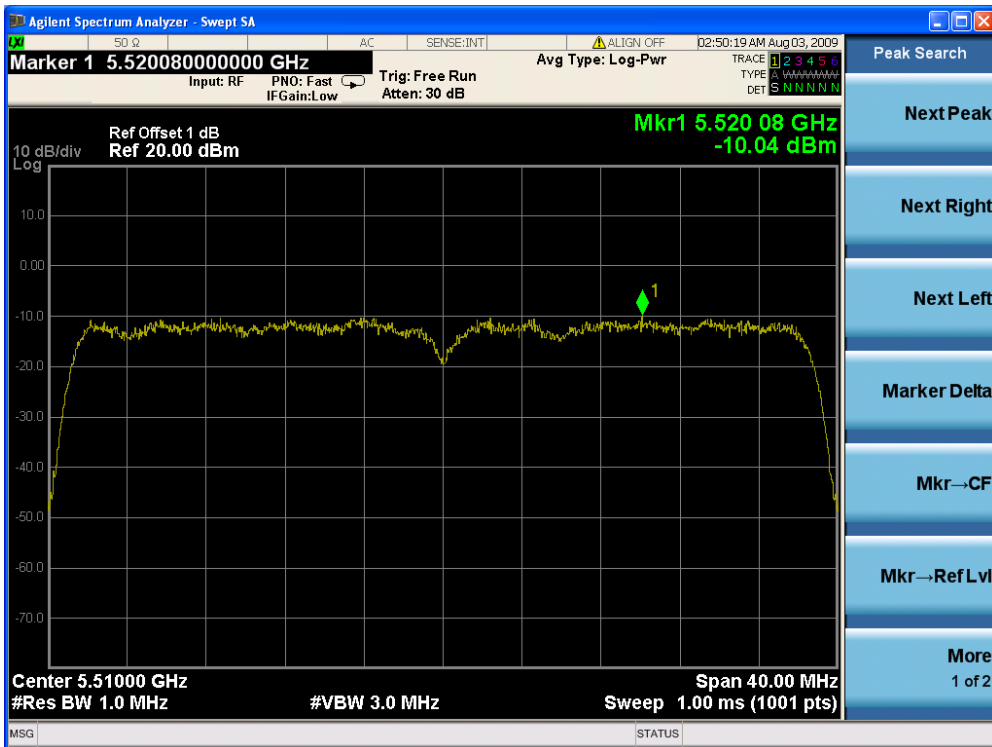
Channel 54 (5270MHz) - Chain C



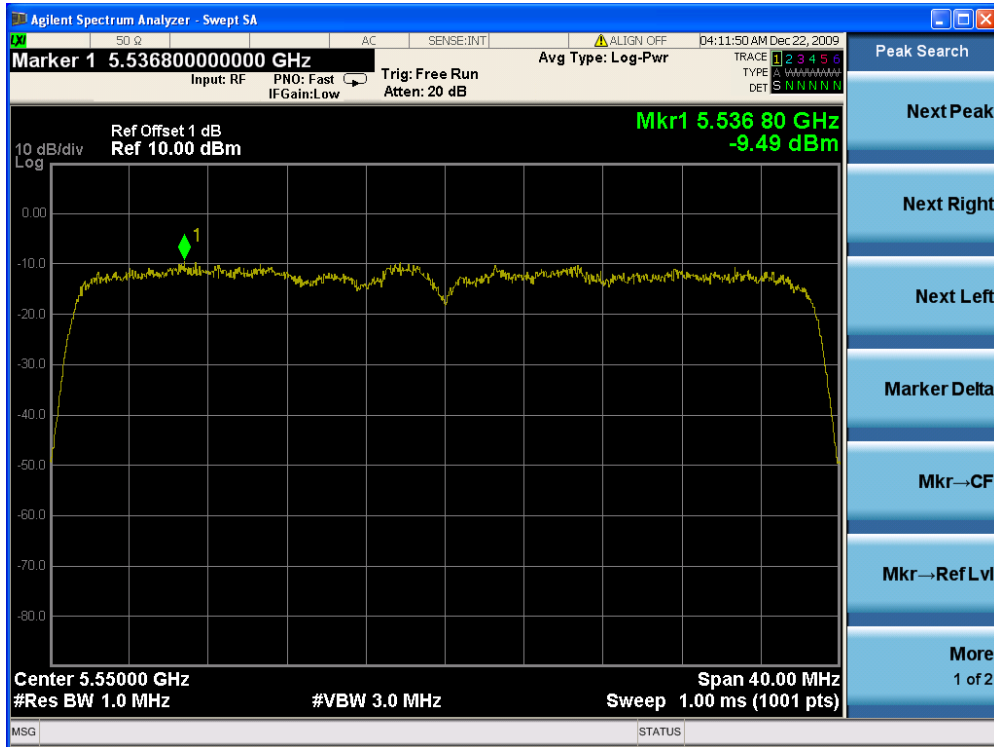
Channel 62 (5310MHz) - Chain C



Channel 102 (5510MHz) - Chain C



Channel 110 (5550MHz) - Chain C



9. Peak Excursion

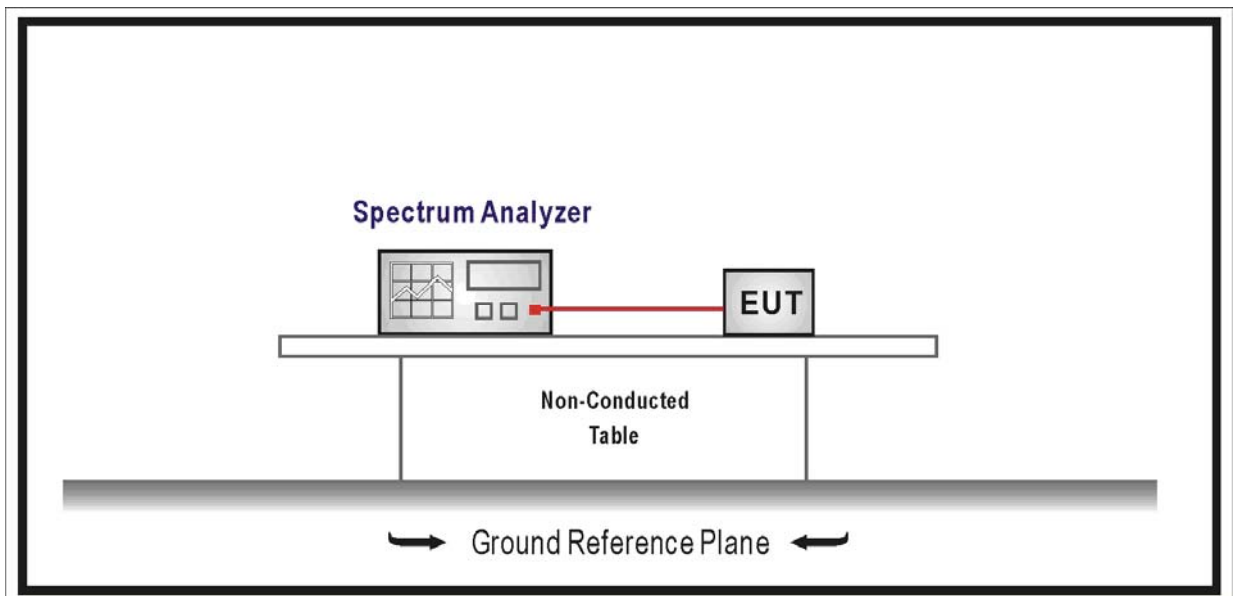
9.1. Test Equipment

Peak Excursion / AC-6

Instrument	Manufacturer	Type No.	Serial No.	Cal. Date
Spectrum Analyzer	Agilent	E4446A	MY45300103	2009/06/11
Temperature/Humidity Meter	zhicheng	ZC1-2	QT-TH007	2009/03/30

Note: All equipments are calibrated with traceable calibrations. Each calibration is traceable to the national or international standards.

9.2. Test Setup



9.3. Limit

The ratio of the peak excursion of the modulation envelope (measured using a peak hold function) to the maximum conducted output power (measured as specified above) shall not exceed 13 dB across any 1 MHz bandwidth or the emission bandwidth whichever is less.

#### 9.4. Test Procedure

The EUT was tested according to FCC Public Notice DA 02-2138, August 30, 2002 for compliance to FCC 47CFR 15.407 requirements.

Set the spectrum analyzer span to view the entire emission bandwidth. The largest difference between the following two traces must be  $\leq 13$  dB for all frequencies across the emission bandwidth.

- 1st Trace: Set RBW = 1 MHz, VBW  $\geq 3$  MHz with peak detector and maxhold settings.
- 2nd Trace: Set RBW = 1 MHz, VBW = 30 kHz with peak detector and maxhold settings.

#### 9.5. Uncertainty

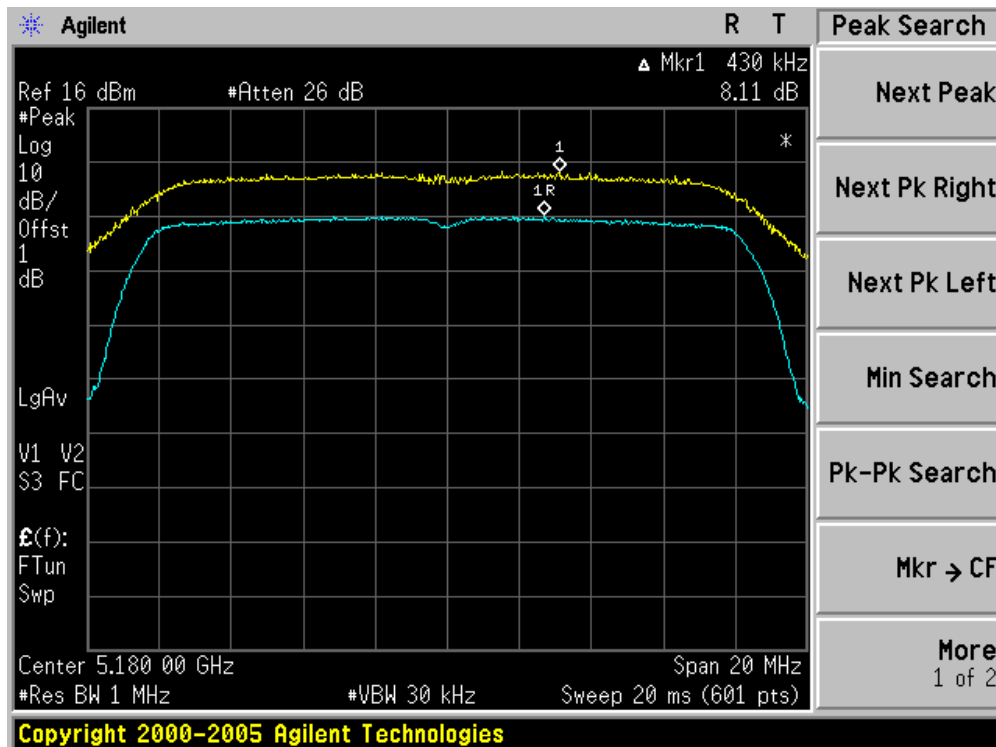
The measurement uncertainty is defined as  $\pm 1.27$  dB

9.6. Test Result

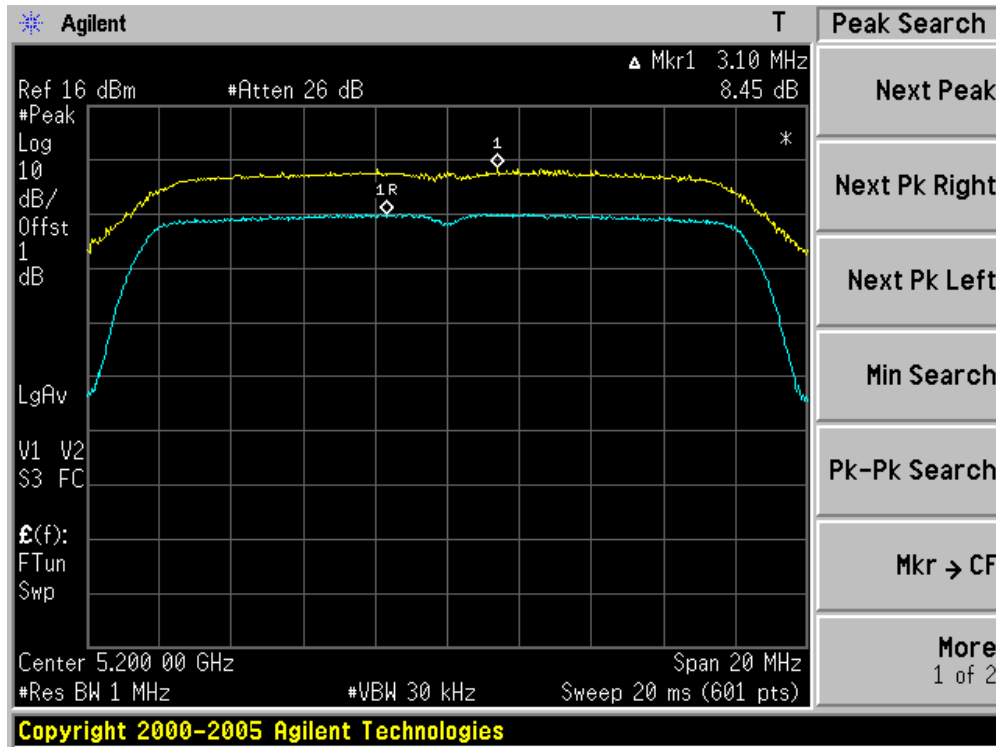
Product	:	Wireless LAN Access Point
Test Item	:	Peak Excursion
Test Site	:	AC-6
Test Mode	:	Mode 1: Transmit by 802.11a (Chain A)

Channel No.	Frequency (MHz)	Peak Excursion (dB)	Limit (dB)	Result
36	5180	8.11	13	Pass
40	5200	8.45	13	Pass
48	5240	8.17	13	Pass
52	5260	8.73	13	Pass
60	5300	8.66	13	Pass
64	5320	8.55	13	Pass
100	5500	8.36	13	Pass
116	5580	8.27	13	Pass
140	5700	8.61	13	Pass

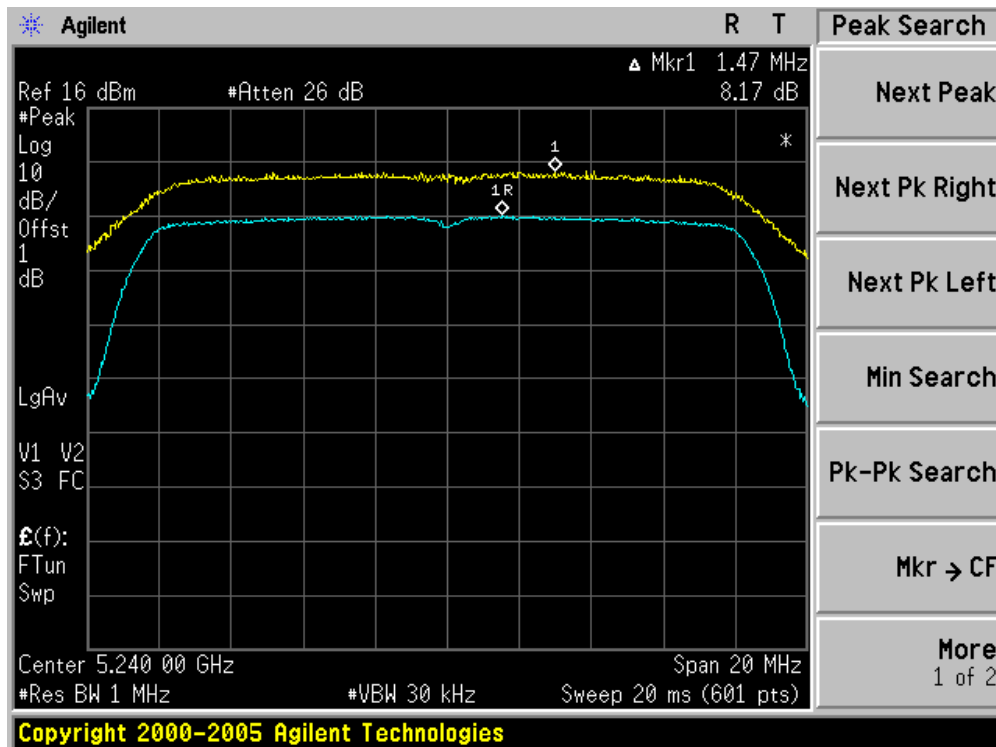
Channel 36 (5180MHz)



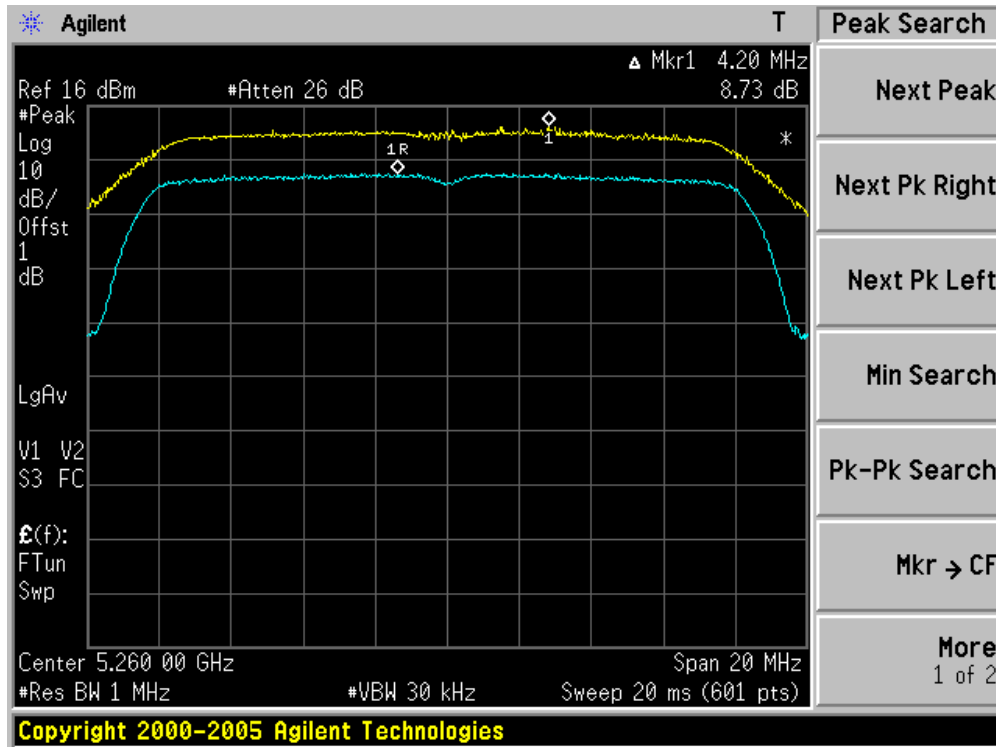
Channel 40 (5200MHz)



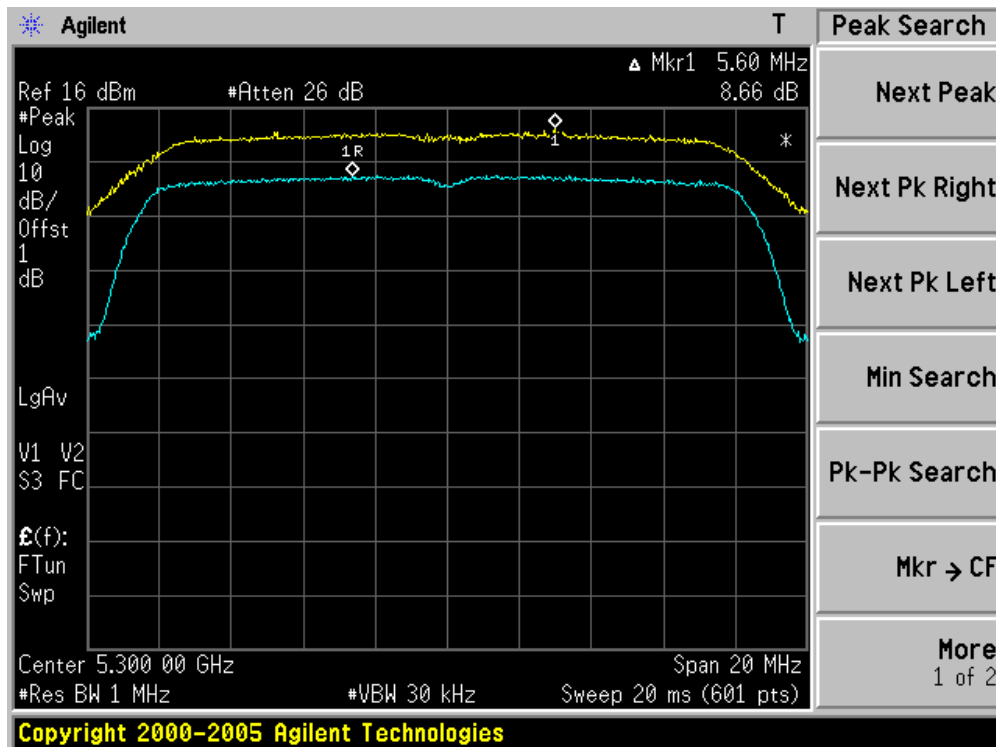
Channel 48 (5240MHz)



Channel 52 (5260MHz)

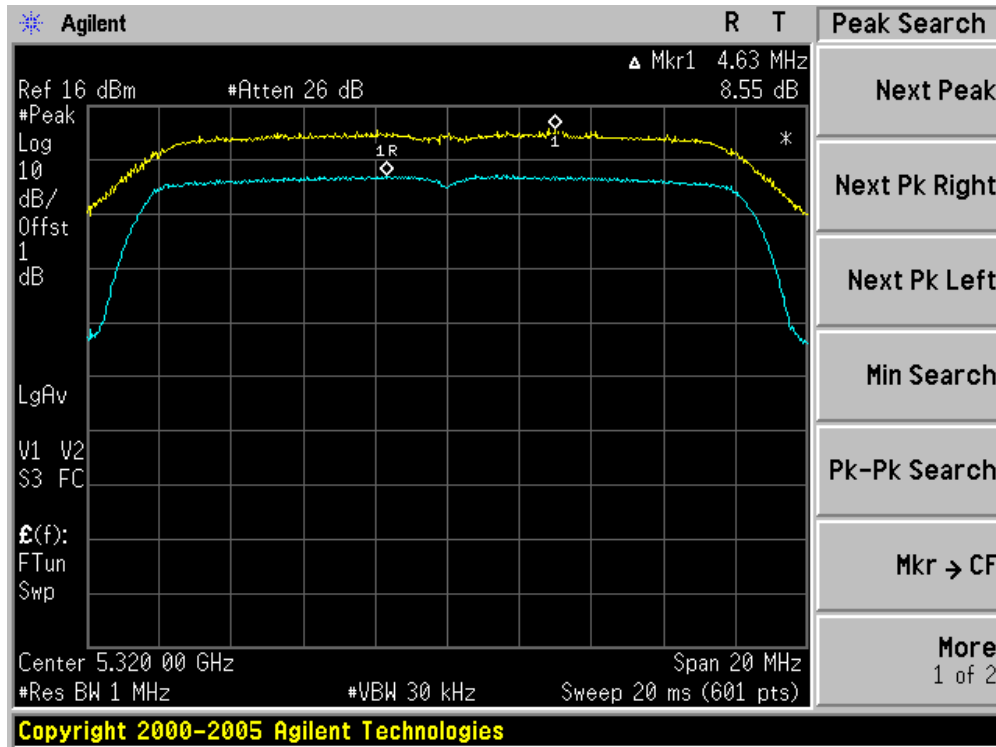


Channel 60 (5300MHz)

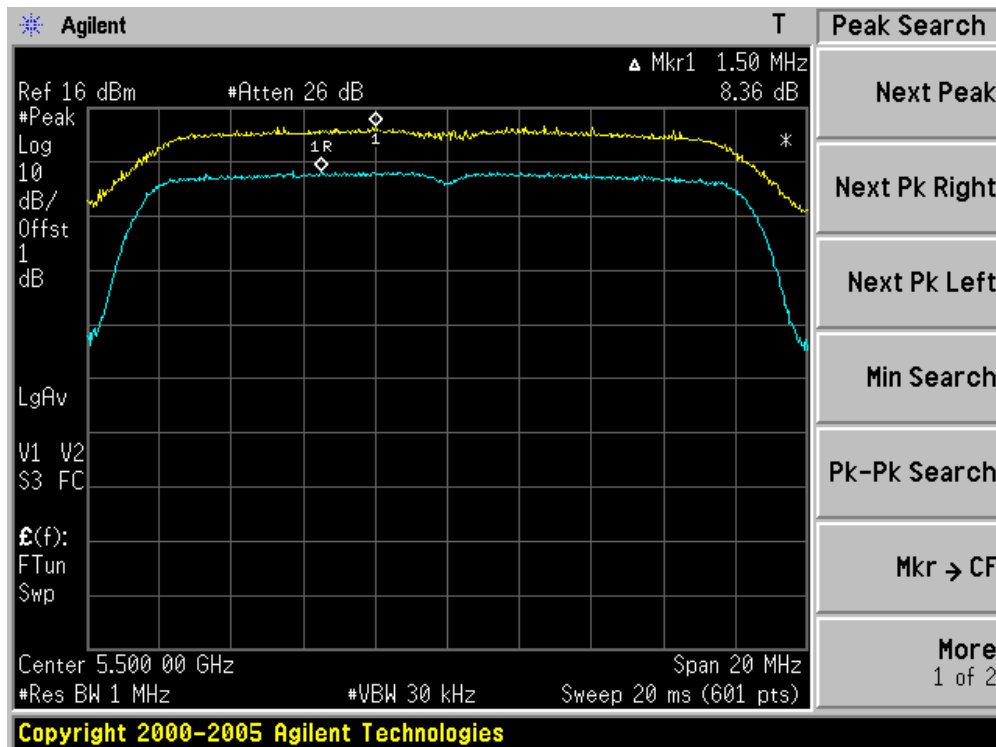




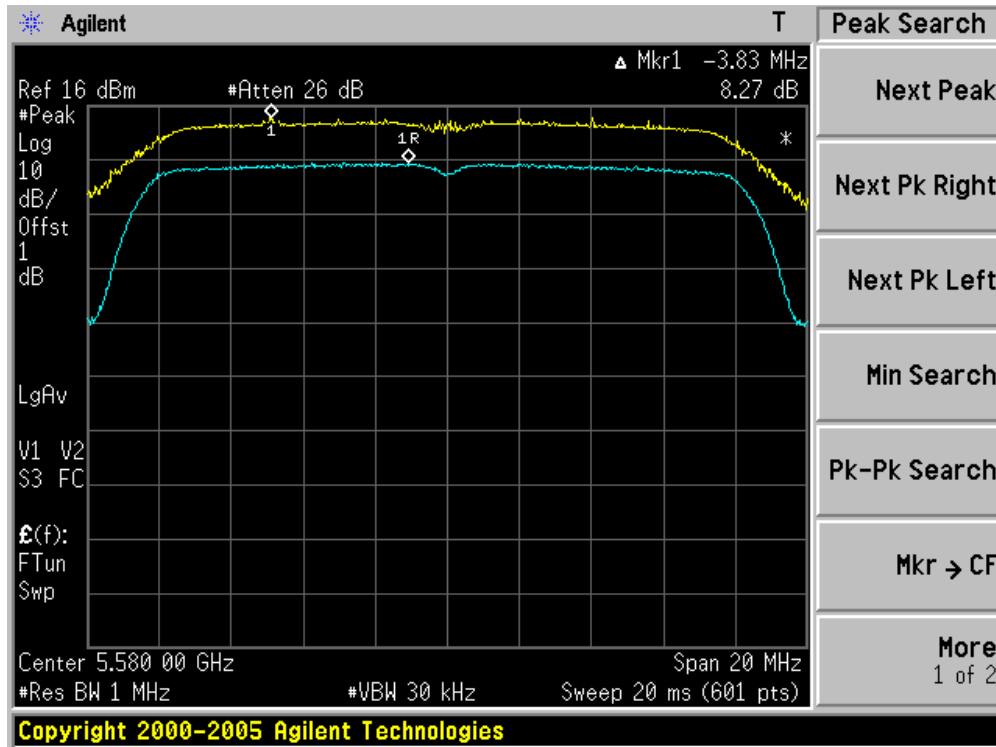
Channel 64 (5320MHz)



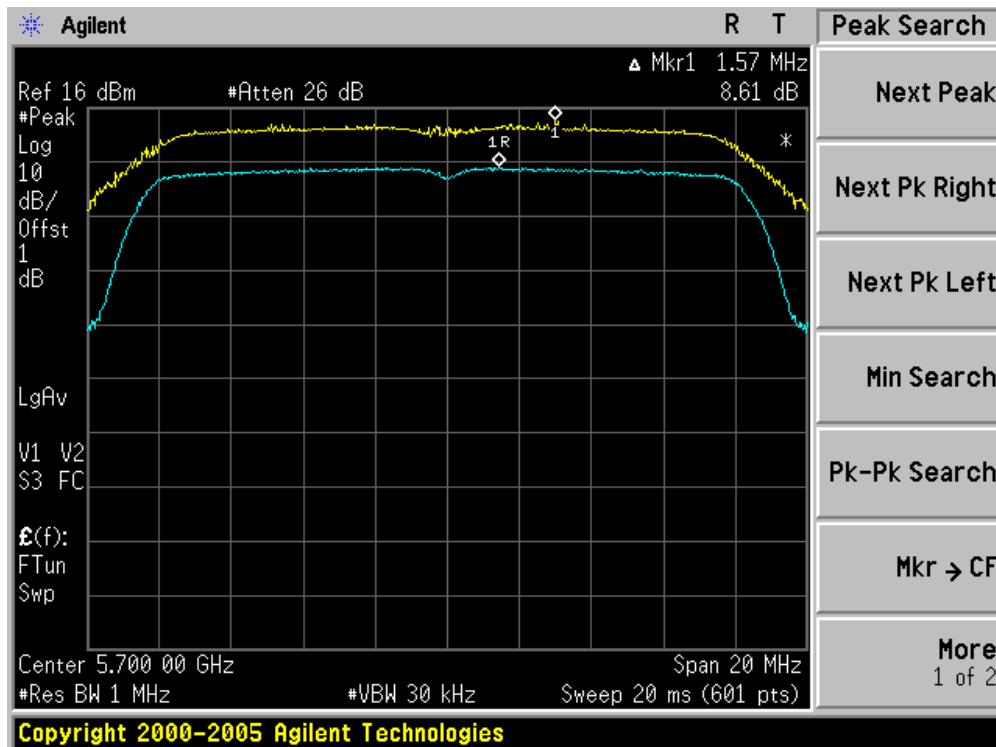
Channel 100 (5500MHz)



Channel 116 (5580MHz)



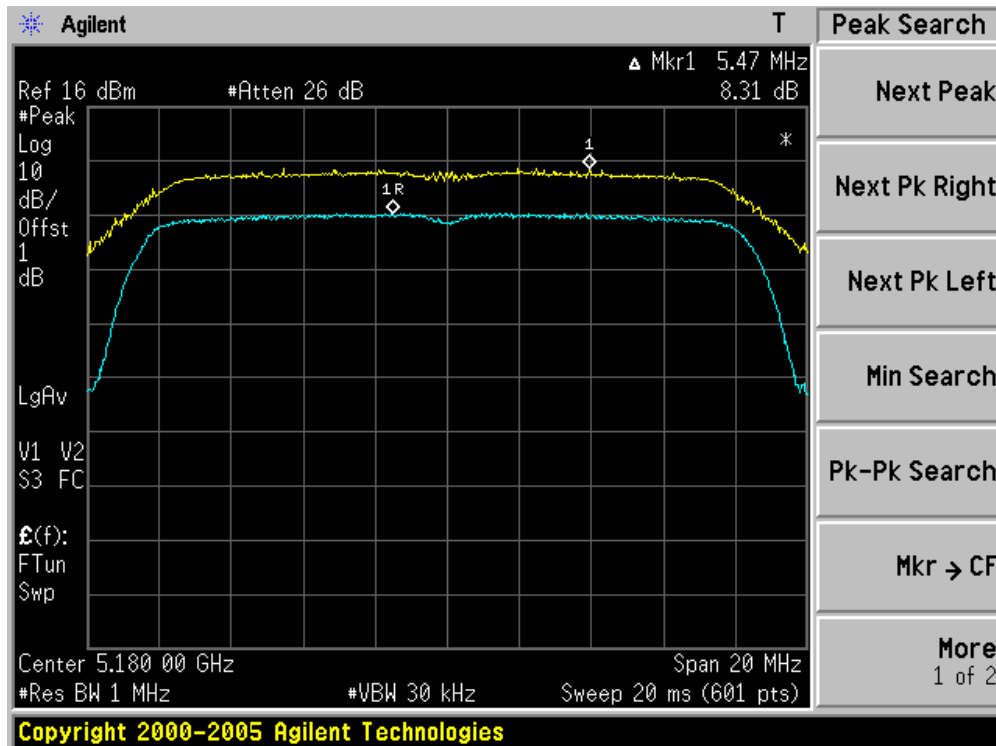
Channel 140 (5700MHz)



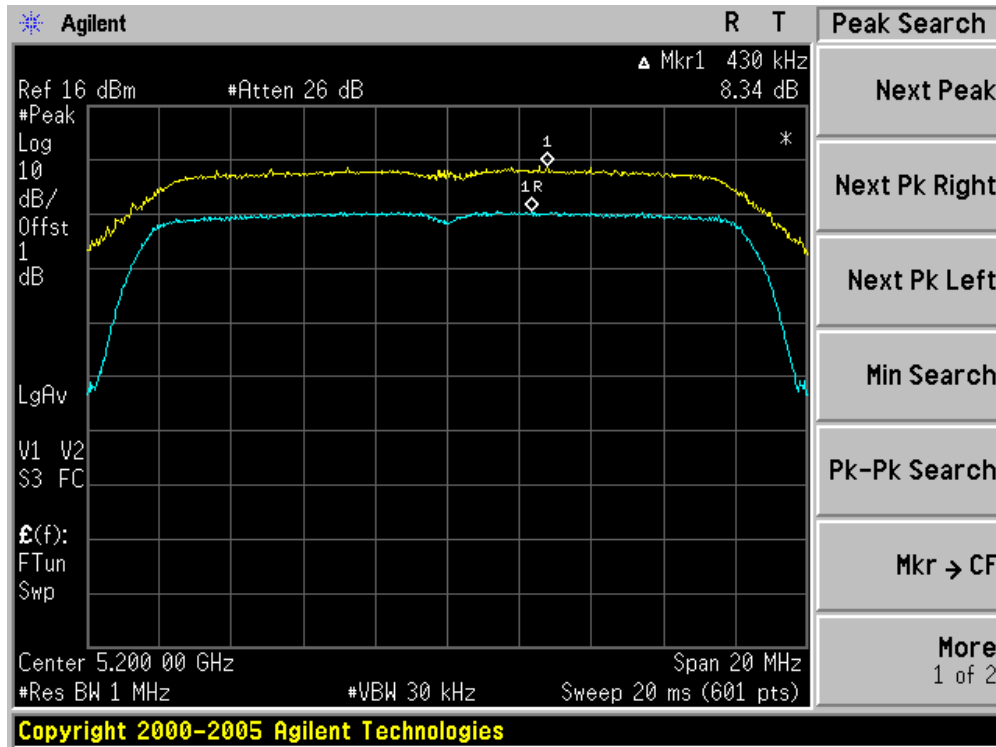
Product	:	Wireless LAN Access Point
Test Item	:	Peak Excursion
Test Site	:	AC-6
Test Mode	:	Mode 1: Transmit by 802.11a (Chain B)

Channel No.	Frequency (MHz)	Peak Excursion (dB)	Limit (dB)	Result
36	5180	8.31	13	Pass
40	5200	8.34	13	Pass
48	5240	8.03	13	Pass
52	5260	8.48	13	Pass
60	5300	8.29	13	Pass
64	5320	8.00	13	Pass
100	5500	8.29	13	Pass
116	5580	8.22	13	Pass
140	5700	8.10	13	Pass

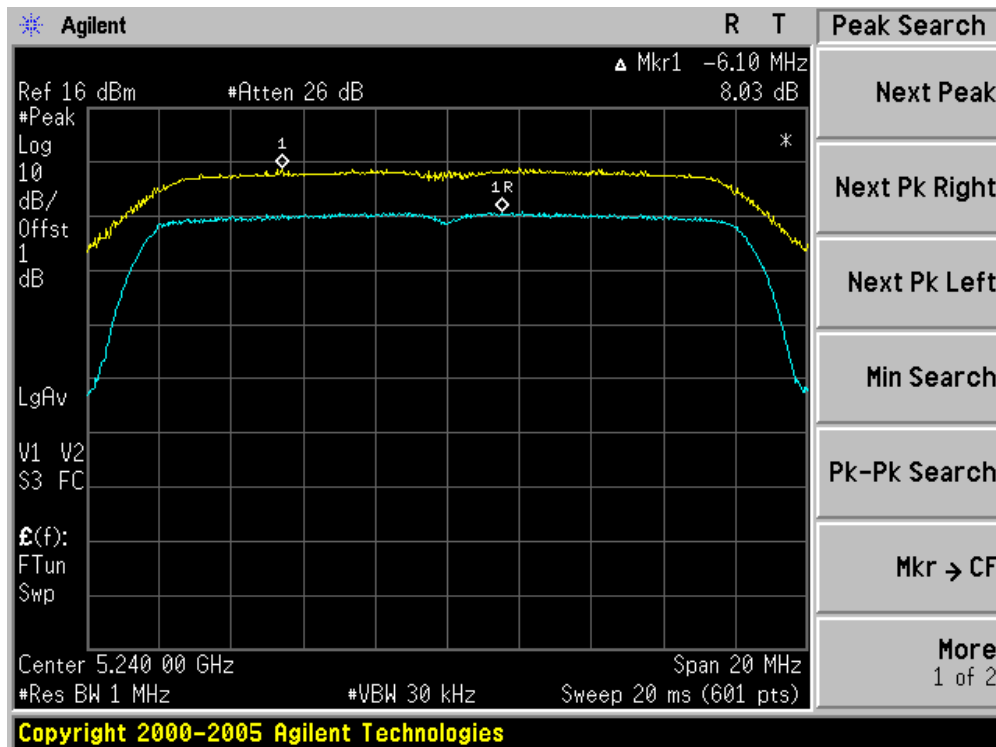
### Channel 36 (5180MHz)



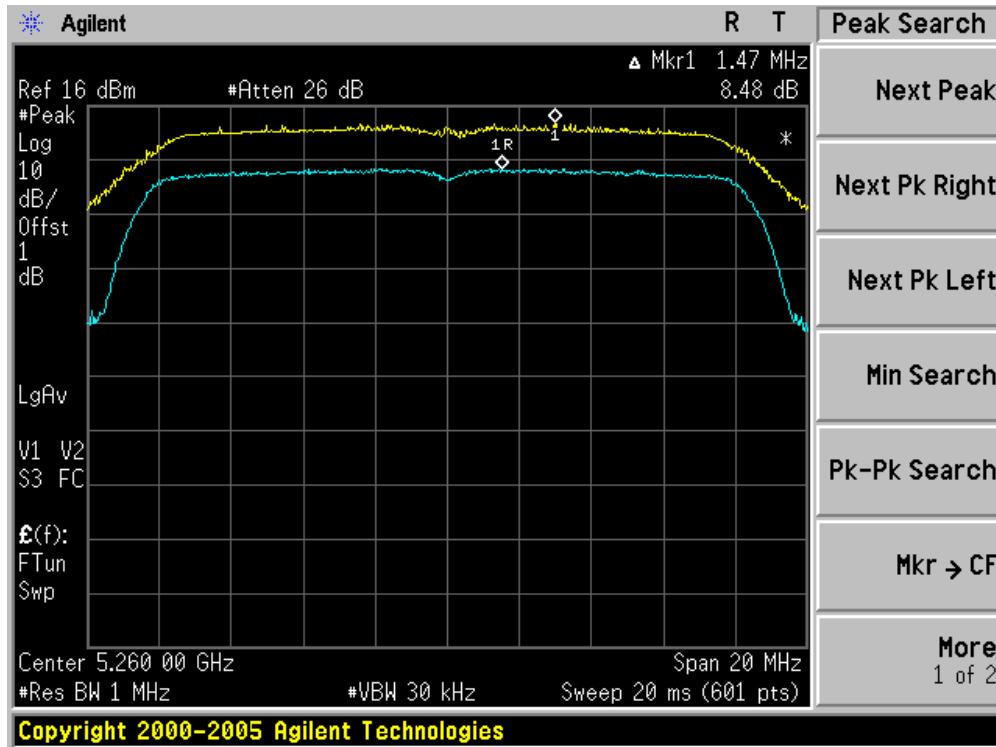
Channel 40 (5200MHz)



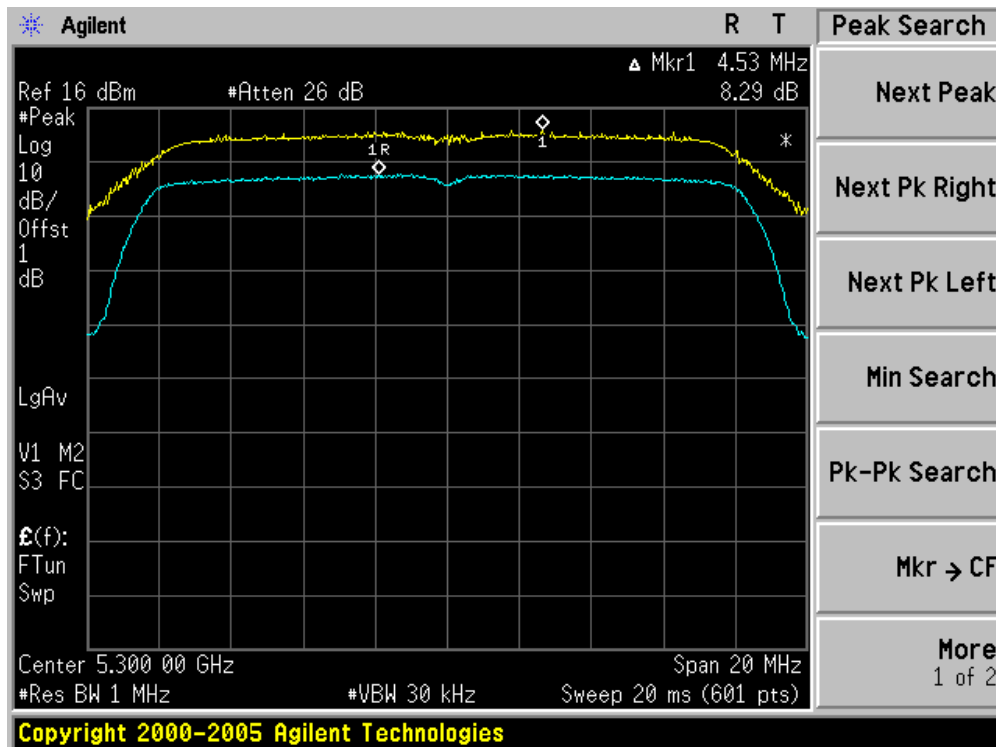
Channel 48 (5240MHz)



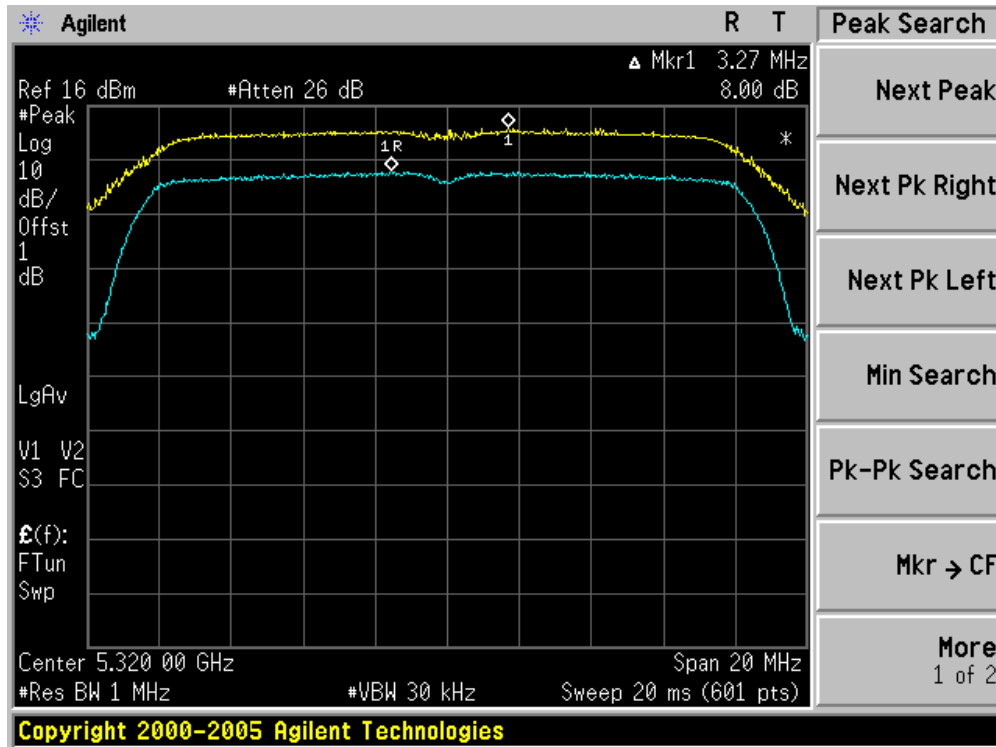
Channel 52 (5260MHz)



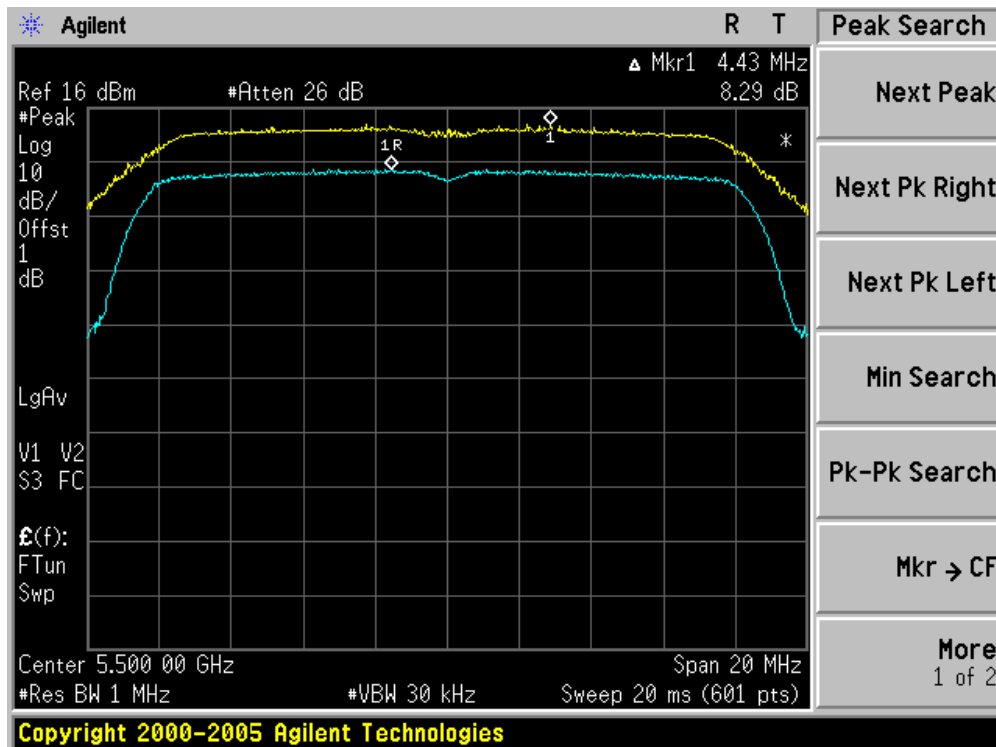
Channel 60 (5300MHz)



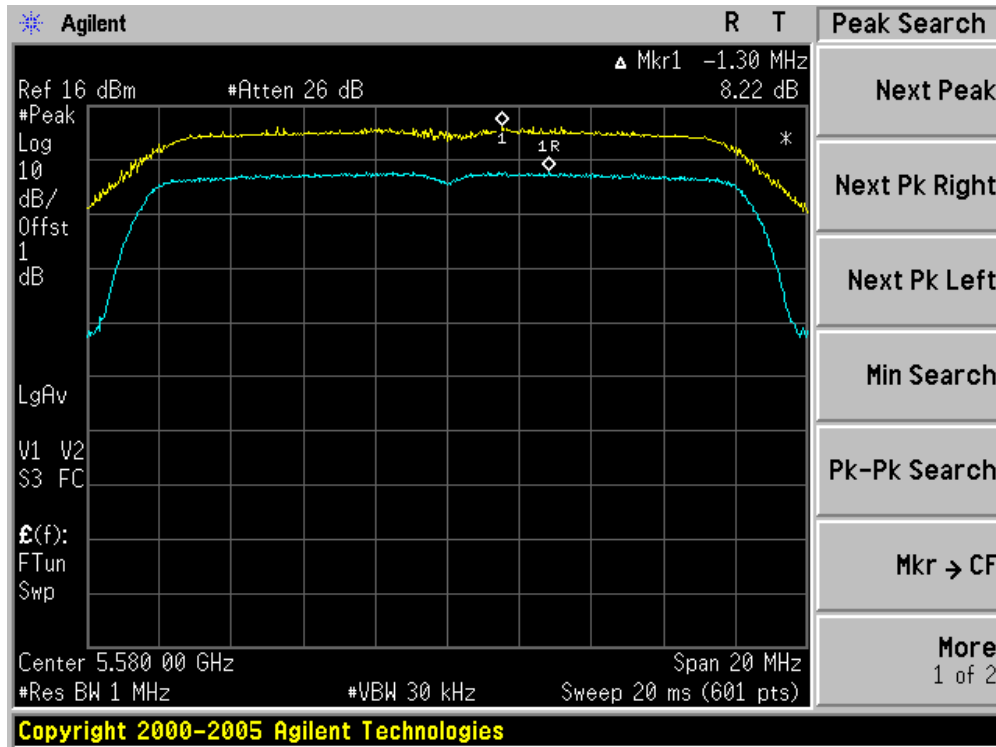
Channel 64 (5320MHz)



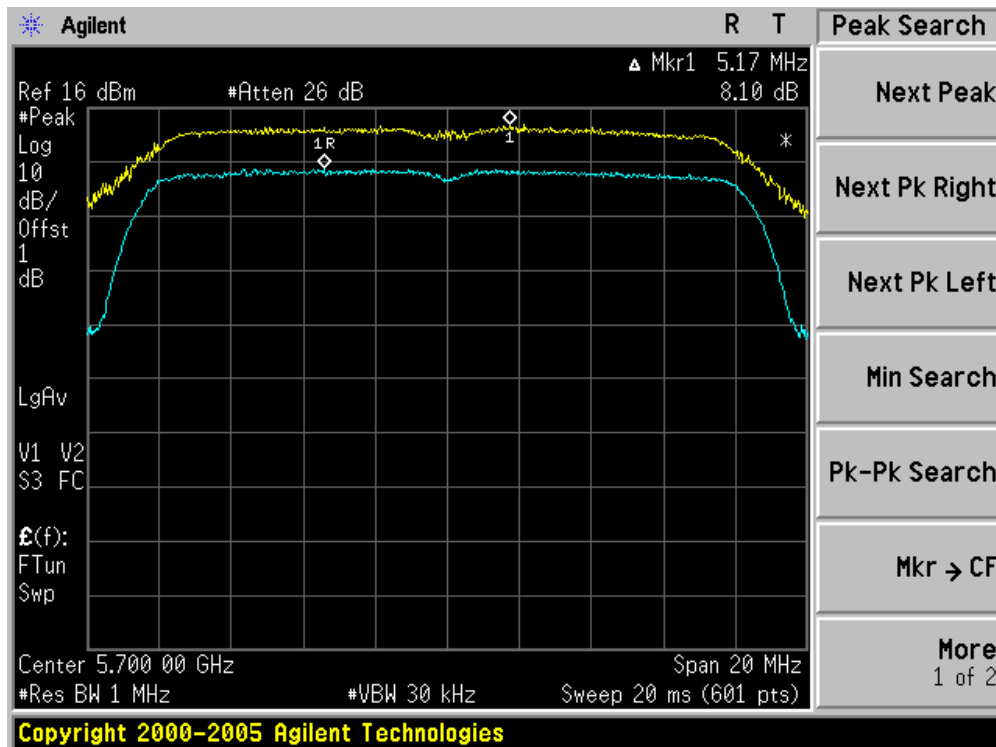
Channel 100 (5500MHz)



Channel 116 (5580MHz)



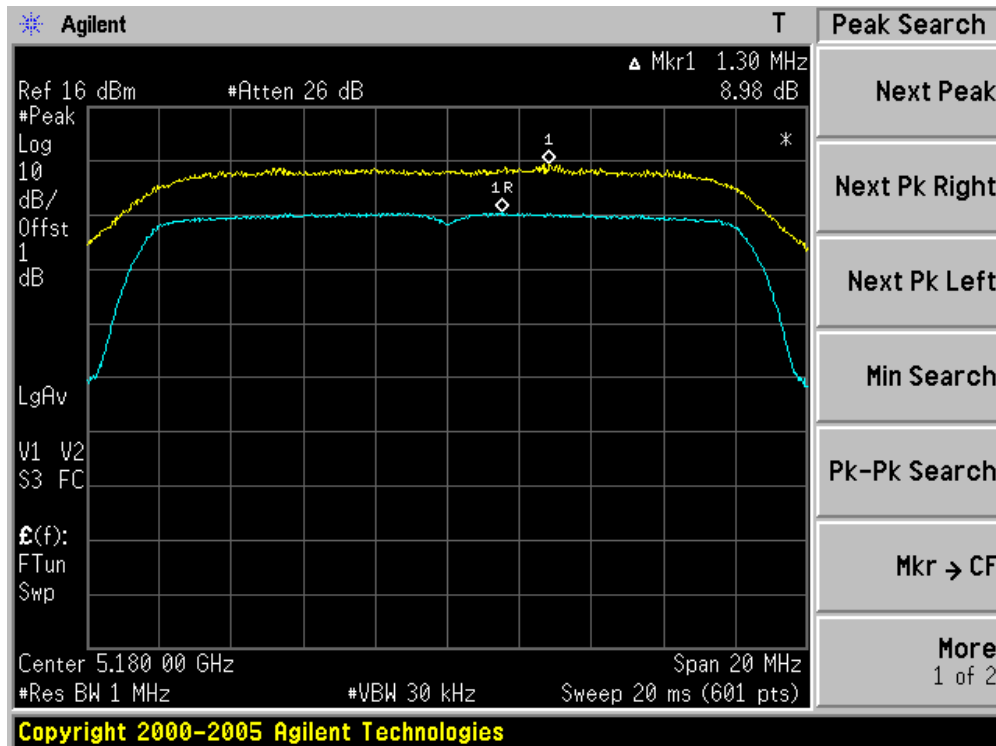
Channel 140 (5700MHz)



Product	:	Wireless LAN Access Point
Test Item	:	Peak Excursion
Test Site	:	AC-6
Test Mode	:	Mode 1: Transmit by 802.11a (Chain C)

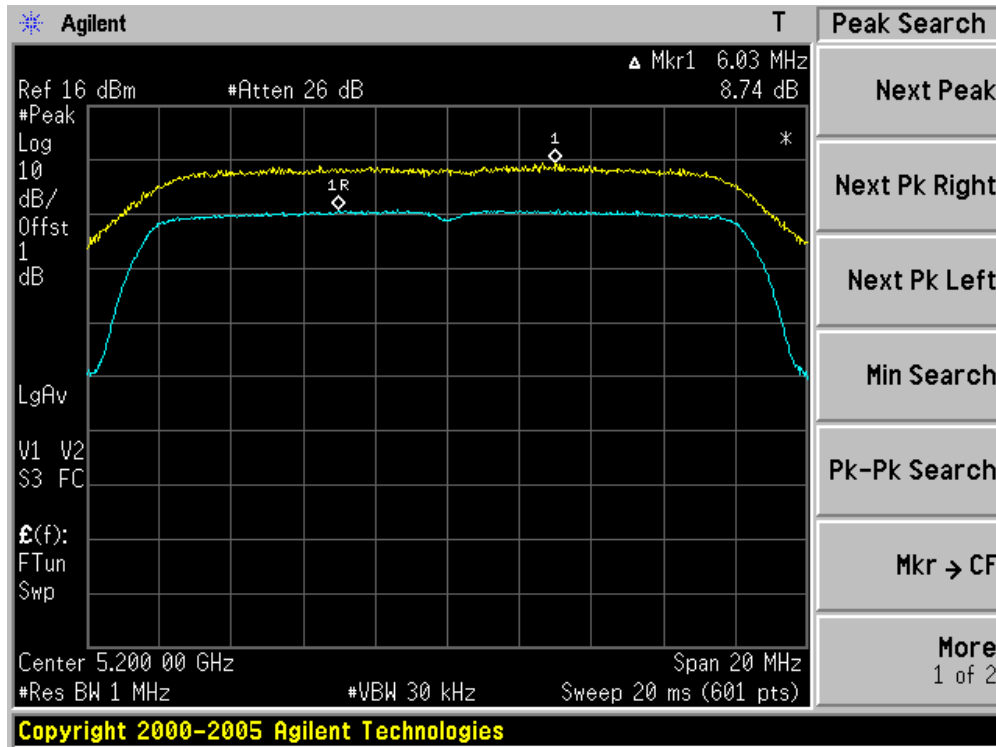
Channel No.	Frequency (MHz)	Peak Excursion (dB)	Limit (dB)	Result
36	5180	8.98	13	Pass
40	5200	8.74	13	Pass
48	5240	8.70	13	Pass
52	5260	9.17	13	Pass
60	5300	8.28	13	Pass
64	5320	8.57	13	Pass
100	5500	8.22	13	Pass
116	5580	8.34	13	Pass
140	5700	7.92	13	Pass

### Channel 36 (5180MHz)

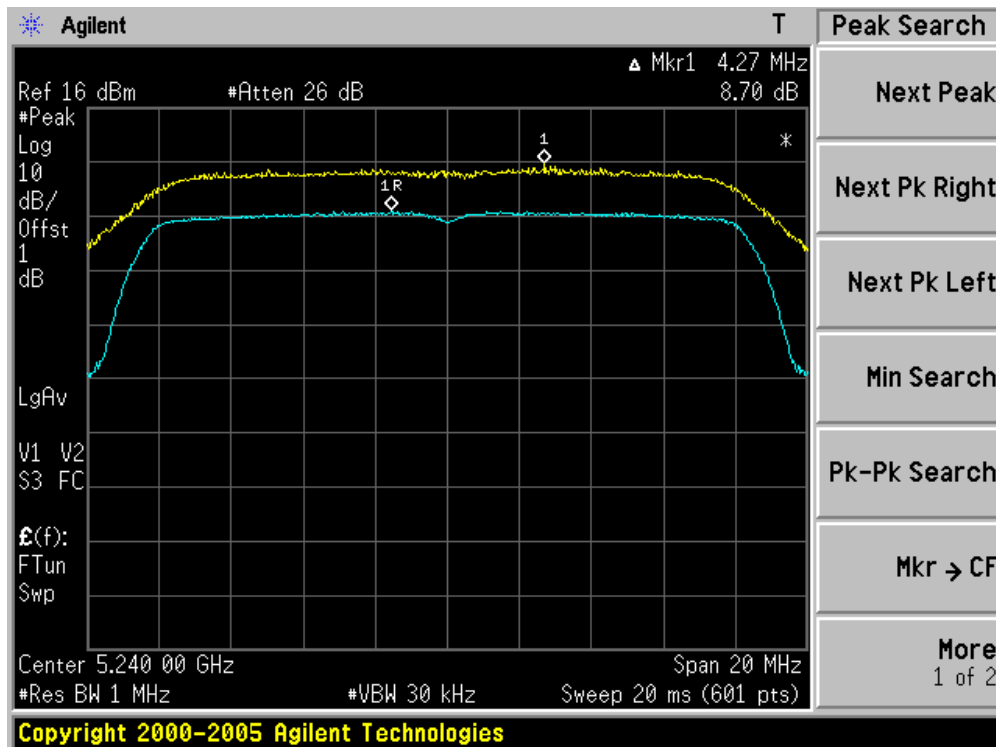




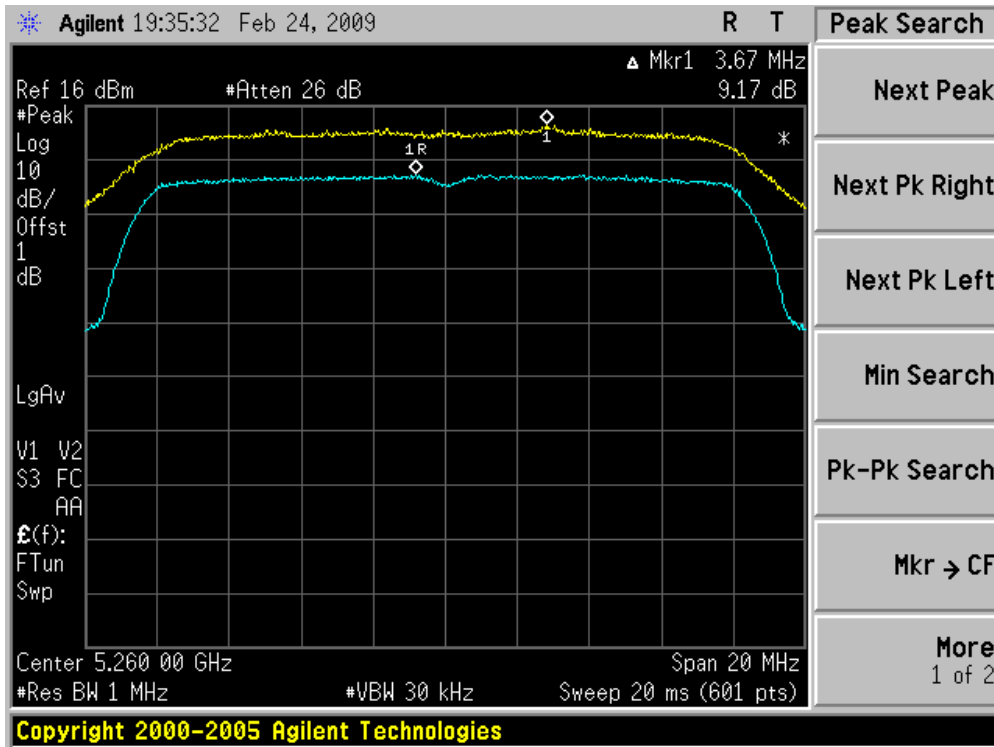
Channel 40 (5200MHz)



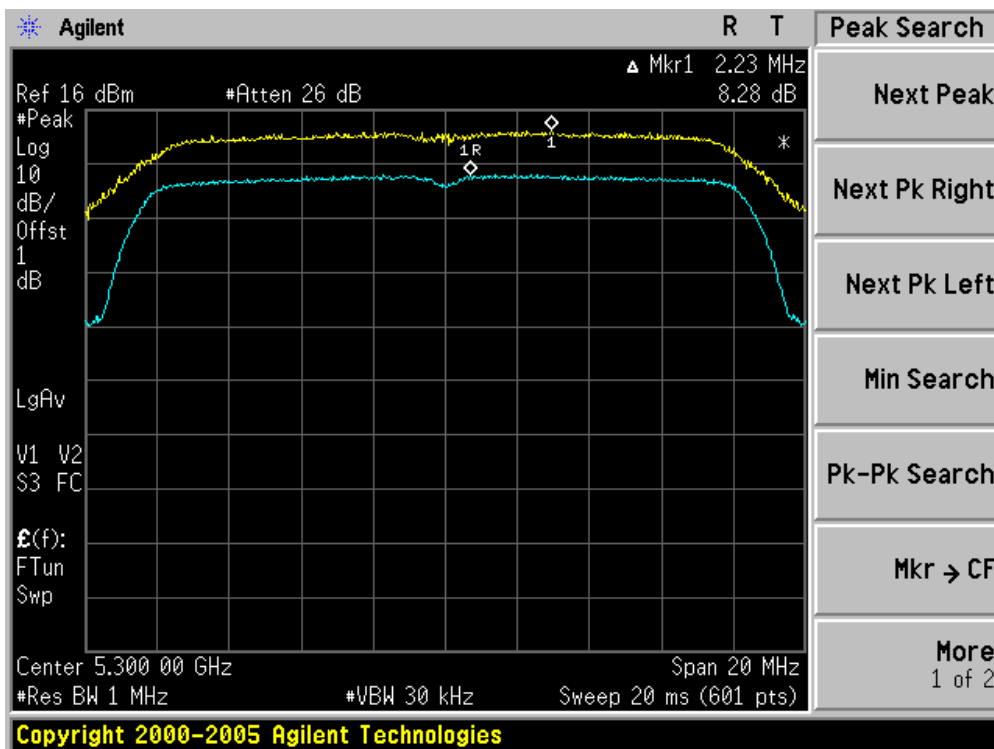
Channel 48 (5240MHz)



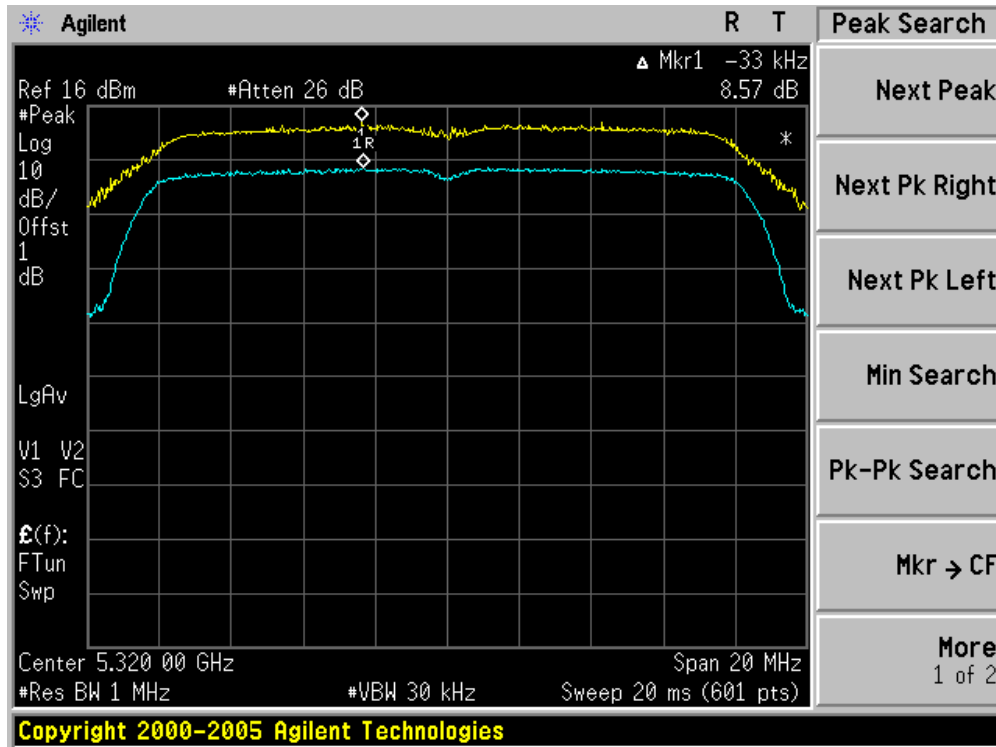
Channel 52 (5260MHz)



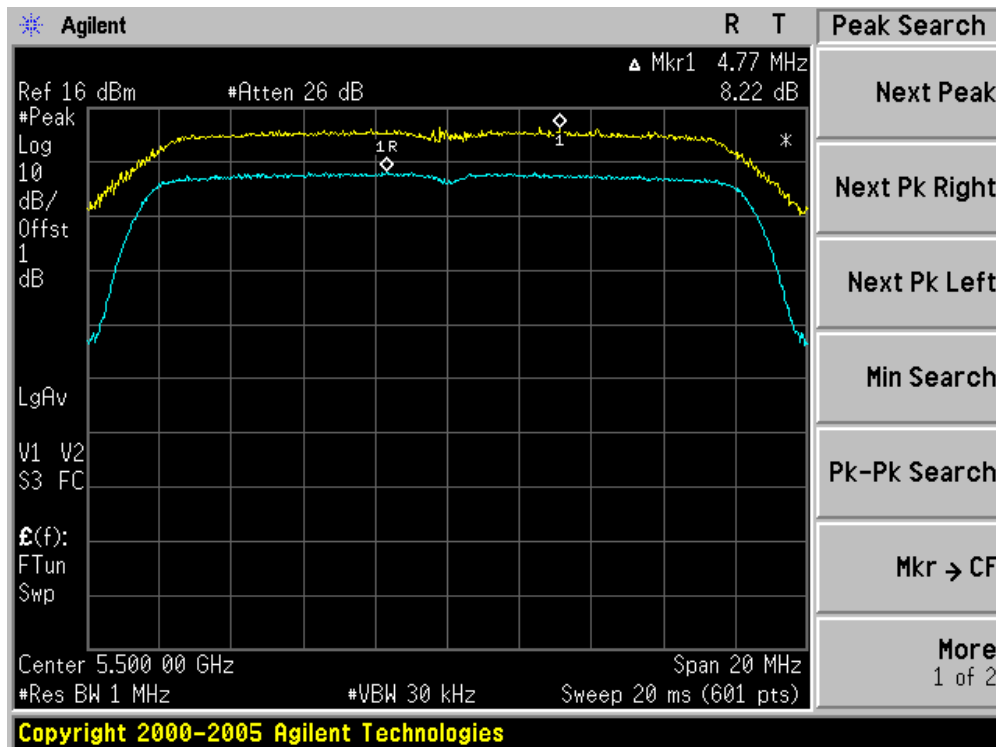
Channel 60 (5300MHz)



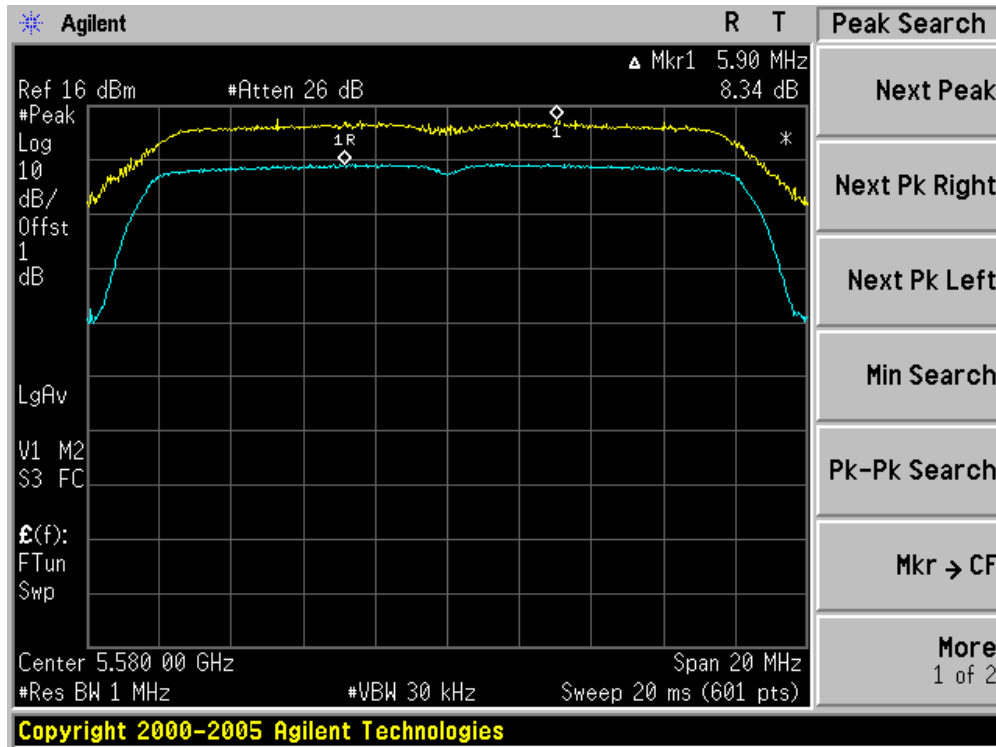
Channel 64 (5320MHz)



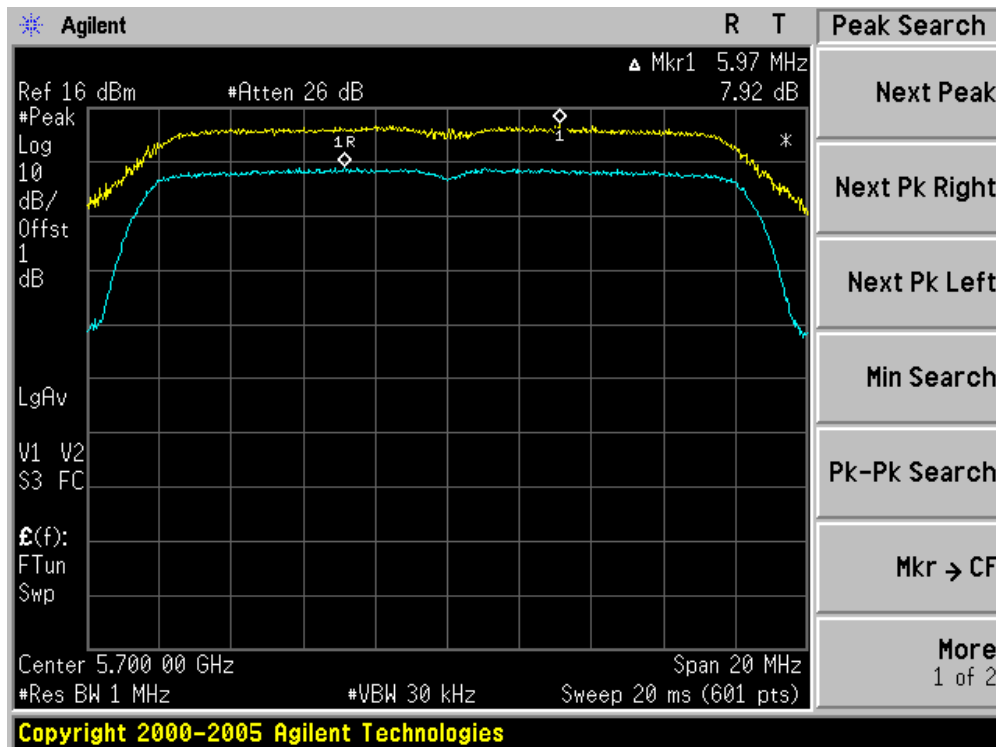
Channel 100 (5500MHz)



Channel 116 (5580MHz)



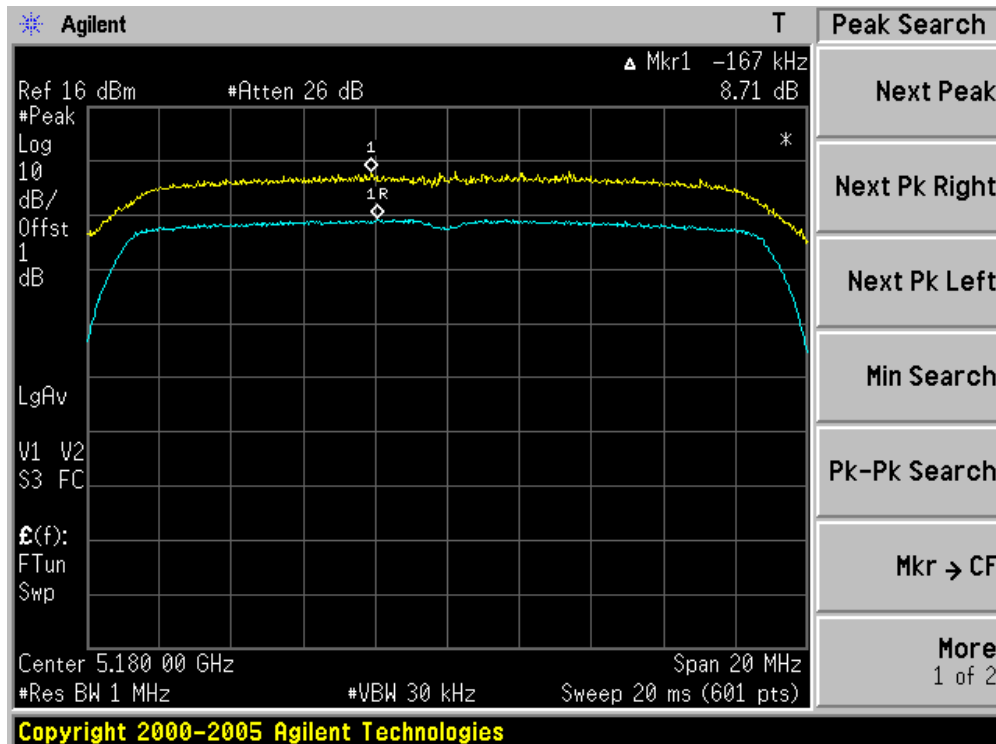
Channel 140 (5700MHz)



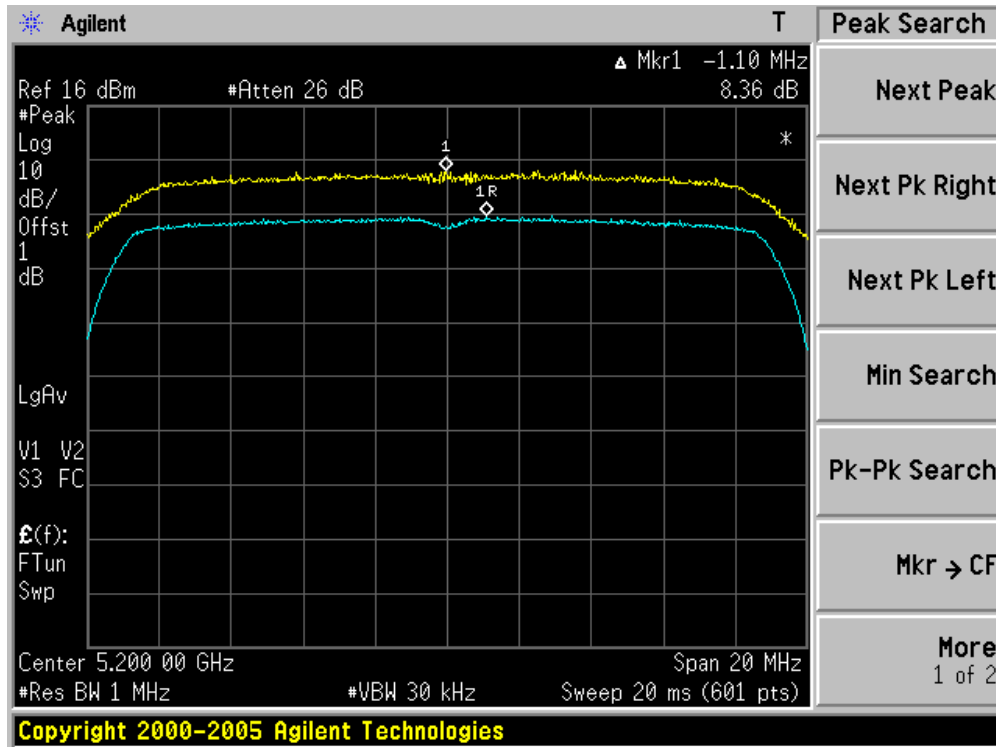
Product	:	Wireless LAN Access Point
Test Item	:	Peak Excursion
Test Site	:	AC-6
Test Mode	:	Mode 2: Transmit by 802.11n (20MHz Bandwidth) (Chain A)

Channel No.	Frequency (MHz)	Peak Excursion (dB)	Limit (dB)	Result
36	5180	8.71	13	Pass
40	5200	8.36	13	Pass
48	5240	8.64	13	Pass
52	5260	8.43	13	Pass
60	5300	8.59	13	Pass
64	5320	8.98	13	Pass
100	5500	8.49	13	Pass
116	5580	8.75	13	Pass
140	5700	8.59	13	Pass

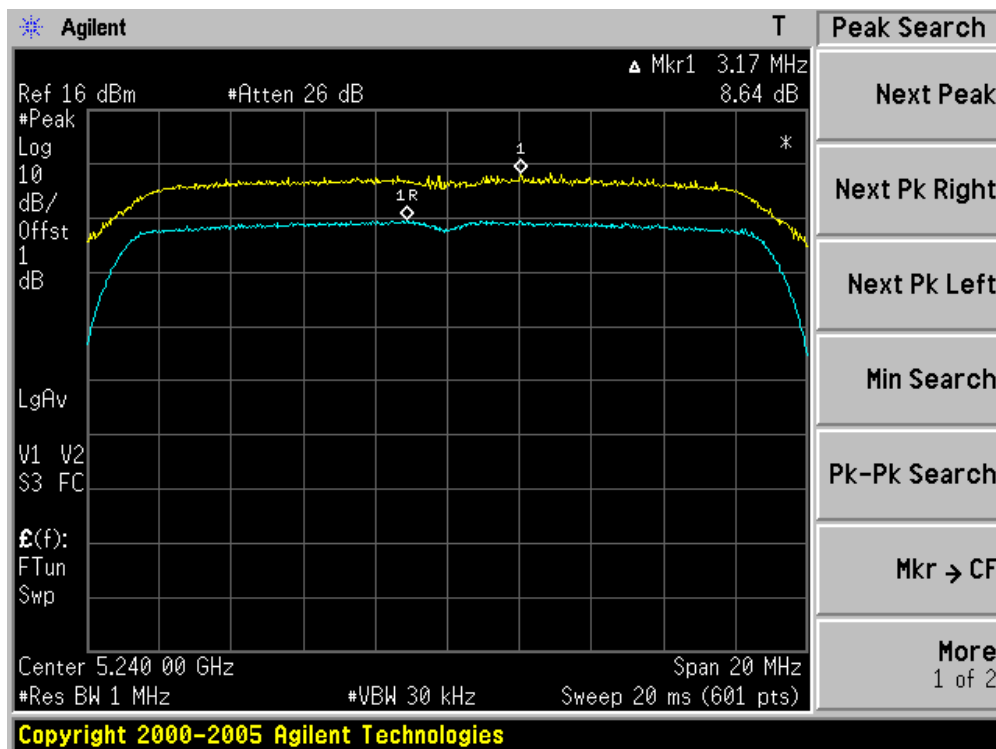
### Channel 36 (5180MHz)



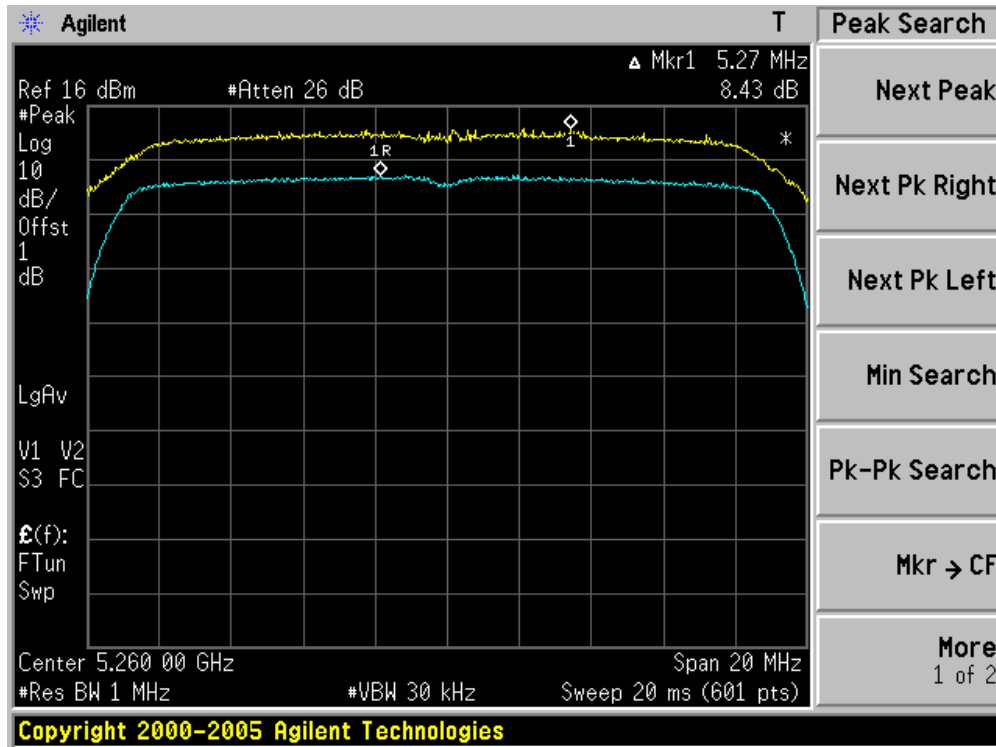
Channel 40 (5200MHz)



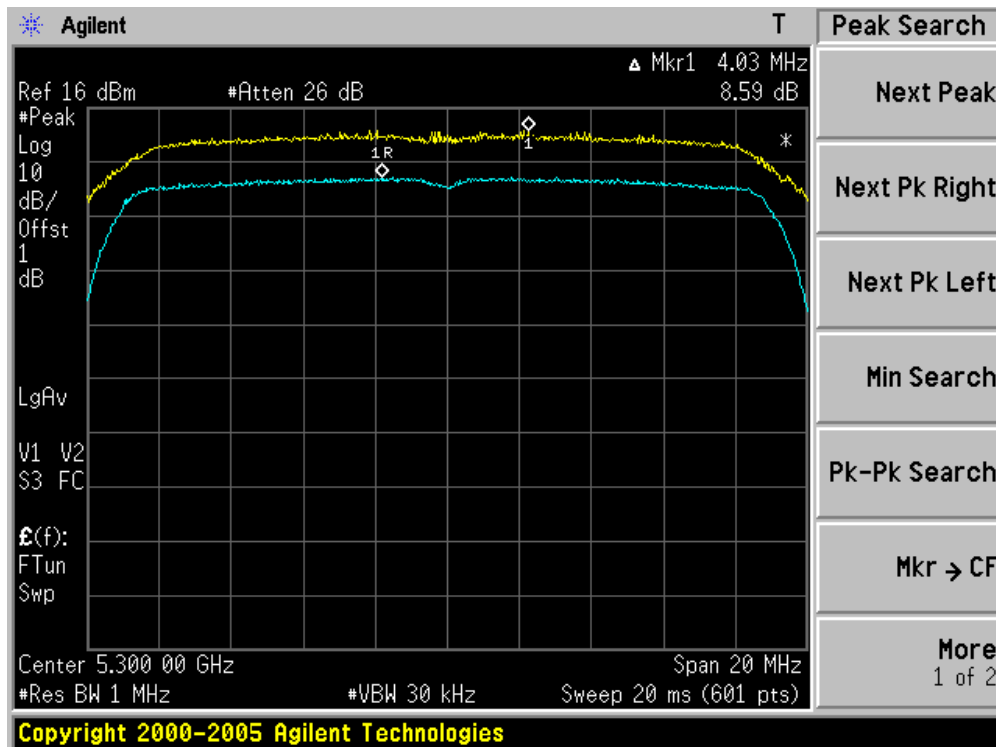
Channel 48 (5240MHz)



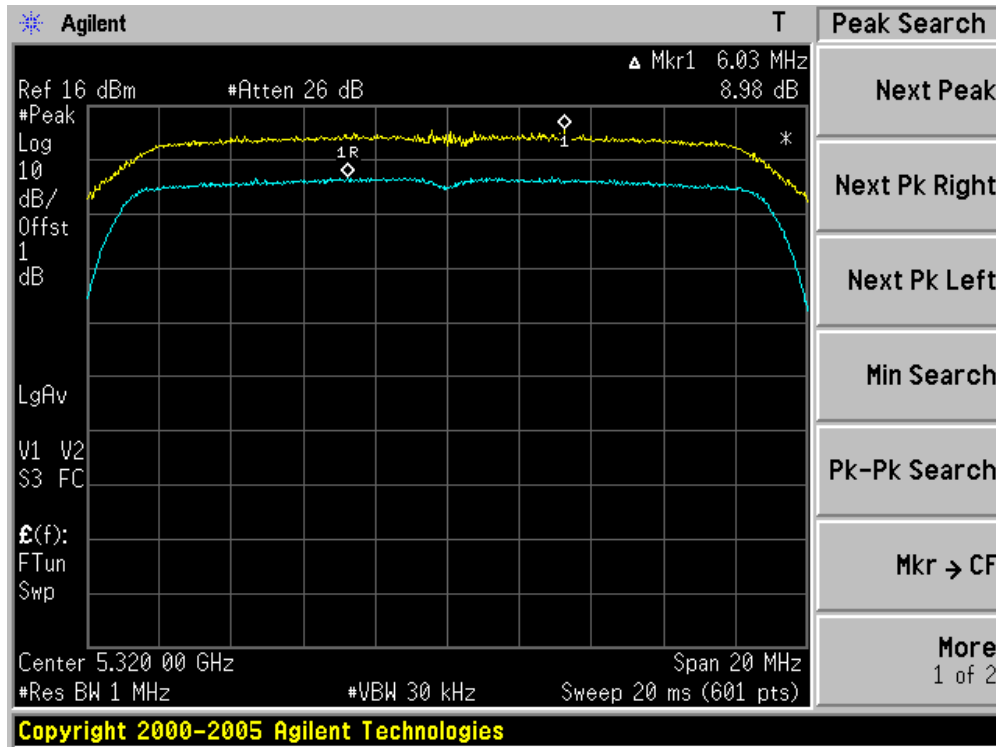
Channel 52 (5260MHz)



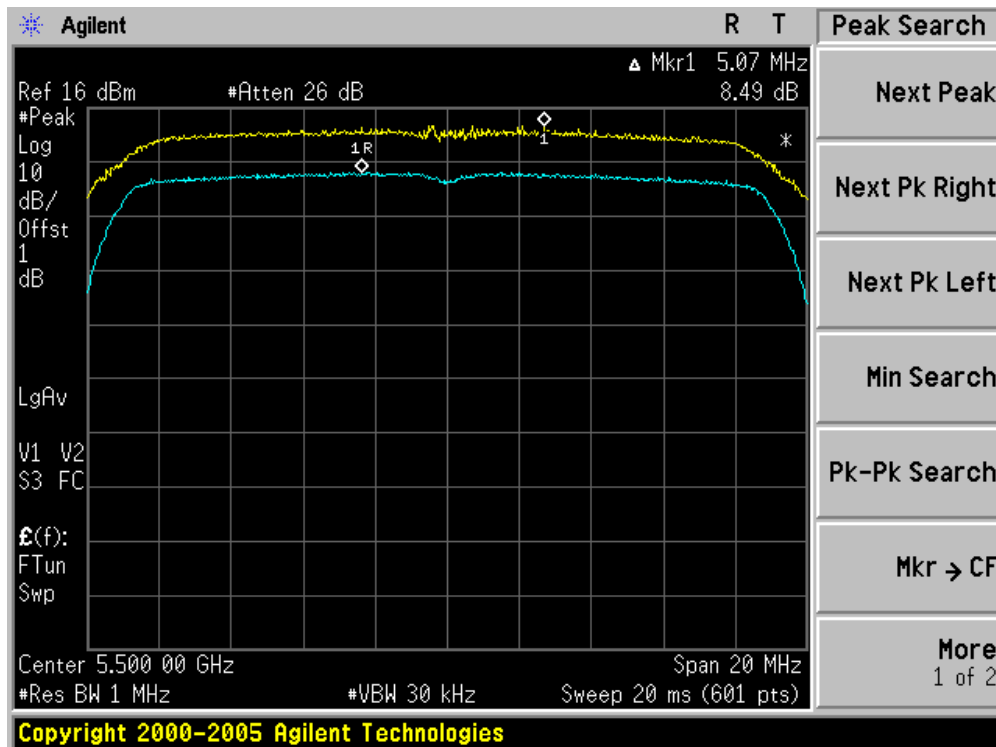
Channel 60 (5300MHz)



Channel 64 (5320MHz)

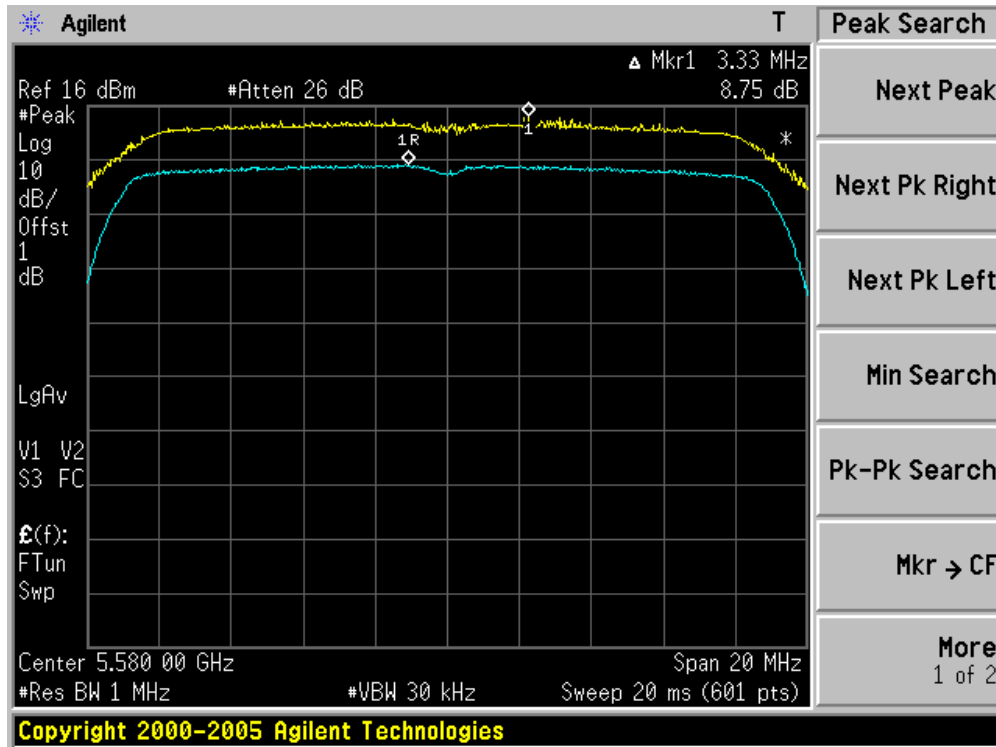


Channel 100 (5500MHz)

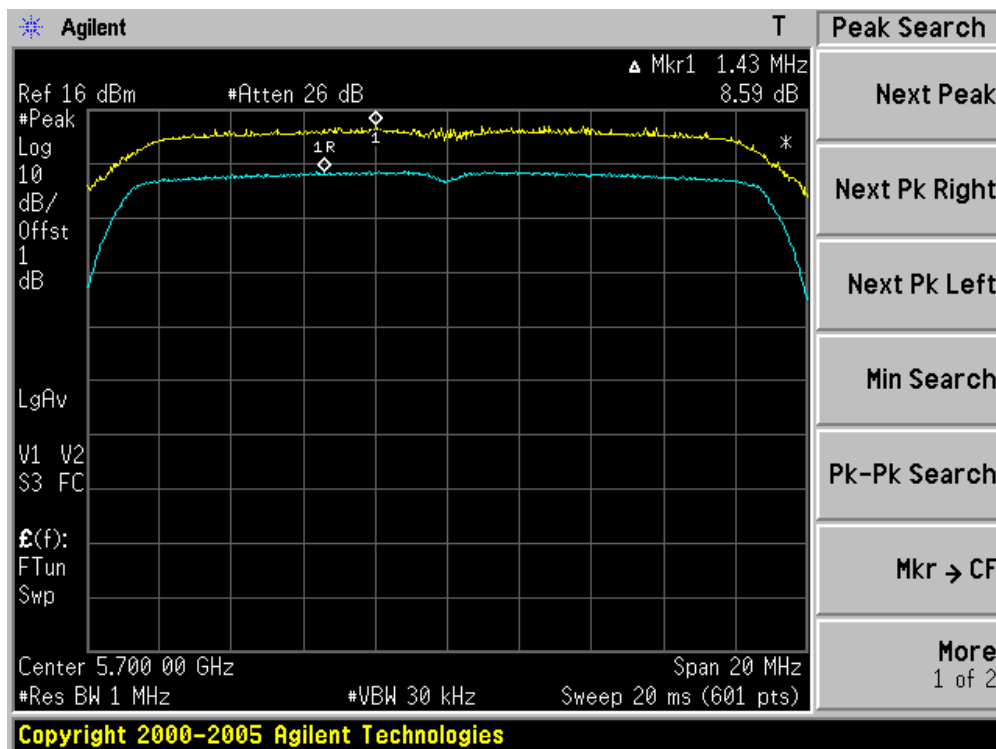




Channel 116 (5580MHz)



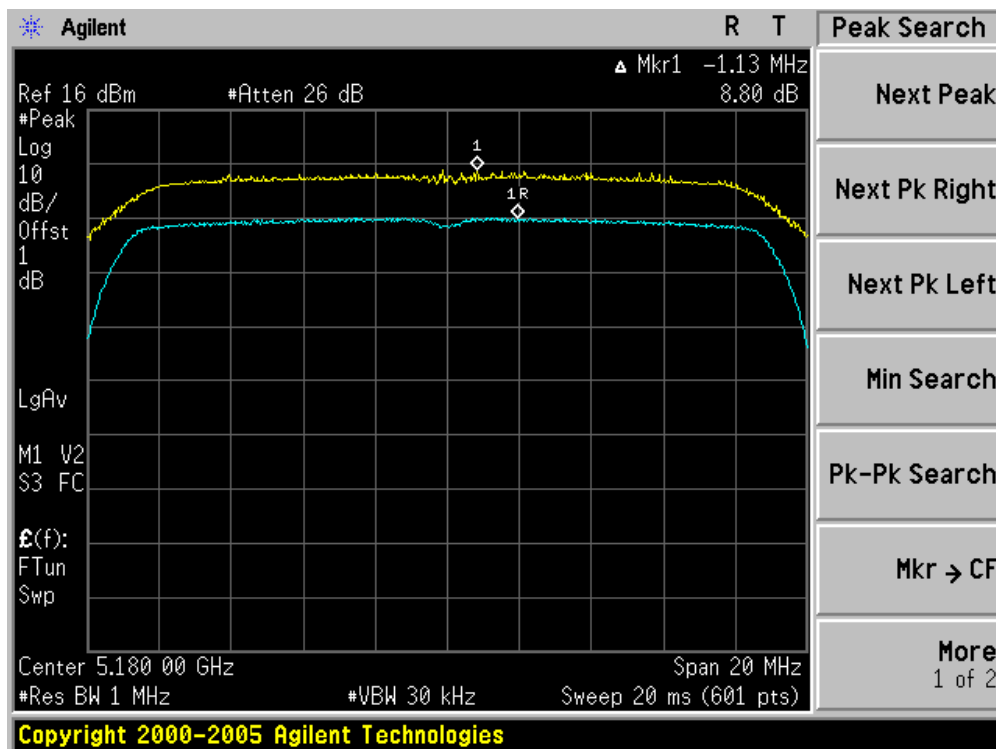
Channel 140 (5700MHz)



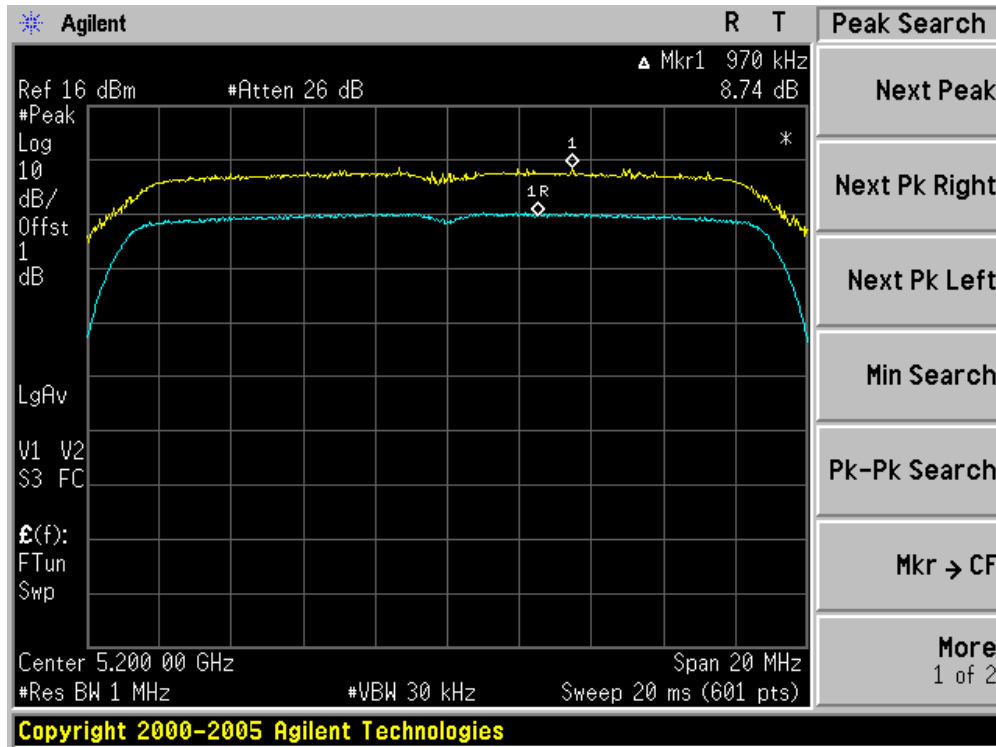
Product	:	Wireless LAN Access Point
Test Item	:	Peak Excursion
Test Site	:	AC-6
Test Mode	:	Mode 2: Transmit by 802.11n (20MHz Bandwidth) (Chain B)

Channel No.	Frequency (MHz)	Peak Excursion (dB)	Limit (dB)	Result
36	5180	8.80	13	Pass
40	5200	8.74	13	Pass
48	5240	8.81	13	Pass
52	5260	8.56	13	Pass
60	5300	8.29	13	Pass
64	5320	8.60	13	Pass
100	5500	8.58	13	Pass
116	5580	8.92	13	Pass
140	5700	8.33	13	Pass

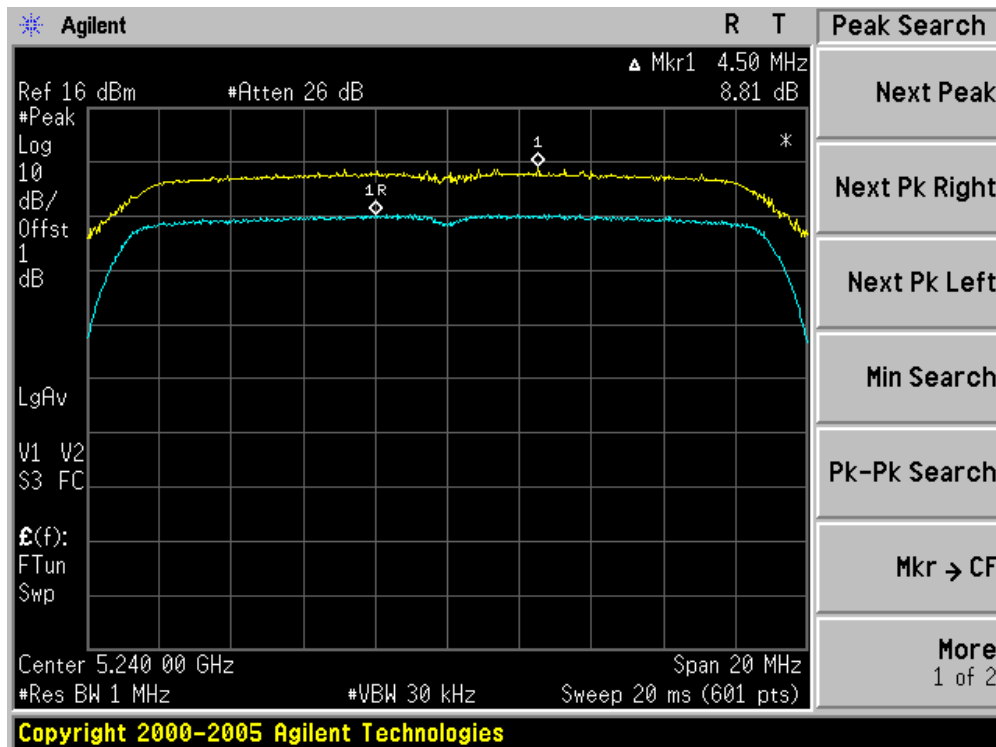
### Channel 36 (5180MHz)



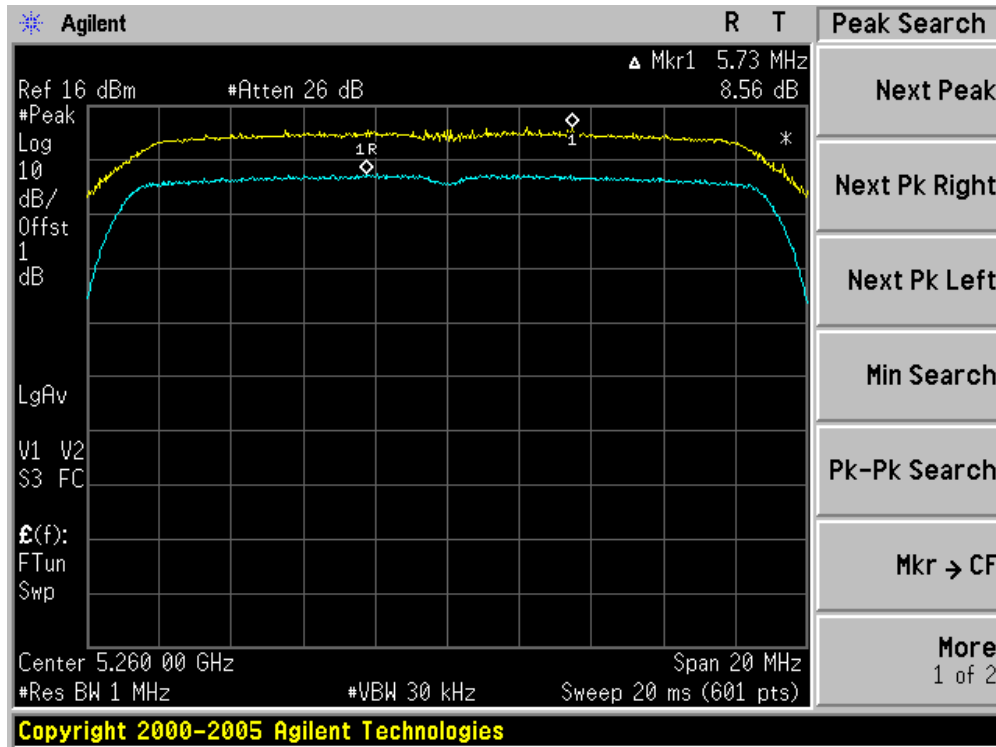
Channel 40 (5200MHz)



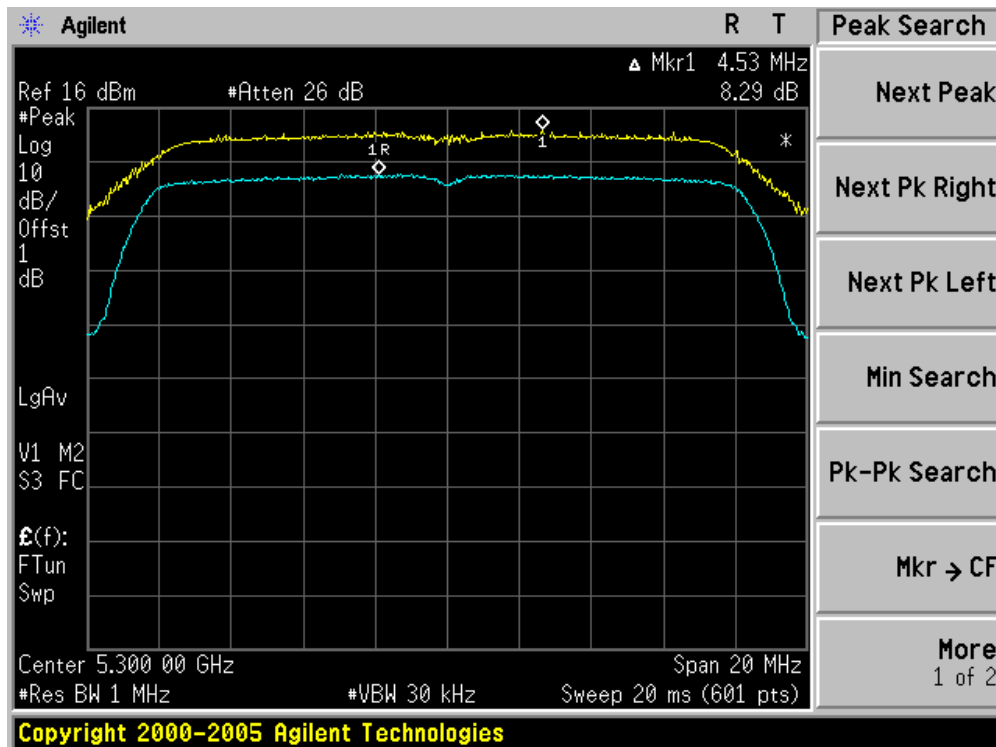
Channel 48 (5240MHz)



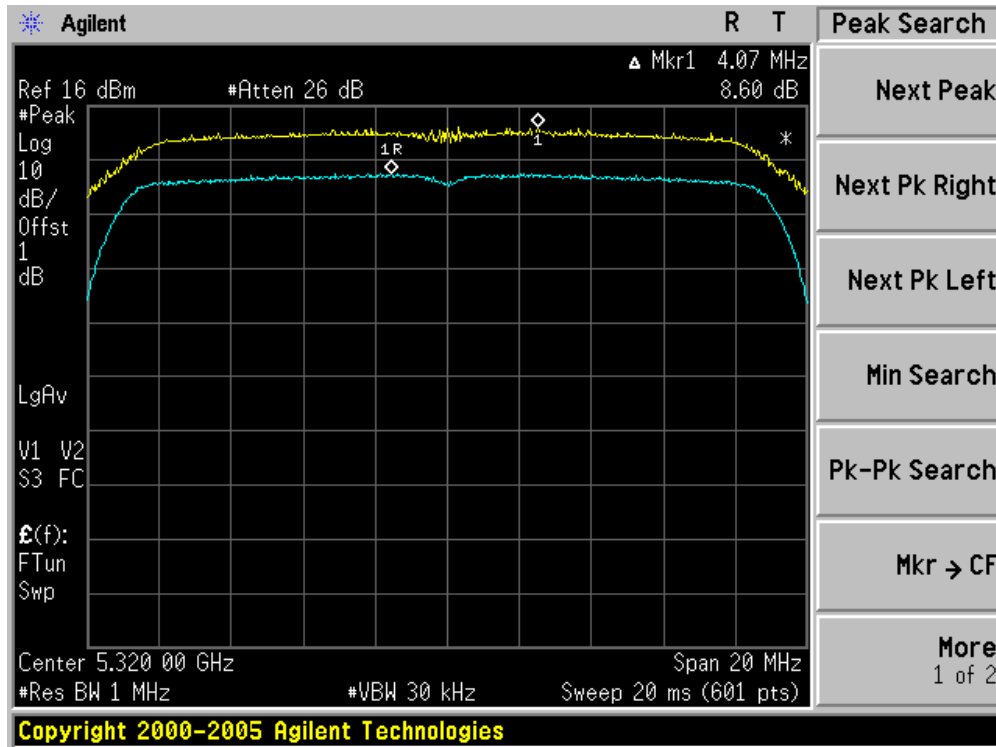
Channel 52 (5260MHz)



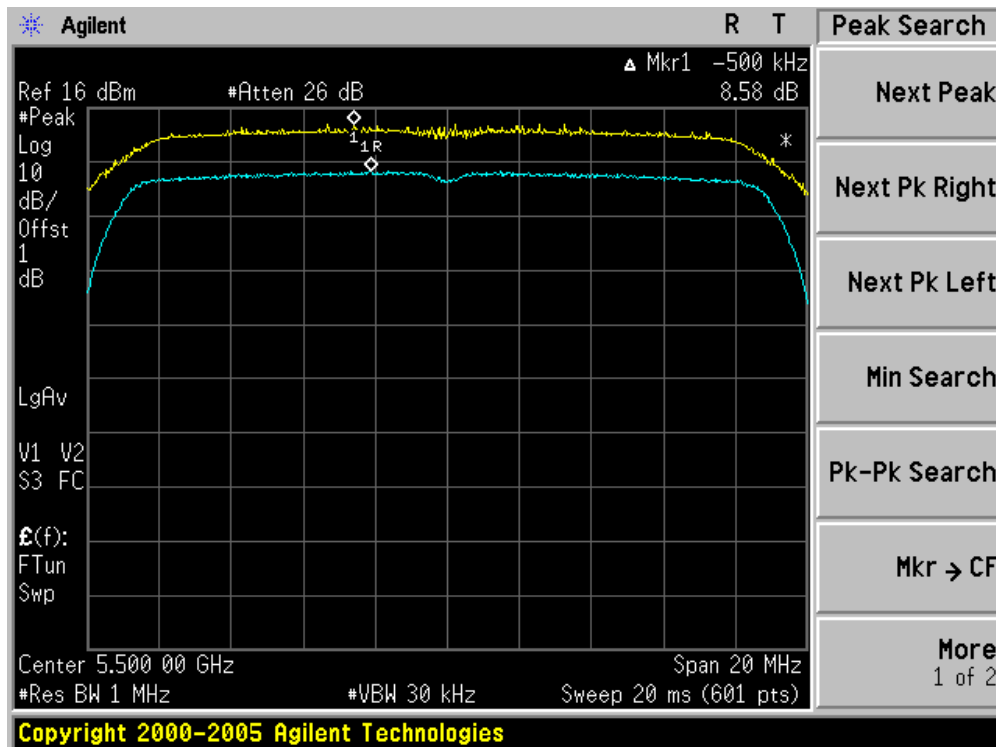
Channel 60 (5300MHz)



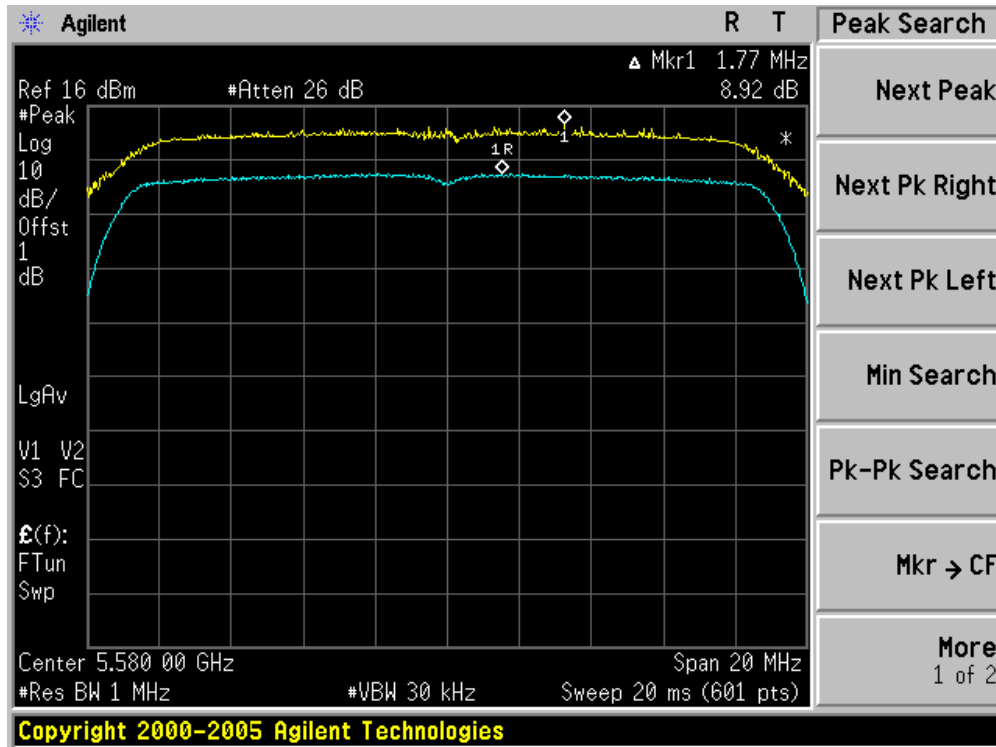
Channel 64 (5320MHz)



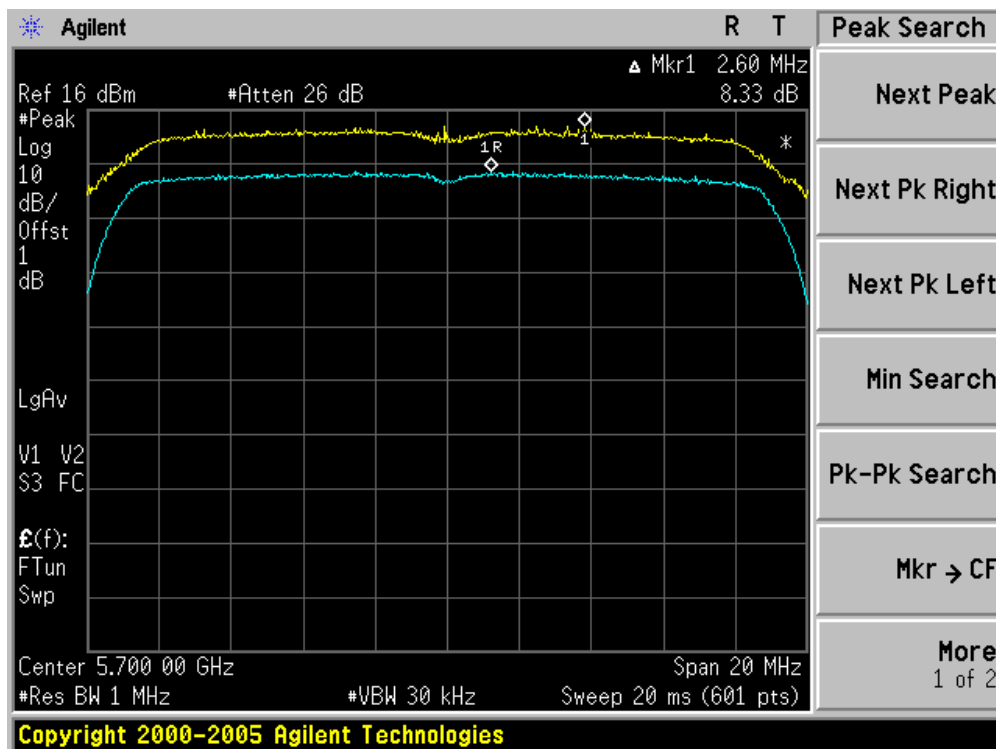
Channel 100 (5500MHz)



Channel 116 (5580MHz)



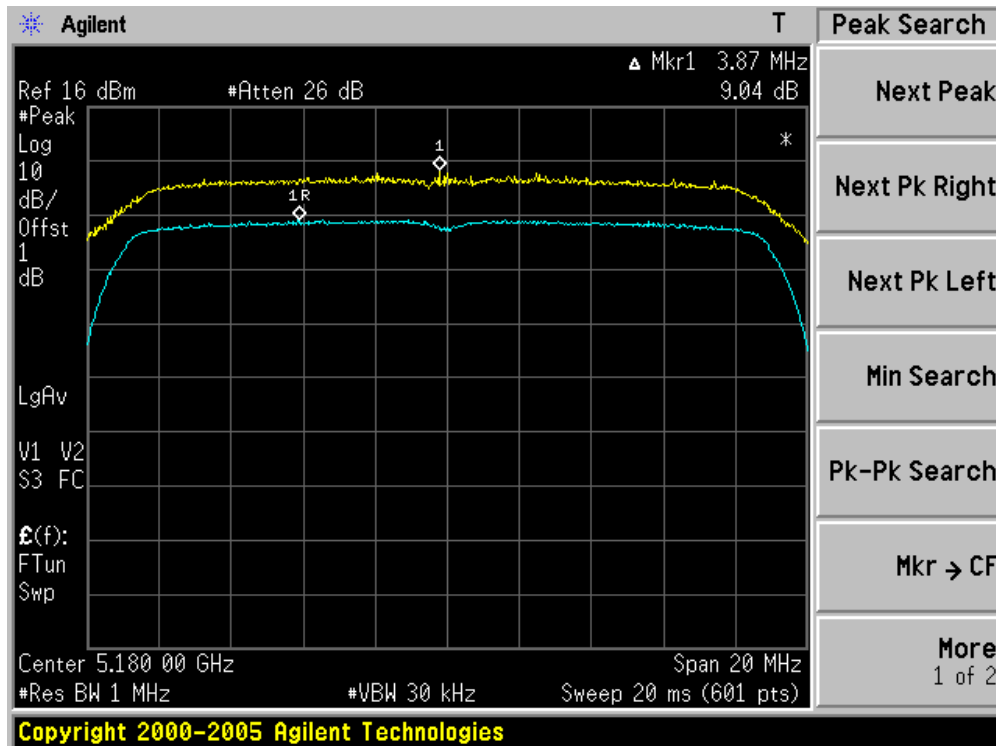
Channel 140 (5700MHz)



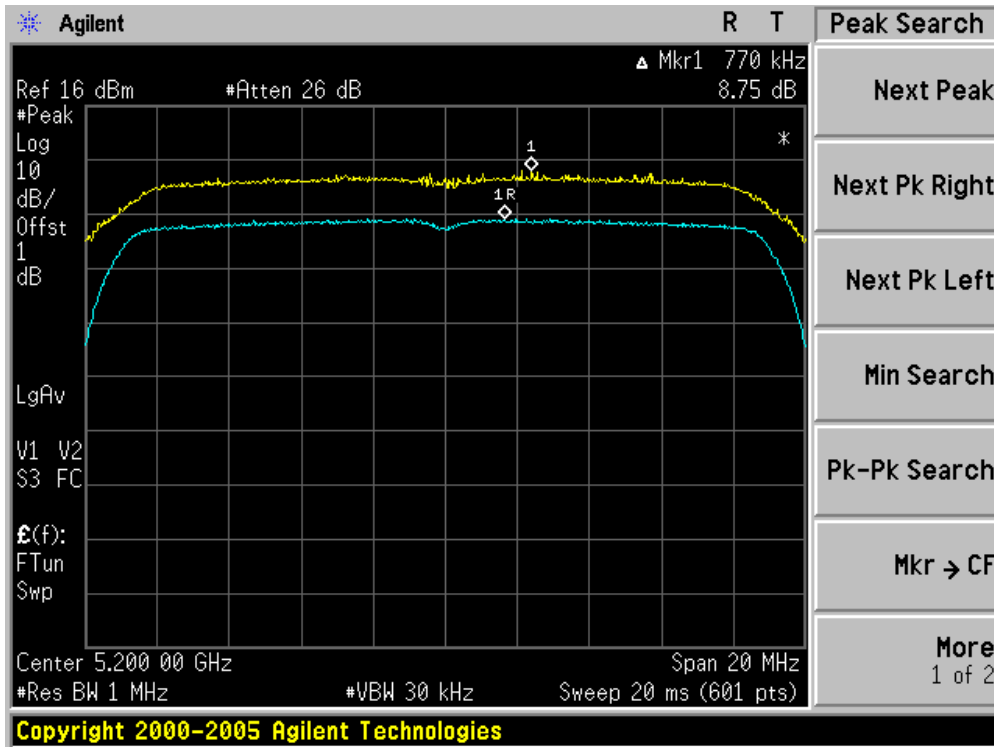
Product	:	Wireless LAN Access Point
Test Item	:	Peak Excursion
Test Site	:	AC-6
Test Mode	:	Mode 2: Transmit by 802.11n (20MHz Bandwidth) (Chain C)

Channel No.	Frequency (MHz)	Peak Excursion (dB)	Limit (dB)	Result
36	5180	9.04	13	Pass
40	5200	8.75	13	Pass
48	5240	8.88	13	Pass
52	5260	8.80	13	Pass
60	5300	8.92	13	Pass
64	5320	8.21	13	Pass
100	5500	8.64	13	Pass
116	5580	8.86	13	Pass
140	5700	9.08	13	Pass

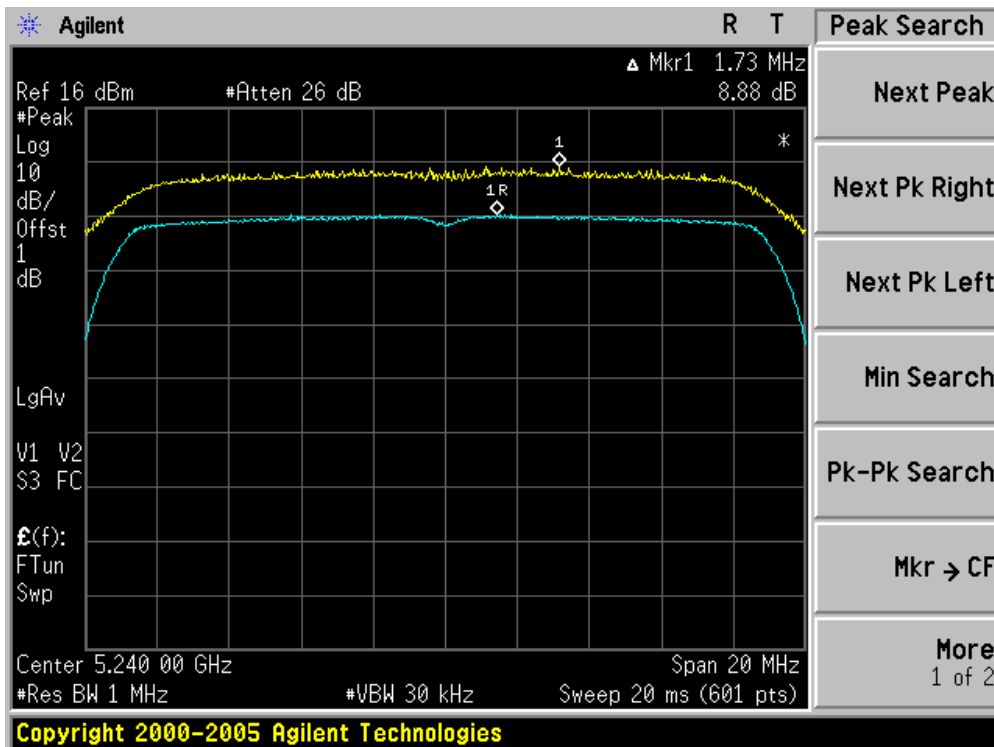
### Channel 36 (5180MHz)



Channel 40 (5200MHz)

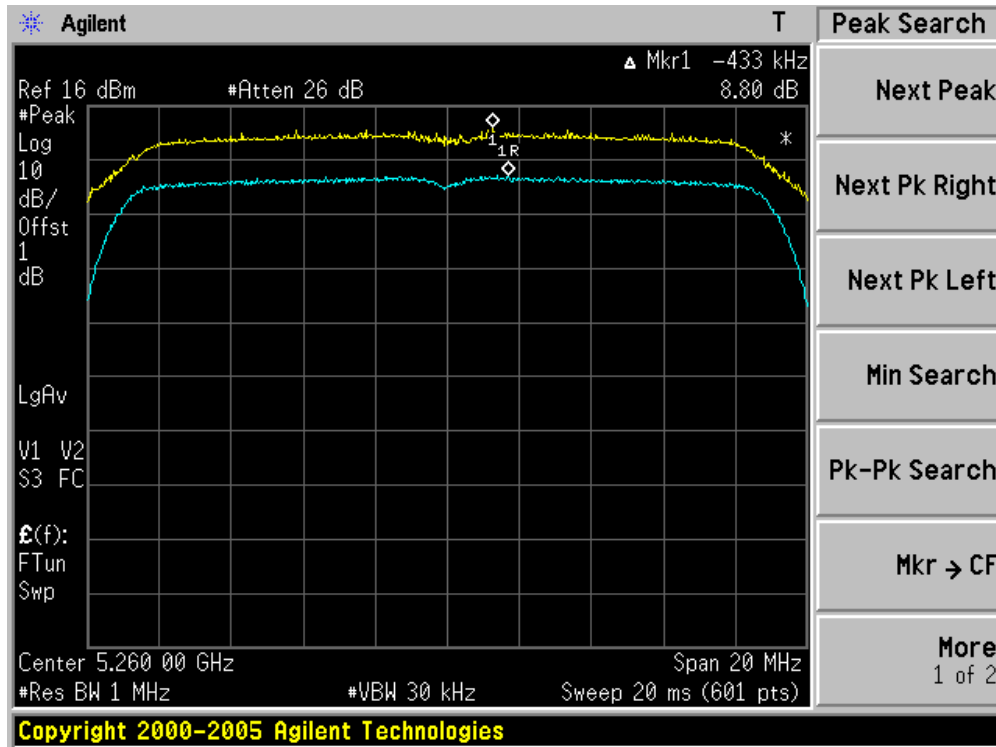


Channel 48 (5240MHz)

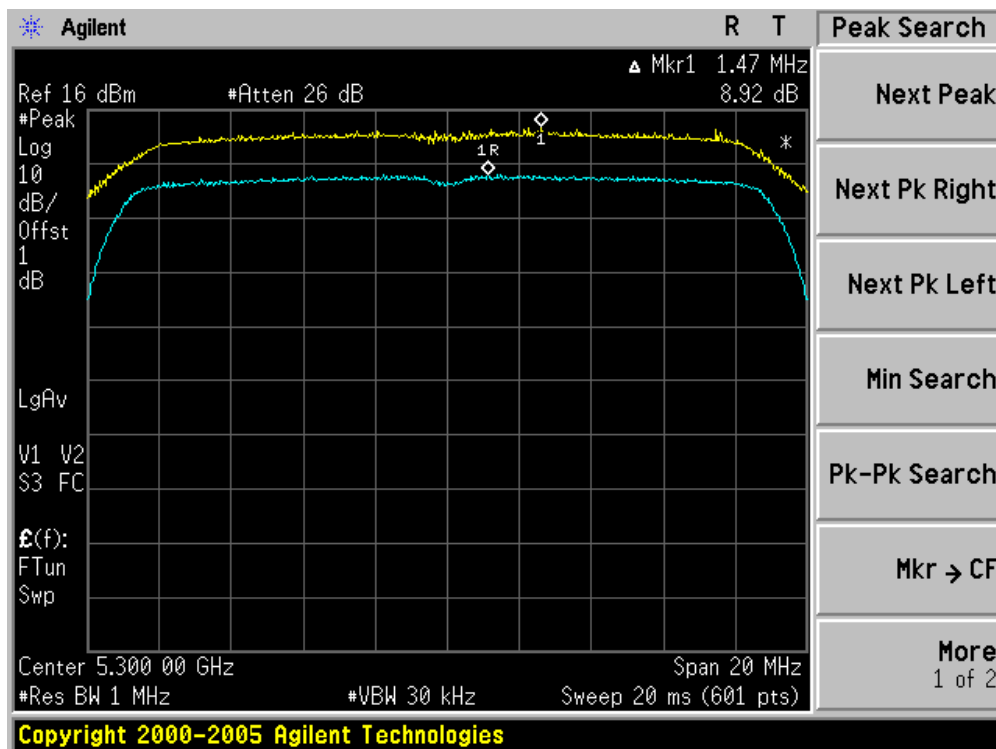




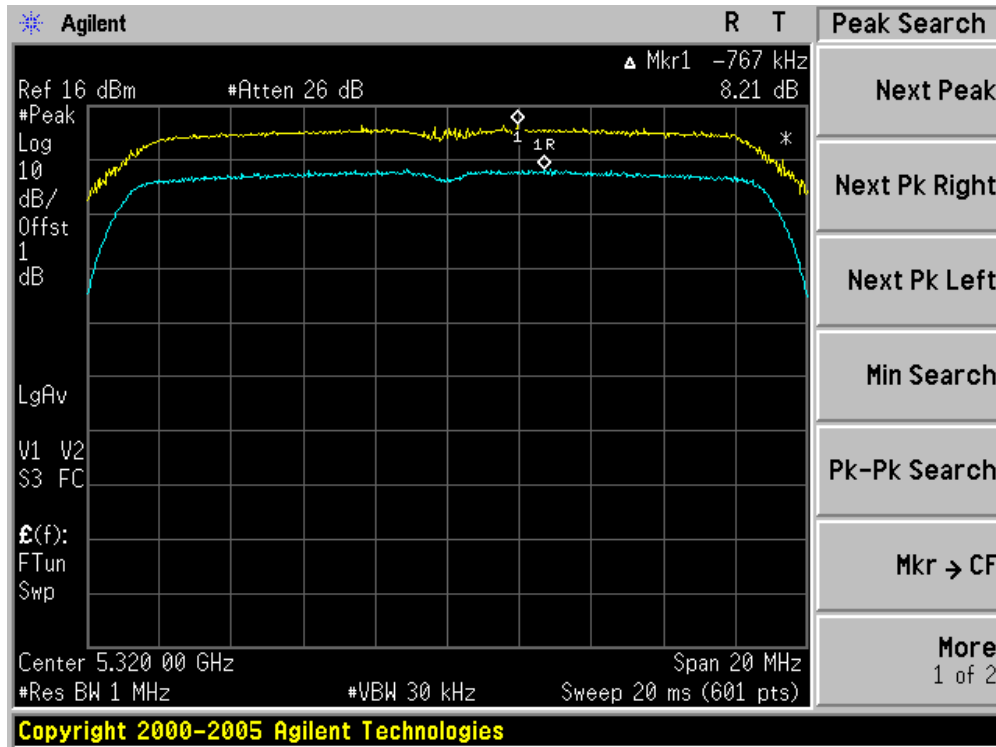
Channel 52 (5260MHz)



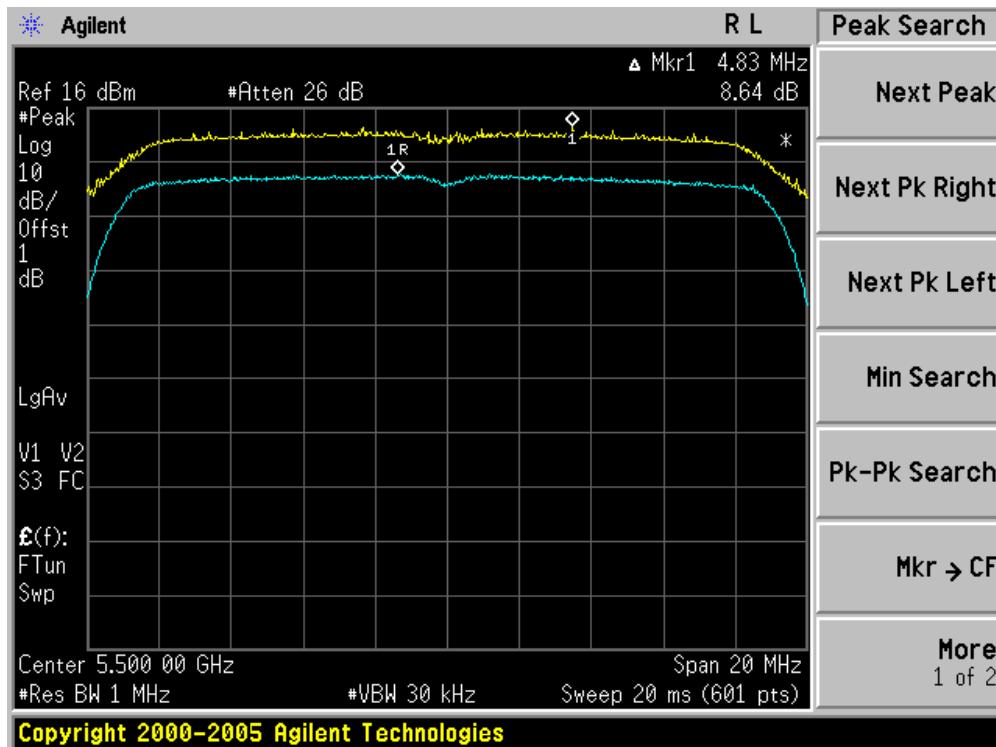
Channel 60 (5300MHz)



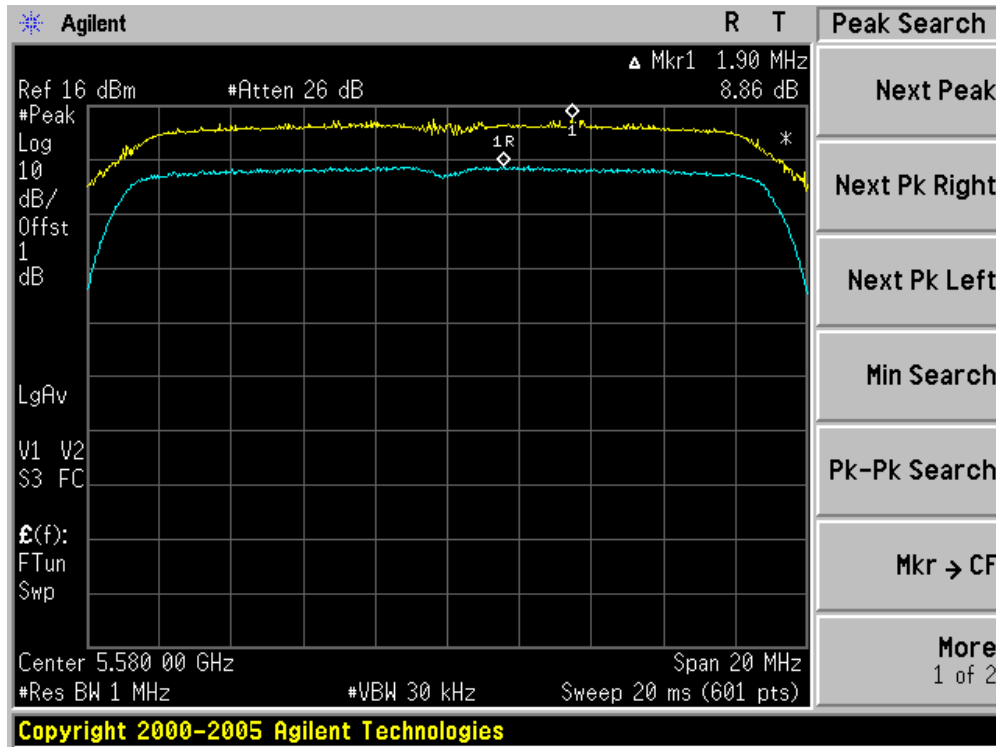
Channel 64 (5320MHz)



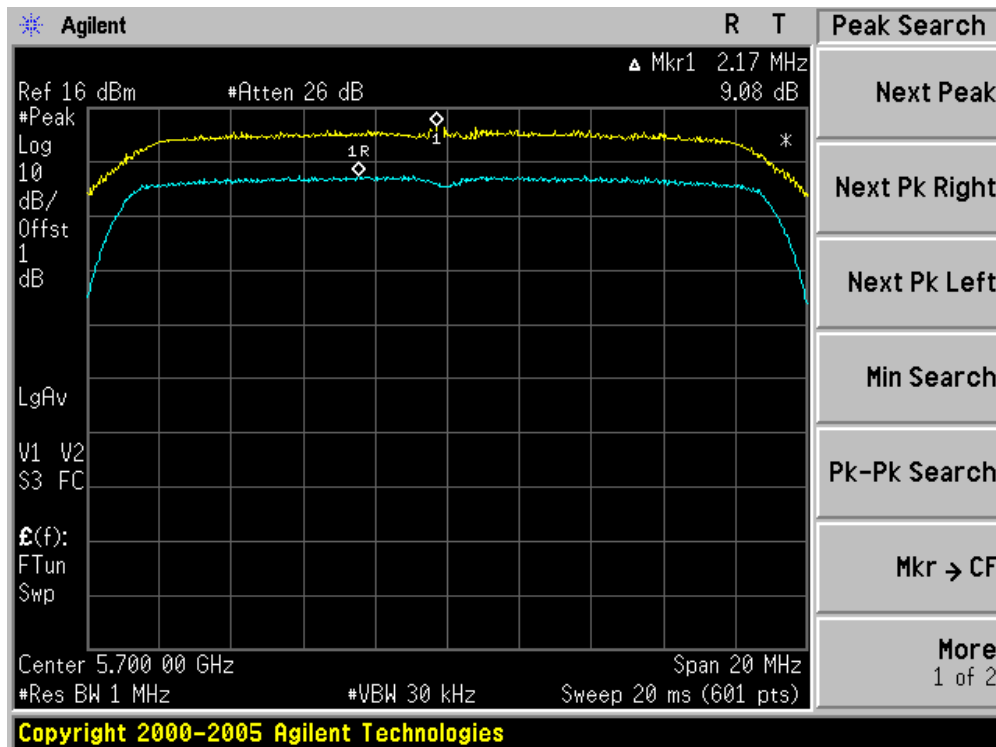
Channel 100 (5500MHz)



Channel 116 (5580MHz)



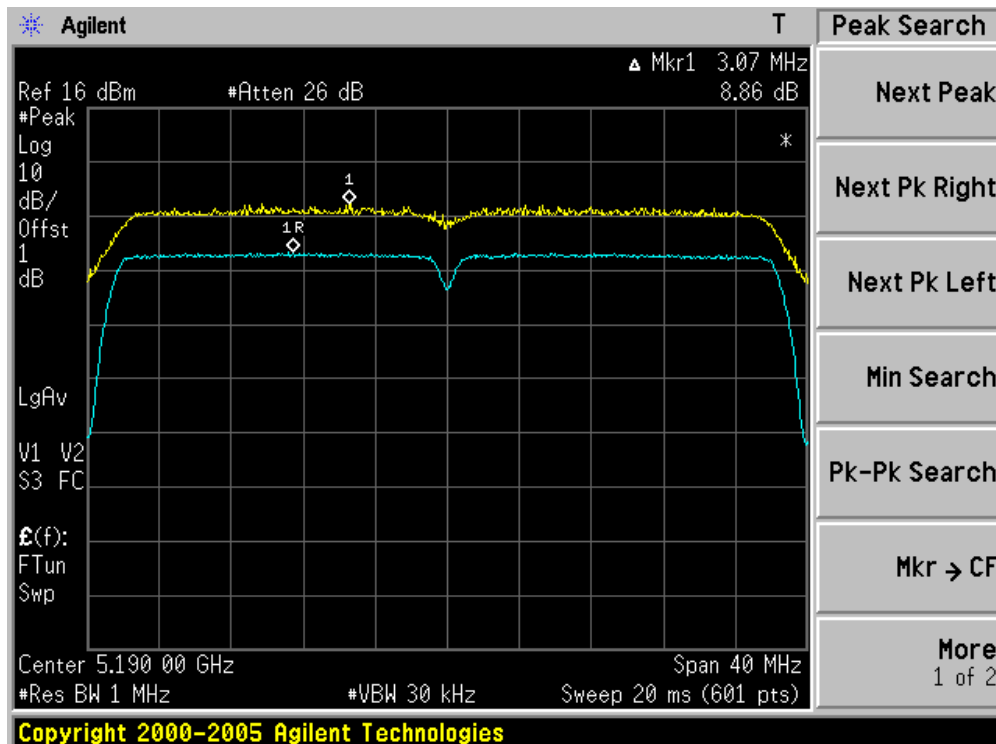
Channel 140 (5700MHz)



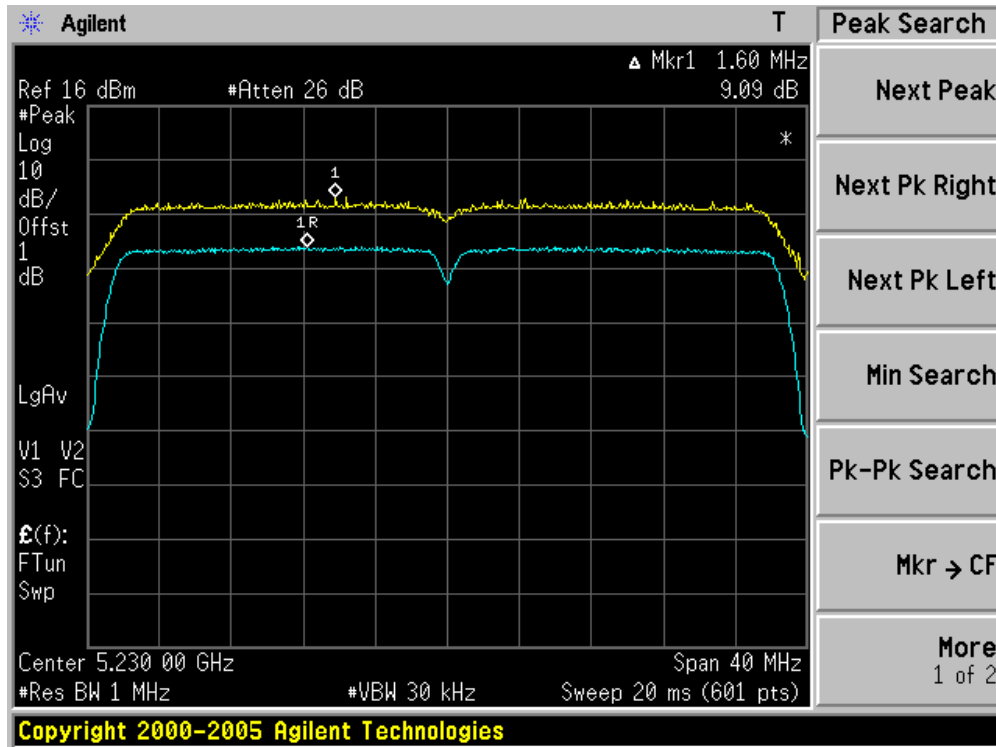
Product	:	Wireless LAN Access Point
Test Item	:	Peak Excursion
Test Site	:	AC-6
Test Mode	:	Mode 3: Transmit by 802.11n (40MHz Bandwidth) (Chain A)

Channel No.	Frequency (MHz)	Peak Excursion (dB)	Limit (dB)	Result
38	5190	8.86	13	Pass
46	5230	9.09	13	Pass
54	5270	8.74	13	Pass
62	5310	9.10	13	Pass
102	5510	8.86	13	Pass
110	5550	8.62	13	Pass

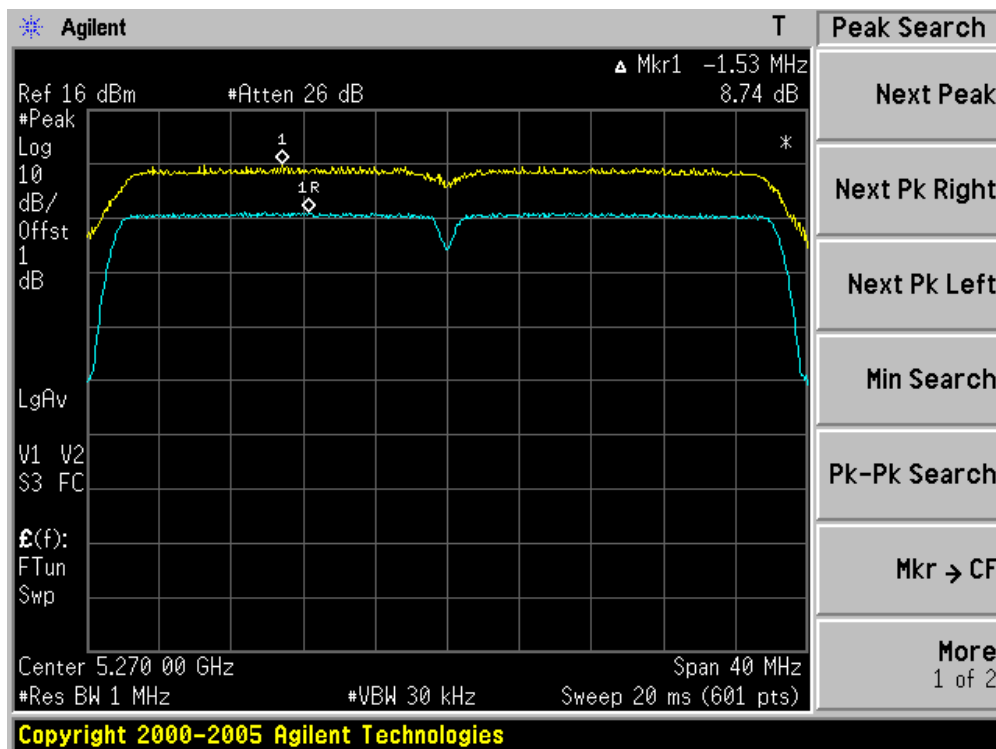
### Channel 38 (5190MHz)



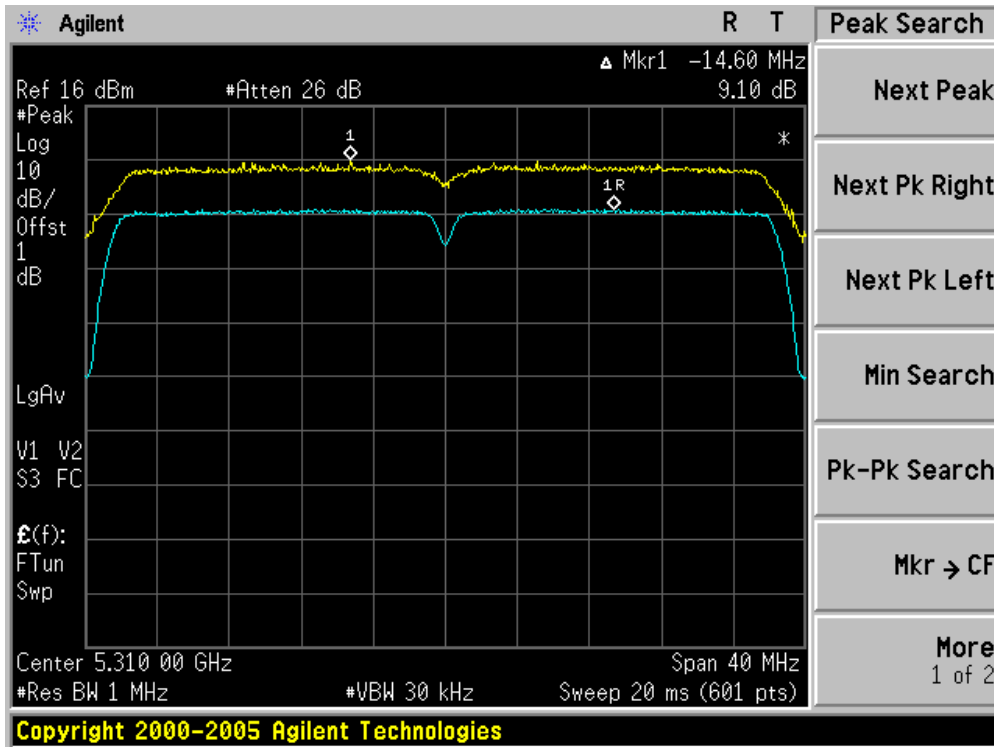
Channel 46 (5230MHz)



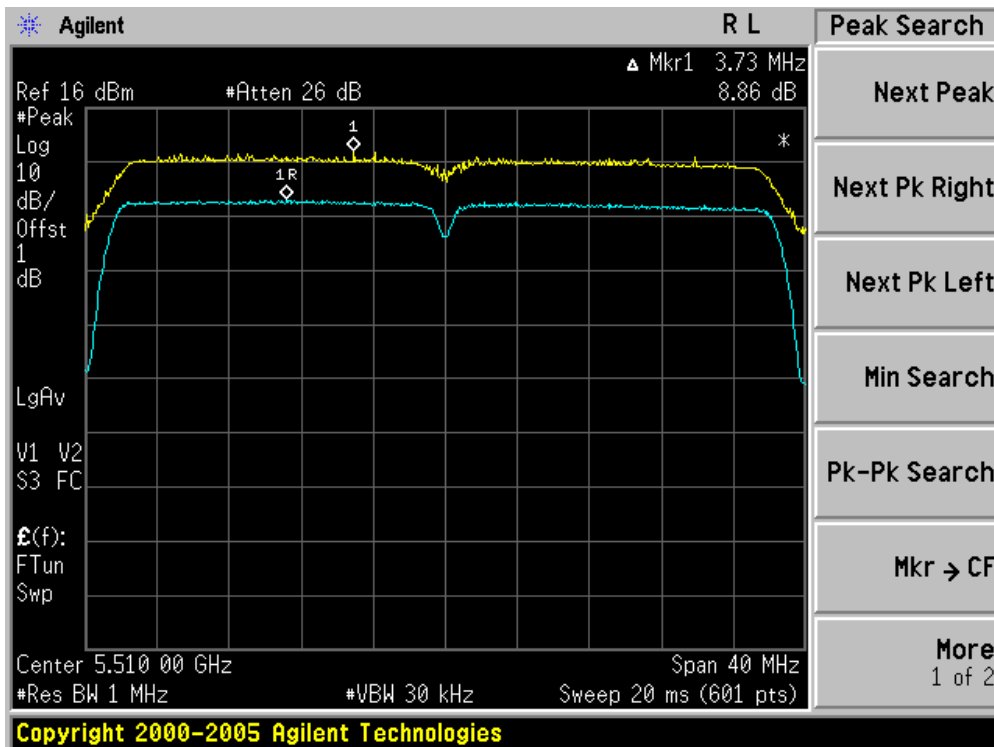
Channel 54 (5270MHz)



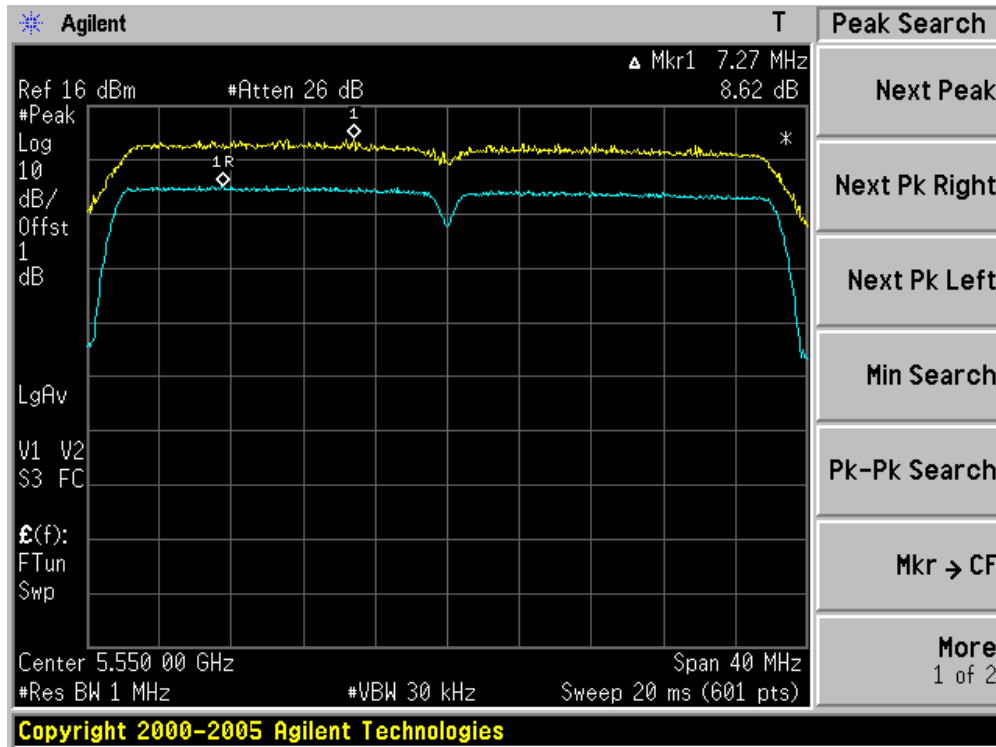
Channel 62 (5310MHz)



Channel 102 (5510MHz)



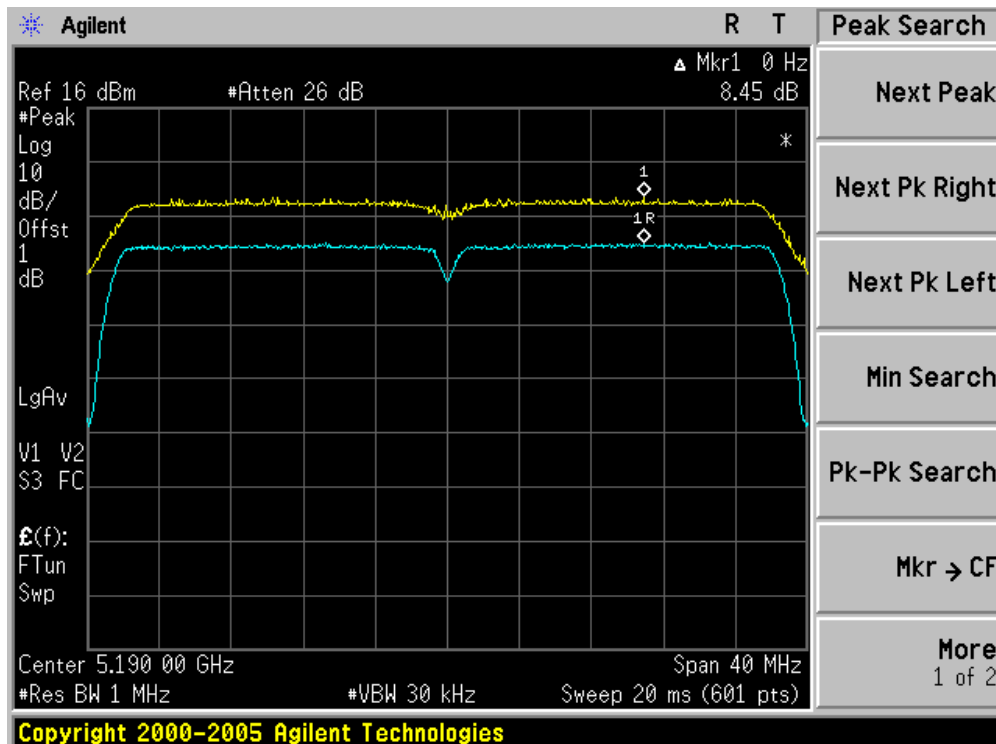
Channel 110 (5550MHz)



Product	:	Wireless LAN Access Point
Test Item	:	Peak Excursion
Test Site	:	AC-6
Test Mode	:	Mode 3: Transmit by 802.11n (40MHz Bandwidth) (Chain B)

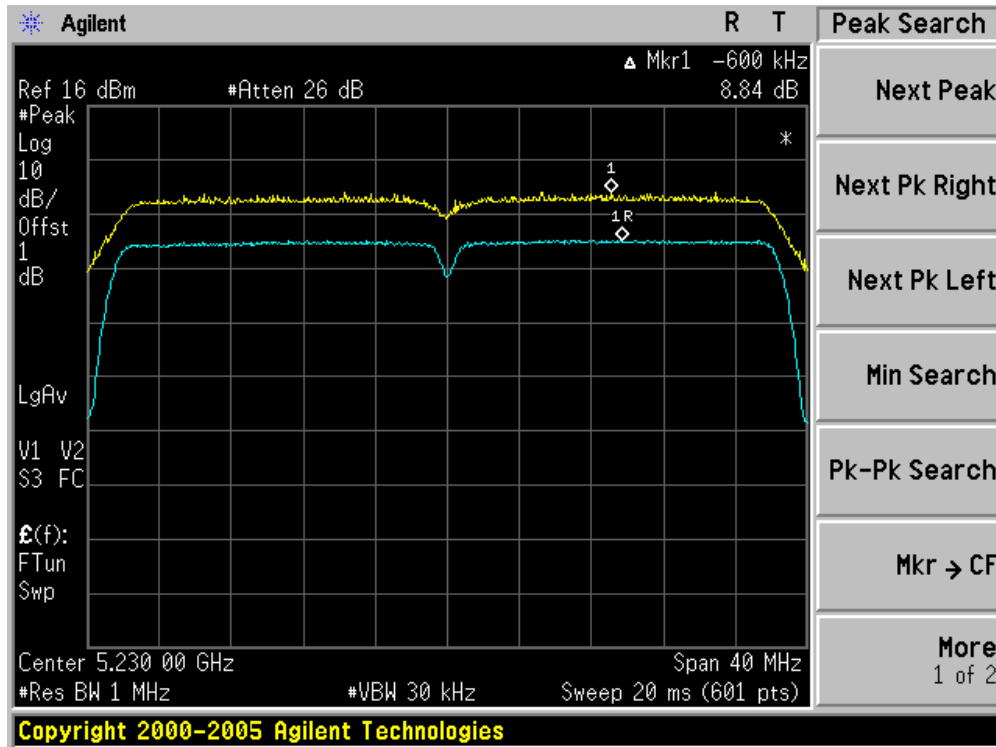
Channel No.	Frequency (MHz)	Peak Excursion (dB)	Limit (dB)	Result
38	5190	8.45	13	Pass
46	5230	8.84	13	Pass
54	5270	8.54	13	Pass
62	5310	8.40	13	Pass
102	5510	8.76	13	Pass
110	5550	8.15	13	Pass

### Channel 38 (5190MHz)

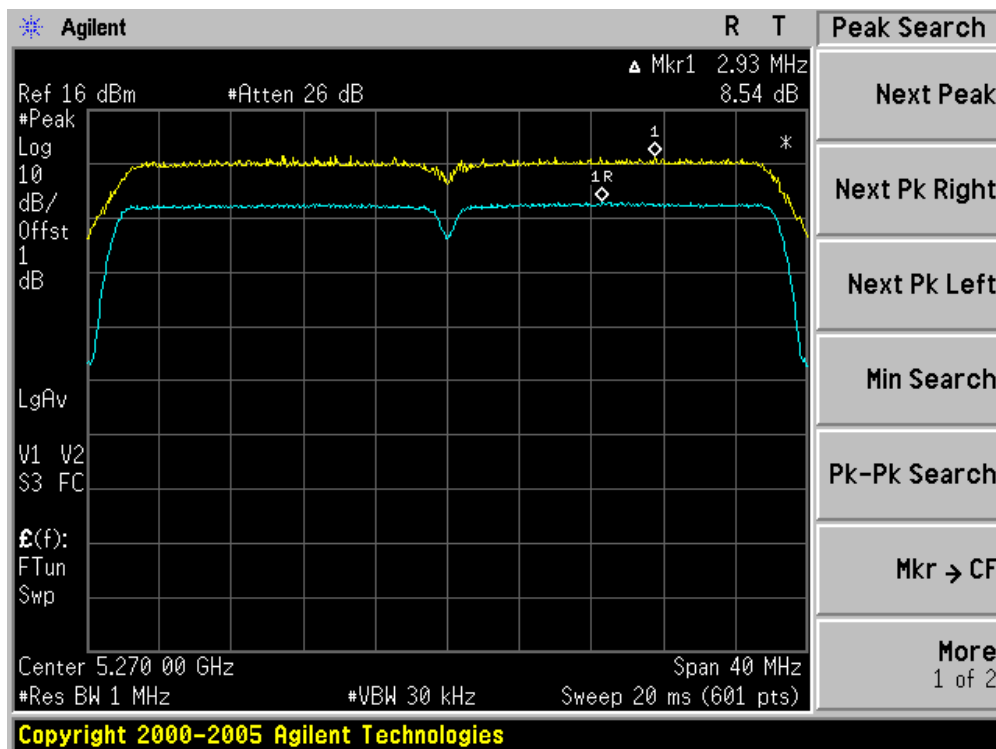




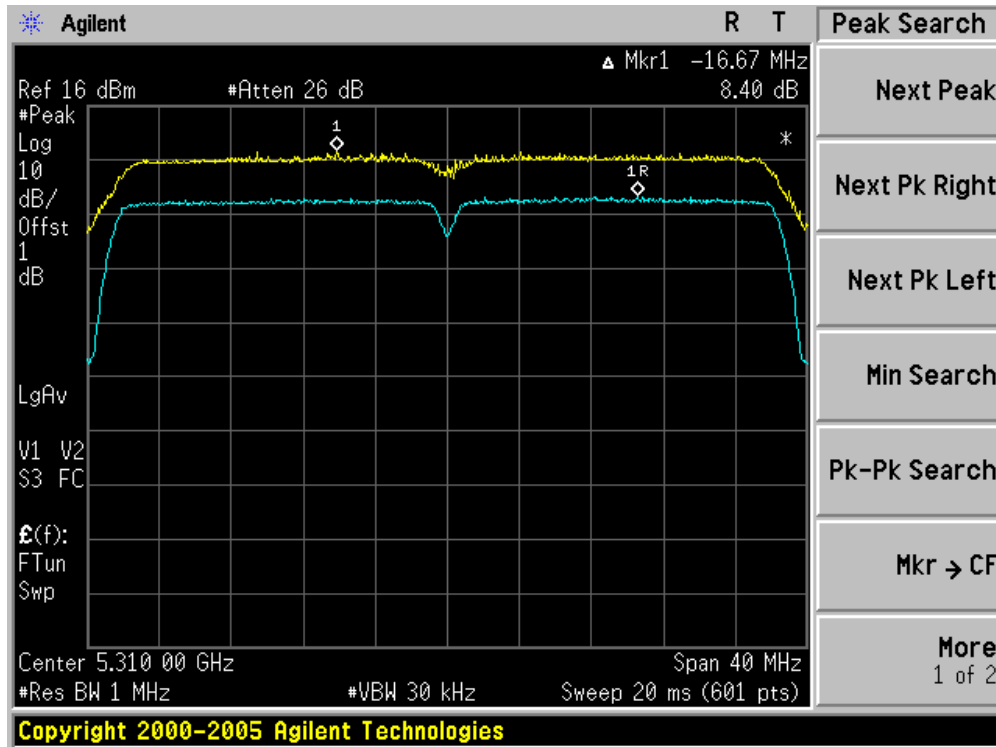
Channel 46 (5230MHz)



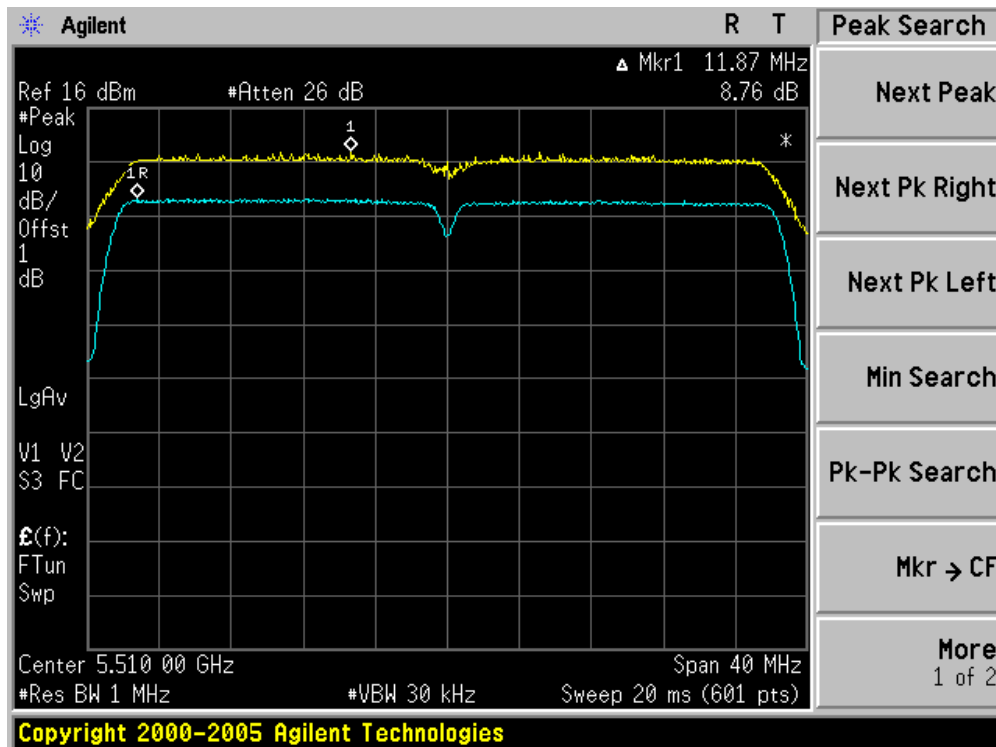
Channel 54 (5270MHz)



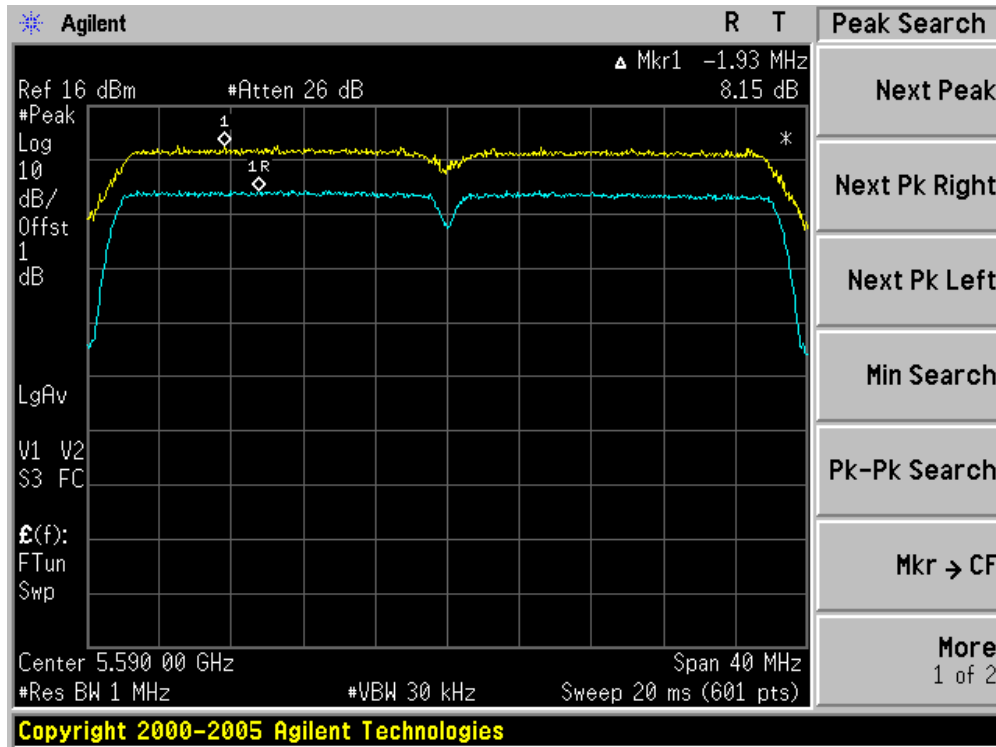
Channel 62 (5310MHz)



Channel 102 (5510MHz)



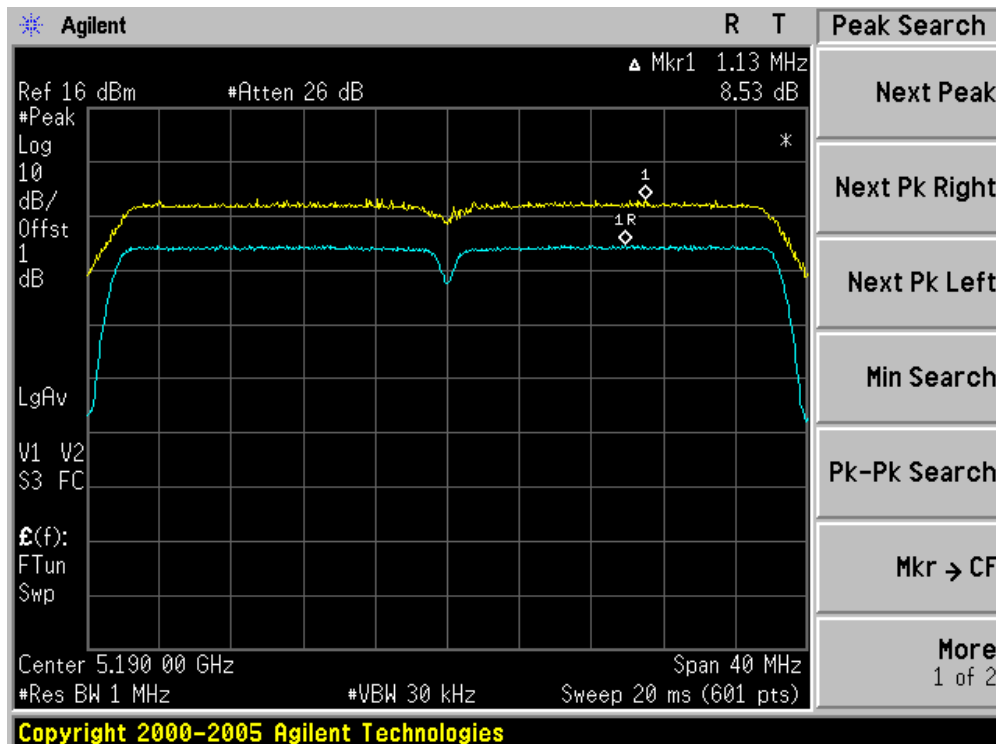
Channel 110 (5550MHz)



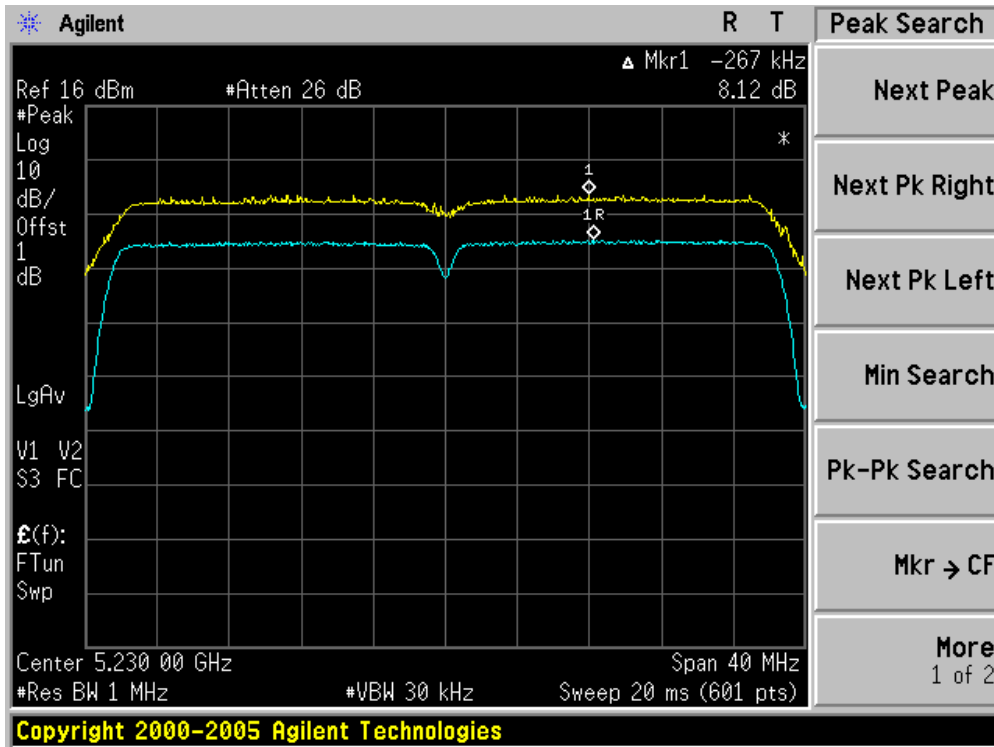
Product	:	Wireless LAN Access Point
Test Item	:	Peak Excursion
Test Site	:	AC-6
Test Mode	:	Mode 3: Transmit by 802.11n (40MHz Bandwidth) (Chain C)

Channel No.	Frequency (MHz)	Peak Excursion (dB)	Limit (dB)	Result
38	5190	8.53	13	Pass
46	5230	8.12	13	Pass
54	5270	8.40	13	Pass
62	5310	8.59	13	Pass
102	5510	9.12	13	Pass
110	5550	8.62	13	Pass

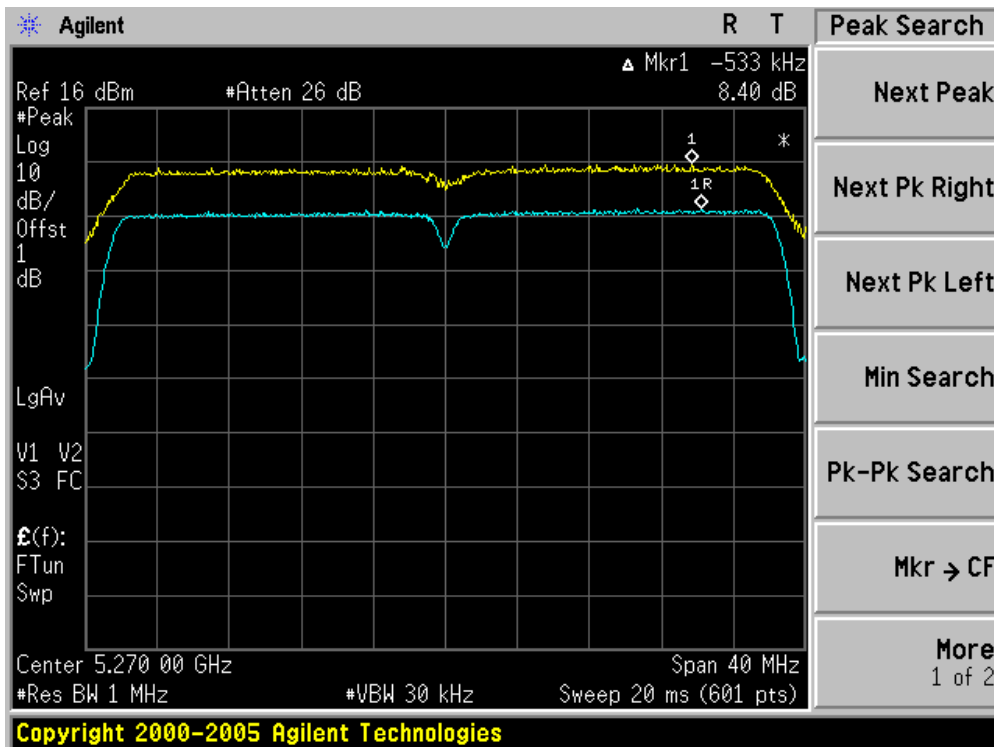
### Channel 38 (5190MHz)



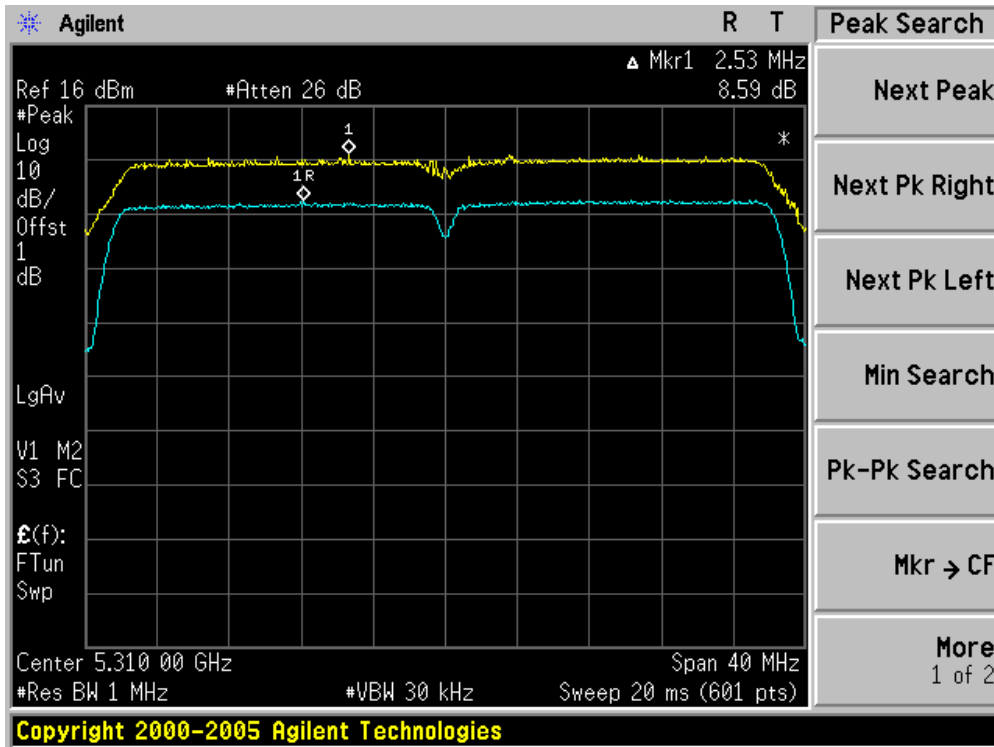
Channel 46 (5230MHz)



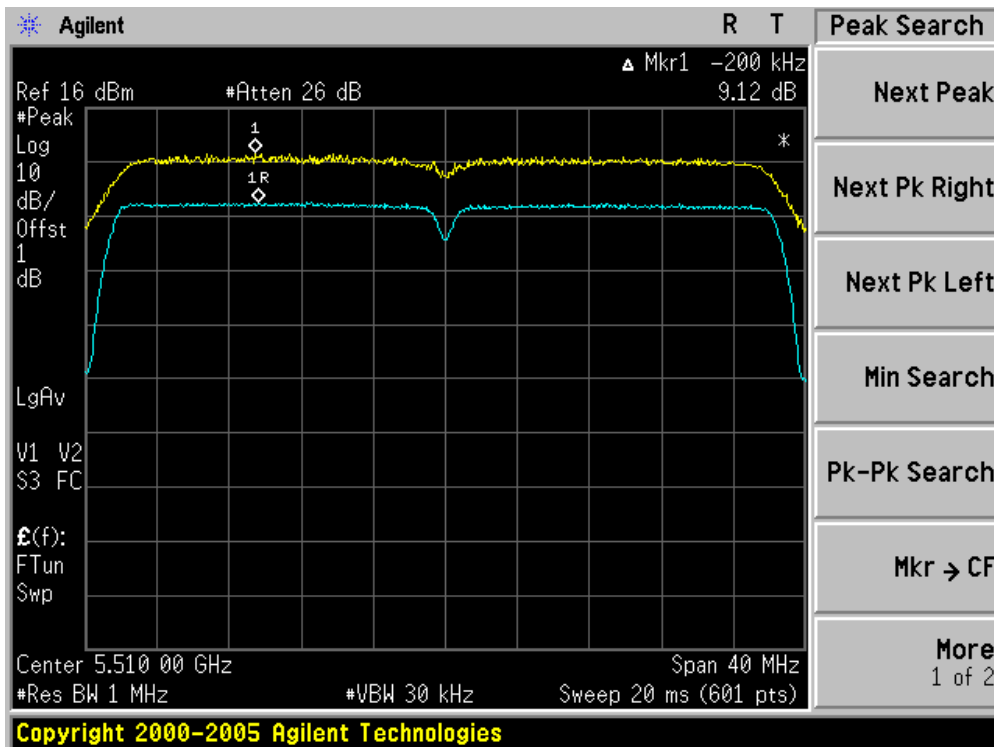
Channel 54 (5270MHz)



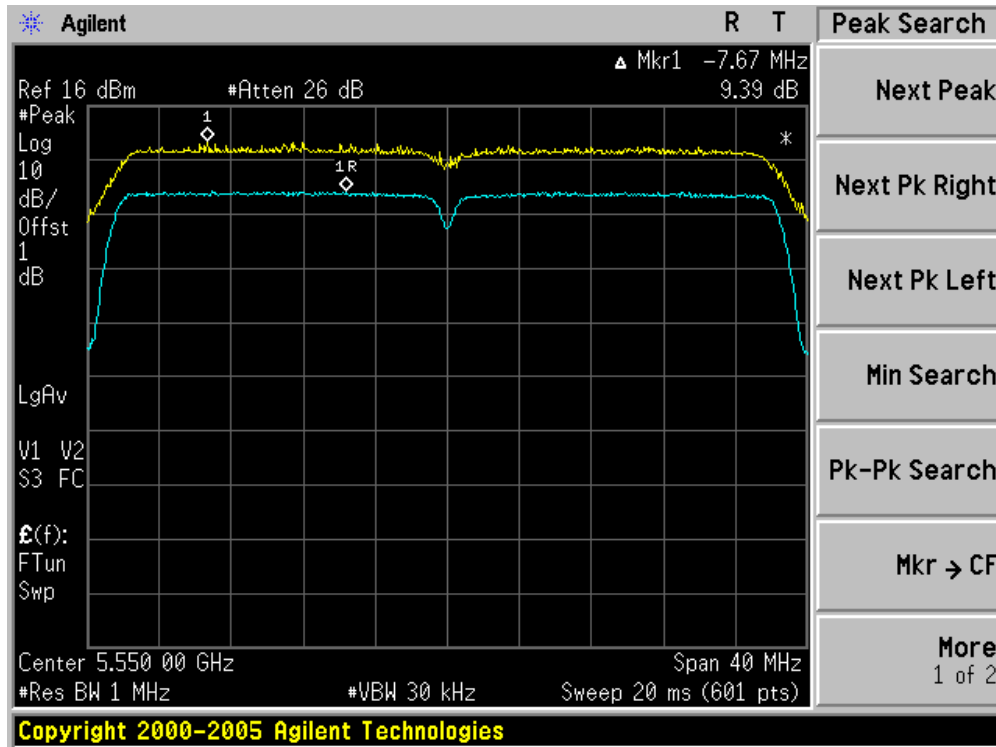
Channel 62 (5310MHz)



Channel 102 (5510MHz)



Channel 110 (5550MHz)



## 10. Radiated Emission Band Edge

### 10.1. Test Equipment

Radiated Emission / AC-2

Instrument	Manufacturer	Type No.	Serial No.	Cal. Date
Spectrum Analyzer	Agilent	E4446A	MY45300103	2009/06/11
Broad-Band Horn Antenna	Schwarzbeck	BBHA9120D	496	2008/11/25
Coaxial Cable	Huber+Suhner	AC2-C	04	2008/11/25
Temperature/Humidity Meter	zhicheng	ZC1-2	QT-TH002	2009/03/31

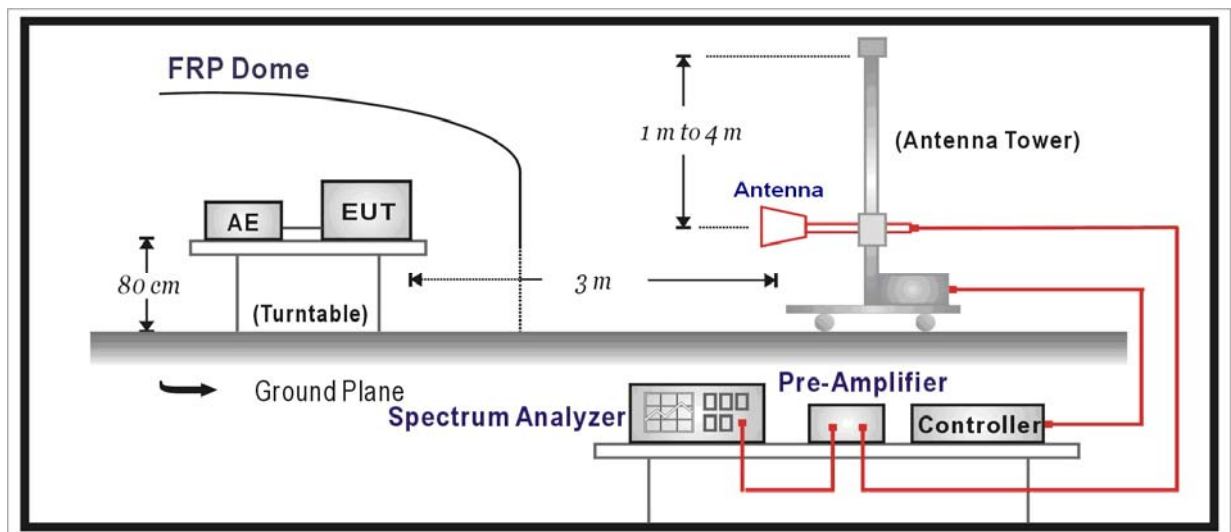
Radiated Emission / AC-3

Instrument	Manufacturer	Type No.	Serial No.	Cal. Date
Spectrum Analyzer	Agilent	E4446A	MY45300103	2009/06/11
Broad-Band Horn Antenna	Schwarzbeck	BBHA9120D	496	2008/11/25
Coaxial Cable	Huber+Suhner	AC3-C	05	2008/11/25
Temperature/Humidity Meter	zhicheng	ZC1-2	QT-TH003	2009/03/31

Note 1: All equipments are calibrated with traceable calibrations. Each calibration is traceable to the national or international standards.

Note 2: The test instruments marked with "X" are used to measure the final test results.

### 10.2. Test Setup





10.3. Limit

**For 15.205 requirement:**

Radiated emissions which fall in the restricted bands, as defined in Section 15.205(a) of FCC part 15, must also comply with the radiated emission limits specified in Section 15.209(a).

MHz	MHz	MHz	GHz
0.090 - 0.110	16.42 - 16.423	399.9 - 410	4.5 - 5.15
<sup>1</sup> 0.495 - 0.505	16.69475 - 16.69525	608 - 614	5.35 - 5.46
2.1735 - 2.1905	16.80425 - 16.80475	960 - 1240	7.25 - 7.75
4.125 - 4.128	25.5 - 25.67	1300 - 1427	8.025 - 8.5
4.17725 - 4.17775	37.5 - 38.25	1435 - 1626.5	9.0 - 9.2
4.20725 - 4.20775	73 - 74.6	1645.5 - 1646.5	9.3 - 9.5
6.215 - 6.218	74.8 - 75.2	1660 - 1710	10.6 - 12.7
6.26775 - 6.26825	108 - 121.94	1718.8 - 1722.2	13.25 - 13.4
6.31175 - 6.31225	123 - 138	2200 - 2300	14.47 - 14.5
8.291 - 8.294	149.9 - 150.05	2310 - 2390	15.35 - 16.2
8.362 - 8.366	156.52475 - 156.52525	2483.5 - 2500	17.7 - 21.4
8.37625 - 8.38675	156.7 - 156.9	2690 - 2900	22.01 - 23.12
8.41425 - 8.41475	162.0125 - 167.17	3260 - 3267	23.6 - 24.0
12.29 - 12.293	167.72 - 173.2	3332 - 3339	31.2 - 31.8
12.51975 - 12.52025	240 - 285	3345.8 - 3358	36.43 - 36.5
12.57675 - 12.57725	322 - 335.4	3600 - 4400	( <sup>2</sup> )

**For 15.407(b) requirement:**

- For transmitters operating in the 5.15-5.25 GHz band: all emissions outside of the 5.15-5.35 GHz band shall not exceed an EIRP of -27 dBm/MHz.
- For transmitters operating in the 5.25-5.35 GHz band: all emissions outside of the 5.15-5.35 GHz band shall not exceed an EIRP of -27 dBm/MHz. Devices operating in the 5.25-5.35 GHz band that generate emissions in the 5.15-5.25 GHz band must meet all applicable technical requirements for operation in the 5.15-5.25 GHz band (including indoor use) or alternatively meet an out-of-band emission EIRP limit of -27dBm/MHz in the 5.15-5.25 GHz band.
- For transmitters operating in the 5.47-5.725 GHz band: all emission outside of the 5.47-5.725 GHz band shall not exceed an EIRP of -27 dBm/MHz.
- For transmitters operating in the 5.725-5.825 GHz band: all emission within the frequency range from the band edge to 10 MHz above or below the band edge shall not exceed an EIRP of -17 dBm/MHz; for frequencies 10 MHz or greater above or below the band edge, emissions shall not exceed an EIRP of -27 dBm/MHz.

Operating Frequency Band (MHz)	EIRP Limit (dBm/MHz)	Equivalent Field Strength at 3m (dBuV/m)
5150 - 5250	-27	68.3
5250 - 5350	-27	68.3
5470 - 5725	-27	68.3
5725 - 5825	-27 [Note(1)]	68.3
	-17 [Note(2)]	78.3
<p>Note(1): Outside the frequency range 5715 - 5835MHz.</p> <p>Note(2): Within the frequency range from the band edge to 10MHz below or above the band edge, 5715 – 5725MHz and 5825 - 5835MHz.</p>		

**10.4. Test Procedure**

The EUT was tested according to FCC Public Notice DA 02-2138, August 30, 2002 for compliance to FCC 47CFR 15.407 requirements.

The EUT is placed on a turn table which is 0.8 meter above ground. The turn table is rotated 360 degrees to determine the position of the maximum emission level. The EUT was positioned such that the distance from antenna to the EUT was 3 meters.

The antenna is scanned from 1 meter to 4 meters to find out the maximum emission level. This is repeated for both horizontal and vertical polarization of the antenna. In order to find the maximum emission, all of the interface cables were manipulated according to ANSI C63.4:2003 on radiated measurement.

Note: When doing emission measurement above 1GHz, the horn antenna will be bended down a little (as horn antenna has the narrow beamwidth) in order to keeping the antenna in the “cone of radiation” of EUT. The 3dB beamwidth is 10~60 degrees for H-plane and 10~90 degrees for E-plane.

**10.5. Uncertainty**

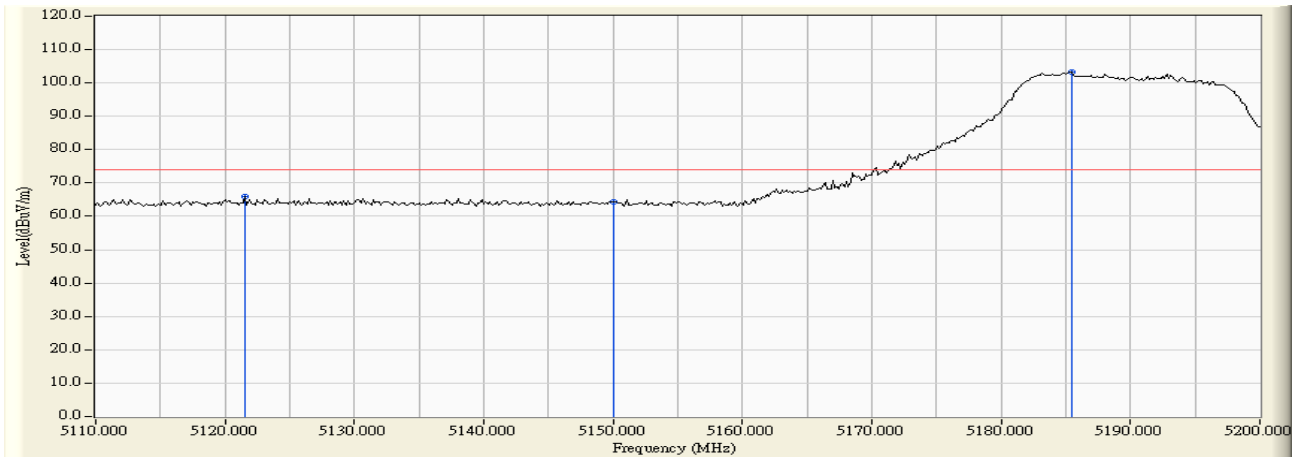
The measurement uncertainty above 1GHz is defined as  $\pm 3.9$  dB

10.6. Test Result

Peak detector: RBW = 1MHz, VBW = 3MHz, sweep time = 200ms;

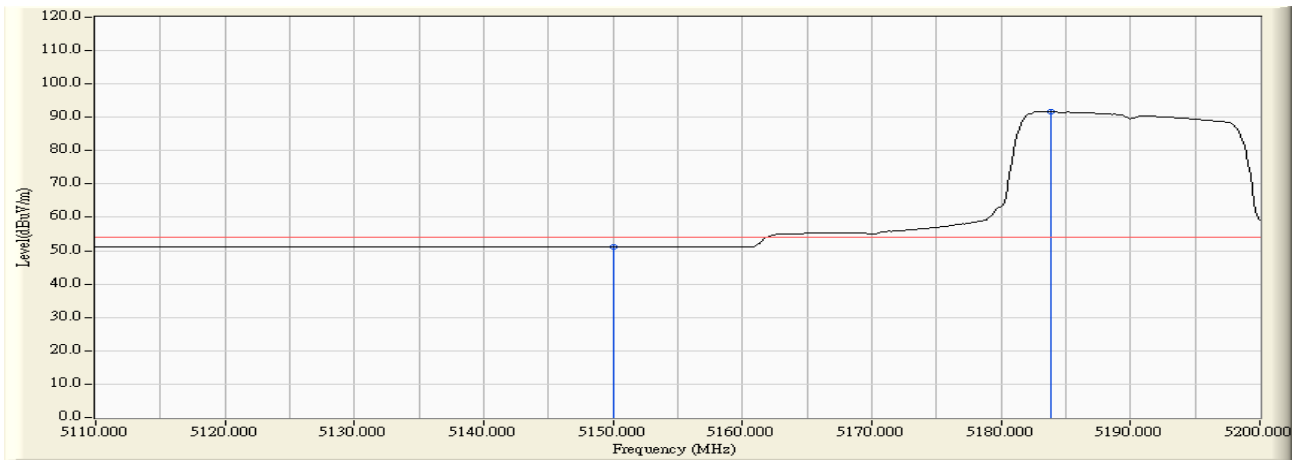
Average detector: RBW = 1MHz, VBW = 10Hz, sweep time = auto.

Engineer : Jame	
Site : AC-2 (3m Semi-Anechoic Chamber)	Time : 2009/07/22 - 19:34
Limit : FCC_SpartC_15.209_03M_PK	Margin : 0
Probe : 9120D_499(1-18GHz) - HORIZONTAL	Power : AC 120V/60Hz
EUT : Wireless LAN Access Point	Note : Mode 1:Transmit at channel 5180MHz By 802.11a Chain A



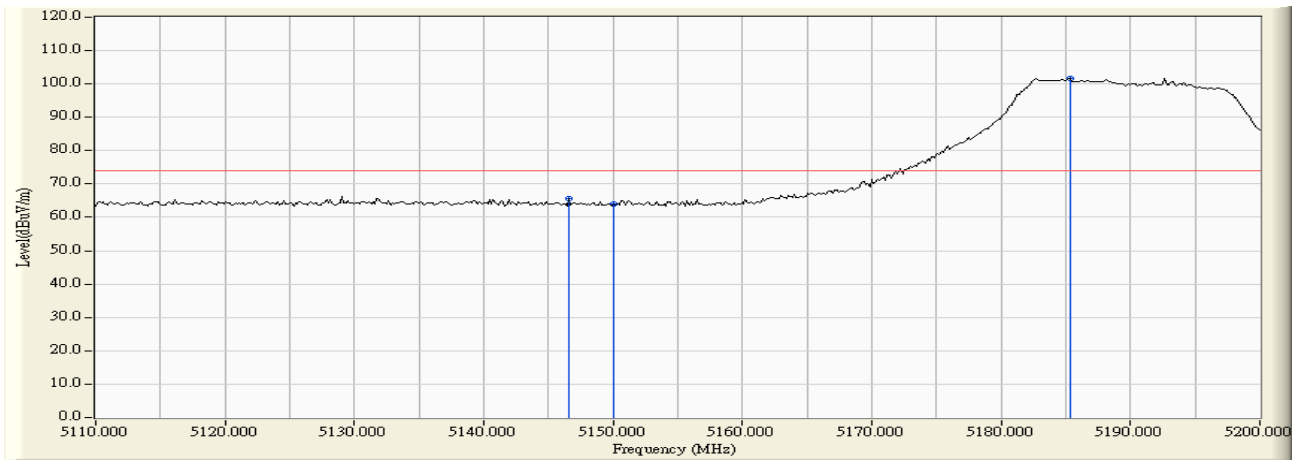
	Frequency (MHz)	Correct Factor (dB)	Reading Level (dBuV)	Measure Level (dBuV/m)	Margin (dB)	Limit (dBuV/m)	Detector Type
1	5121.550	1.035	64.961	65.995	-7.975	73.970	PEAK
2	5150.000	1.093	63.226	64.319	-9.651	73.970	PEAK
3	* 5185.450	1.142	102.112	103.255	N/A	N/A	PEAK

Engineer : Jame	
Site : AC-2 (3m Semi-Anechoic Chamber)	Time : 2009/07/22 - 19:35
Limit : FCC_SpartC_15.209_03M_AV	Margin : 0
Probe : 9120D_499(1-18GHz) - HORIZONTAL	Power : AC 120V/60Hz
EUT : Wireless LAN Access Point	Note : Mode 1:Transmit at channel 5180MHz By 802.11a Chain A



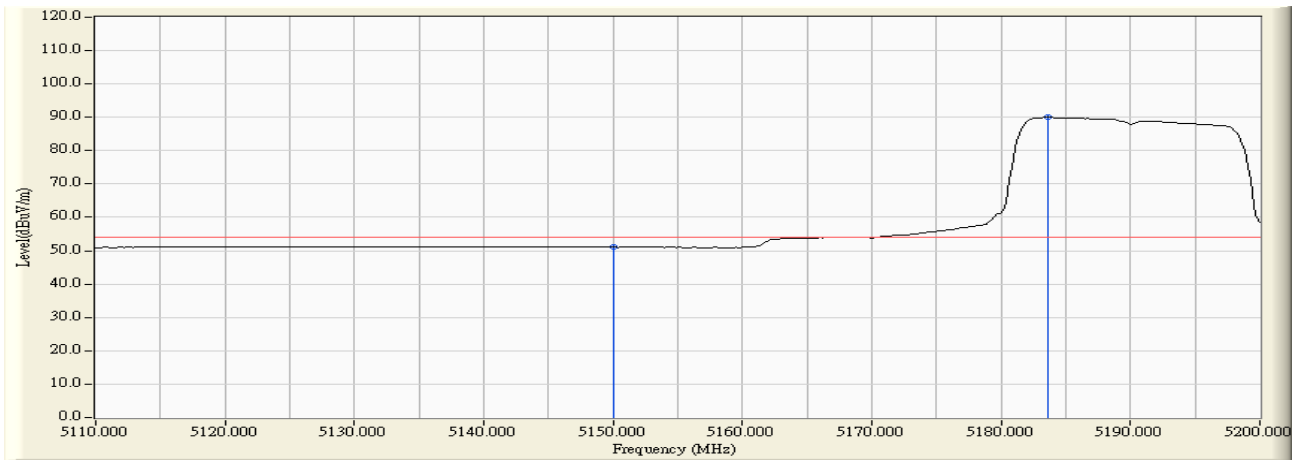
		Frequency (MHz)	Correct Factor (dB)	Reading Level (dBuV)	Measure Level (dBuV/m)	Margin (dB)	Limit (dBuV/m)	Detector Type
1		5150.000	1.093	50.008	51.101	-2.869	53.970	AVERAGE
2	*	5183.800	1.141	90.554	91.695	N/A	N/A	AVERAGE

Engineer : Jame	
Site : AC-2 (3m Semi-Anechoic Chamber)	Time : 2009/07/22 - 19:36
Limit : FCC_SpartC_15.209_03M_PK	Margin : 0
Probe : 9120D_499(1-18GHz) - VERTICAL	Power : AC 120V/60Hz
EUT : Wireless LAN Access Point	Note : Mode 1:Transmit at channel 5180MHz By 802.11a Chain A



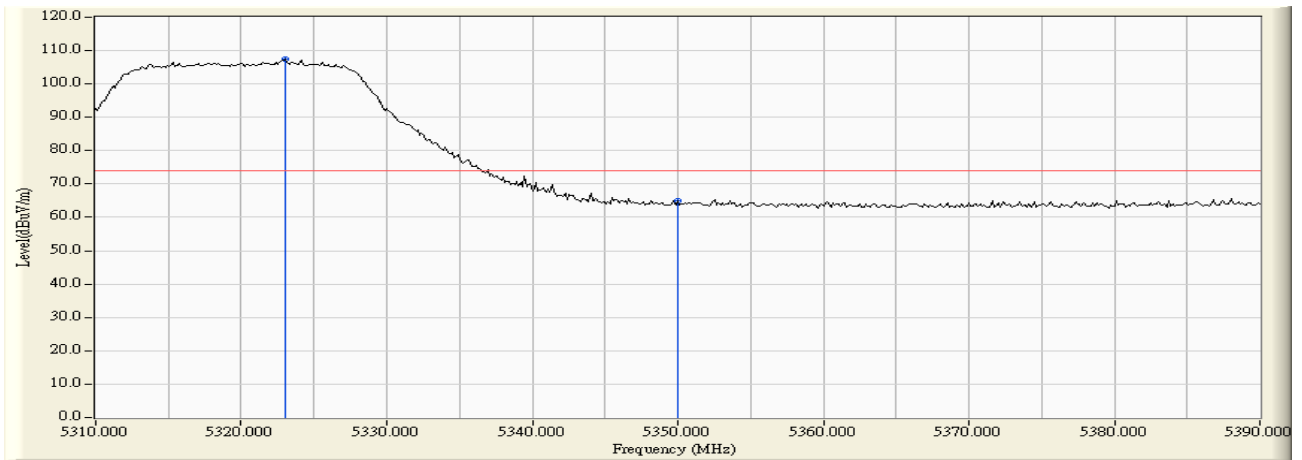
		Frequency (MHz)	Correct Factor (dB)	Reading Level (dBuV)	Measure Level (dBuV/m)	Margin (dB)	Limit (dBuV/m)	Detector Type
1		5146.600	1.088	64.700	65.788	-8.182	73.970	PEAK
2		5150.000	1.093	62.804	63.897	-10.073	73.970	PEAK
3	*	5185.300	1.143	100.537	101.679	N/A	N/A	PEAK

<b>Engineer : Jame</b>	
<b>Site : AC-2 (3m Semi-Anechoic Chamber)</b>	<b>Time : 2009/07/22 - 19:36</b>
<b>Limit : FCC_SpartC_15.209_03M_AV</b>	<b>Margin : 0</b>
<b>Probe : 9120D_499(1-18GHz) - VERTICAL</b>	<b>Power : AC 120V/60Hz</b>
<b>EUT : Wireless LAN Access Point</b>	<b>Note : Mode 1:Transmit at channel 5180MHz By 802.11a Chain A</b>



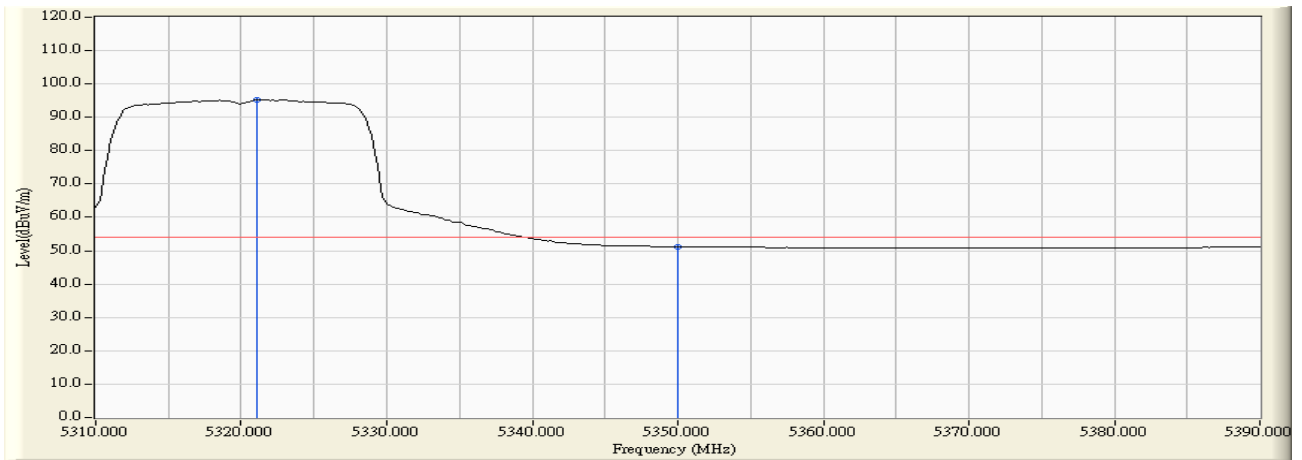
		Frequency (MHz)	Correct Factor (dB)	Reading Level (dBuV)	Measure Level (dBuV/m)	Margin (dB)	Limit (dBuV/m)	Detector Type
1		5150.000	1.093	49.945	51.038	-2.932	53.970	AVERAGE
2	*	5183.650	1.141	88.953	90.094	N/A	N/A	AVERAGE

<b>Engineer : Jame</b>	
<b>Site : AC-2 (3m Semi-Anechoic Chamber)</b>	<b>Time : 2009/07/22 - 19:38</b>
<b>Limit : FCC_SpartC_15.209_03M_PK</b>	<b>Margin : 0</b>
<b>Probe : 9120D_499(1-18GHz) - HORIZONTAL</b>	<b>Power : AC 120V/60Hz</b>
<b>EUT : Wireless LAN Access Point</b>	<b>Note : Mode 1:Transmit at channel 5320MHz By 802.11a Chain A</b>



		Frequency (MHz)	Correct Factor (dB)	Reading Level (dBuV)	Measure Level (dBuV/m)	Margin (dB)	Limit (dBuV/m)	Detector Type
1	*	5323.067	1.373	106.085	107.458	N/A	N/A	PEAK
2		5350.000	1.298	63.761	65.059	-8.911	73.970	PEAK

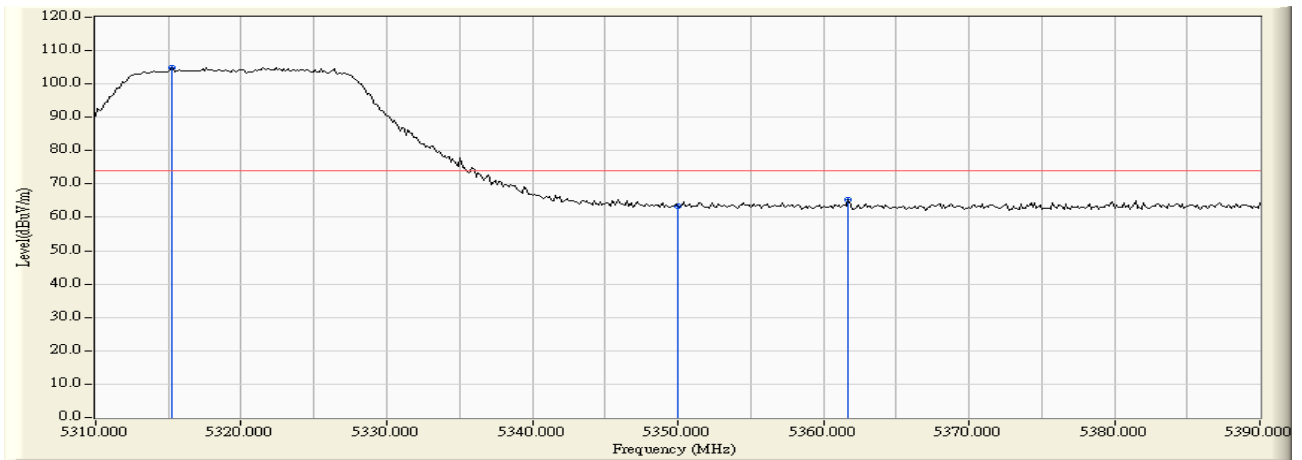
Engineer : Jame	
Site : AC-2 (3m Semi-Anechoic Chamber)	Time : 2009/07/22 - 19:39
Limit : FCC_SpartC_15.209_03M_AV	Margin : 0
Probe : 9120D_499(1-18GHz) - HORIZONTAL	Power : AC 120V/60Hz
EUT : Wireless LAN Access Point	Note : Mode 1:Transmit at channel 5320MHz By 802.11a Chain A



		Frequency (MHz)	Correct Factor (dB)	Reading Level (dBuV)	Measure Level (dBuV/m)	Margin (dB)	Limit (dBuV/m)	Detector Type
1	*	5321.067	1.380	93.821	95.201	N/A	N/A	AVERAGE
2		5350.000	1.298	49.913	51.211	-2.759	53.970	AVERAGE

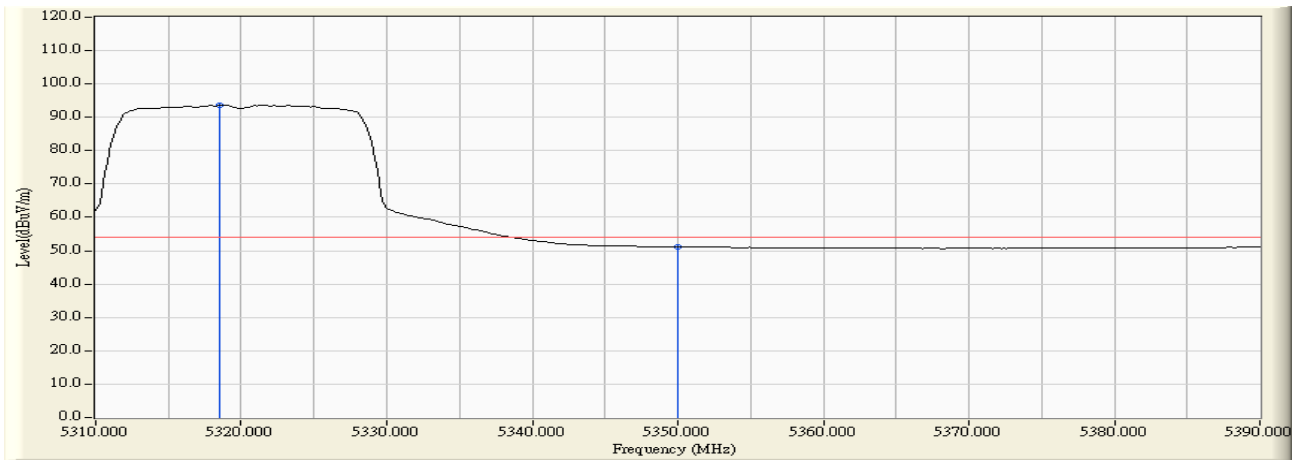


<b>Engineer : Jame</b>	
<b>Site : AC-2 (3m Semi-Anechoic Chamber)</b>	<b>Time : 2009/07/22 - 19:40</b>
<b>Limit : FCC_SpartC_15.209_03M_PK</b>	<b>Margin : 0</b>
<b>Probe : 9120D_499(1-18GHz) - VERTICAL</b>	<b>Power : AC 120V/60Hz</b>
<b>EUT : Wireless LAN Access Point</b>	<b>Note : Mode 1:Transmit at channel 5320MHz By 802.11a Chain A</b>



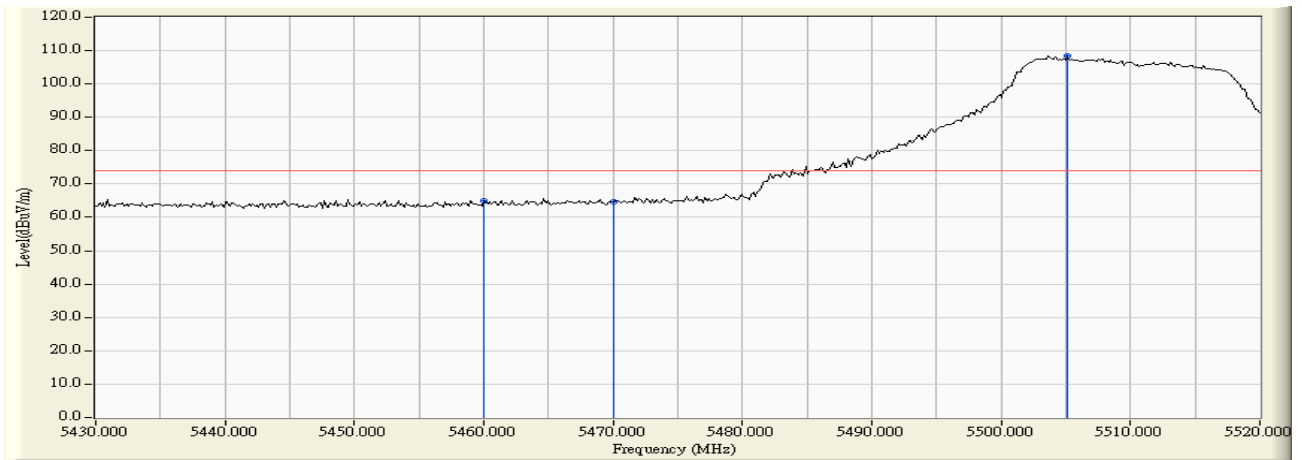
		Frequency (MHz)	Correct Factor (dB)	Reading Level (dBuV)	Measure Level (dBuV/m)	Margin (dB)	Limit (dBuV/m)	Detector Type
1	*	5315.200	1.399	103.554	104.954	N/A	N/A	PEAK
2		5350.000	1.298	61.994	63.292	-10.678	73.970	PEAK
3		5361.733	1.314	63.891	65.205	-8.765	73.970	PEAK

<b>Engineer : Jame</b>	
<b>Site : AC-2 (3m Semi-Anechoic Chamber)</b>	<b>Time : 2009/07/22 - 19:40</b>
<b>Limit : FCC_SpartC_15.209_03M_AV</b>	<b>Margin : 0</b>
<b>Probe : 9120D_499(1-18GHz) - VERTICAL</b>	<b>Power : AC 120V/60Hz</b>
<b>EUT : Wireless LAN Access Point</b>	<b>Note : Mode 1:Transmit at channel 5320MHz By 802.11a Chain A</b>



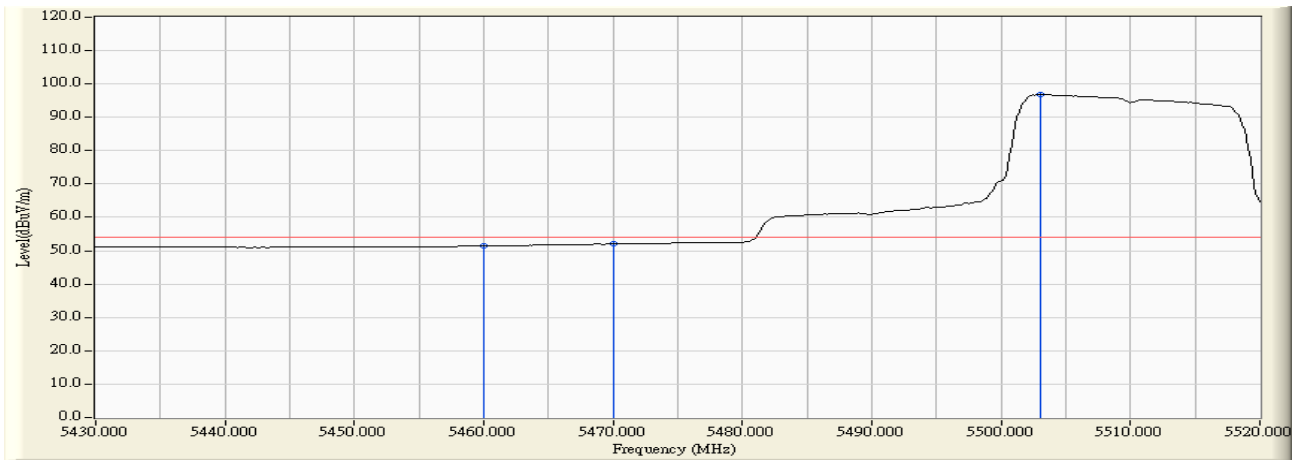
		Frequency (MHz)	Correct Factor (dB)	Reading Level (dBuV)	Measure Level (dBuV/m)	Margin (dB)	Limit (dBuV/m)	Detector Type
1	*	5318.533	1.389	92.238	93.627	39.657	53.970	AVERAGE
2		5350.000	1.298	49.888	51.186	N/A	N/A	AVERAGE

Engineer : Jame	
Site : AC-2 (3m Semi-Anechoic Chamber)	Time : 2009/07/22 - 19:41
Limit : FCC_SpartC_15.209_03M_PK	Margin : 0
Probe : 9120D_499(1-18GHz) - HORIZONTAL	Power : AC 120V/60Hz
EUT : Wireless LAN Access Point	Note : Mode 1:Transmit at channel 5500MHz By 802.11a Chain A



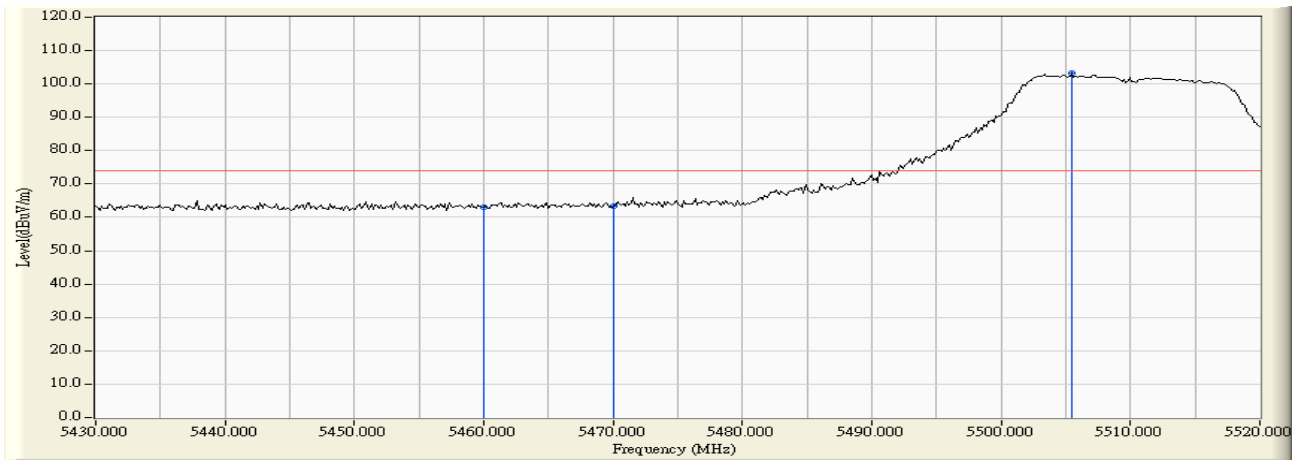
		Frequency (MHz)	Correct Factor (dB)	Reading Level (dBuV)	Measure Level (dBuV/m)	Margin (dB)	Limit (dBuV/m)	Detector Type
1		5460.000	2.054	62.809	64.863	-9.107	73.970	PEAK
2		5470.000	2.086	62.663	64.749	-23.551	88.300	PEAK
3	*	5505.150	2.190	106.252	108.442	N/A	N/A	PEAK

<b>Engineer : Jame</b>	
<b>Site : AC-2 (3m Semi-Anechoic Chamber)</b>	<b>Time : 2009/07/22 - 19:42</b>
<b>Limit : FCC_SpartC_15.209_03M_AV</b>	<b>Margin : 0</b>
<b>Probe : 9120D_499(1-18GHz) - HORIZONTAL</b>	<b>Power : AC 120V/60Hz</b>
<b>EUT : Wireless LAN Access Point</b>	<b>Note : Mode 1:Transmit at channel 5500MHz By 802.11a Chain A</b>



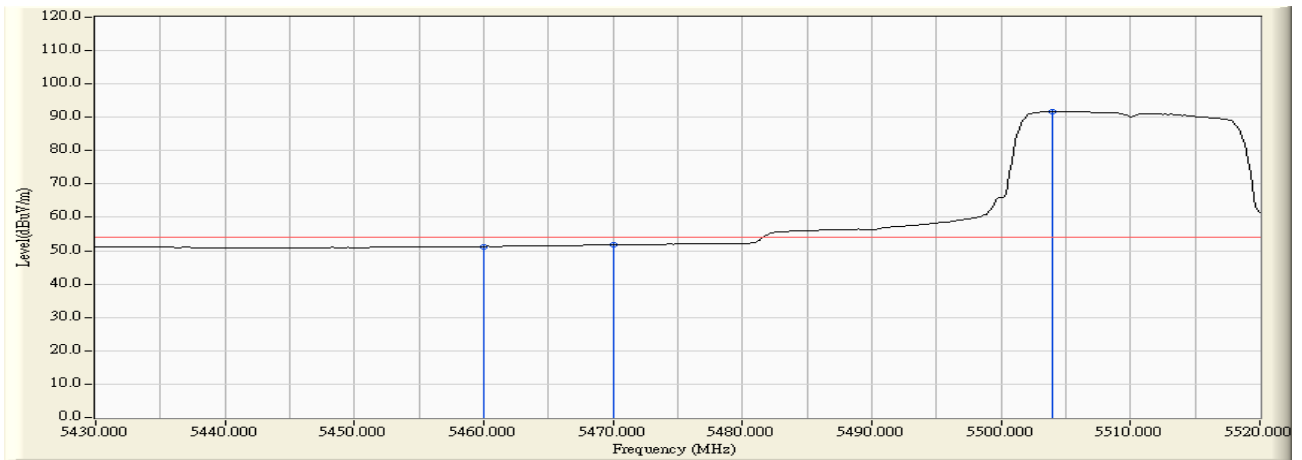
		Frequency (MHz)	Correct Factor (dB)	Reading Level (dBuV)	Measure Level (dBuV/m)	Margin (dB)	Limit (dBuV/m)	Detector Type
1		5460.000	2.054	49.527	51.581	-2.389	53.970	AVERAGE
2		5470.000	2.086	49.927	52.013	-16.287	68.300	AVERAGE
3	*	5503.050	2.186	94.579	96.765	N/A	N/A	AVERAGE

Engineer : Jame	
Site : AC-2 (3m Semi-Anechoic Chamber)	Time : 2009/07/22 - 19:42
Limit : FCC_SpartC_15.209_03M_PK	Margin : 0
Probe : 9120D_499(1-18GHz) - VERTICAL	Power : AC 120V/60Hz
EUT : Wireless LAN Access Point	Note : Mode 1:Transmit at channel 5500MHz By 802.11a Chain A



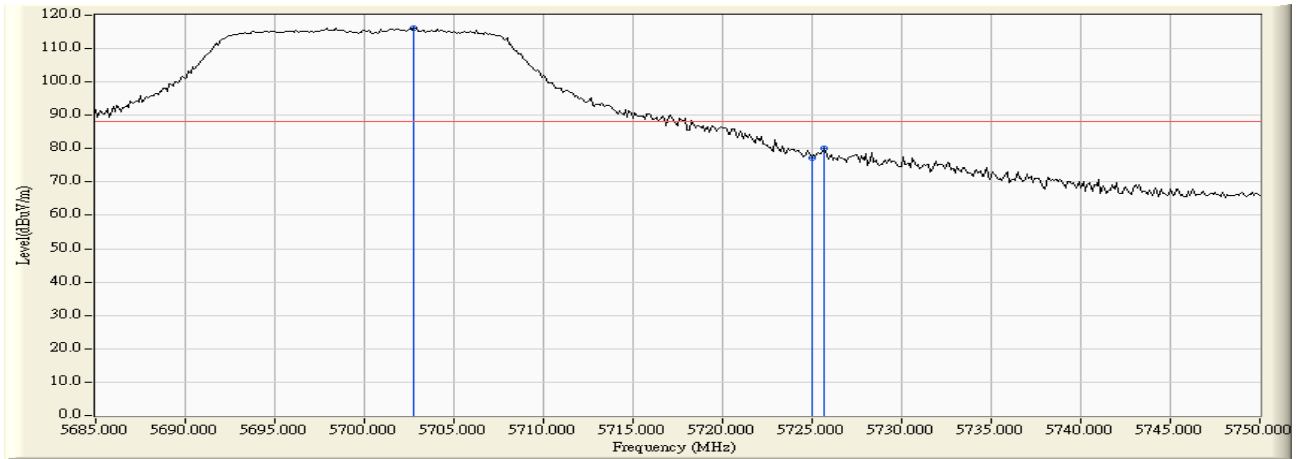
		Frequency (MHz)	Correct Factor (dB)	Reading Level (dBuV)	Measure Level (dBuV/m)	Margin (dB)	Limit (dBuV/m)	Detector Type
1		5460.000	2.054	61.019	63.073	-10.897	73.970	PEAK
2		5470.000	2.086	61.150	63.236	-25.064	88.300	PEAK
3	*	5505.450	2.189	101.092	103.281	N/A	N/A	PEAK

Engineer : Jame	
Site : AC-2 (3m Semi-Anechoic Chamber)	Time : 2009/07/22 - 19:43
Limit : FCC_SpartC_15.209_03M_AV	Margin : 0
Probe : 9120D_499(1-18GHz) - VERTICAL	Power : AC 120V/60Hz
EUT : Wireless LAN Access Point	Note : Mode 1:Transmit at channel 5500MHz By 802.11a Chain A



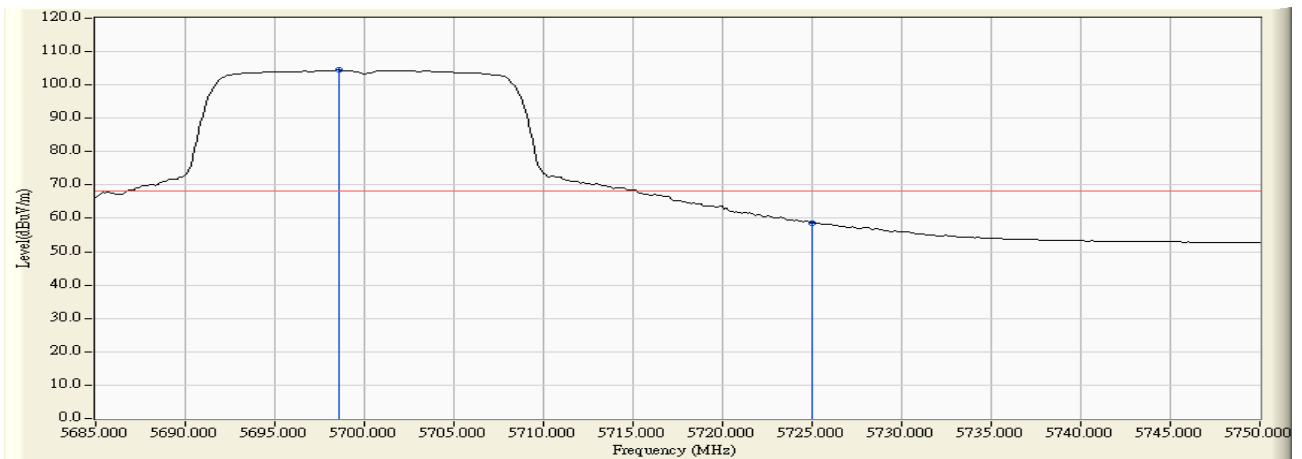
		Frequency (MHz)	Correct Factor (dB)	Reading Level (dBuV)	Measure Level (dBuV/m)	Margin (dB)	Limit (dBuV/m)	Detector Type
1		5460.000	2.054	49.237	51.291	-2.679	53.970	AVERAGE
2		5470.000	2.086	49.688	51.774	-16.526	68.300	AVERAGE
3	*	5503.950	2.188	89.558	91.746	N/A	N/A	AVERAGE

Engineer : Jame	
Site : AC-5 (3m Semi-Anechoic Chamber)	Time : 2009/08/09 - 10:50
Limit : FCC_SPARTE_15.407_03M_PK	Margin : 0
Probe : 9120D_499(1-18GHz) - HORIZONTAL	Power : AC 120V/60Hz
EUT : Wireless LAN Access Point	Note : Mode 3:Transmit at channel 5700MHz By 802.11a



		Frequency (MHz)	Correct Factor (dB)	Reading Level (dBuV)	Measure Level (dBuV/m)	Margin (dB)	Limit (dBuV/m)	Detector Type
1	*	5702.767	2.628	113.570	116.197	N/A	N/A	PEAK
2		5725.000	2.763	74.589	77.352	-10.948	88.300	PEAK
3		5725.625	2.767	77.304	80.072	-8.228	88.300	PEAK

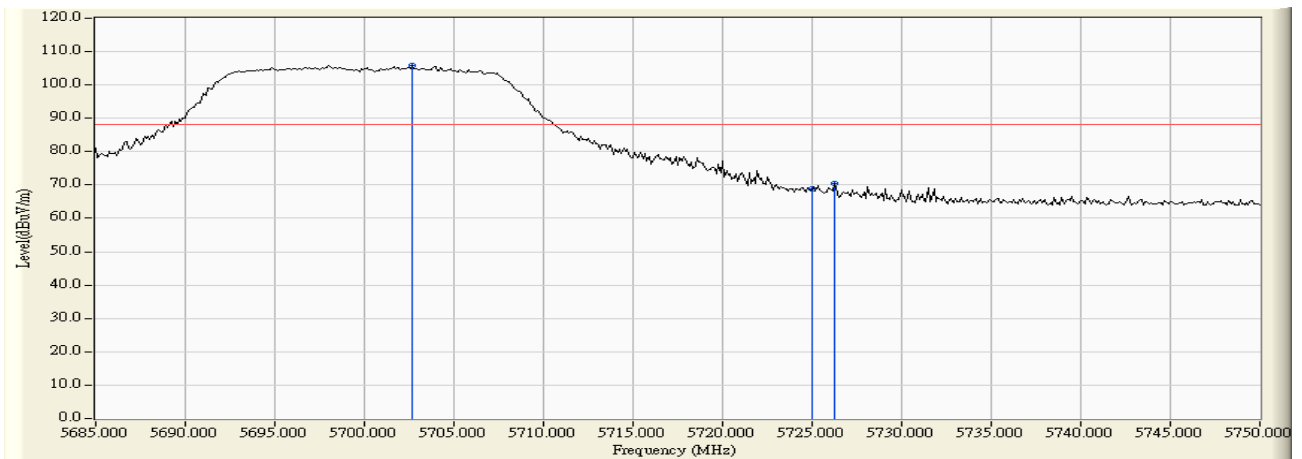
Engineer : Jame	
Site : AC-5 (3m Semi-Anechoic Chamber)	Time : 2009/08/09 - 11:02
Limit : FCC_SPARTE_15.407_03M_AV	Margin : 0
Probe : 9120D_499(1-18GHz) - HORIZONTAL	Power : AC 120V/60Hz
EUT : Wireless LAN Access Point	Note : Mode 3:Transmit at channel 5700MHz By 802.11a



		Frequency (MHz)	Correct Factor (dB)	Reading Level (dBuV)	Measure Level (dBuV/m)	Margin (dB)	Limit (dBuV/m)	Detector Type
1	*	5698.542	2.618	101.809	104.427	N/A	N/A	AVERAGE
2		5725.000	2.763	55.912	58.675	-9.625	68.300	AVERAGE

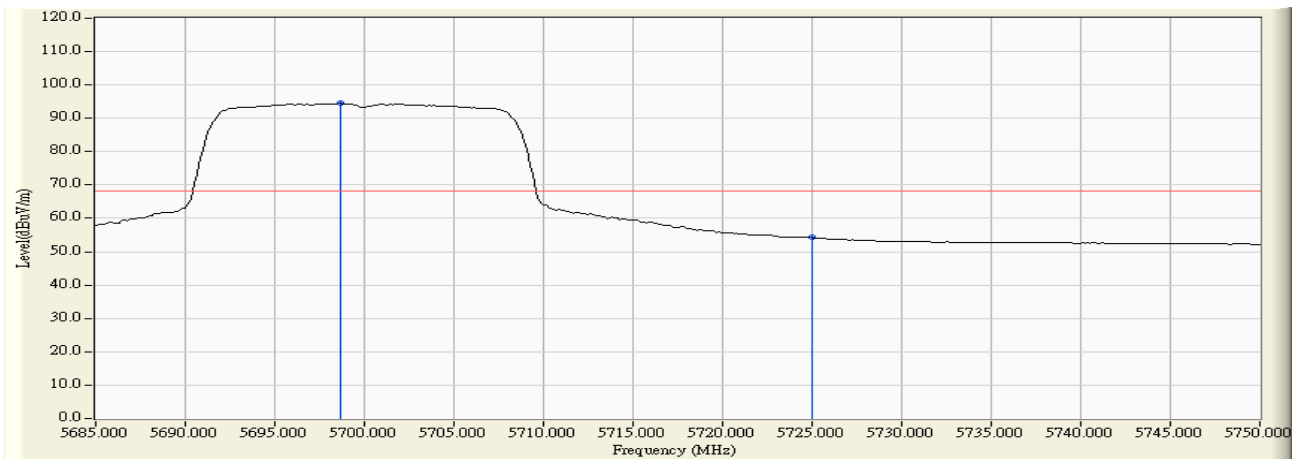


Engineer : Jame	
Site : AC-5 (3m Semi-Anechoic Chamber)	Time : 2009/08/09 - 11:04
Limit : FCC_SPARTE_15.407_03M_PK	Margin : 0
Probe : 9120D_499(1-18GHz) - VERTICAL	Power : AC 120V/60Hz
EUT : Wireless LAN Access Point	Note : Mode 3:Transmit at channel 5700MHz By 802.11a



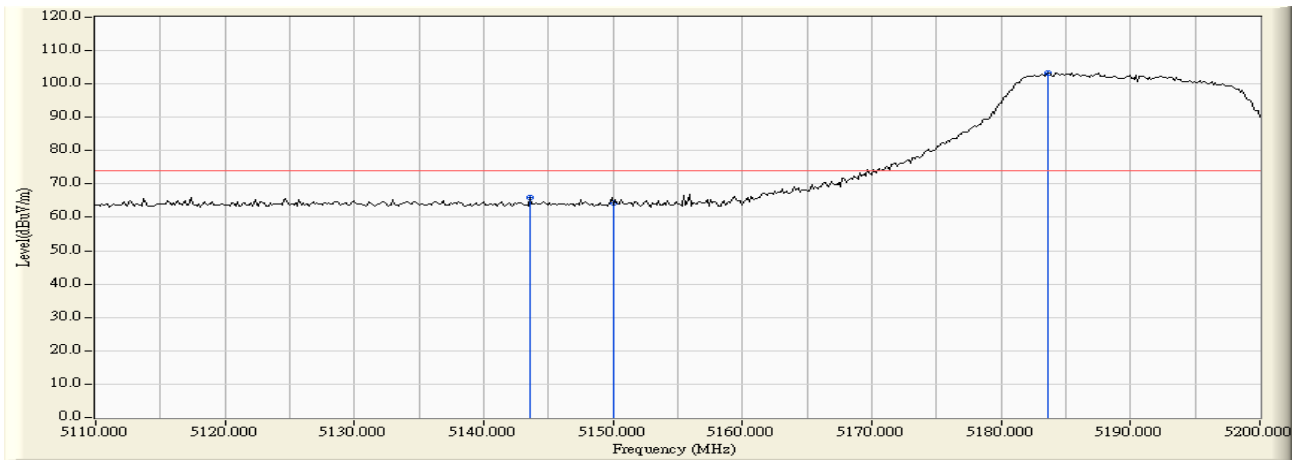
		Frequency (MHz)	Correct Factor (dB)	Reading Level (dBuV)	Measure Level (dBuV/m)	Margin (dB)	Limit (dBuV/m)	Detector Type
1	*	5702.658	2.628	103.137	105.764	N/A	N/A	PEAK
2		5725.000	2.763	65.984	68.747	-19.553	88.300	PEAK
3		5726.275	2.773	67.781	70.554	-17.746	88.300	PEAK

Engineer : Jame	
Site : AC-5 (3m Semi-Anechoic Chamber)	Time : 2009/08/09 - 11:05
Limit : FCC_SPARTE_15.407_03M_AV	Margin : 0
Probe : 9120D_499(1-18GHz) - VERTICAL	Power : AC 120V/60Hz
EUT : Wireless LAN Access Point	Note : Mode 3:Transmit at channel 5700MHz By 802.11a



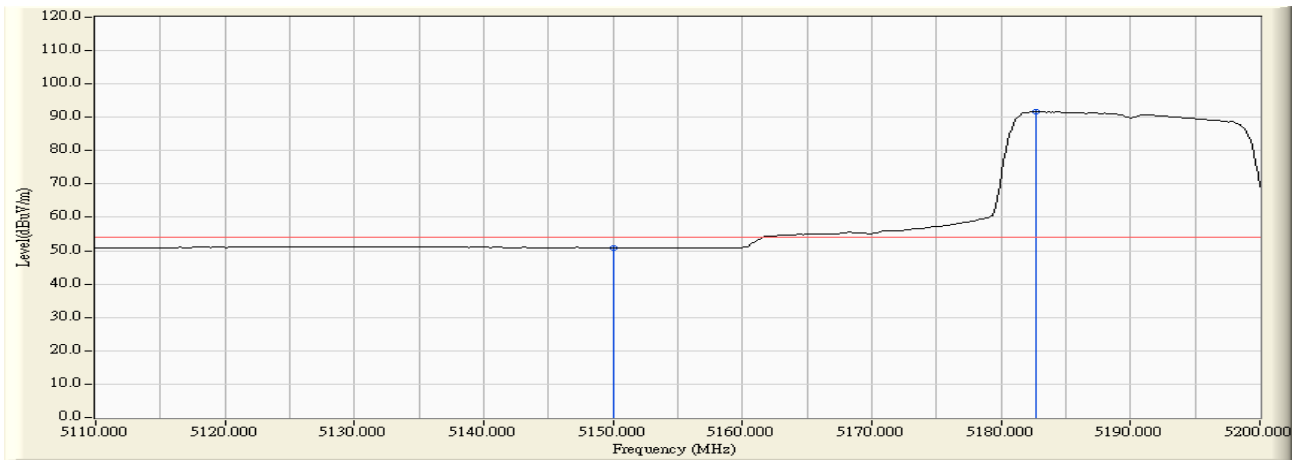
		Frequency (MHz)	Correct Factor (dB)	Reading Level (dBuV)	Measure Level (dBuV/m)	Margin (dB)	Limit (dBuV/m)	Detector Type
1	*	5698.650	2.618	91.819	94.437	N/A	N/A	AVERAGE
2		5725.000	2.763	51.473	54.236	-14.064	68.300	AVERAGE

Engineer : Jame	
Site : AC-2 (3m Semi-Anechoic Chamber)	Time : 2009/07/22 - 19:45
Limit : FCC_SpartC_15.209_03M_PK	Margin : 0
Probe : 9120D_499(1-18GHz) - HORIZONTAL	Power : AC 120V/60Hz
EUT : Wireless LAN Access Point	Note : Mode 2:Transmit at channel 5180MHz By 802.11n(20MHz) Chain A



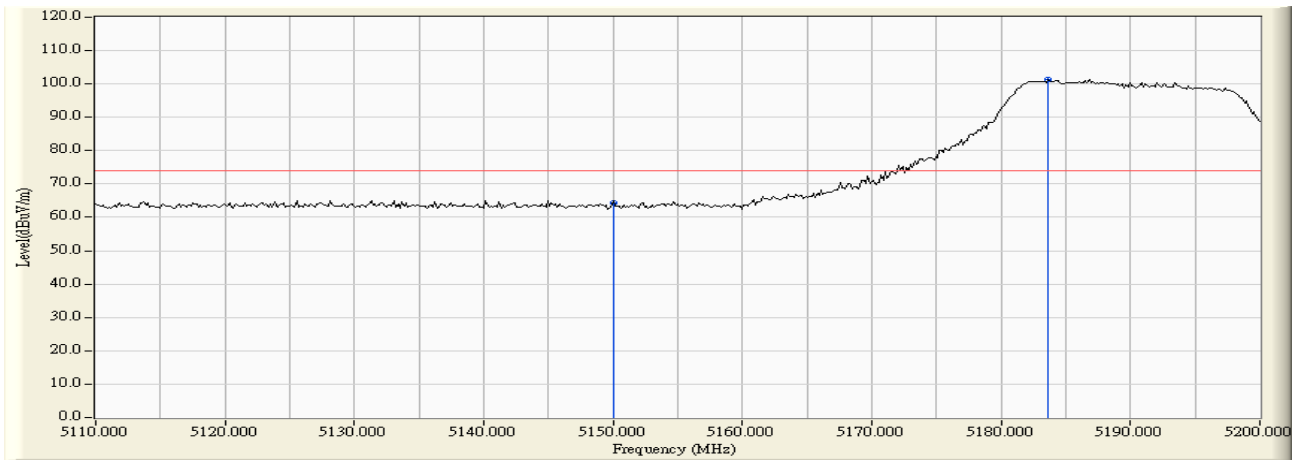
		Frequency (MHz)	Correct Factor (dB)	Reading Level (dBuV)	Measure Level (dBuV/m)	Margin (dB)	Limit (dBuV/m)	Detector Type
1		5143.600	1.082	64.940	66.022	-7.948	73.970	PEAK
2		5150.000	1.093	63.356	64.449	-9.521	73.970	PEAK
3	*	5183.650	1.141	102.205	103.346	N/A	N/A	PEAK

<b>Engineer : Jame</b>	
<b>Site : AC-2 (3m Semi-Anechoic Chamber)</b>	<b>Time : 2009/07/22 - 19:46</b>
<b>Limit : FCC_SpartC_15.209_03M_AV</b>	<b>Margin : 0</b>
<b>Probe : 9120D_499(1-18GHz) - HORIZONTAL</b>	<b>Power : AC 120V/60Hz</b>
<b>EUT : Wireless LAN Access Point</b>	<b>Note : Mode 2:Transmit at channel 5180MHz By 802.11n(20MHz) Chain A</b>



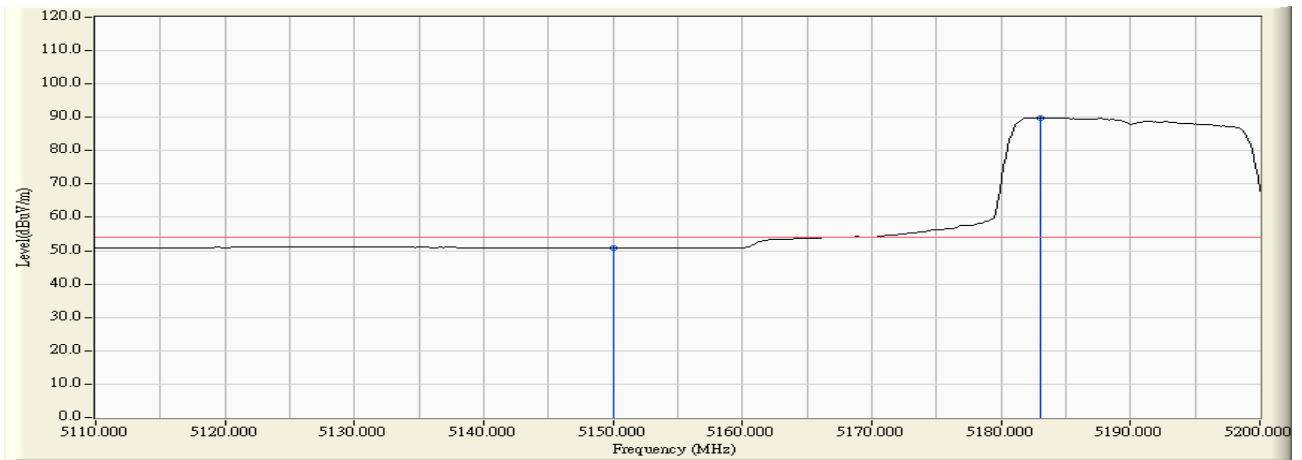
		Frequency (MHz)	Correct Factor (dB)	Reading Level (dBuV)	Measure Level (dBuV/m)	Margin (dB)	Limit (dBuV/m)	Detector Type
1		5150.000	1.093	49.836	50.929	-3.041	53.970	AVERAGE
2	*	5182.750	1.140	90.531	91.671	N/A	N/A	AVERAGE

Engineer : Jame	
Site : AC-2 (3m Semi-Anechoic Chamber)	Time : 2009/07/22 - 19:46
Limit : FCC_SpartC_15.209_03M_PK	Margin : 0
Probe : 9120D_499(1-18GHz) - VERTICAL	Power : AC 120V/60Hz
EUT : Wireless LAN Access Point	Note : Mode 2:Transmit at channel 5180MHz By 802.11n(20MHz) Chain A



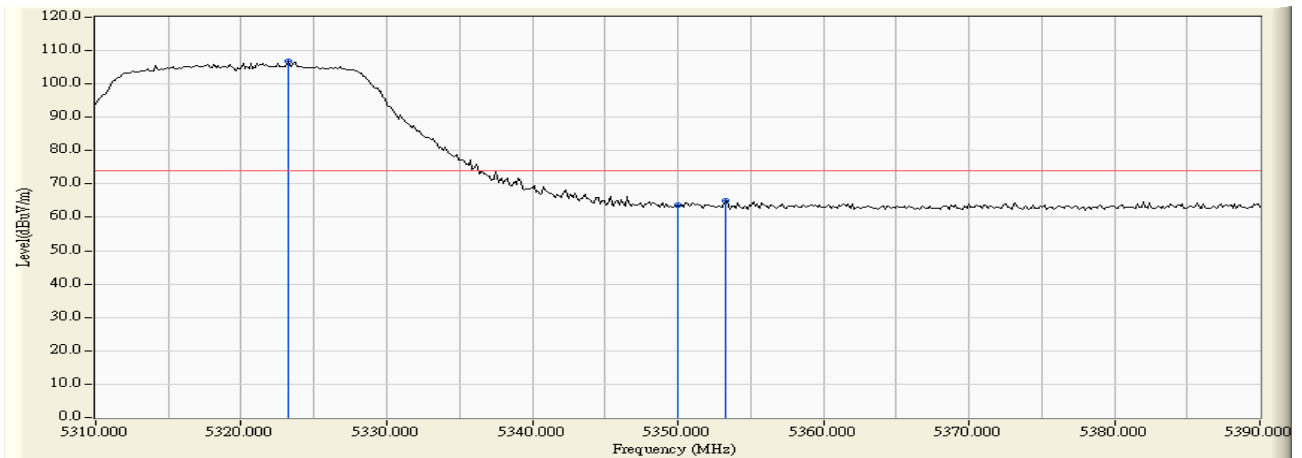
		Frequency (MHz)	Correct Factor (dB)	Reading Level (dBuV)	Measure Level (dBuV/m)	Margin (dB)	Limit (dBuV/m)	Detector Type
1		5150.000	1.093	63.365	64.458	-9.512	73.970	PEAK
2	*	5183.650	1.141	100.113	101.254	N/A	N/A	PEAK

Engineer : Jame	
Site : AC-2 (3m Semi-Anechoic Chamber)	Time : 2009/07/22 - 19:47
Limit : FCC_SpartC_15.209_03M_AV	Margin : 0
Probe : 9120D_499(1-18GHz) - VERTICAL	Power : AC 120V/60Hz
EUT : Wireless LAN Access Point	Note : Mode 2:Transmit at channel 5180MHz By 802.11n(20MHz) Chain A



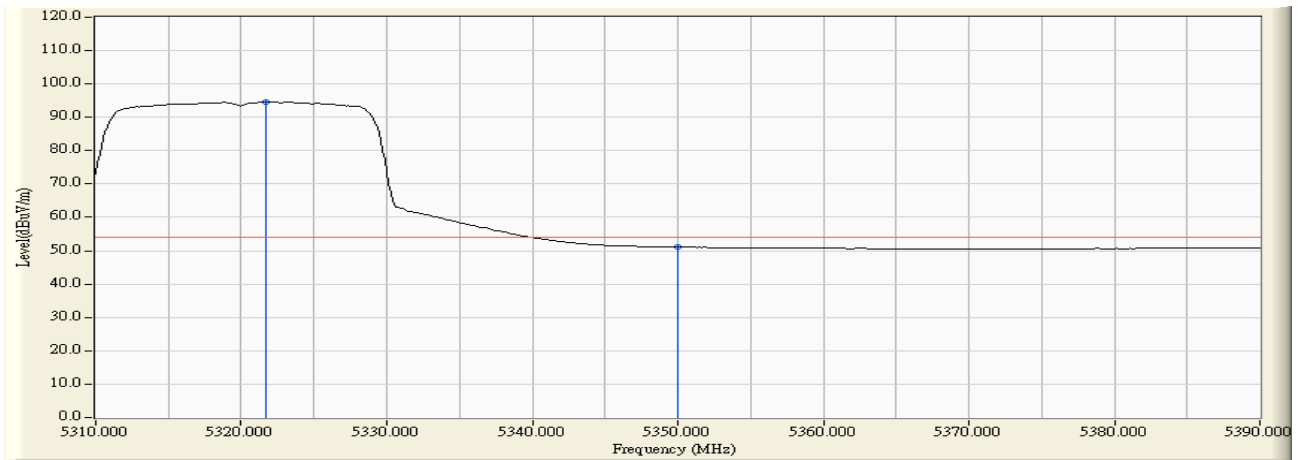
		Frequency (MHz)	Correct Factor (dB)	Reading Level (dBuV)	Measure Level (dBuV/m)	Margin (dB)	Limit (dBuV/m)	Detector Type
1		5150.000	1.093	49.755	50.848	-3.122	53.970	AVERAGE
2	*	5183.050	1.140	88.741	89.881	N/A	N/A	AVERAGE

Engineer : Jame	
Site : AC-2 (3m Semi-Anechoic Chamber)	Time : 2009/07/22 - 19:51
Limit : FCC_SpartC_15.209_03M_PK	Margin : 0
Probe : 9120D_499(1-18GHz) - HORIZONTAL	Power : AC 120V/60Hz
EUT : Wireless LAN Access Point	Note : Mode 2:Transmit at channel 5320MHz By 802.11n(20MHz) Chain A



		Frequency (MHz)	Correct Factor (dB)	Reading Level (dBuV)	Measure Level (dBuV/m)	Margin (dB)	Limit (dBuV/m)	Detector Type
1	*	5323.200	1.373	105.387	106.759	N/A	N/A	PEAK
2		5350.000	1.298	62.248	63.546	-10.424	73.970	PEAK
3		5353.333	1.296	63.605	64.901	-9.069	73.970	PEAK

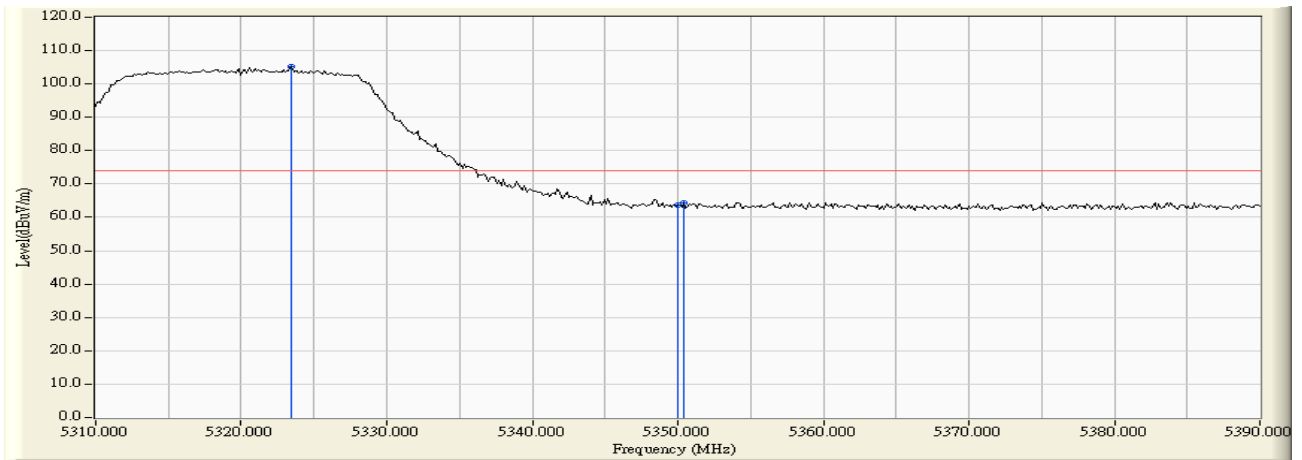
<b>Engineer : Jame</b>	
<b>Site : AC-2 (3m Semi-Anechoic Chamber)</b>	<b>Time : 2009/07/22 - 19:51</b>
<b>Limit : FCC_SpartC_15.209_03M_AV</b>	<b>Margin : 0</b>
<b>Probe : 9120D_499(1-18GHz) - HORIZONTAL</b>	<b>Power : AC 120V/60Hz</b>
<b>EUT : Wireless LAN Access Point</b>	<b>Note : Mode 2:Transmit at channel 5320MHz By 802.11n(20MHz) Chain A</b>



		Frequency (MHz)	Correct Factor (dB)	Reading Level (dBuV)	Measure Level (dBuV/m)	Margin (dB)	Limit (dBuV/m)	Detector Type
1	*	5321.733	1.378	93.199	94.577	N/A	N/A	AVERAGE
2		5350.000	1.298	49.823	51.121	-2.849	53.970	AVERAGE

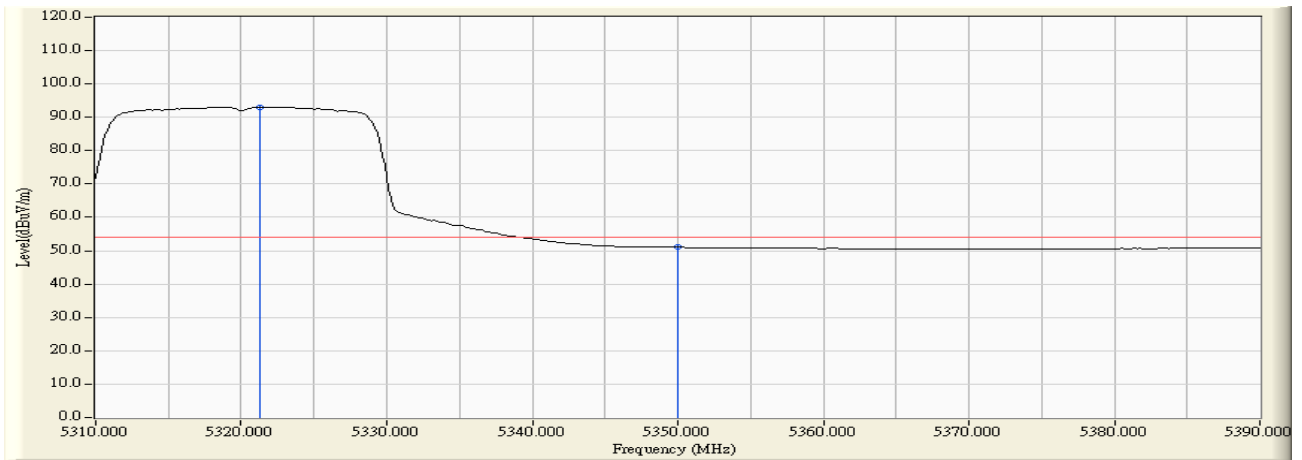


Engineer : Jame	
Site : AC-2 (3m Semi-Anechoic Chamber)	Time : 2009/07/22 - 19:52
Limit : FCC_SpartC_15.209_03M_PK	Margin : 0
Probe : 9120D_499(1-18GHz) - VERTICAL	Power : AC 120V/60Hz
EUT : Wireless LAN Access Point	Note : Mode 2:Transmit at channel 5320MHz By 802.11n(20MHz) Chain A



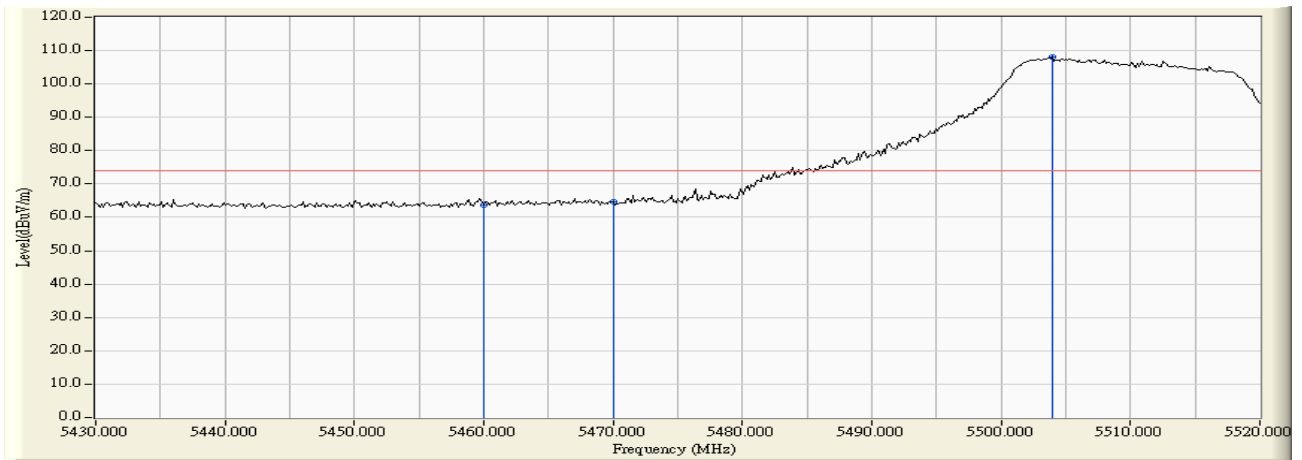
		Frequency (MHz)	Correct Factor (dB)	Reading Level (dBuV)	Measure Level (dBuV/m)	Margin (dB)	Limit (dBuV/m)	Detector Type
1	*	5323.467	1.372	103.940	105.311	N/A	N/A	PEAK
2		5350.000	1.298	62.303	63.601	-10.369	73.970	PEAK
3		5350.400	1.297	63.184	64.481	-9.489	73.970	PEAK

<b>Engineer : Jame</b>	
<b>Site : AC-2 (3m Semi-Anechoic Chamber)</b>	<b>Time : 2009/07/22 - 19:53</b>
<b>Limit : FCC_SpartC_15.209_03M_AV</b>	<b>Margin : 0</b>
<b>Probe : 9120D_499(1-18GHz) - VERTICAL</b>	<b>Power : AC 120V/60Hz</b>
<b>EUT : Wireless LAN Access Point</b>	<b>Note : Mode 2:Transmit at channel 5320MHz By 802.11n(20MHz) Chain A</b>



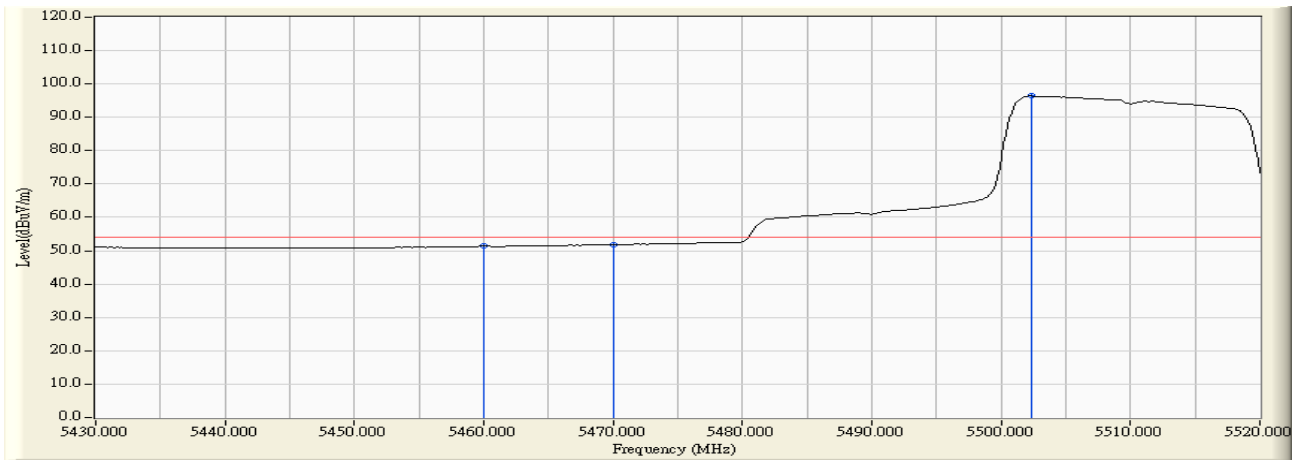
		Frequency (MHz)	Correct Factor (dB)	Reading Level (dBuV)	Measure Level (dBuV/m)	Margin (dB)	Limit (dBuV/m)	Detector Type
1	*	5321.333	1.379	91.755	93.134	N/A	N/A	AVERAGE
2		5350.000	1.298	49.754	51.052	-2.918	53.970	AVERAGE

Engineer : Jame	
Site : AC-2 (3m Semi-Anechoic Chamber)	Time : 2009/07/22 - 19:55
Limit : FCC_SpartC_15.209_03M_PK	Margin : 0
Probe : 9120D_499(1-18GHz) - HORIZONTAL	Power : AC 120V/60Hz
EUT : Wireless LAN Access Point	Note : Mode 2:Transmit at channel 5500MHz By 802.11n(20MHz) Chain A



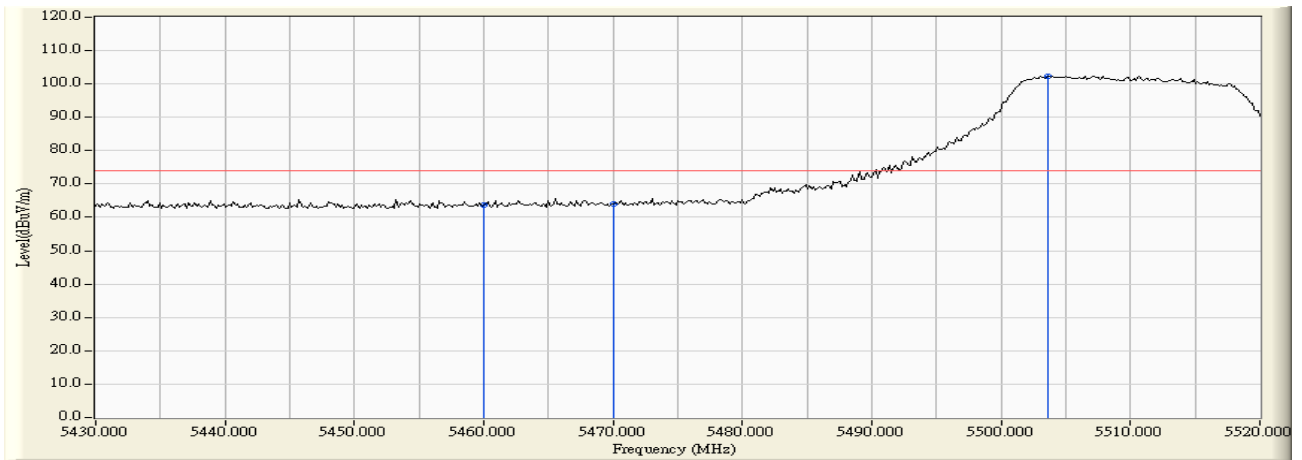
		Frequency (MHz)	Correct Factor (dB)	Reading Level (dBuV)	Measure Level (dBuV/m)	Margin (dB)	Limit (dBuV/m)	Detector Type
1		5460.000	2.054	61.731	63.785	-10.185	73.970	PEAK
2		5470.000	2.086	62.544	64.630	-23.670	88.300	PEAK
3	*	5503.950	2.188	105.831	108.019	N/A	N/A	PEAK

<b>Engineer : Jame</b>	
<b>Site : AC-2 (3m Semi-Anechoic Chamber)</b>	<b>Time : 2009/07/22 - 19:55</b>
<b>Limit : FCC_SpartC_15.209_03M_AV</b>	<b>Margin : 0</b>
<b>Probe : 9120D_499(1-18GHz) - HORIZONTAL</b>	<b>Power : AC 120V/60Hz</b>
<b>EUT : Wireless LAN Access Point</b>	<b>Note : Mode 2:Transmit at channel 5500MHz By 802.11n(20MHz) Chain A</b>



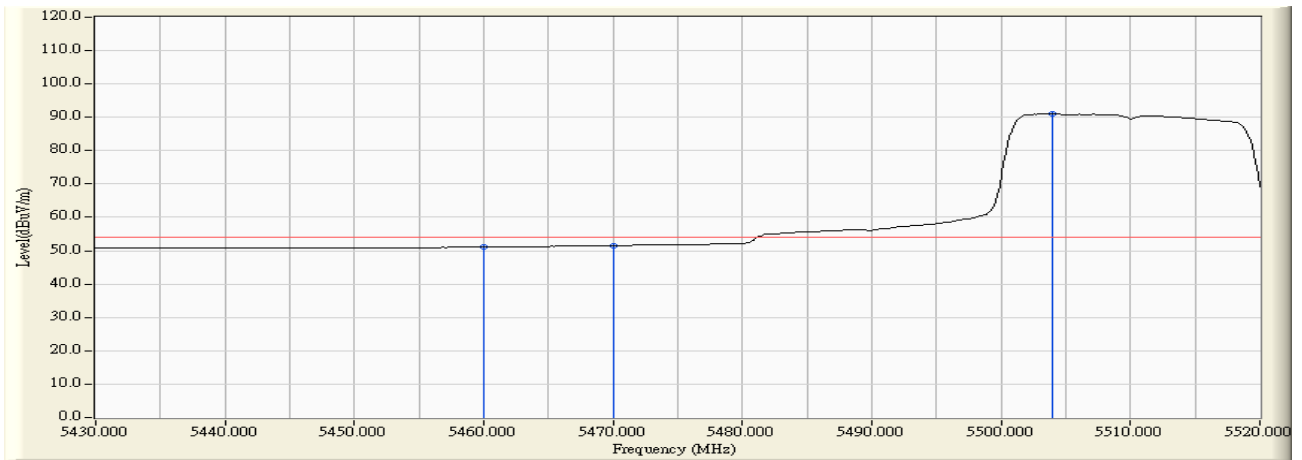
		Frequency (MHz)	Correct Factor (dB)	Reading Level (dBuV)	Measure Level (dBuV/m)	Margin (dB)	Limit (dBuV/m)	Detector Type
1		5460.000	2.054	49.322	51.376	-2.594	53.970	AVERAGE
2		5470.000	2.086	49.745	51.831	-16.469	68.300	AVERAGE
3	*	5502.300	2.184	94.196	96.380	N/A	N/A	AVERAGE

<b>Engineer : Jame</b>	
<b>Site : AC-2 (3m Semi-Anechoic Chamber)</b>	<b>Time : 2009/07/22 - 19:56</b>
<b>Limit : FCC_SpartC_15.209_03M_PK</b>	<b>Margin : 0</b>
<b>Probe : 9120D_499(1-18GHz) - VERTICAL</b>	<b>Power : AC 120V/60Hz</b>
<b>EUT : Wireless LAN Access Point</b>	<b>Note : Mode 2:Transmit at channel 5500MHz By 802.11n(20MHz) Chain A</b>



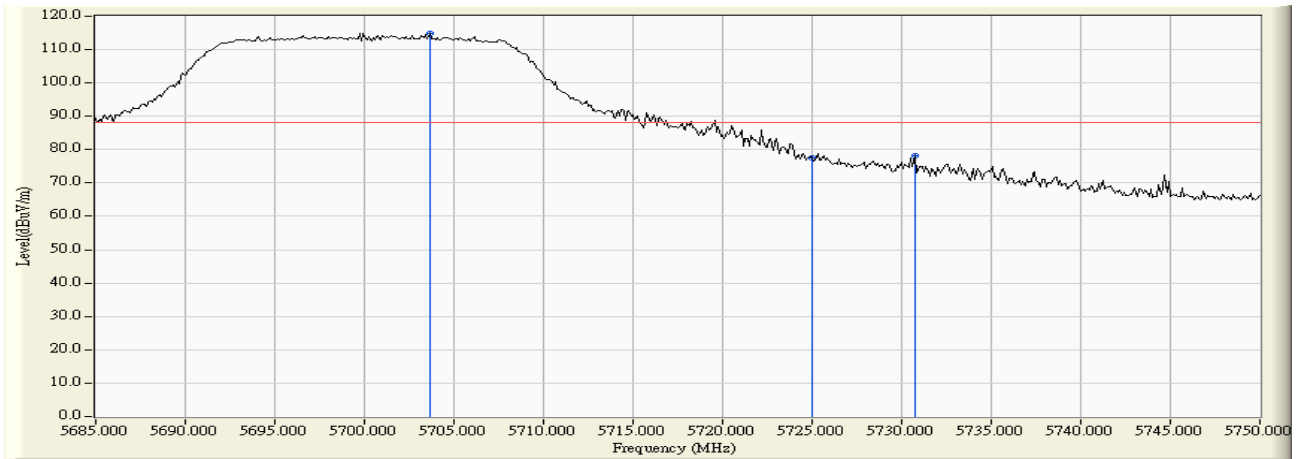
		Frequency (MHz)	Correct Factor (dB)	Reading Level (dBuV)	Measure Level (dBuV/m)	Margin (dB)	Limit (dBuV/m)	Detector Type
1		5460.000	2.054	61.612	63.666	-10.304	73.970	PEAK
2		5470.000	2.086	61.960	64.046	-24.254	88.300	PEAK
3	*	5503.650	2.187	100.271	102.458	N/A	N/A	PEAK

Engineer : Jame	
Site : AC-2 (3m Semi-Anechoic Chamber)	Time : 2009/07/22 - 19:57
Limit : FCC_SpartC_15.209_03M_AV	Margin : 0
Probe : 9120D_499(1-18GHz) - VERTICAL	Power : AC 120V/60Hz
EUT : Wireless LAN Access Point	Note : Mode 2:Transmit at channel 5500MHz By 802.11n(20MHz) Chain A



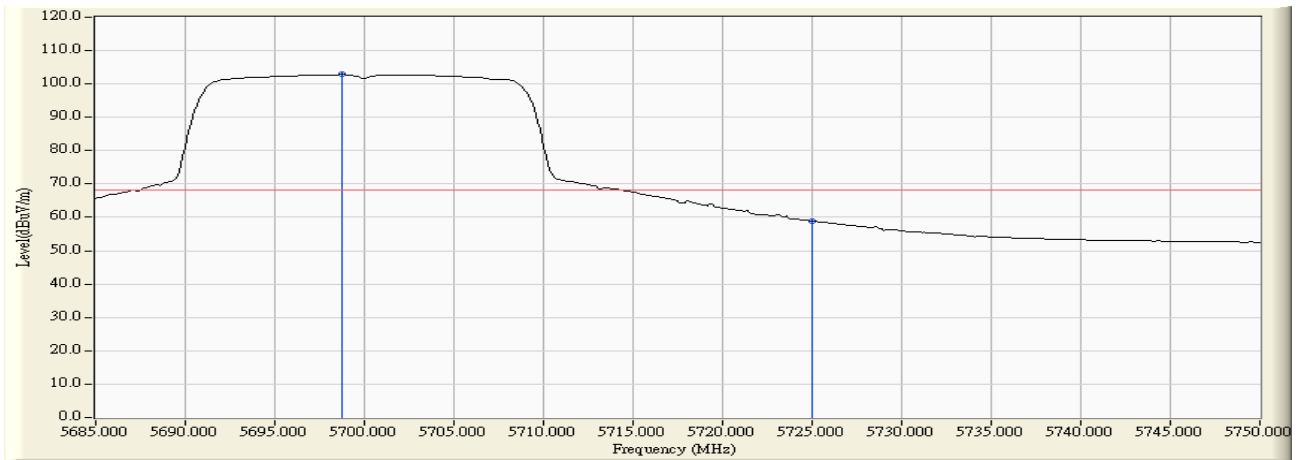
		Frequency (MHz)	Correct Factor (dB)	Reading Level (dBuV)	Measure Level (dBuV/m)	Margin (dB)	Limit (dBuV/m)	Detector Type
1		5460.000	2.054	49.102	51.156	-2.814	53.970	AVERAGE
2		5470.000	2.086	49.478	51.564	-16.736	68.300	AVERAGE
3	*	5503.950	2.188	88.808	90.996	N/A	N/A	AVERAGE

<b>Engineer : Jame</b>	
<b>Site : AC-5 (3m Semi-Anechoic Chamber)</b>	<b>Time : 2009/08/09 - 11:07</b>
<b>Limit : FCC_SPARTE_15.407_03M_PK</b>	<b>Margin : 0</b>
<b>Probe : 9120D_499(1-18GHz) - HORIZONTAL</b>	<b>Power : AC 120V/60Hz</b>
<b>EUT : Wireless LAN Access Point</b>	<b>Note : Mode 2:Transmit at channel 5700MHz By 802.11n(20MHZ)</b>



		Frequency (MHz)	Correct Factor (dB)	Reading Level (dBuV)	Measure Level (dBuV/m)	Margin (dB)	Limit (dBuV/m)	Detector Type
1	*	5703.633	2.630	112.182	114.811	N/A	N/A	PEAK
2		5725.000	2.763	74.888	77.651	-10.649	88.300	PEAK
3		5730.717	2.809	75.340	78.149	-10.151	88.300	PEAK

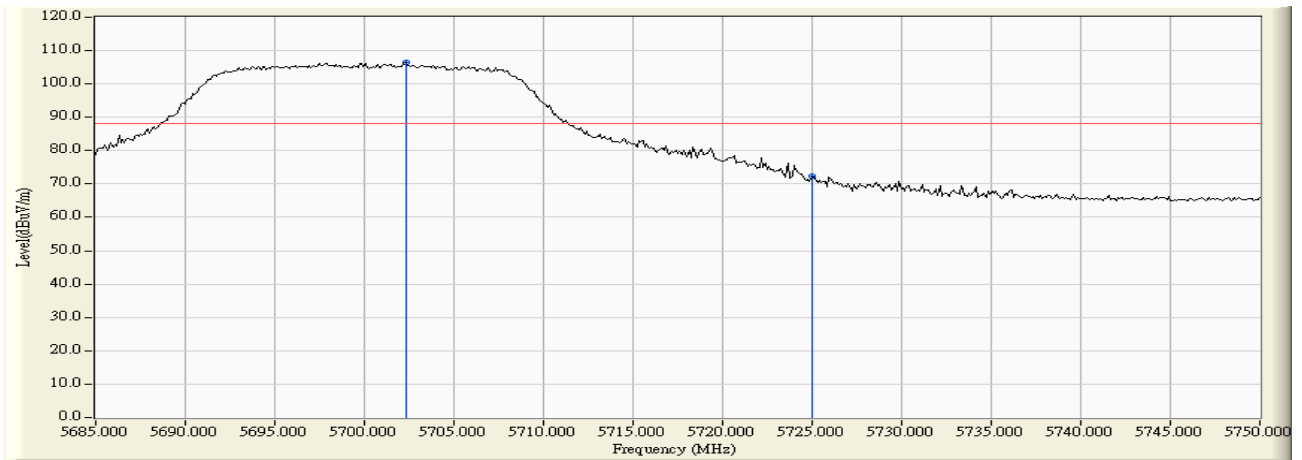
<b>Engineer : Jame</b>	
<b>Site : AC-5 (3m Semi-Anechoic Chamber)</b>	<b>Time : 2009/08/09 - 11:07</b>
<b>Limit : FCC_SPARTE_15.407_03M_AV</b>	<b>Margin : 0</b>
<b>Probe : 9120D_499(1-18GHz) - HORIZONTAL</b>	<b>Power : AC 120V/60Hz</b>
<b>EUT : Wireless LAN Access Point</b>	<b>Note : Mode 2:Transmit at channel 5700MHz By 802.11n(20MHZ)</b>



		Frequency (MHz)	Correct Factor (dB)	Reading Level (dBuV)	Measure Level (dBuV/m)	Margin (dB)	Limit (dBuV/m)	Detector Type
1	*	5698.758	2.618	100.302	102.920	N/A	N/A	AVERAGE
2		5725.000	2.763	56.166	58.929	-9.371	68.300	AVERAGE

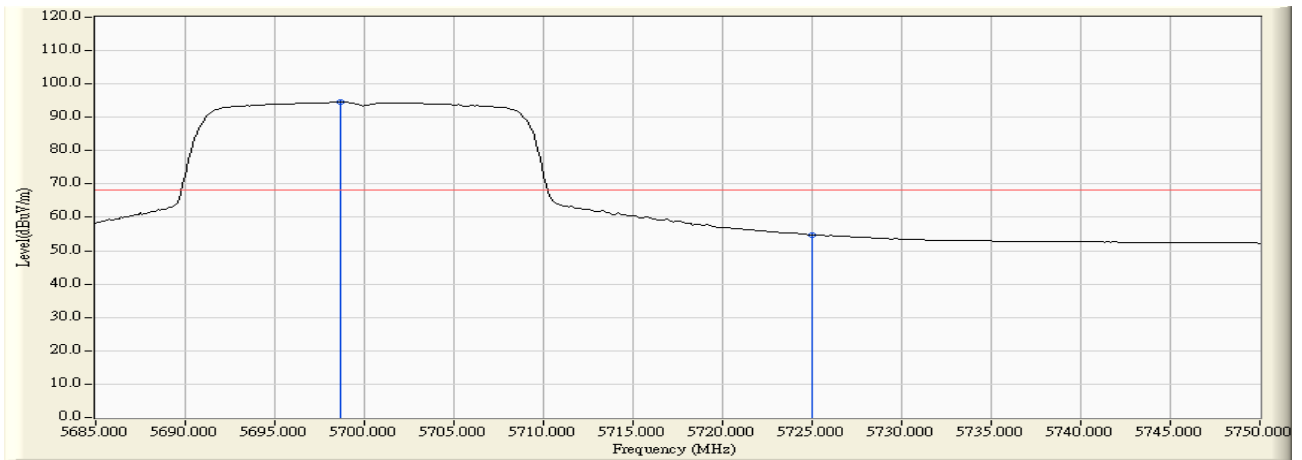


<b>Engineer : Jame</b>	
<b>Site : AC-5 (3m Semi-Anechoic Chamber)</b>	<b>Time : 2009/08/09 - 11:08</b>
<b>Limit : FCC_SPARTE_15.407_03M_PK</b>	<b>Margin : 0</b>
<b>Probe : 9120D_499(1-18GHz) - VERTICAL</b>	<b>Power : AC 120V/60Hz</b>
<b>EUT : Wireless LAN Access Point</b>	<b>Note : Mode 2:Transmit at channel 5700MHz By 802.11n(20MHZ)</b>



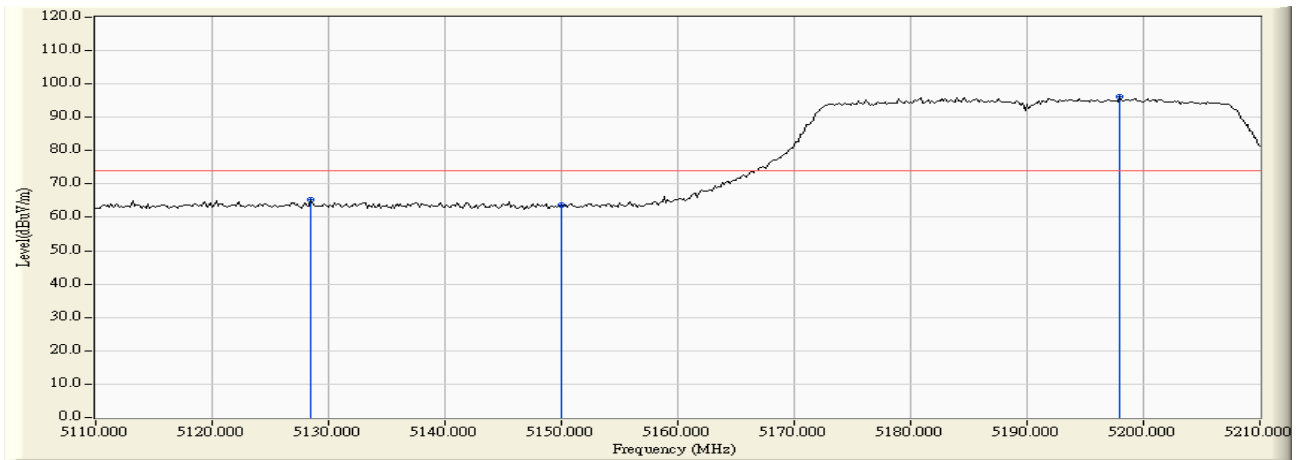
		Frequency (MHz)	Correct Factor (dB)	Reading Level (dBuV)	Measure Level (dBuV/m)	Margin (dB)	Limit (dBuV/m)	Detector Type
1	*	5702.333	2.626	103.722	106.348	N/A	N/A	PEAK
2		5725.000	2.763	69.559	72.322	-15.978	88.300	PEAK

Engineer : Jame	
Site : AC-5 (3m Semi-Anechoic Chamber)	Time : 2009/08/09 - 11:09
Limit : FCC_SPARTE_15.407_03M_AV	Margin : 0
Probe : 9120D_499(1-18GHz) - VERTICAL	Power : AC 120V/60Hz
EUT : Wireless LAN Access Point	Note : Mode 2:Transmit at channel 5700MHz By 802.11n(20MHZ)



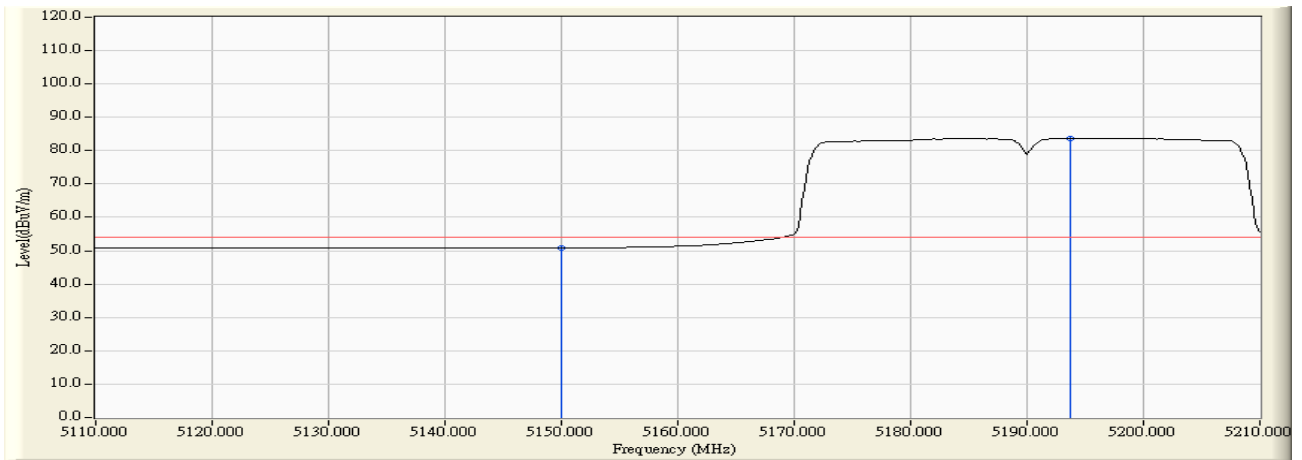
		Frequency (MHz)	Correct Factor (dB)	Reading Level (dBuV)	Measure Level (dBuV/m)	Margin (dB)	Limit (dBuV/m)	Detector Type
1	*	5698.650	2.618	91.860	94.478	N/A	N/A	AVERAGE
2		5725.000	2.763	51.993	54.756	-13.544	68.300	AVERAGE

<b>Engineer : Jame</b>	
<b>Site : AC-2 (3m Semi-Anechoic Chamber)</b>	<b>Time : 2009/07/22 - 19:59</b>
<b>Limit : FCC_SpartC_15.209_03M_PK</b>	<b>Margin : 0</b>
<b>Probe : 9120D_499(1-18GHz) - HORIZONTAL</b>	<b>Power : AC 120V/60Hz</b>
<b>EUT : Wireless LAN Access Point</b>	<b>Note : Mode 3:Transmit at channel 5190MHz By 802.11n(40MHz) Chain A</b>



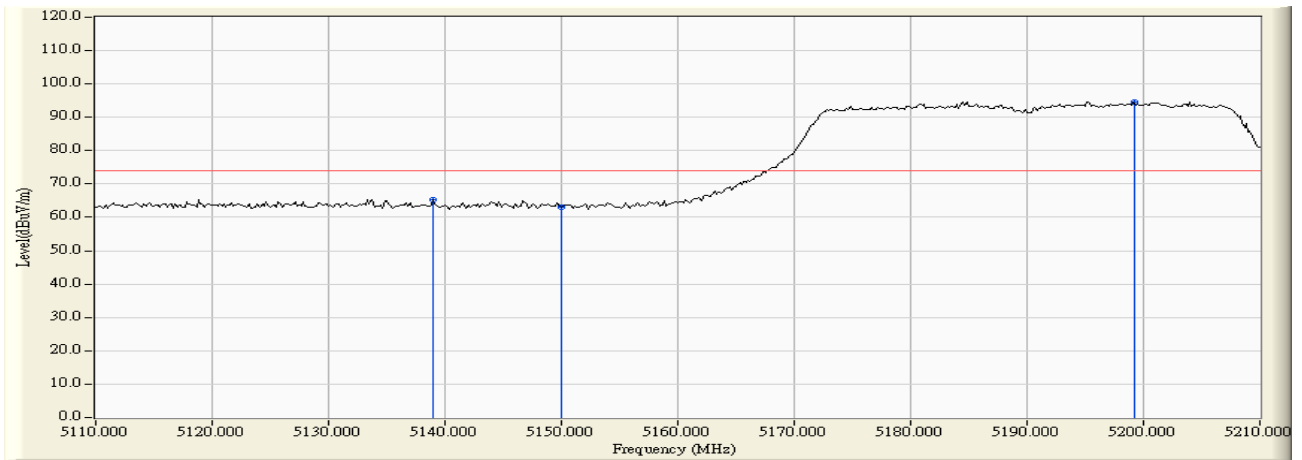
		Frequency (MHz)	Correct Factor (dB)	Reading Level (dBuV)	Measure Level (dBuV/m)	Margin (dB)	Limit (dBuV/m)	Detector Type
1		5128.500	1.051	64.303	65.355	-8.615	73.970	PEAK
2		5150.000	1.093	62.494	63.587	-10.383	73.970	PEAK
3	*	5198.000	1.154	95.065	96.219	N/A	N/A	PEAK

Engineer : Jame	
Site : AC-2 (3m Semi-Anechoic Chamber)	Time : 2009/07/22 - 20:00
Limit : FCC_SpartC_15.209_03M_AV	Margin : 0
Probe : 9120D_499(1-18GHz) - HORIZONTAL	Power : AC 120V/60Hz
EUT : Wireless LAN Access Point	Note : Mode 3:Transmit at channel 5190MHz By 802.11n(40MHz) Chain A



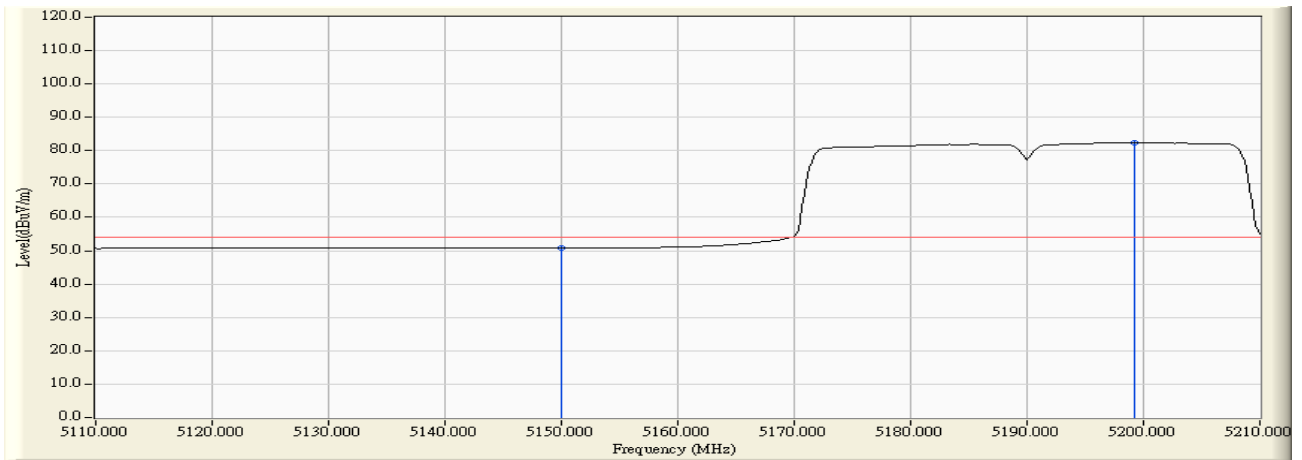
		Frequency (MHz)	Correct Factor (dB)	Reading Level (dBuV)	Measure Level (dBuV/m)	Margin (dB)	Limit (dBuV/m)	Detector Type
1		5150.000	1.093	49.782	50.875	-3.095	53.970	AVERAGE
2	*	5193.667	1.150	82.606	83.756	N/A	N/A	AVERAGE

Engineer : Jame	
Site : AC-2 (3m Semi-Anechoic Chamber)	Time : 2009/07/22 - 20:00
Limit : FCC_SpartC_15.209_03M_PK	Margin : 0
Probe : 9120D_499(1-18GHz) - VERTICAL	Power : AC 120V/60Hz
EUT : Wireless LAN Access Point	Note : Mode 3:Transmit at channel 5190MHz By 802.11n(40MHz) Chain A



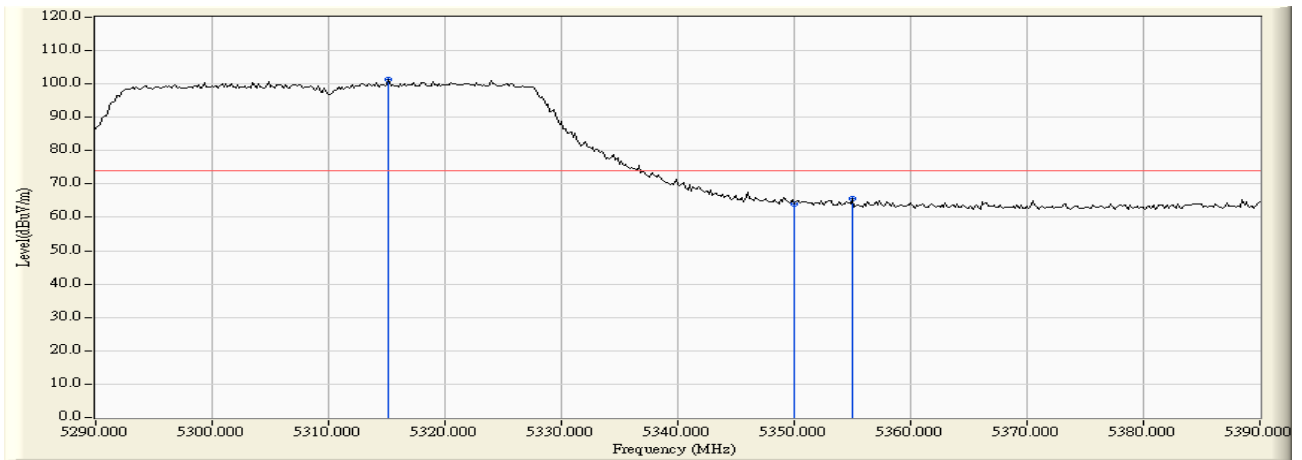
		Frequency (MHz)	Correct Factor (dB)	Reading Level (dBuV)	Measure Level (dBuV/m)	Margin (dB)	Limit (dBuV/m)	Detector Type
1		5139.000	1.073	64.260	65.333	-8.637	73.970	PEAK
2		5150.000	1.093	61.823	62.916	-11.054	73.970	PEAK
3	*	5199.167	1.154	93.360	94.515	N/A	N/A	PEAK

<b>Engineer : Jame</b>	
<b>Site : AC-2 (3m Semi-Anechoic Chamber)</b>	<b>Time : 2009/07/22 - 20:01</b>
<b>Limit : FCC_SpartC_15.209_03M_AV</b>	<b>Margin : 0</b>
<b>Probe : 9120D_499(1-18GHz) - VERTICAL</b>	<b>Power : AC 120V/60Hz</b>
<b>EUT : Wireless LAN Access Point</b>	<b>Note : Mode 3:Transmit at channel 5190MHz By 802.11n(40MHz) Chain A</b>



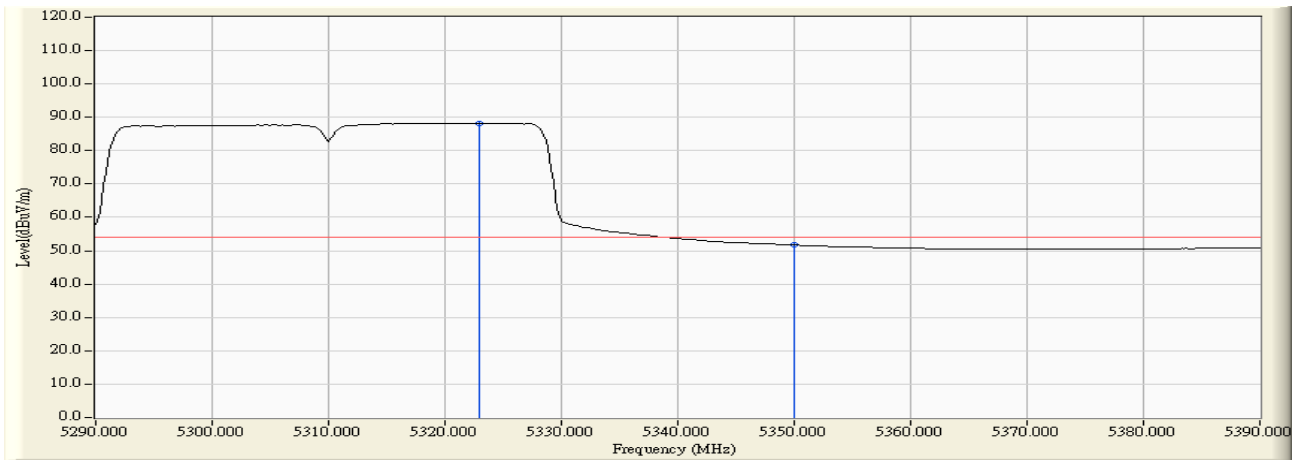
		Frequency (MHz)	Correct Factor (dB)	Reading Level (dBuV)	Measure Level (dBuV/m)	Margin (dB)	Limit (dBuV/m)	Detector Type
1		5150.000	1.093	49.748	50.841	-3.129	53.970	AVERAGE
2	*	5199.167	1.154	81.229	82.384	N/A	N/A	AVERAGE

Engineer : Jame	
Site : AC-2 (3m Semi-Anechoic Chamber)	Time : 2009/07/22 - 20:02
Limit : FCC_SpartC_15.209_03M_PK	Margin : 0
Probe : 9120D_499(1-18GHz) - HORIZONTAL	Power : AC 120V/60Hz
EUT : Wireless LAN Access Point	Note : Mode 3:Transmit at channel 5310MHz By 802.11n(40MHz) Chain A



		Frequency (MHz)	Correct Factor (dB)	Reading Level (dBuV)	Measure Level (dBuV/m)	Margin (dB)	Limit (dBuV/m)	Detector Type
1	*	5315.167	1.399	100.036	101.436	N/A	N/A	PEAK
2		5350.000	1.298	62.732	64.030	-9.940	73.970	PEAK
3		5355.000	1.299	64.294	65.594	-8.376	73.970	PEAK

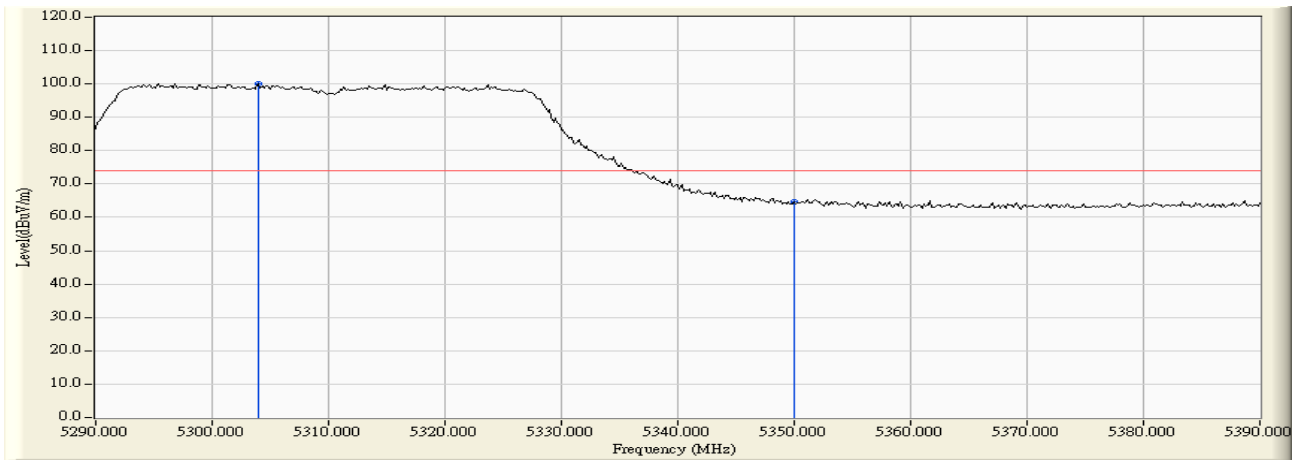
<b>Engineer : Jame</b>	
<b>Site : AC-2 (3m Semi-Anechoic Chamber)</b>	<b>Time : 2009/07/22 - 20:03</b>
<b>Limit : FCC_SpartC_15.209_03M_AV</b>	<b>Margin : 0</b>
<b>Probe : 9120D_499(1-18GHz) - HORIZONTAL</b>	<b>Power : AC 120V/60Hz</b>
<b>EUT : Wireless LAN Access Point</b>	<b>Note : Mode 3:Transmit at channel 5310MHz By 802.11n(40MHz) Chain A</b>



		Frequency (MHz)	Correct Factor (dB)	Reading Level (dBuV)	Measure Level (dBuV/m)	Margin (dB)	Limit (dBuV/m)	Detector Type
1	*	5323.000	1.373	86.905	88.278	N/A	N/A	AVERAGE
2		5350.000	1.298	50.420	51.718	-2.252	53.970	AVERAGE

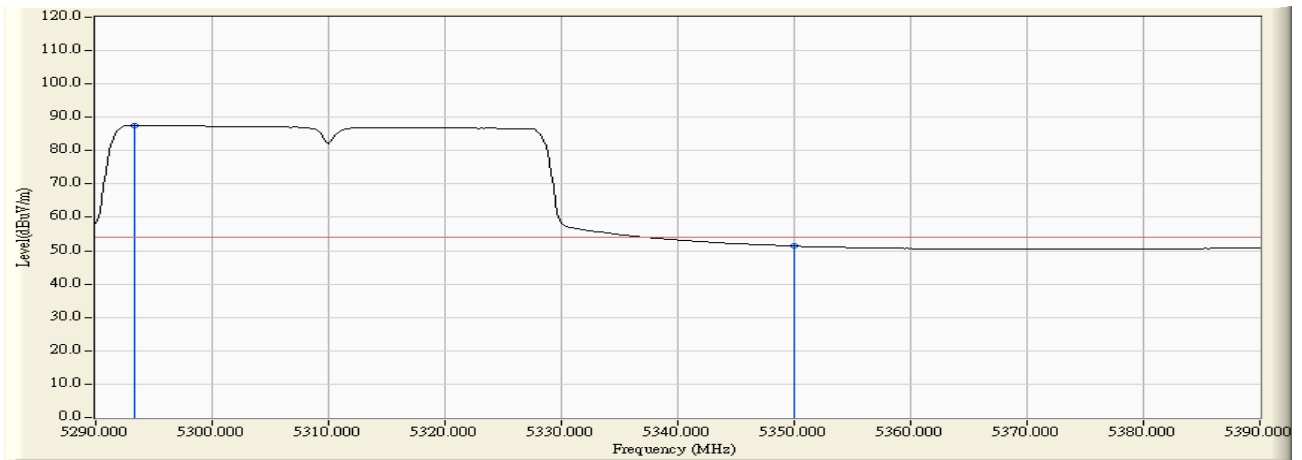


<b>Engineer : Jame</b>	
<b>Site : AC-2 (3m Semi-Anechoic Chamber)</b>	<b>Time : 2009/07/22 - 20:04</b>
<b>Limit : FCC_SpartC_15.209_03M_PK</b>	<b>Margin : 0</b>
<b>Probe : 9120D_499(1-18GHz) - VERTICAL</b>	<b>Power : AC 120V/60Hz</b>
<b>EUT : Wireless LAN Access Point</b>	<b>Note : Mode 3:Transmit at channel 5310MHz By 802.11n(40MHz) Chain A</b>



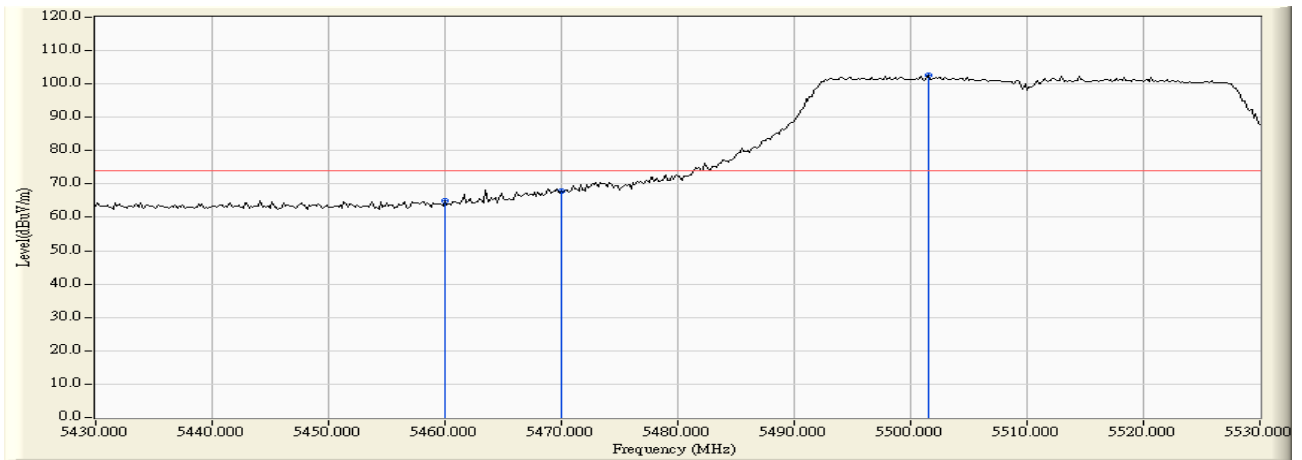
		Frequency (MHz)	Correct Factor (dB)	Reading Level (dBuV)	Measure Level (dBuV/m)	Margin (dB)	Limit (dBuV/m)	Detector Type
1	*	5304.000	1.434	98.596	100.030	N/A	N/A	PEAK
2		5350.000	1.298	63.433	64.731	-9.239	73.970	PEAK

<b>Engineer : Jame</b>	
<b>Site : AC-2 (3m Semi-Anechoic Chamber)</b>	<b>Time : 2009/07/22 - 20:04</b>
<b>Limit : FCC_SpartC_15.209_03M_AV</b>	<b>Margin : 0</b>
<b>Probe : 9120D_499(1-18GHz) - VERTICAL</b>	<b>Power : AC 120V/60Hz</b>
<b>EUT : Wireless LAN Access Point</b>	<b>Note : Mode 3:Transmit at channel 5310MHz By 802.11n(40MHz) Chain A</b>



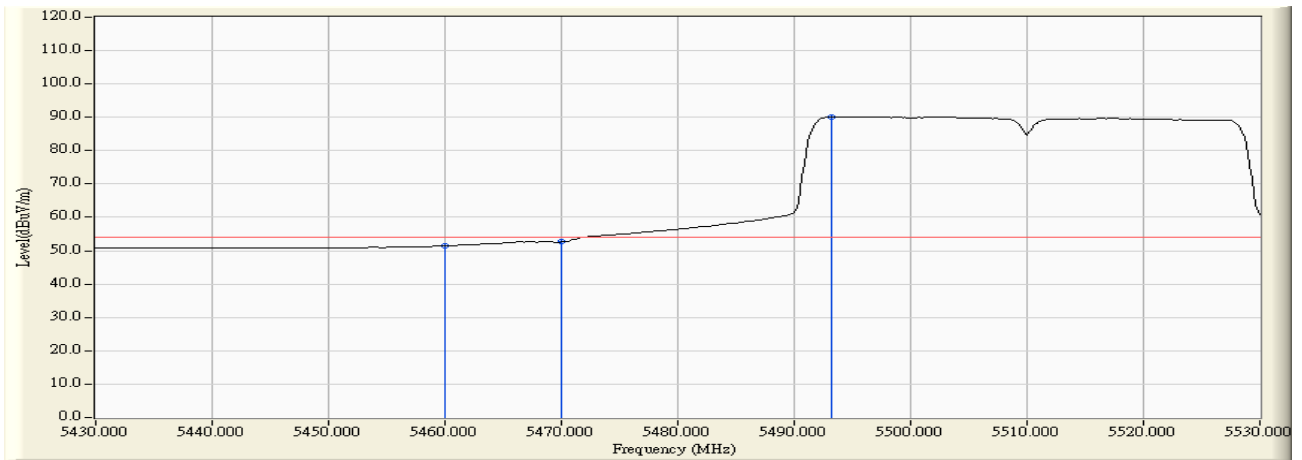
		Frequency (MHz)	Correct Factor (dB)	Reading Level (dBuV)	Measure Level (dBuV/m)	Margin (dB)	Limit (dBuV/m)	Detector Type
1	*	5293.333	1.389	86.273	87.662	N/A	N/A	AVERAGE
2		5350.000	1.298	50.189	51.487	-2.483	53.970	AVERAGE

Engineer : Jame	
Site : AC-2 (3m Semi-Anechoic Chamber)	Time : 2009/07/22 - 20:05
Limit : FCC_SpartC_15.209_03M_PK	Margin : 0
Probe : 9120D_499(1-18GHz) - HORIZONTAL	Power : AC 120V/60Hz
EUT : Wireless LAN Access Point	Note : Mode 3:Transmit at channel 5510MHz By 802.11n(40MHz) Chain A



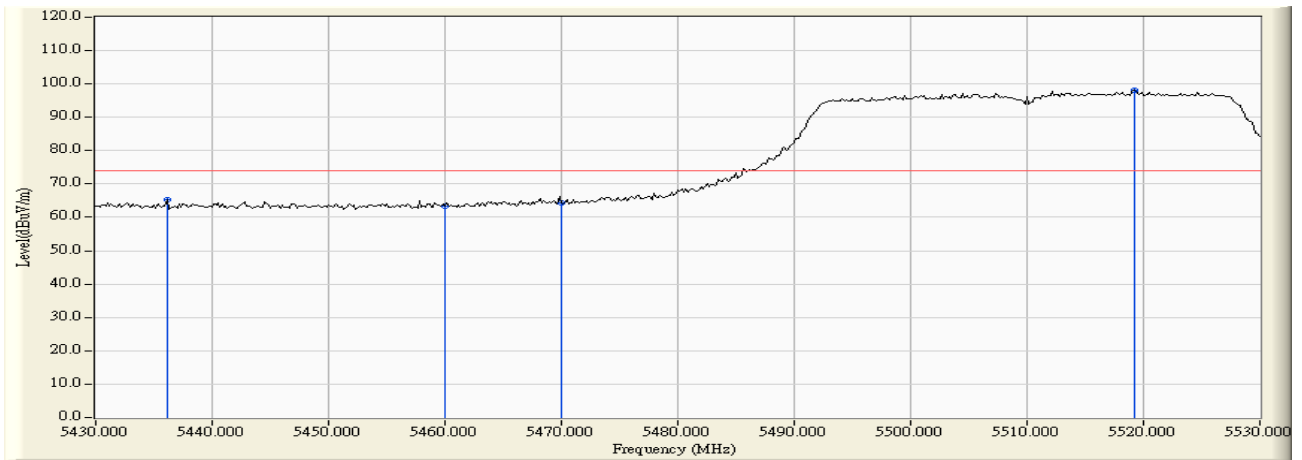
		Frequency (MHz)	Correct Factor (dB)	Reading Level (dBuV)	Measure Level (dBuV/m)	Margin (dB)	Limit (dBuV/m)	Detector Type
1		5460.000	2.054	62.909	64.963	-9.007	73.970	PEAK
2		5470.000	2.086	65.833	67.919	-20.381	88.300	PEAK
3	*	5501.500	2.183	100.420	102.603	N/A	N/A	PEAK

Engineer : Jame	
Site : AC-2 (3m Semi-Anechoic Chamber)	Time : 2009/07/22 - 20:06
Limit : FCC_SpartC_15.209_03M_AV	Margin : 0
Probe : 9120D_499(1-18GHz) - HORIZONTAL	Power : AC 120V/60Hz
EUT : Wireless LAN Access Point	Note : Mode 3:Transmit at channel 5510MHz By 802.11n(40MHz) Chain A



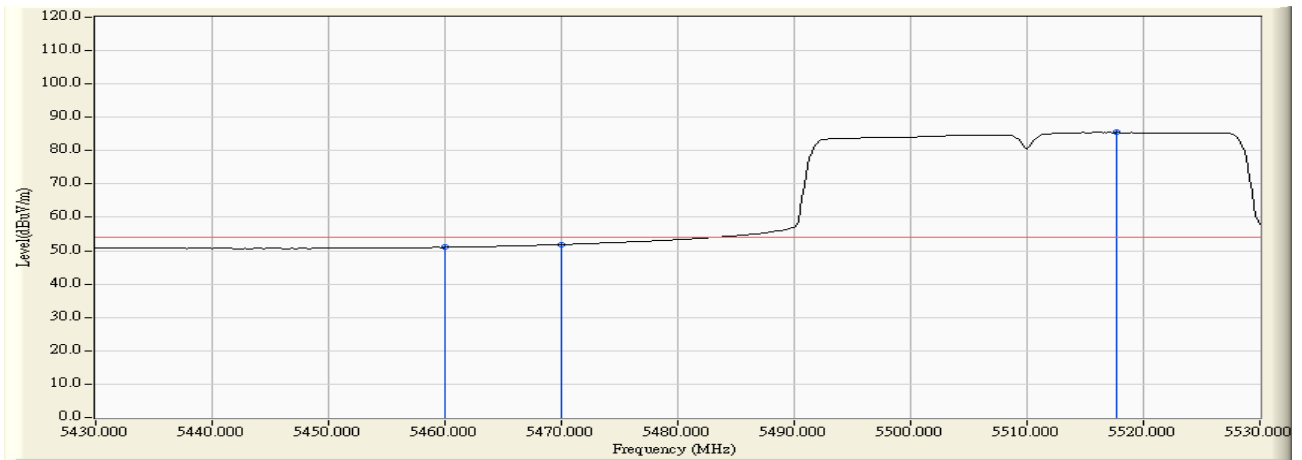
		Frequency (MHz)	Correct Factor (dB)	Reading Level (dBuV)	Measure Level (dBuV/m)	Margin (dB)	Limit (dBuV/m)	Detector Type
1		5460.000	2.054	49.405	51.459	-2.511	53.970	AVERAGE
2		5470.000	2.086	50.620	52.706	-15.594	68.300	AVERAGE
3	*	5493.167	2.165	87.930	90.095	N/A	N/A	AVERAGE

Engineer : Jame	
Site : AC-2 (3m Semi-Anechoic Chamber)	Time : 2009/07/22 - 20:09
Limit : FCC_SpartC_15.209_03M_PK	Margin : 0
Probe : 9120D_499(1-18GHz) - VERTICAL	Power : AC 120V/60Hz
EUT : Wireless LAN Access Point	Note : Mode 3:Transmit at channel 5510MHz By 802.11n(40MHz) Chain A



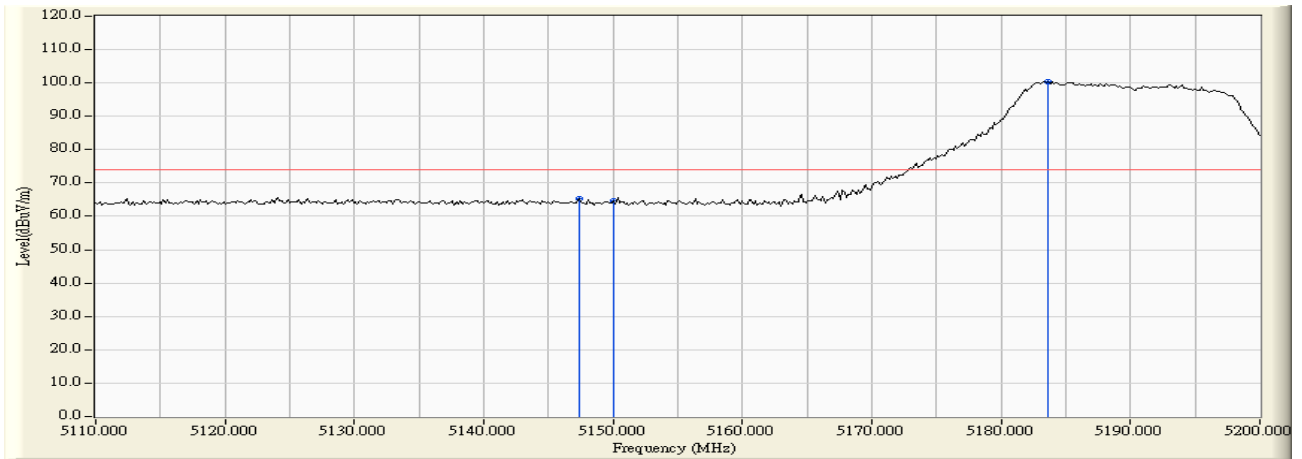
		Frequency (MHz)	Correct Factor (dB)	Reading Level (dBuV)	Measure Level (dBuV/m)	Margin (dB)	Limit (dBuV/m)	Detector Type
1		5436.167	1.847	63.327	65.175	-8.795	73.970	PEAK
2		5460.000	2.054	61.261	63.315	-10.655	73.970	PEAK
3		5470.000	2.086	62.216	64.302	-23.998	88.300	PEAK
4	*	5519.167	2.167	95.960	98.127	N/A	N/A	PEAK

Engineer : Jame	
Site : AC-2 (3m Semi-Anechoic Chamber)	Time : 2009/07/22 - 20:10
Limit : FCC_SpartC_15.209_03M_AV	Margin : 0
Probe : 9120D_499(1-18GHz) - VERTICAL	Power : AC 120V/60Hz
EUT : Wireless LAN Access Point	Note : Mode 3:Transmit at channel 5510MHz By 802.11n(40MHz) Chain A



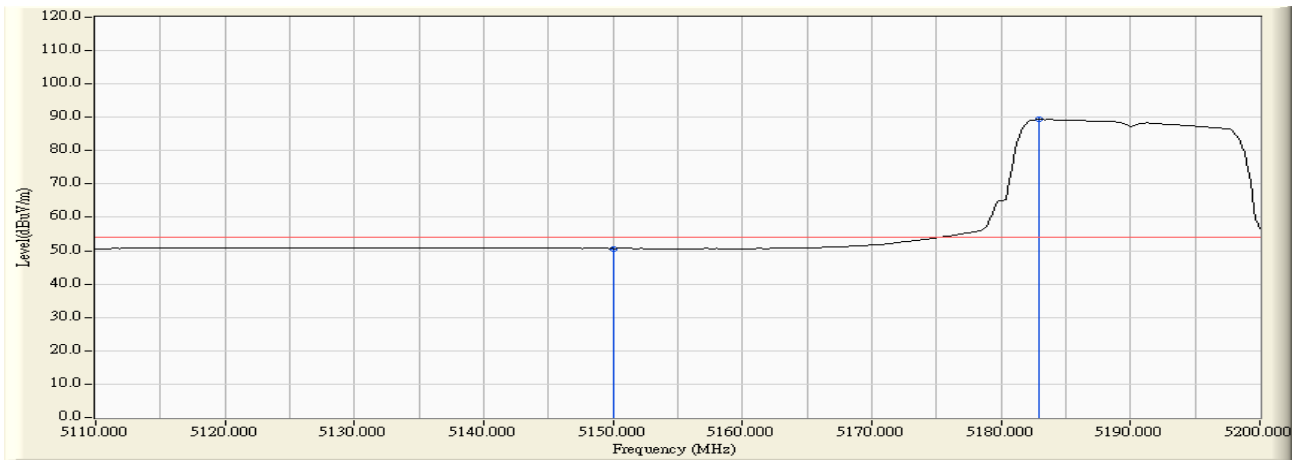
		Frequency (MHz)	Correct Factor (dB)	Reading Level (dBuV)	Measure Level (dBuV/m)	Margin (dB)	Limit (dBuV/m)	Detector Type
1		5460.000	2.054	48.962	51.016	-2.954	53.970	AVERAGE
2		5470.000	2.086	49.773	51.859	-16.411	68.300	AVERAGE
3	*	5517.667	2.169	83.333	85.503	N/A	N/A	AVERAGE

Engineer : Jame	
Site : AC-2 (3m Semi-Anechoic Chamber)	Time : 2009/07/22 - 20:16
Limit : FCC_SpartC_15.209_03M_PK	Margin : 0
Probe : 9120D_499(1-18GHz) - HORIZONTAL	Power : AC 120V/60Hz
EUT : Wireless LAN Access Point	Note : Mode 1:Transmit at channel 5180MHz By 802.11a Chain B



		Frequency (MHz)	Correct Factor (dB)	Reading Level (dBuV)	Measure Level (dBuV/m)	Margin (dB)	Limit (dBuV/m)	Detector Type
1		5147.350	1.089	64.305	65.394	-8.576	73.970	PEAK
2		5150.000	1.093	63.495	64.588	-9.382	73.970	PEAK
3	*	5183.650	1.141	99.200	100.341	26.371	73.970	PEAK

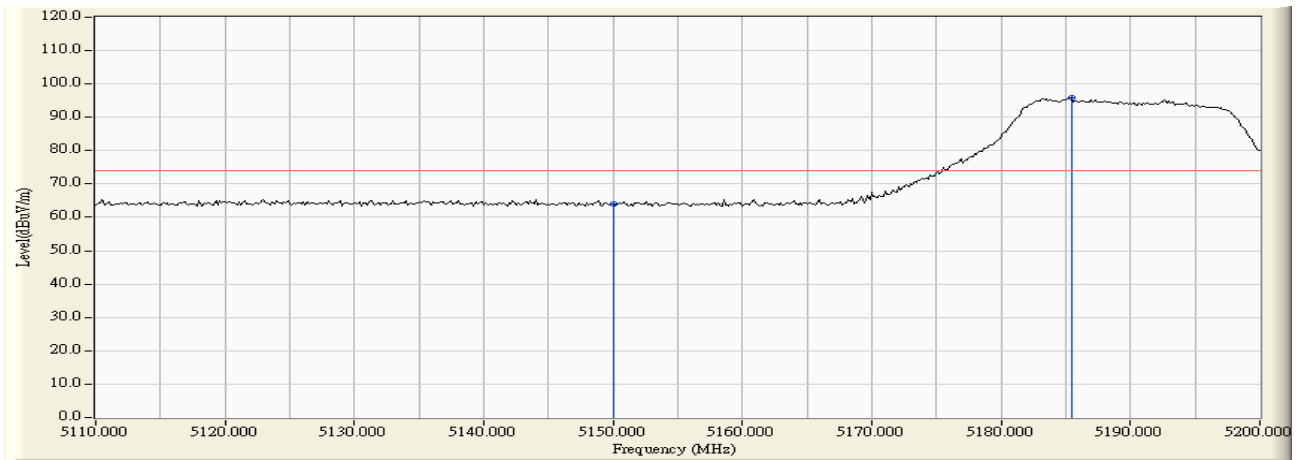
<b>Engineer : Jame</b>	
<b>Site : AC-2 (3m Semi-Anechoic Chamber)</b>	<b>Time : 2009/07/22 - 20:16</b>
<b>Limit : FCC_SpartC_15.209_03M_AV</b>	<b>Margin : 0</b>
<b>Probe : 9120D_499(1-18GHz) - HORIZONTAL</b>	<b>Power : AC 120V/60Hz</b>
<b>EUT : Wireless LAN Access Point</b>	<b>Note : Mode 1:Transmit at channel 5180MHz By 802.11a Chain B</b>



		Frequency (MHz)	Correct Factor (dB)	Reading Level (dBuV)	Measure Level (dBuV/m)	Margin (dB)	Limit (dBuV/m)	Detector Type
1		5150.000	1.093	49.569	50.662	-3.308	53.970	AVERAGE
2	*	5182.900	1.141	88.179	89.319	35.349	53.970	AVERAGE

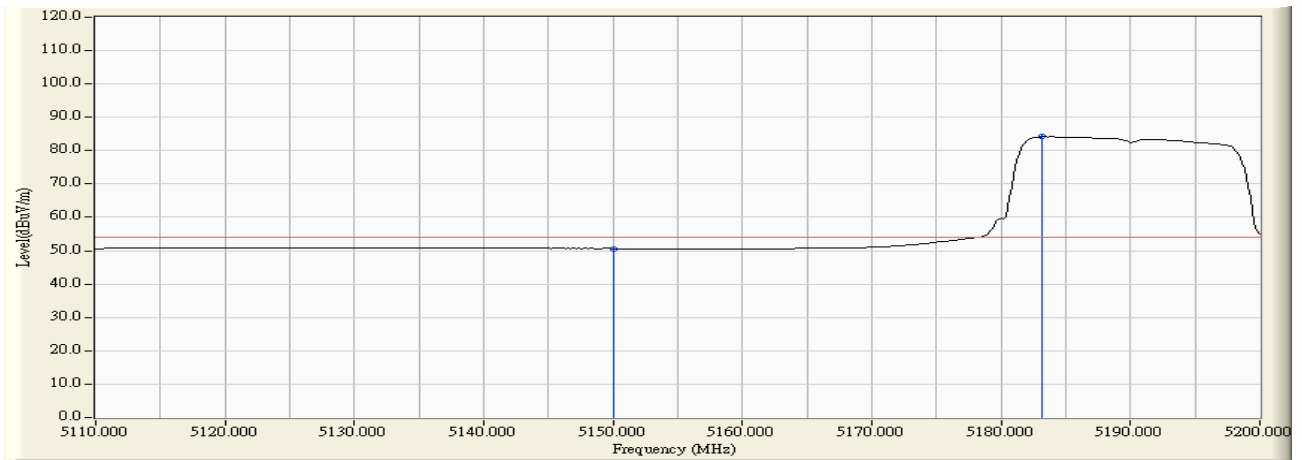


<b>Engineer : Jame</b>	
<b>Site : AC-2 (3m Semi-Anechoic Chamber)</b>	<b>Time : 2009/07/22 - 20:18</b>
<b>Limit : FCC_SpartC_15.209_03M_PK</b>	<b>Margin : 0</b>
<b>Probe : 9120D_499(1-18GHz) - VERTICAL</b>	<b>Power : AC 120V/60Hz</b>
<b>EUT : Wireless LAN Access Point</b>	<b>Note : Mode 1:Transmit at channel 5180MHz By 802.11a Chain B</b>



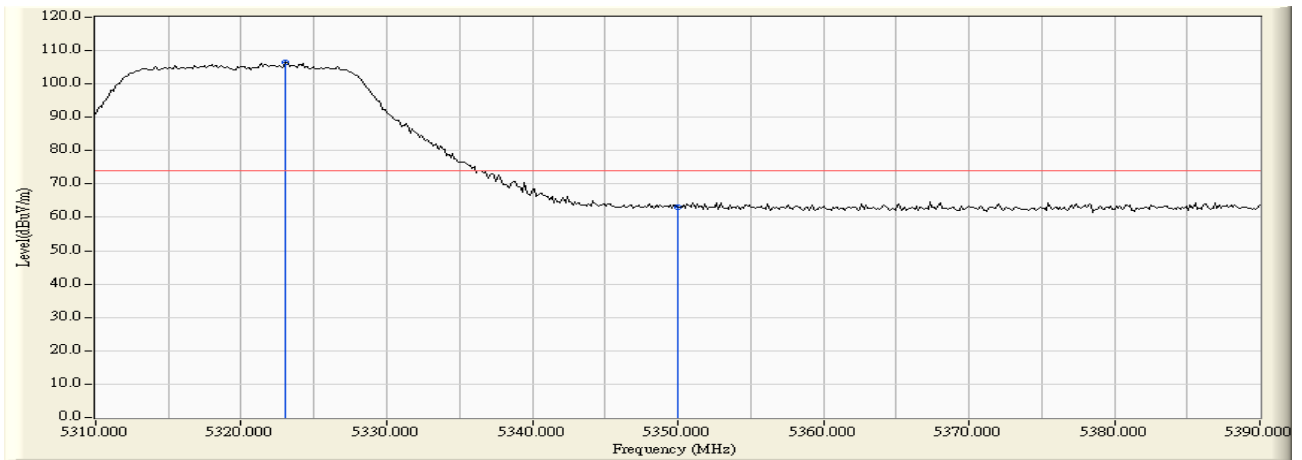
		Frequency (MHz)	Correct Factor (dB)	Reading Level (dBuV)	Measure Level (dBuV/m)	Margin (dB)	Limit (dBuV/m)	Detector Type
1		5150.000	1.093	62.802	63.895	-10.075	73.970	PEAK
2	*	5185.450	1.142	94.706	95.849	21.879	73.970	PEAK

Engineer : Jame	
Site : AC-2 (3m Semi-Anechoic Chamber)	Time : 2009/07/22 - 20:19
Limit : FCC_SpartC_15.209_03M_AV	Margin : 0
Probe : 9120D_499(1-18GHz) - VERTICAL	Power : AC 120V/60Hz
EUT : Wireless LAN Access Point	Note : Mode 1:Transmit at channel 5180MHz By 802.11a Chain B



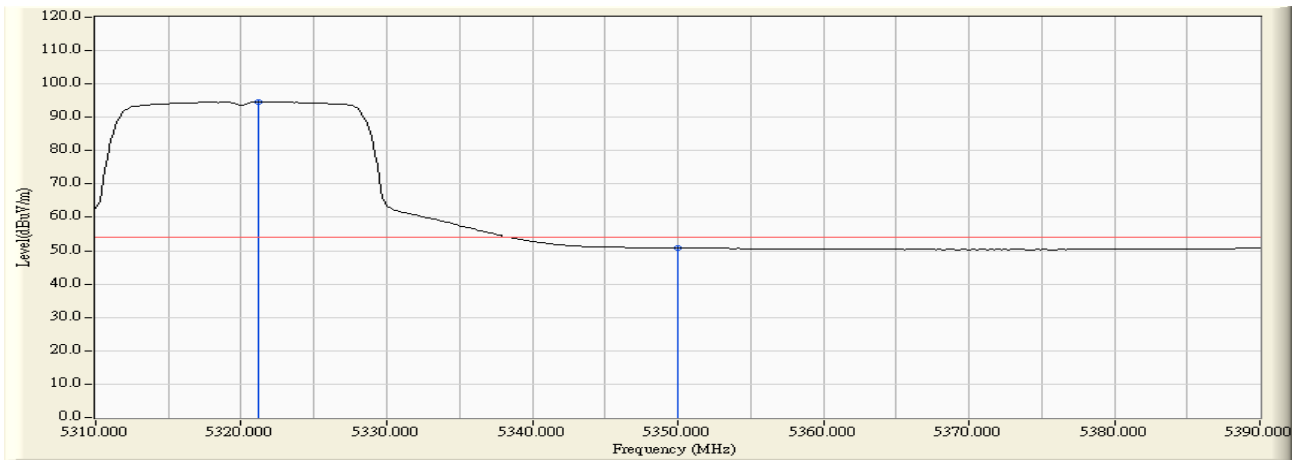
		Frequency (MHz)	Correct Factor (dB)	Reading Level (dBuV)	Measure Level (dBuV/m)	Margin (dB)	Limit (dBuV/m)	Detector Type
1		5150.000	1.093	49.535	50.628	-3.342	53.970	AVERAGE
2	*	5183.200	1.141	83.106	84.247	30.277	53.970	AVERAGE

<b>Engineer : Jame</b>	
<b>Site : AC-2 (3m Semi-Anechoic Chamber)</b>	<b>Time : 2009/07/22 - 20:20</b>
<b>Limit : FCC_SpartC_15.209_03M_PK</b>	<b>Margin : 0</b>
<b>Probe : 9120D_499(1-18GHz) - HORIZONTAL</b>	<b>Power : AC 120V/60Hz</b>
<b>EUT : Wireless LAN Access Point</b>	<b>Note : Mode 1:Transmit at channel 5320MHz By 802.11a Chain B</b>



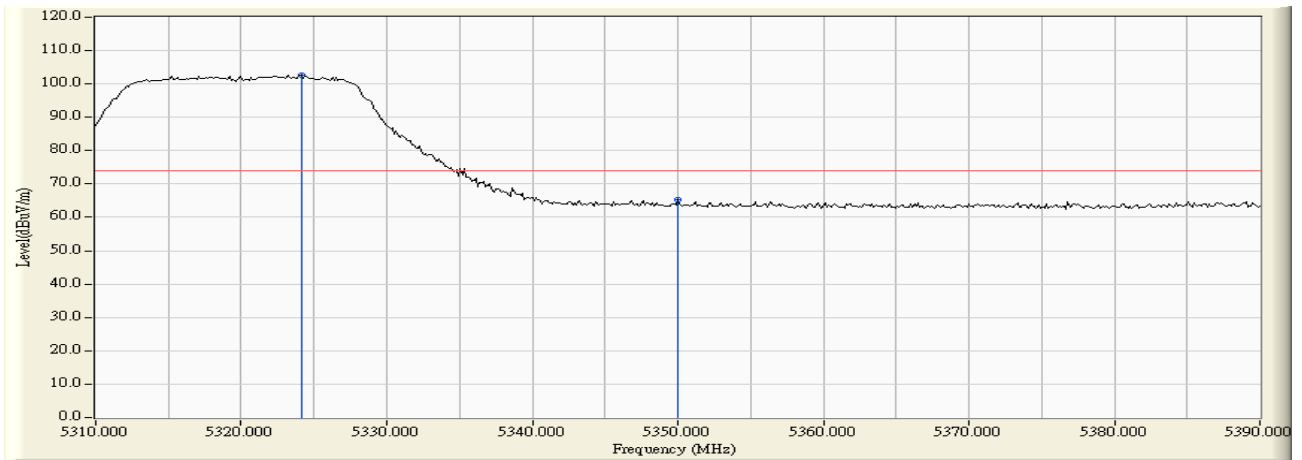
		Frequency (MHz)	Correct Factor (dB)	Reading Level (dBuV)	Measure Level (dBuV/m)	Margin (dB)	Limit (dBuV/m)	Detector Type
1	*	5323.067	1.373	105.250	106.623	32.653	73.970	PEAK
2		5350.000	1.298	61.731	63.029	-10.941	73.970	PEAK

<b>Engineer : Jame</b>	
<b>Site : AC-2 (3m Semi-Anechoic Chamber)</b>	<b>Time : 2009/07/22 - 20:21</b>
<b>Limit : FCC_SpartC_15.209_03M_AV</b>	<b>Margin : 0</b>
<b>Probe : 9120D_499(1-18GHz) - HORIZONTAL</b>	<b>Power : AC 120V/60Hz</b>
<b>EUT : Wireless LAN Access Point</b>	<b>Note : Mode 1:Transmit at channel 5320MHz By 802.11a Chain B</b>



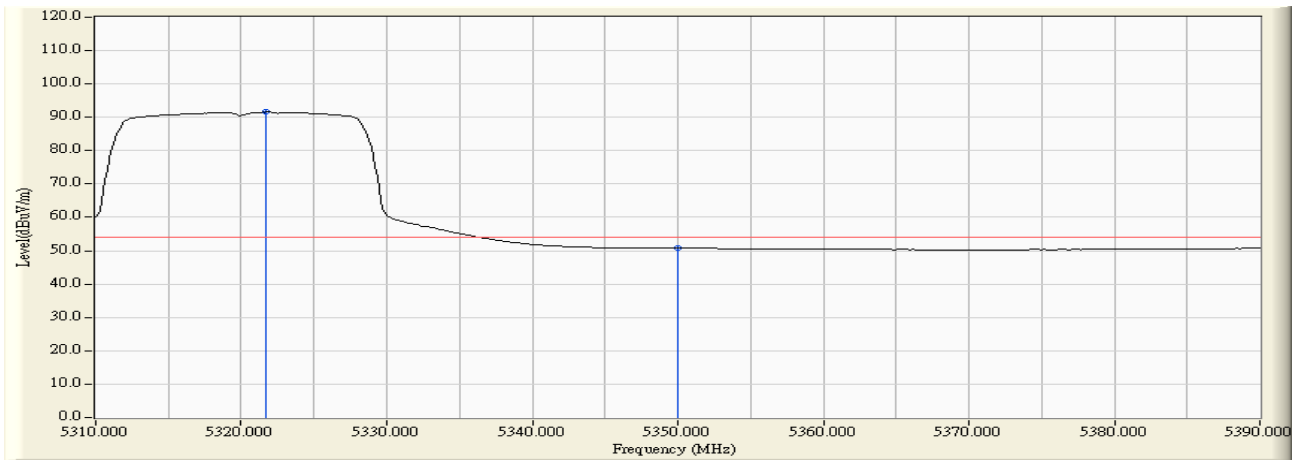
		Frequency (MHz)	Correct Factor (dB)	Reading Level (dBuV)	Measure Level (dBuV/m)	Margin (dB)	Limit (dBuV/m)	Detector Type
1	*	5321.200	1.380	93.336	94.716	40.746	53.970	AVERAGE
2		5350.000	1.298	49.533	50.831	-3.139	53.970	AVERAGE

Engineer : Jame	
Site : AC-2 (3m Semi-Anechoic Chamber)	Time : 2009/07/22 - 20:22
Limit : FCC_SpartC_15.209_03M_PK	Margin : 0
Probe : 9120D_499(1-18GHz) - VERTICAL	Power : AC 120V/60Hz
EUT : Wireless LAN Access Point	Note : Mode 1:Transmit at channel 5320MHz By 802.11a Chain B



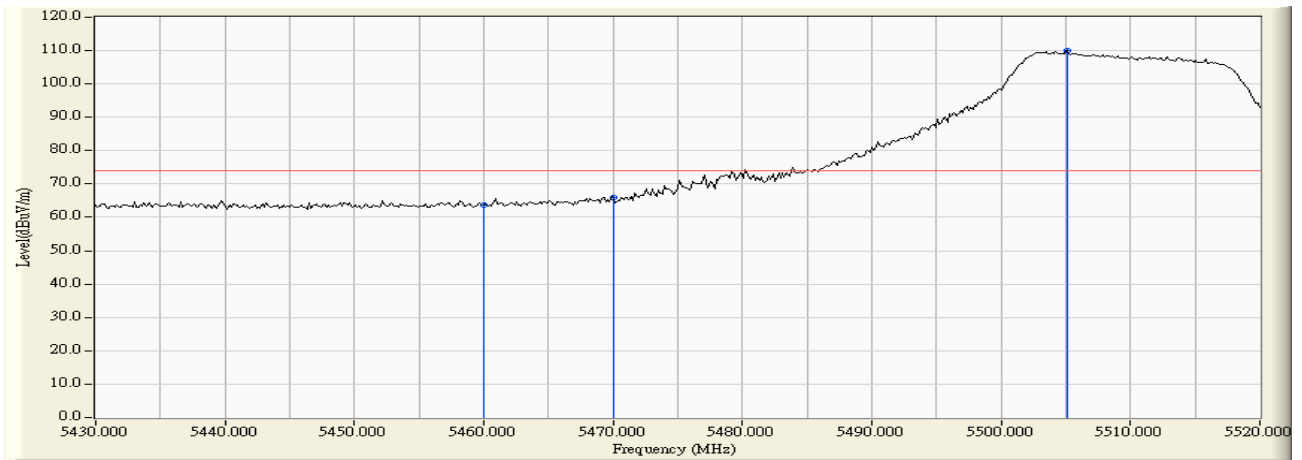
		Frequency (MHz)	Correct Factor (dB)	Reading Level (dBuV)	Measure Level (dBuV/m)	Margin (dB)	Limit (dBuV/m)	Detector Type
1	*	5324.133	1.369	101.261	102.630	28.660	73.970	PEAK
2		5350.000	1.298	64.049	65.347	-8.623	73.970	PEAK

<b>Engineer : Jame</b>	
<b>Site : AC-2 (3m Semi-Anechoic Chamber)</b>	<b>Time : 2009/07/22 - 20:22</b>
<b>Limit : FCC_SpartC_15.209_03M_AV</b>	<b>Margin : 0</b>
<b>Probe : 9120D_499(1-18GHz) - VERTICAL</b>	<b>Power : AC 120V/60Hz</b>
<b>EUT : Wireless LAN Access Point</b>	<b>Note : Mode 1:Transmit at channel 5320MHz By 802.11a Chain B</b>



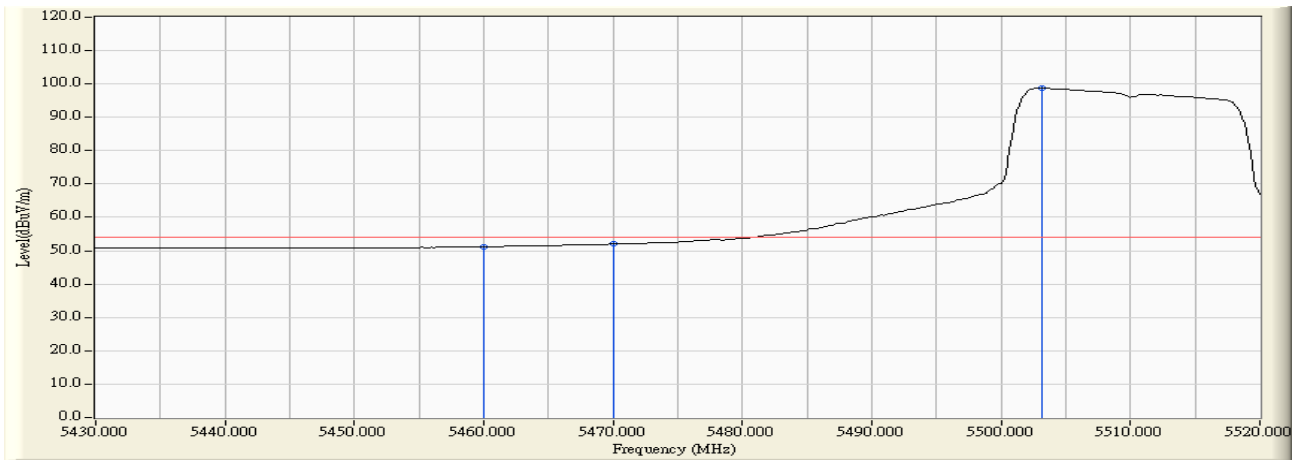
		Frequency (MHz)	Correct Factor (dB)	Reading Level (dBuV)	Measure Level (dBuV/m)	Margin (dB)	Limit (dBuV/m)	Detector Type
1	*	5321.733	1.378	90.171	91.549	37.579	53.970	AVERAGE
2		5350.000	1.298	49.447	50.745	-3.225	53.970	AVERAGE

<b>Engineer : Jame</b>	
<b>Site : AC-2 (3m Semi-Anechoic Chamber)</b>	<b>Time : 2009/07/22 - 20:24</b>
<b>Limit : FCC_SpartC_15.209_03M_PK</b>	<b>Margin : 0</b>
<b>Probe : 9120D_499(1-18GHz) - HORIZONTAL</b>	<b>Power : AC 120V/60Hz</b>
<b>EUT : Wireless LAN Access Point</b>	<b>Note : Mode 1:Transmit at channel 5500MHz By 802.11a Chain B</b>



		Frequency (MHz)	Correct Factor (dB)	Reading Level (dBuV)	Measure Level (dBuV/m)	Margin (dB)	Limit (dBuV/m)	Detector Type
1		5460.000	2.054	61.525	63.579	-10.391	73.970	PEAK
2		5470.000	2.086	63.829	65.915	-22.385	88.300	PEAK
3	*	5505.150	2.190	107.949	110.139	36.169	73.970	PEAK

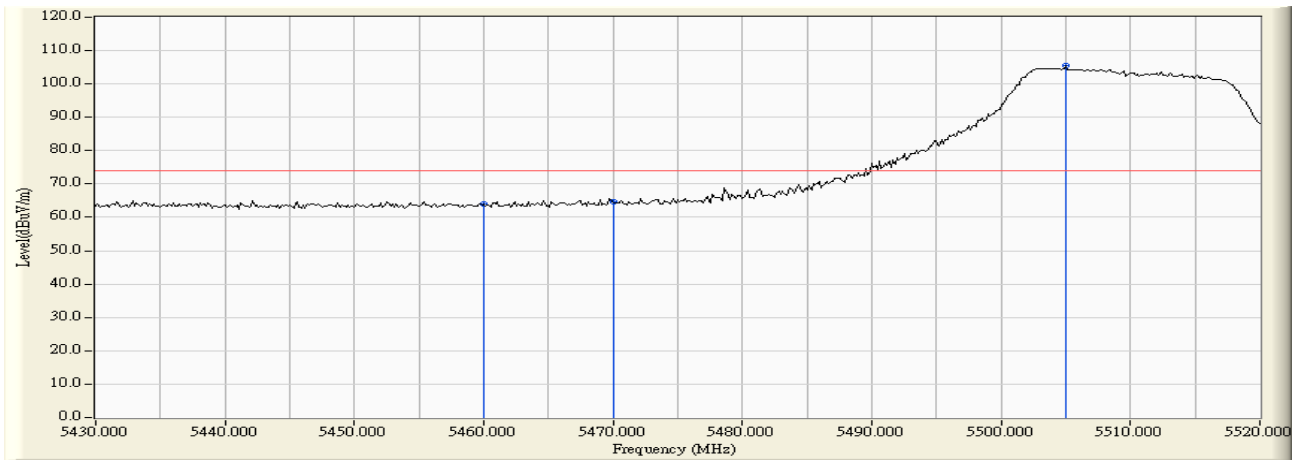
<b>Engineer : Jame</b>	
<b>Site : AC-2 (3m Semi-Anechoic Chamber)</b>	<b>Time : 2009/07/22 - 20:24</b>
<b>Limit : FCC_SpartC_15.209_03M_AV</b>	<b>Margin : 0</b>
<b>Probe : 9120D_499(1-18GHz) - HORIZONTAL</b>	<b>Power : AC 120V/60Hz</b>
<b>EUT : Wireless LAN Access Point</b>	<b>Note : Mode 1:Transmit at channel 5500MHz By 802.11a Chain B</b>



		Frequency (MHz)	Correct Factor (dB)	Reading Level (dBuV)	Measure Level (dBuV/m)	Margin (dB)	Limit (dBuV/m)	Detector Type
1		5460.000	2.054	49.216	51.270	-2.700	53.970	AVERAGE
2		5470.000	2.086	49.915	52.001	-16.299	68.300	AVERAGE
3	*	5503.200	2.187	96.486	98.672	44.702	53.970	AVERAGE

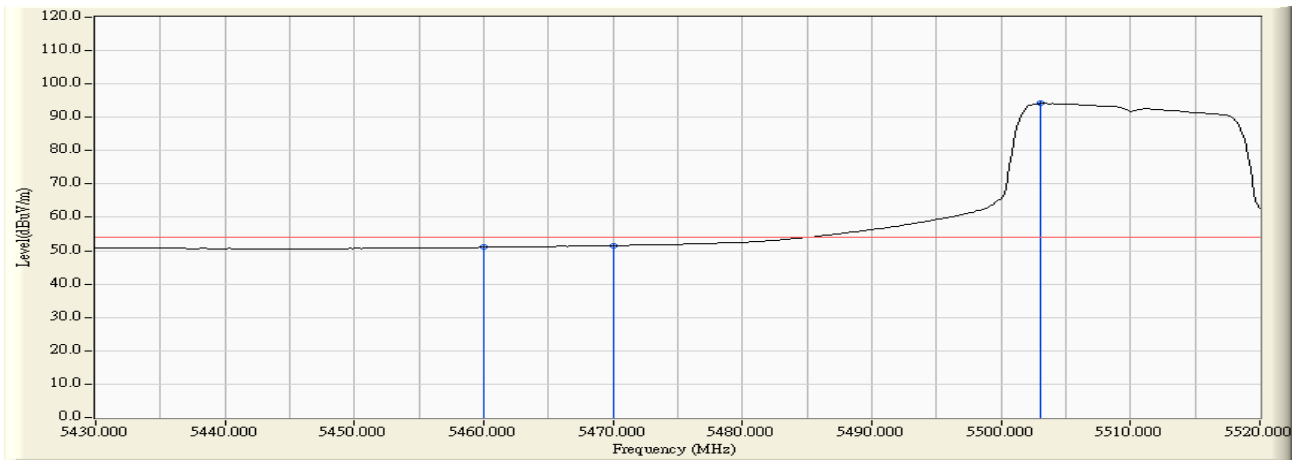


Engineer : Jame	
Site : AC-2 (3m Semi-Anechoic Chamber)	Time : 2009/07/22 - 20:25
Limit : FCC_SpartC_15.209_03M_PK	Margin : 0
Probe : 9120D_499(1-18GHz) - VERTICAL	Power : AC 120V/60Hz
EUT : Wireless LAN Access Point	Note : Mode 1:Transmit at channel 5500MHz By 802.11a Chain B



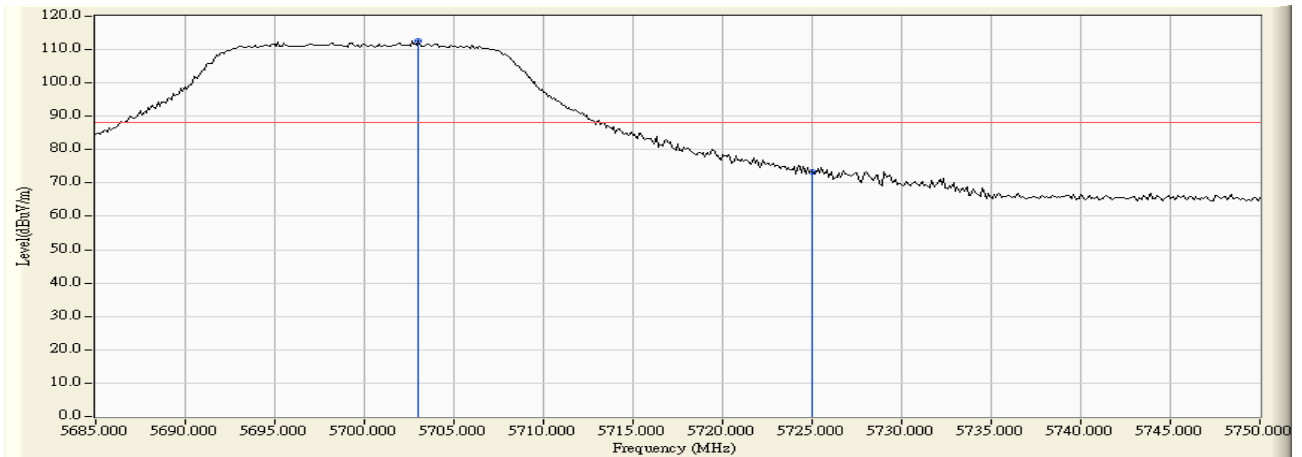
		Frequency (MHz)	Correct Factor (dB)	Reading Level (dBuV)	Measure Level (dBuV/m)	Margin (dB)	Limit (dBuV/m)	Detector Type
1		5460.000	2.054	62.065	64.119	-9.851	73.970	PEAK
2		5470.000	2.086	62.435	64.521	-23.779	88.300	PEAK
3	*	5505.000	2.190	103.193	105.383	31.413	73.970	PEAK

<b>Engineer : Jame</b>	
<b>Site : AC-2 (3m Semi-Anechoic Chamber)</b>	<b>Time : 2009/07/22 - 20:26</b>
<b>Limit : FCC_SpartC_15.209_03M_AV</b>	<b>Margin : 0</b>
<b>Probe : 9120D_499(1-18GHz) - VERTICAL</b>	<b>Power : AC 120V/60Hz</b>
<b>EUT : Wireless LAN Access Point</b>	<b>Note : Mode 1:Transmit at channel 5500MHz By 802.11a Chain B</b>



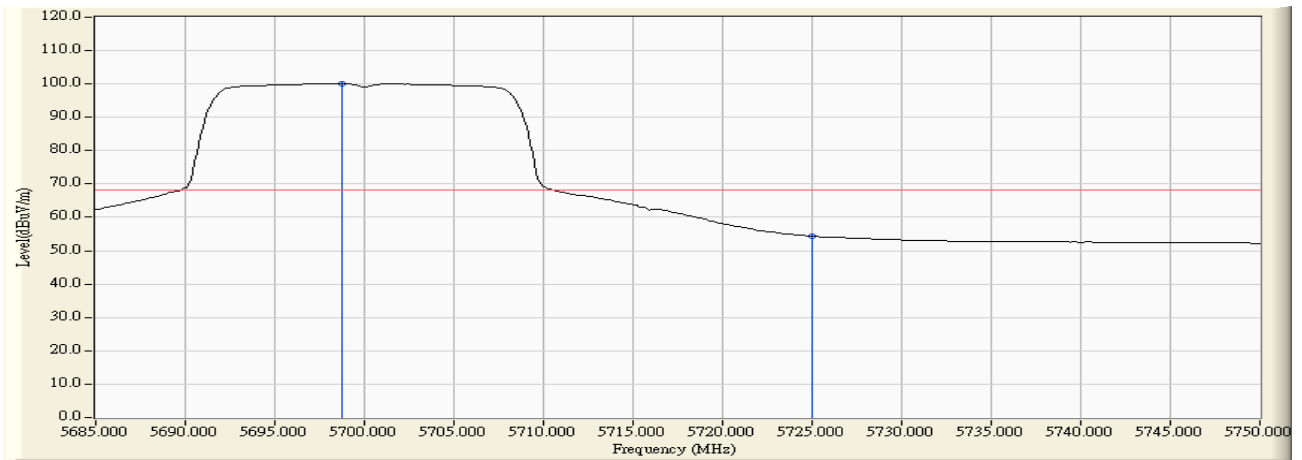
		Frequency (MHz)	Correct Factor (dB)	Reading Level (dBuV)	Measure Level (dBuV/m)	Margin (dB)	Limit (dBuV/m)	Detector Type
1		5460.000	2.054	48.955	51.009	-2.961	53.970	AVERAGE
2		5470.000	2.086	49.476	51.562	-16.738	68.300	AVERAGE
3	*	5503.050	2.186	91.944	94.130	40.160	53.970	AVERAGE

<b>Engineer : Jame</b>	
<b>Site : AC-2 (3m Semi-Anechoic Chamber)</b>	<b>Time : 2009/08/09 - 11:24</b>
<b>Limit : FCC_SPARTE_15.407_03M_PK</b>	<b>Margin : 0</b>
<b>Probe : 9120D_499(1-18GHz) - HORIZONTAL</b>	<b>Power : AC 120V/60Hz</b>
<b>EUT : Wireless LAN Access Point</b>	<b>Note : Mode 3:Transmit at channel 5700MHz By 802.11a Chain B</b>



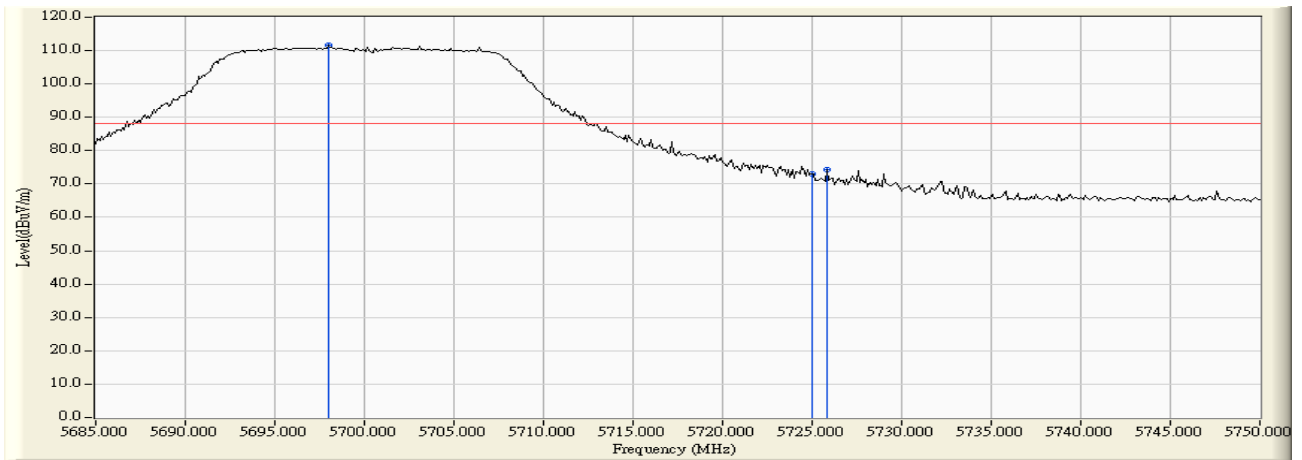
		Frequency (MHz)	Correct Factor (dB)	Reading Level (dBuV)	Measure Level (dBuV/m)	Margin (dB)	Limit (dBuV/m)	Detector Type
1	*	5702.983	2.628	110.008	112.636	N/A	N/A	PEAK
2		5725.000	2.763	70.630	73.393	-14.907	88.300	PEAK

<b>Engineer : Jame</b>	
<b>Site : AC-2 (3m Semi-Anechoic Chamber)</b>	<b>Time : 2009/08/09 - 11:24</b>
<b>Limit : FCC_SPARTE_15.407_03M_AV</b>	<b>Margin : 0</b>
<b>Probe : 9120D_499(1-18GHz) - HORIZONTAL</b>	<b>Power : AC 120V/60Hz</b>
<b>EUT : Wireless LAN Access Point</b>	<b>Note : Mode 3:Transmit at channel 5700MHz By 802.11a Chain B</b>



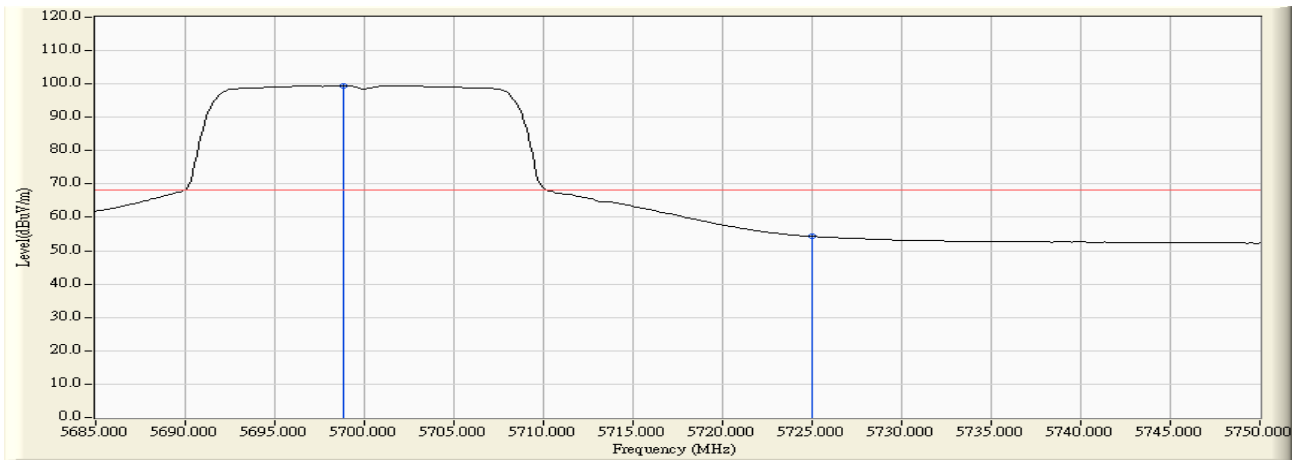
		Frequency (MHz)	Correct Factor (dB)	Reading Level (dBuV)	Measure Level (dBuV/m)	Margin (dB)	Limit (dBuV/m)	Detector Type
1	*	5698.758	2.618	97.510	100.128	N/A	N/A	AVERAGE
2		5725.000	2.763	51.648	54.411	-13.889	68.300	AVERAGE

<b>Engineer : Jame</b>	
<b>Site : AC-2 (3m Semi-Anechoic Chamber)</b>	<b>Time : 2009/08/09 - 11:25</b>
<b>Limit : FCC_SPARTE_15.407_03M_PK</b>	<b>Margin : 0</b>
<b>Probe : 9120D_499(1-18GHz) - VERTICAL</b>	<b>Power : AC 120V/60Hz</b>
<b>EUT : Wireless LAN Access Point</b>	<b>Note : Mode 3:Transmit at channel 5700MHz By 802.11a Chain B</b>



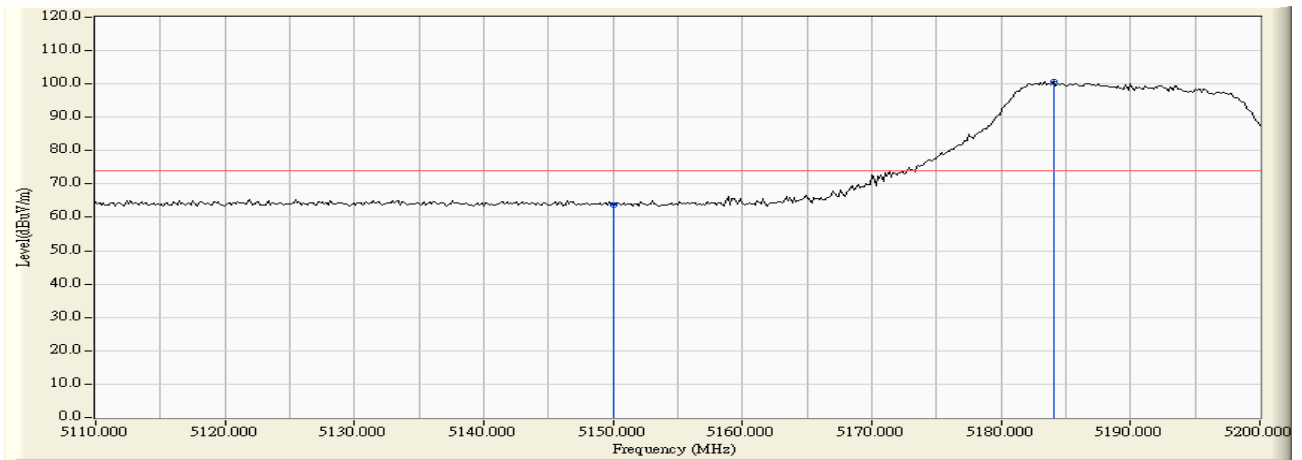
		Frequency (MHz)	Correct Factor (dB)	Reading Level (dBuV)	Measure Level (dBuV/m)	Margin (dB)	Limit (dBuV/m)	Detector Type
1	*	5698.000	2.616	108.988	111.604	N/A	N/A	PEAK
2		5725.000	2.763	70.310	73.073	-15.227	88.300	PEAK
3		5725.842	2.770	71.506	74.276	-14.024	88.300	PEAK

<b>Engineer : Jame</b>	
<b>Site : AC-2 (3m Semi-Anechoic Chamber)</b>	<b>Time : 2009/08/09 - 11:26</b>
<b>Limit : FCC_SPARTE_15.407_03M_AV</b>	<b>Margin : 0</b>
<b>Probe : 9120D_499(1-18GHz) - VERTICAL</b>	<b>Power : AC 120V/60Hz</b>
<b>EUT : Wireless LAN Access Point</b>	<b>Note : Mode 3:Transmit at channel 5700MHz By 802.11a Chain B</b>



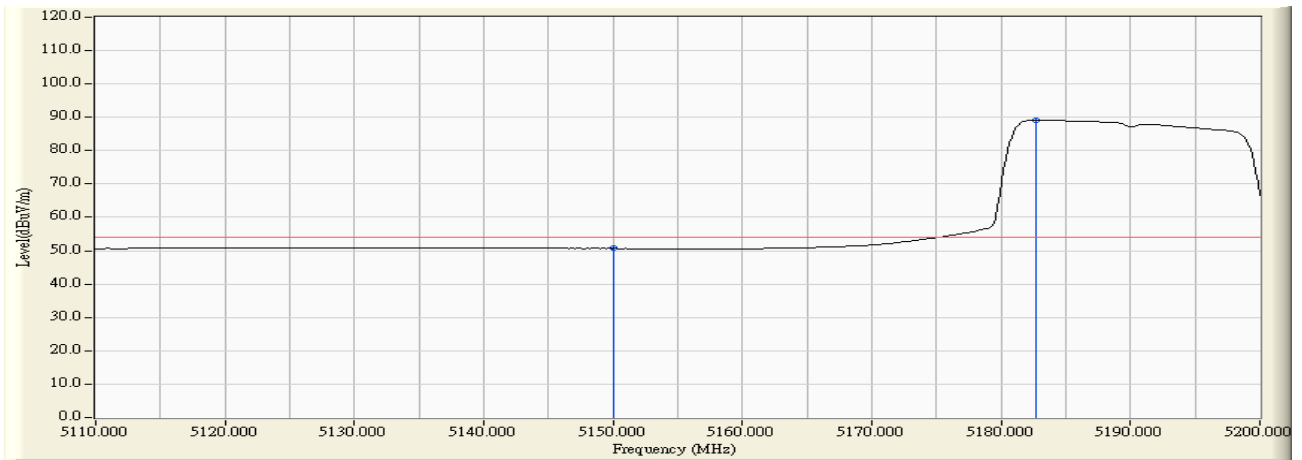
		Frequency (MHz)	Correct Factor (dB)	Reading Level (dBuV)	Measure Level (dBuV/m)	Margin (dB)	Limit (dBuV/m)	Detector Type
1	*	5698.867	2.618	96.904	99.522	N/A	N/A	AVERAGE
2		5725.000	2.763	51.488	54.251	-14.049	68.300	AVERAGE

<b>Engineer : Jame</b>	
<b>Site : AC-2 (3m Semi-Anechoic Chamber)</b>	<b>Time : 2009/07/22 - 20:36</b>
<b>Limit : FCC_SpartC_15.209_03M_PK</b>	<b>Margin : 0</b>
<b>Probe : 9120D_499(1-18GHz) - HORIZONTAL</b>	<b>Power : AC 120V/60Hz</b>
<b>EUT : Wireless LAN Access Point</b>	<b>Note : Mode 2:Transmit at channel 5180MHz By 802.11n(20MHz) Chain B</b>



		Frequency (MHz)	Correct Factor (dB)	Reading Level (dBuV)	Measure Level (dBuV/m)	Margin (dB)	Limit (dBuV/m)	Detector Type
1		5150.000	1.093	62.649	63.742	-10.228	73.970	PEAK
2	*	5184.100	1.141	99.584	100.725	26.755	73.970	PEAK

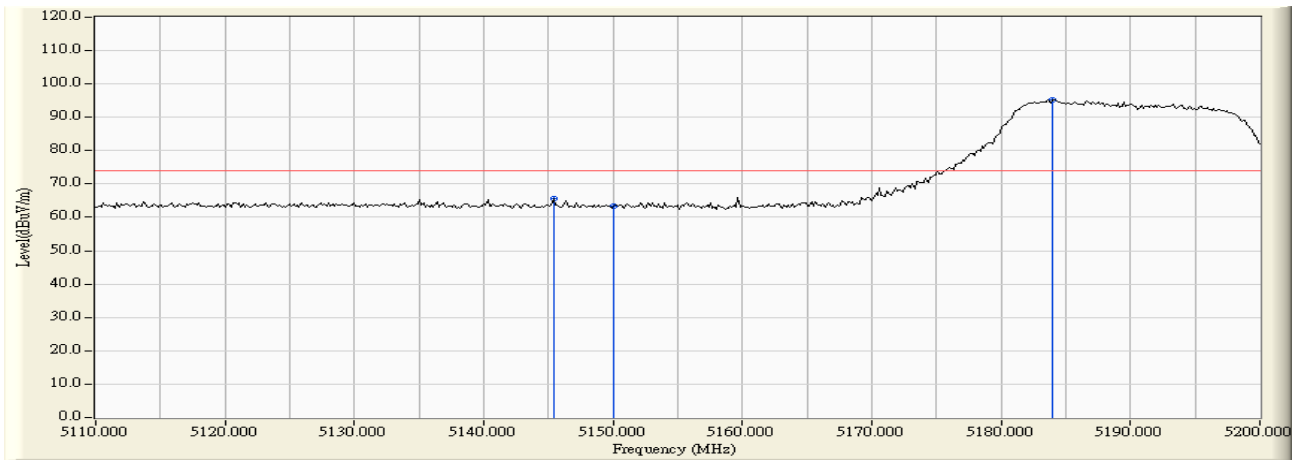
Engineer : Jame	
Site : AC-2 (3m Semi-Anechoic Chamber)	Time : 2009/07/22 - 20:37
Limit : FCC_SpartC_15.209_03M_AV	Margin : 0
Probe : 9120D_499(1-18GHz) - HORIZONTAL	Power : AC 120V/60Hz
EUT : Wireless LAN Access Point	Note : Mode 2:Transmit at channel 5180MHz By 802.11n(20MHz) Chain B



		Frequency (MHz)	Correct Factor (dB)	Reading Level (dBuV)	Measure Level (dBuV/m)	Margin (dB)	Limit (dBuV/m)	Detector Type
1		5150.000	1.093	49.589	50.682	-3.288	53.970	AVERAGE
2	*	5182.750	1.140	88.005	89.145	35.175	53.970	AVERAGE

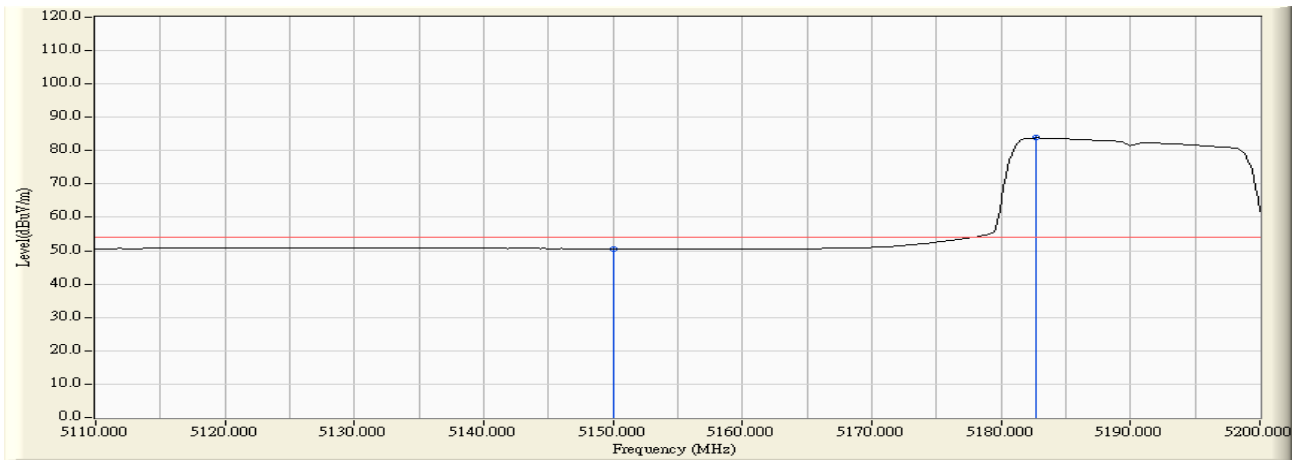


Engineer : Jame	
Site : AC-2 (3m Semi-Anechoic Chamber)	Time : 2009/07/22 - 20:37
Limit : FCC_SpartC_15.209_03M_PK	Margin : 0
Probe : 9120D_499(1-18GHz) - VERTICAL	Power : AC 120V/60Hz
EUT : Wireless LAN Access Point	Note : Mode 2:Transmit at channel 5180MHz By 802.11n(20MHz) Chain B



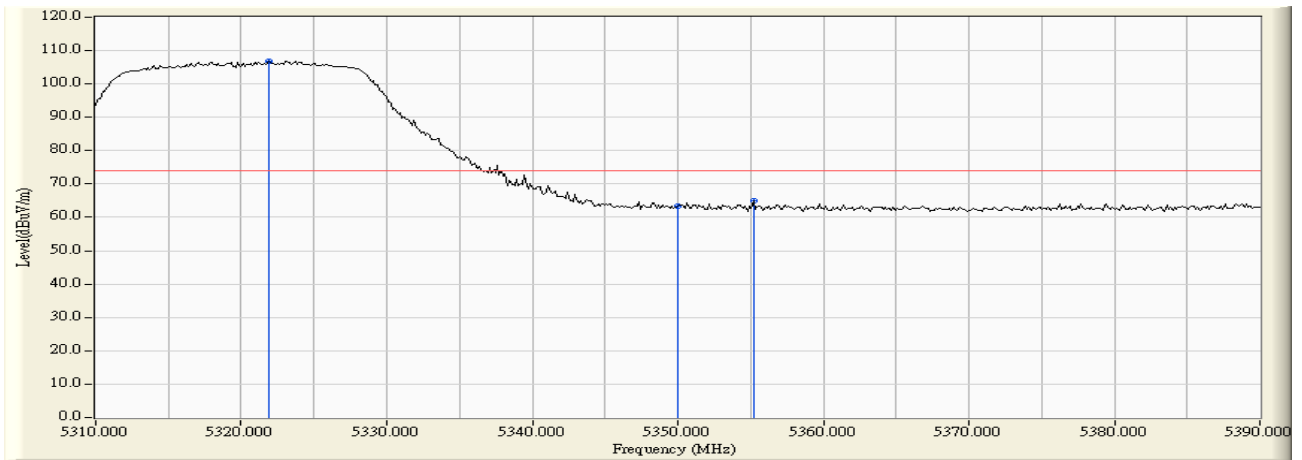
		Frequency (MHz)	Correct Factor (dB)	Reading Level (dBuV)	Measure Level (dBuV/m)	Margin (dB)	Limit (dBuV/m)	Detector Type
1		5145.400	1.086	64.572	65.658	-8.312	73.970	PEAK
2		5150.000	1.093	62.182	63.275	-10.695	73.970	PEAK
3	*	5183.950	1.141	94.122	95.263	21.293	73.970	PEAK

Engineer : Jame	
Site : AC-2 (3m Semi-Anechoic Chamber)	Time : 2009/07/22 - 20:38
Limit : FCC_SpartC_15.209_03M_AV	Margin : 0
Probe : 9120D_499(1-18GHz) - VERTICAL	Power : AC 120V/60Hz
EUT : Wireless LAN Access Point	Note : Mode 2:Transmit at channel 5180MHz By 802.11n(20MHz) Chain B



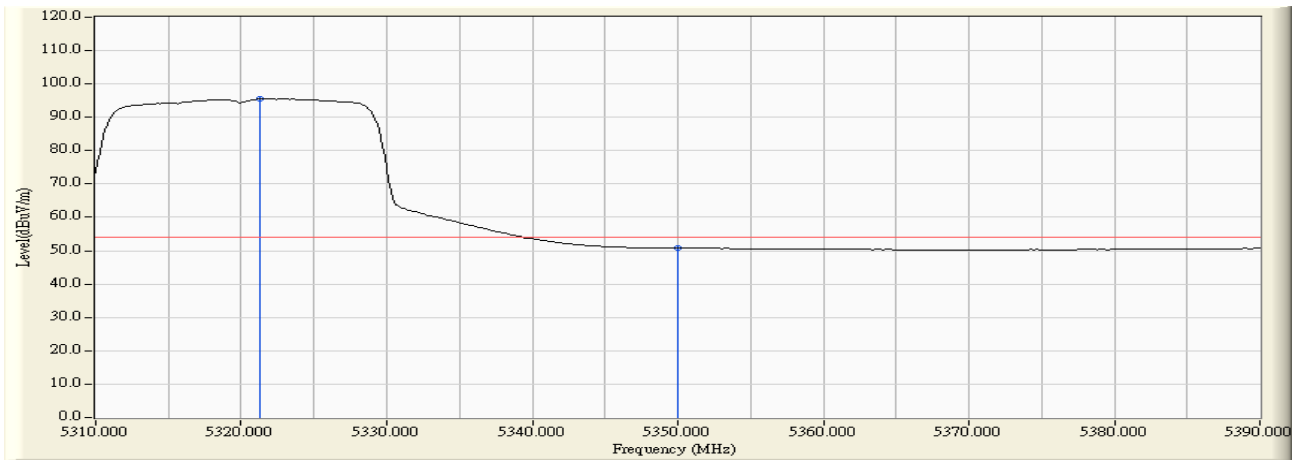
		Frequency (MHz)	Correct Factor (dB)	Reading Level (dBuV)	Measure Level (dBuV/m)	Margin (dB)	Limit (dBuV/m)	Detector Type
1		5150.000	1.093	49.491	50.584	-3.386	53.970	AVERAGE
2	*	5182.750	1.140	82.710	83.850	29.880	53.970	AVERAGE

Engineer : Jame	
Site : AC-2 (3m Semi-Anechoic Chamber)	Time : 2009/07/22 - 20:39
Limit : FCC_SpartC_15.209_03M_PK	Margin : 0
Probe : 9120D_499(1-18GHz) - HORIZONTAL	Power : AC 120V/60Hz
EUT : Wireless LAN Access Point	Note : Mode 2:Transmit at channel 5320MHz By 802.11n(20MHz) Chain B



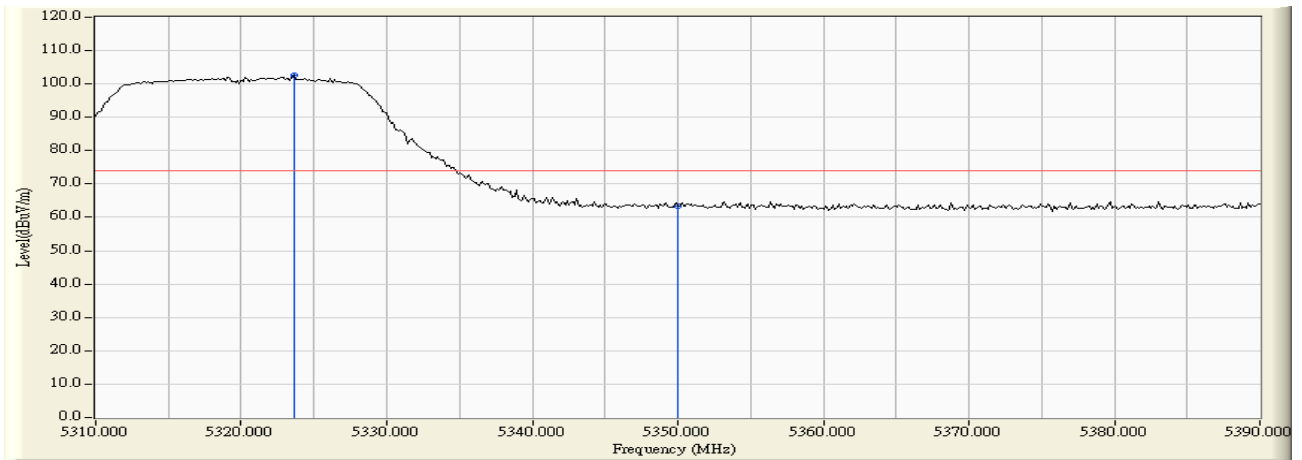
		Frequency (MHz)	Correct Factor (dB)	Reading Level (dBuV)	Measure Level (dBuV/m)	Margin (dB)	Limit (dBuV/m)	Detector Type
1	*	5321.867	1.377	105.540	106.917	32.947	73.970	PEAK
2		5350.000	1.298	62.095	63.393	-10.577	73.970	PEAK
3		5355.200	1.300	63.531	64.831	-9.139	73.970	PEAK

<b>Engineer : Jame</b>	
<b>Site : AC-2 (3m Semi-Anechoic Chamber)</b>	<b>Time : 2009/07/22 - 20:40</b>
<b>Limit : FCC_SpartC_15.209_03M_AV</b>	<b>Margin : 0</b>
<b>Probe : 9120D_499(1-18GHz) - HORIZONTAL</b>	<b>Power : AC 120V/60Hz</b>
<b>EUT : Wireless LAN Access Point</b>	<b>Note : Mode 2:Transmit at channel 5320MHz By 802.11n(20MHz) Chain B</b>



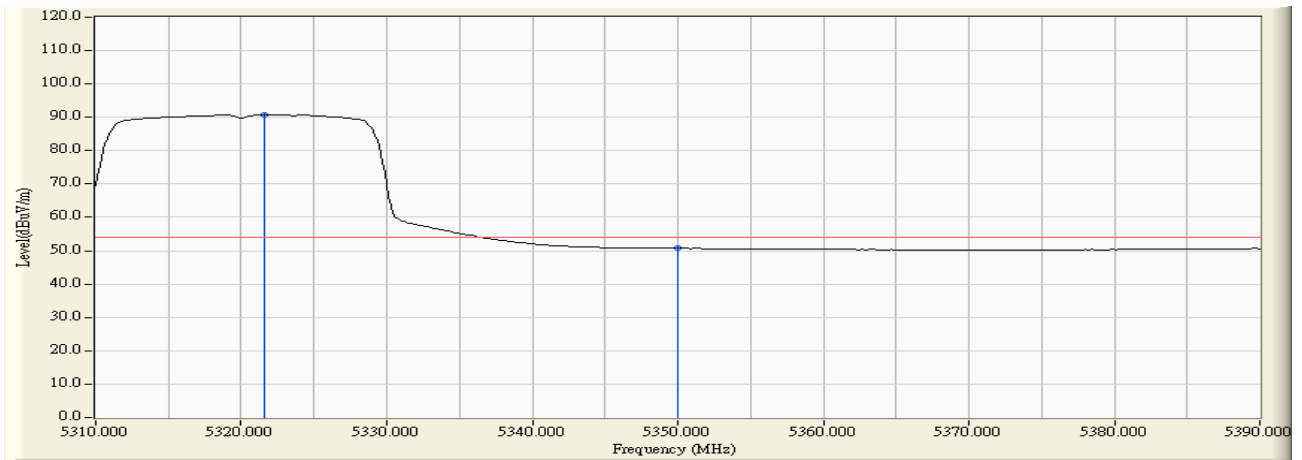
		Frequency (MHz)	Correct Factor (dB)	Reading Level (dBuV)	Measure Level (dBuV/m)	Margin (dB)	Limit (dBuV/m)	Detector Type
1	*	5321.333	1.379	94.147	95.526	41.556	53.970	AVERAGE
2		5350.000	1.298	49.527	50.825	-3.145	53.970	AVERAGE

<b>Engineer : Jame</b>	
<b>Site : AC-2 (3m Semi-Anechoic Chamber)</b>	<b>Time : 2009/07/22 - 20:41</b>
<b>Limit : FCC_SpartC_15.209_03M_PK</b>	<b>Margin : 0</b>
<b>Probe : 9120D_499(1-18GHz) - VERTICAL</b>	<b>Power : AC 120V/60Hz</b>
<b>EUT : Wireless LAN Access Point</b>	<b>Note : Mode 2:Transmit at channel 5320MHz By 802.11n(20MHz) Chain B</b>



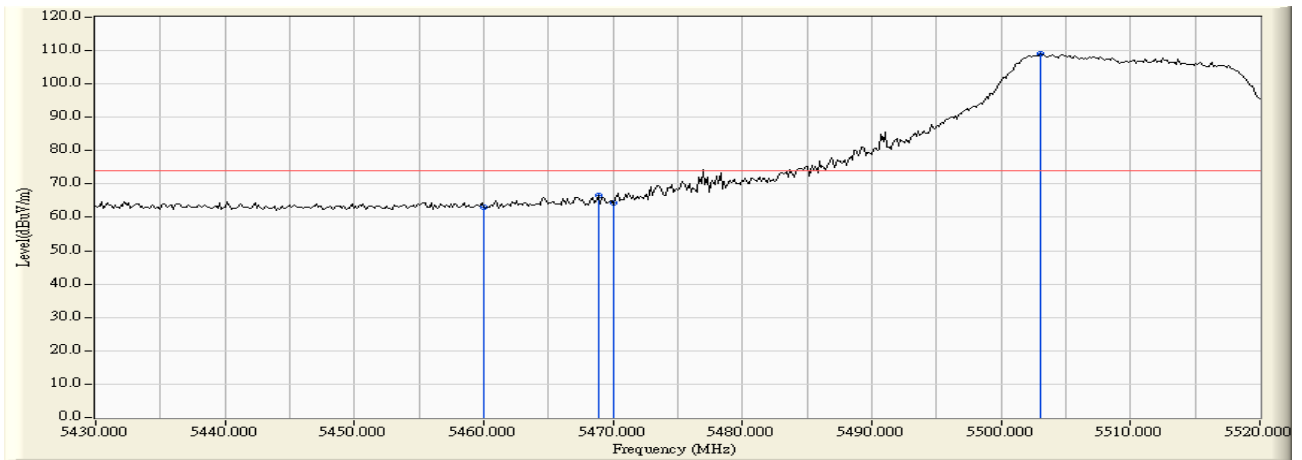
		Frequency (MHz)	Correct Factor (dB)	Reading Level (dBuV)	Measure Level (dBuV/m)	Margin (dB)	Limit (dBuV/m)	Detector Type
1	*	5323.600	1.371	101.179	102.550	28.580	73.970	PEAK
2		5350.000	1.298	62.025	63.323	-10.647	73.970	PEAK

<b>Engineer : Jame</b>	
<b>Site : AC-2 (3m Semi-Anechoic Chamber)</b>	<b>Time : 2009/07/22 - 20:41</b>
<b>Limit : FCC_SpartC_15.209_03M_AV</b>	<b>Margin : 0</b>
<b>Probe : 9120D_499(1-18GHz) - VERTICAL</b>	<b>Power : AC 120V/60Hz</b>
<b>EUT : Wireless LAN Access Point</b>	<b>Note : Mode 2:Transmit at channel 5320MHz By 802.11n(20MHz) Chain B</b>



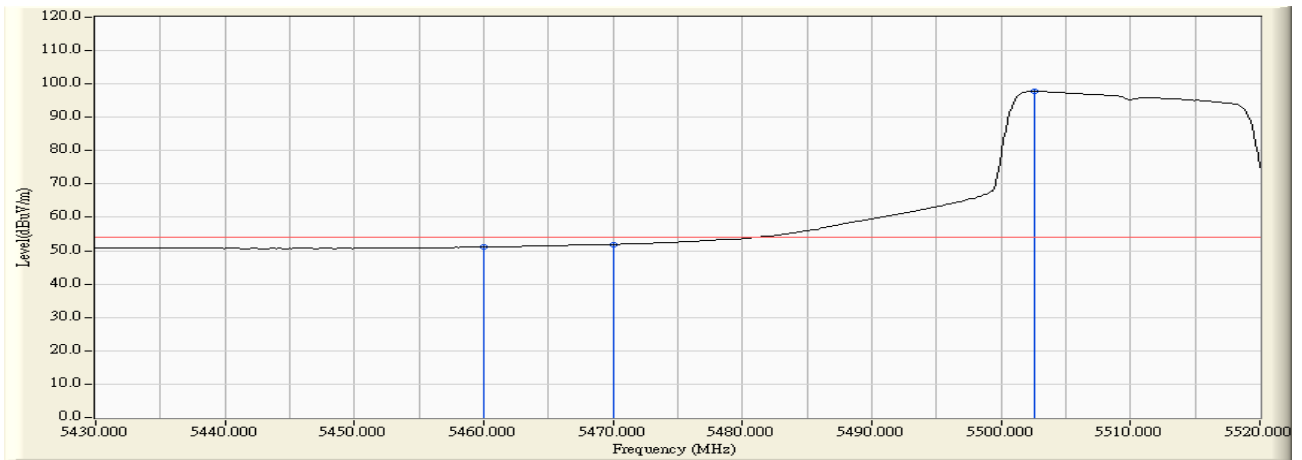
		Frequency (MHz)	Correct Factor (dB)	Reading Level (dBuV)	Measure Level (dBuV/m)	Margin (dB)	Limit (dBuV/m)	Detector Type
1	*	5321.600	1.378	89.457	90.835	36.865	53.970	AVERAGE
2		5350.000	1.298	49.445	50.743	-3.227	53.970	AVERAGE

<b>Engineer : Jame</b>	
<b>Site : AC-2 (3m Semi-Anechoic Chamber)</b>	<b>Time : 2009/07/22 - 20:43</b>
<b>Limit : FCC_SpartC_15.209_03M_PK</b>	<b>Margin : 0</b>
<b>Probe : 9120D_499(1-18GHz) - HORIZONTAL</b>	<b>Power : AC 120V/60Hz</b>
<b>EUT : Wireless LAN Access Point</b>	<b>Note : Mode 2:Transmit at channel 5500MHz By 802.11n(20MHz) Chain B</b>



		Frequency (MHz)	Correct Factor (dB)	Reading Level (dBuV)	Measure Level (dBuV/m)	Margin (dB)	Limit (dBuV/m)	Detector Type
1		5460.000	2.054	61.139	63.193	-10.777	73.970	PEAK
2		5468.850	2.082	64.398	66.480	-7.490	73.970	PEAK
3		5470.000	2.086	62.144	64.230	-24.070	88.300	PEAK
4	*	5503.050	2.186	106.903	109.089	35.119	73.970	PEAK

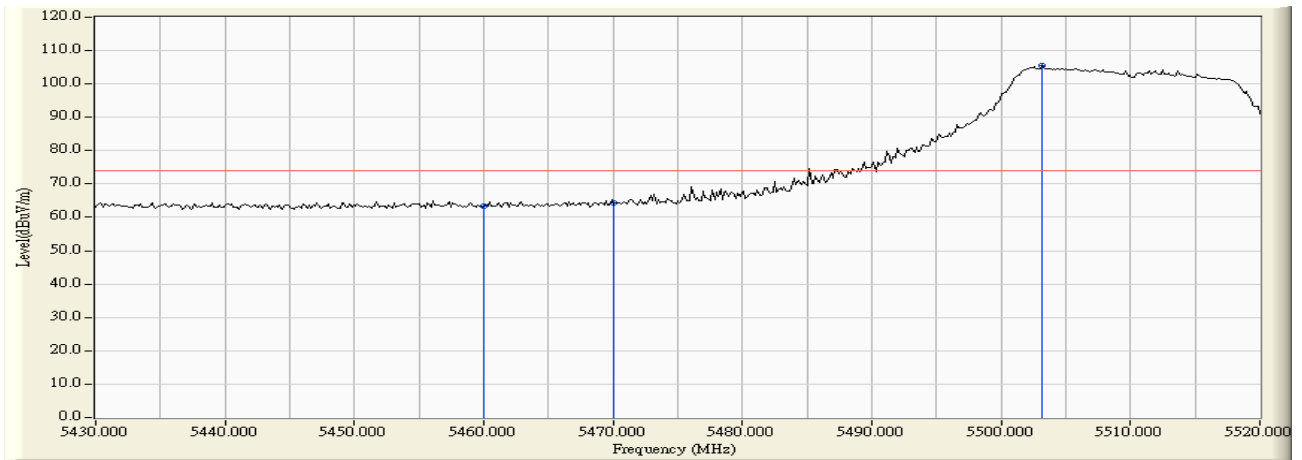
<b>Engineer : Jame</b>	
<b>Site : AC-2 (3m Semi-Anechoic Chamber)</b>	<b>Time : 2009/07/22 - 20:43</b>
<b>Limit : FCC_SpartC_15.209_03M_AV</b>	<b>Margin : 0</b>
<b>Probe : 9120D_499(1-18GHz) - HORIZONTAL</b>	<b>Power : AC 120V/60Hz</b>
<b>EUT : Wireless LAN Access Point</b>	<b>Note : Mode 2:Transmit at channel 5500MHz By 802.11n(20MHz) Chain B</b>



		Frequency (MHz)	Correct Factor (dB)	Reading Level (dBuV)	Measure Level (dBuV/m)	Margin (dB)	Limit (dBuV/m)	Detector Type
1		5460.000	2.054	49.132	51.186	-2.784	53.970	AVERAGE
2		5470.000	2.086	49.801	51.887	-16.413	68.300	AVERAGE
3	*	5502.600	2.185	95.573	97.758	43.788	53.970	AVERAGE

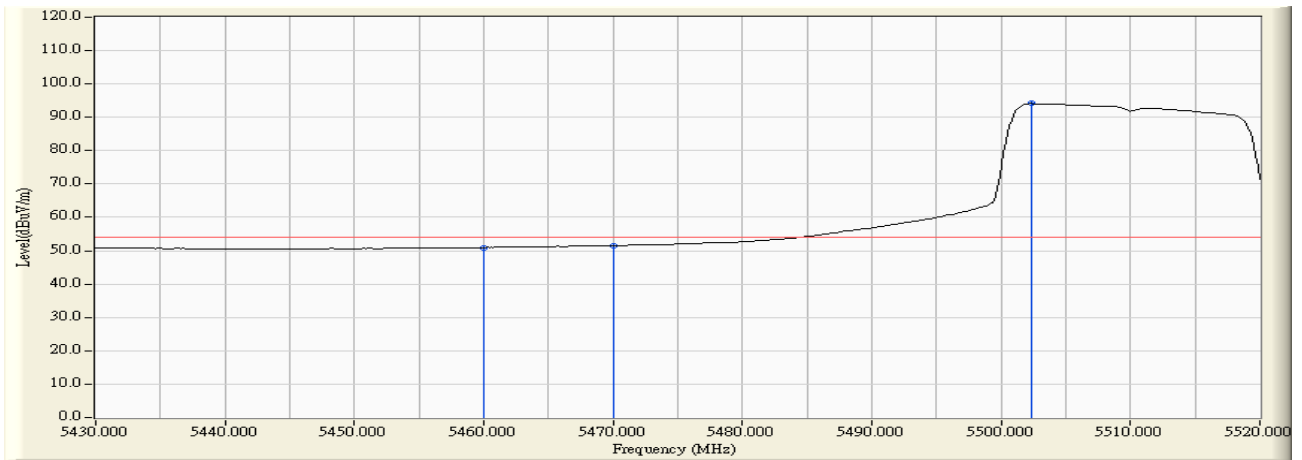


Engineer : Jame	
Site : AC-2 (3m Semi-Anechoic Chamber)	Time : 2009/07/22 - 20:44
Limit : FCC_SpartC_15.209_03M_PK	Margin : 0
Probe : 9120D_499(1-18GHz) - VERTICAL	Power : AC 120V/60Hz
EUT : Wireless LAN Access Point	Note : Mode 2:Transmit at channel 5500MHz By 802.11n(20MHz) Chain B



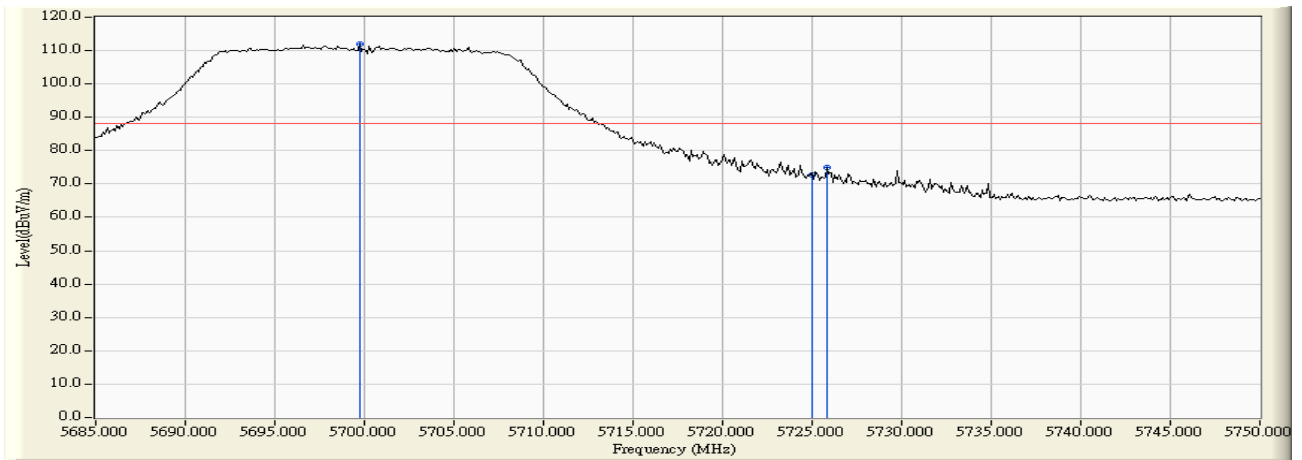
		Frequency (MHz)	Correct Factor (dB)	Reading Level (dBuV)	Measure Level (dBuV/m)	Margin (dB)	Limit (dBuV/m)	Detector Type
1		5460.000	2.054	61.254	63.308	-10.662	73.970	PEAK
2		5470.000	2.086	62.154	64.240	-24.060	88.300	PEAK
3	*	5503.200	2.187	103.216	105.402	31.432	73.970	PEAK

<b>Engineer : Jame</b>	
<b>Site : AC-2 (3m Semi-Anechoic Chamber)</b>	<b>Time : 2009/07/22 - 20:45</b>
<b>Limit : FCC_SpartC_15.209_03M_AV</b>	<b>Margin : 0</b>
<b>Probe : 9120D_499(1-18GHz) - VERTICAL</b>	<b>Power : AC 120V/60Hz</b>
<b>EUT : Wireless LAN Access Point</b>	<b>Note : Mode 2:Transmit at channel 5500MHz By 802.11n(20MHz) Chain B</b>



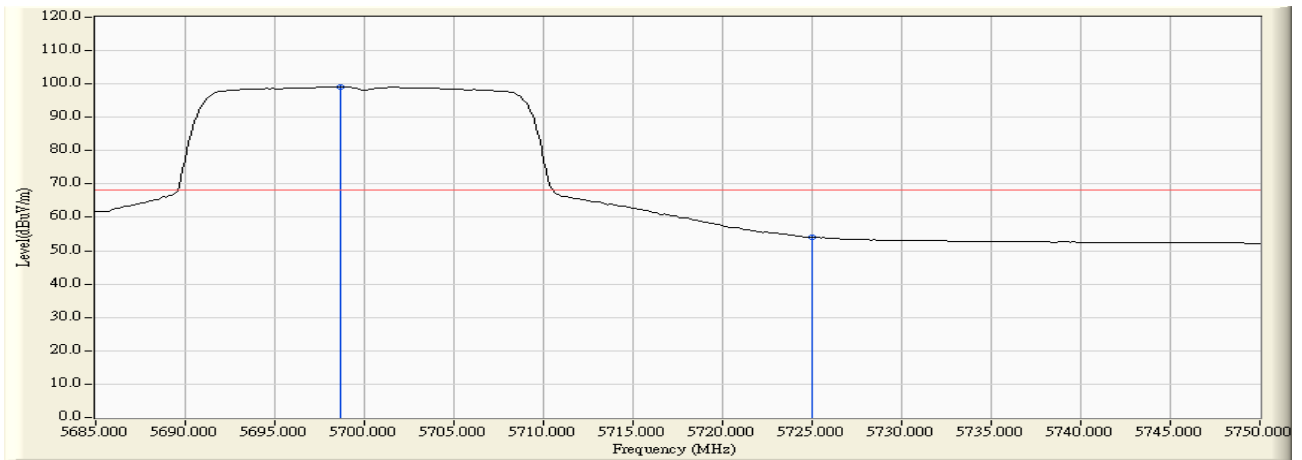
		Frequency (MHz)	Correct Factor (dB)	Reading Level (dBuV)	Measure Level (dBuV/m)	Margin (dB)	Limit (dBuV/m)	Detector Type
1		5460.000	2.054	48.902	50.956	-3.014	53.970	AVERAGE
2		5470.000	2.086	49.446	51.532	-16.768	68.300	AVERAGE
3	*	5502.300	2.184	91.930	94.114	40.144	53.970	AVERAGE

<b>Engineer : Jame</b>	
<b>Site : AC-2 (3m Semi-Anechoic Chamber)</b>	<b>Time : 2009/08/09 - 11:20</b>
<b>Limit : FCC_SPARTE_15.407_03M_PK</b>	<b>Margin : 0</b>
<b>Probe : 9120D_499(1-18GHz) - HORIZONTAL</b>	<b>Power : AC 120V/60Hz</b>
<b>EUT : Wireless LAN Access Point</b>	<b>Note : Mode 2:Transmit at channel 5700MHz By 802.11n(20MHZ) Chain B</b>



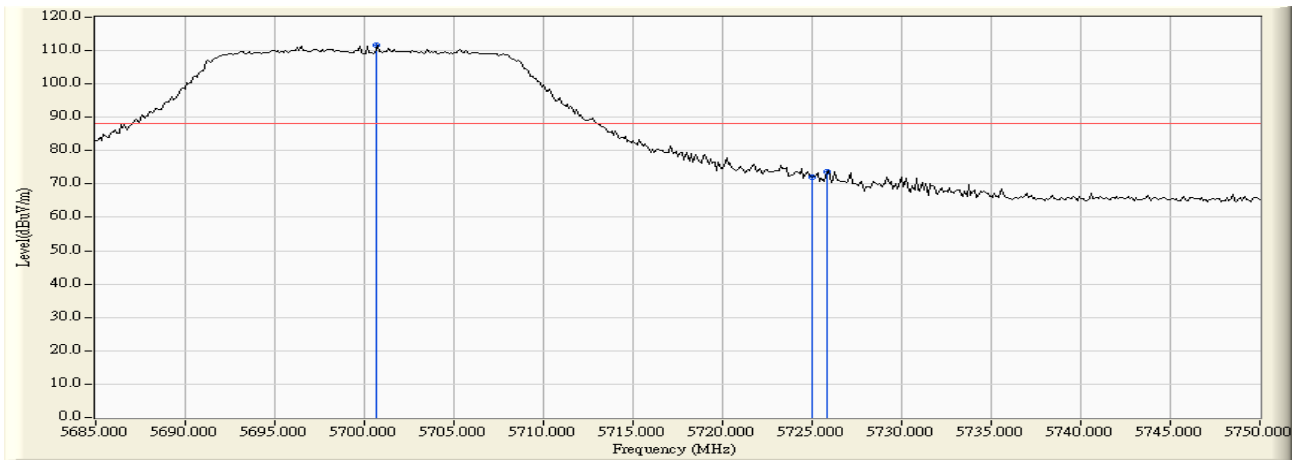
		Frequency (MHz)	Correct Factor (dB)	Reading Level (dBuV)	Measure Level (dBuV/m)	Margin (dB)	Limit (dBuV/m)	Detector Type
1	*	5699.733	2.620	109.283	111.903	N/A	N/A	PEAK
2		5725.000	2.763	70.068	72.831	-15.469	88.300	PEAK
3		5725.842	2.770	72.327	75.097	-13.203	88.300	PEAK

<b>Engineer : Jame</b>	
<b>Site : AC-2 (3m Semi-Anechoic Chamber)</b>	<b>Time : 2009/08/09 - 11:21</b>
<b>Limit : FCC_SPARTE_15.407_03M_AV</b>	<b>Margin : 0</b>
<b>Probe : 9120D_499(1-18GHz) - HORIZONTAL</b>	<b>Power : AC 120V/60Hz</b>
<b>EUT : Wireless LAN Access Point</b>	<b>Note : Mode 2:Transmit at channel 5700MHz By 802.11n(20MHZ) Chain B</b>



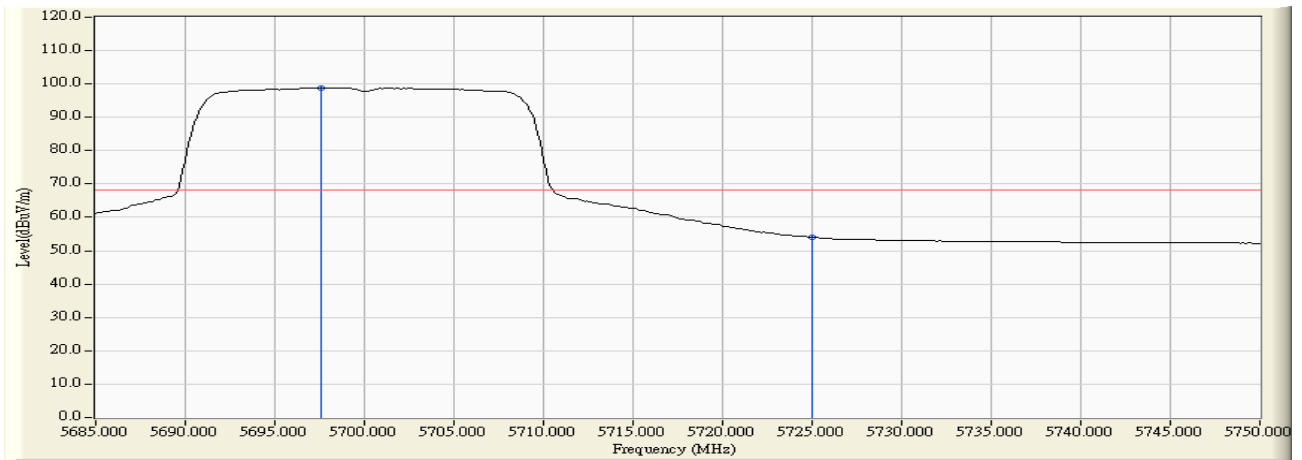
		Frequency (MHz)	Correct Factor (dB)	Reading Level (dBuV)	Measure Level (dBuV/m)	Margin (dB)	Limit (dBuV/m)	Detector Type
1	*	5698.650	2.618	96.596	99.214	N/A	N/A	AVERAGE
2		5725.000	2.763	51.348	54.111	-14.189	68.300	AVERAGE

<b>Engineer : Jame</b>	
<b>Site : AC-2 (3m Semi-Anechoic Chamber)</b>	<b>Time : 2009/08/09 - 11:22</b>
<b>Limit : FCC_SPARTE_15.407_03M_PK</b>	<b>Margin : 0</b>
<b>Probe : 9120D_499(1-18GHz) - VERTICAL</b>	<b>Power : AC 120V/60Hz</b>
<b>EUT : Wireless LAN Access Point</b>	<b>Note : Mode 2:Transmit at channel 5700MHz By 802.11n(20MHZ) Chain B</b>



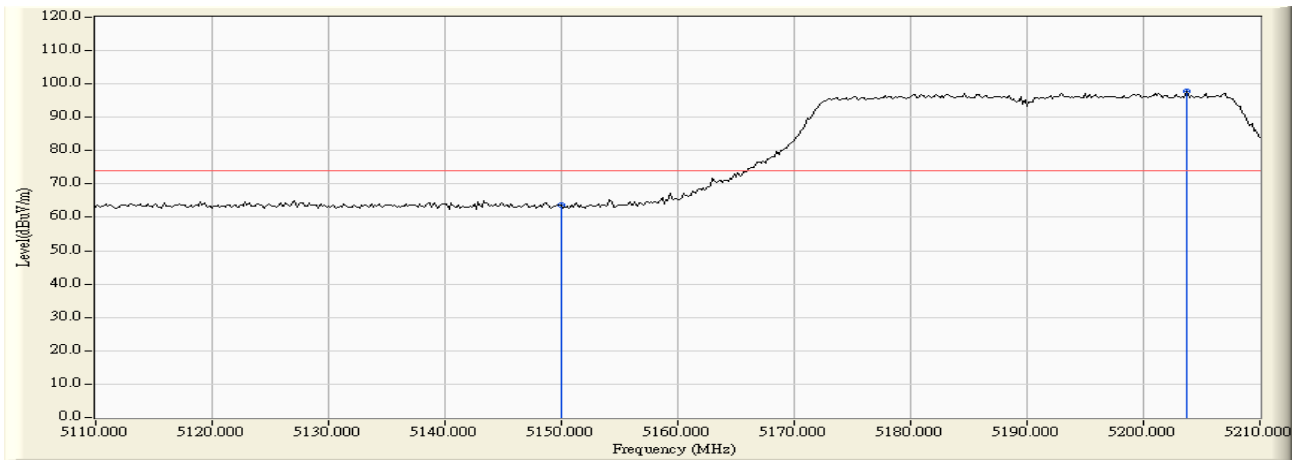
		Frequency (MHz)	Correct Factor (dB)	Reading Level (dBuV)	Measure Level (dBuV/m)	Margin (dB)	Limit (dBuV/m)	Detector Type
1	*	5700.708	2.622	109.093	111.716	N/A	N/A	PEAK
2		5725.000	2.763	69.343	72.106	-16.194	88.300	PEAK
3		5725.842	2.770	71.030	73.800	-14.500	88.300	PEAK

<b>Engineer : Jame</b>	
<b>Site : AC-2 (3m Semi-Anechoic Chamber)</b>	<b>Time : 2009/08/09 - 11:23</b>
<b>Limit : FCC_SPARTE_15.407_03M_AV</b>	<b>Margin : 0</b>
<b>Probe : 9120D_499(1-18GHz) - VERTICAL</b>	<b>Power : AC 120V/60Hz</b>
<b>EUT : Wireless LAN Access Point</b>	<b>Note : Mode 2:Transmit at channel 5700MHz By 802.11n(20MHZ) Chain B</b>



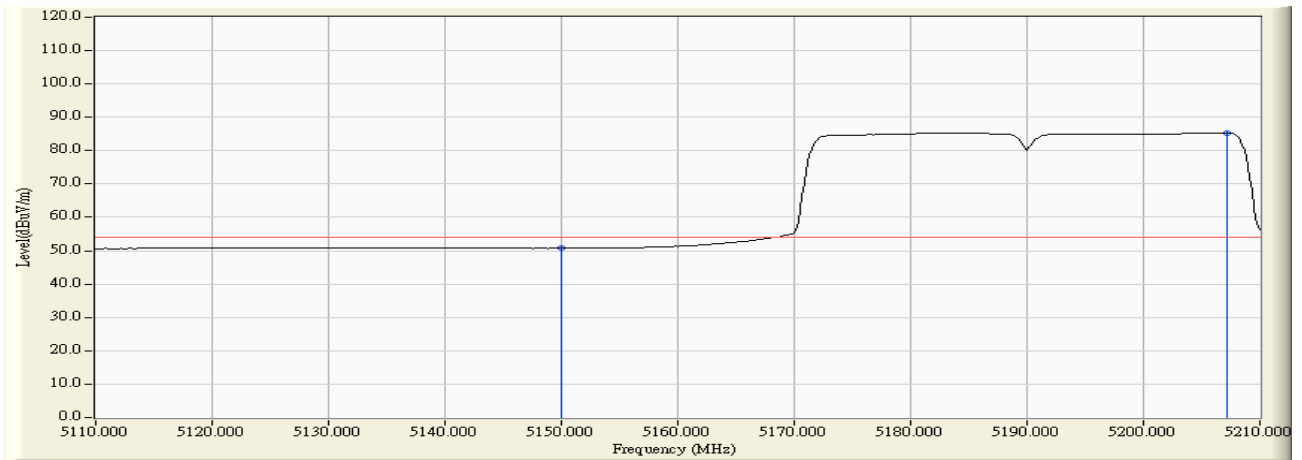
		Frequency (MHz)	Correct Factor (dB)	Reading Level (dBuV)	Measure Level (dBuV/m)	Margin (dB)	Limit (dBuV/m)	Detector Type
1	*	5697.567	2.616	96.195	98.810	N/A	N/A	AVERAGE
2		5725.000	2.763	51.209	53.972	-14.328	68.300	AVERAGE

<b>Engineer : Jame</b>	
<b>Site : AC-2 (3m Semi-Anechoic Chamber)</b>	<b>Time : 2009/07/22 - 20:46</b>
<b>Limit : FCC_SpartC_15.209_03M_PK</b>	<b>Margin : 0</b>
<b>Probe : 9120D_499(1-18GHz) - HORIZONTAL</b>	<b>Power : AC 120V/60Hz</b>
<b>EUT : Wireless LAN Access Point</b>	<b>Note : Mode 3:Transmit at channel 5190MHz By 802.11n(40MHz) Chain B</b>



		Frequency (MHz)	Correct Factor (dB)	Reading Level (dBuV)	Measure Level (dBuV/m)	Margin (dB)	Limit (dBuV/m)	Detector Type
1		5150.000	1.093	62.606	63.699	-10.271	73.970	PEAK
2	*	5203.667	1.145	96.614	97.759	23.789	73.970	PEAK

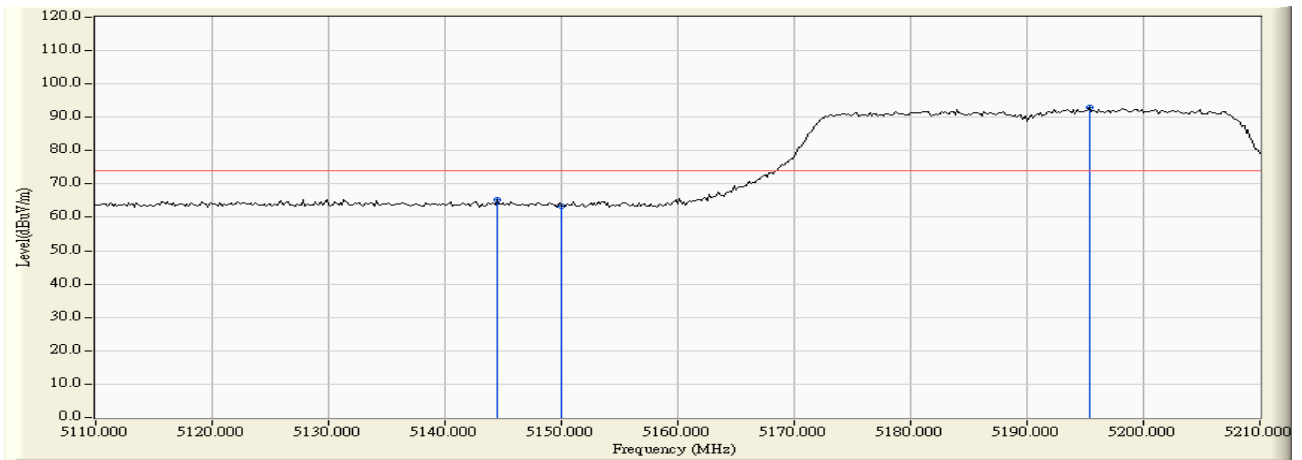
Engineer : Jame	
Site : AC-2 (3m Semi-Anechoic Chamber)	Time : 2009/07/22 - 20:47
Limit : FCC_SpartC_15.209_03M_AV	Margin : 0
Probe : 9120D_499(1-18GHz) - HORIZONTAL	Power : AC 120V/60Hz
EUT : Wireless LAN Access Point	Note : Mode 3:Transmit at channel 5190MHz By 802.11n(40MHz) Chain B



		Frequency (MHz)	Correct Factor (dB)	Reading Level (dBuV)	Measure Level (dBuV/m)	Margin (dB)	Limit (dBuV/m)	Detector Type
1		5150.000	1.093	49.628	50.721	-3.249	53.970	AVERAGE
2	*	5207.167	1.137	84.211	85.349	31.379	53.970	AVERAGE

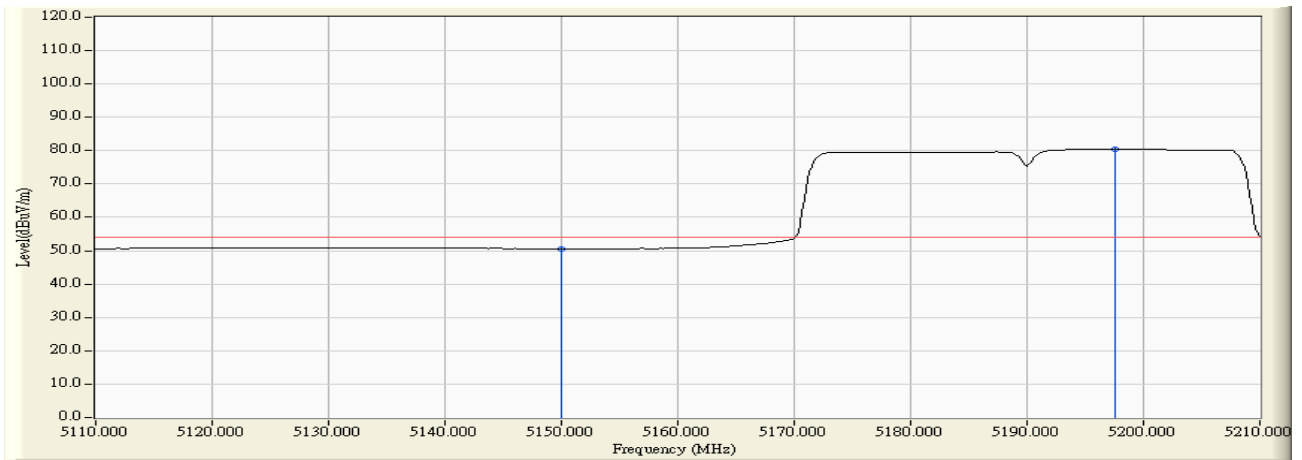


Engineer : Jame	
Site : AC-2 (3m Semi-Anechoic Chamber)	Time : 2009/07/22 - 20:49
Limit : FCC_SpartC_15.209_03M_PK	Margin : 0
Probe : 9120D_499(1-18GHz) - VERTICAL	Power : AC 120V/60Hz
EUT : Wireless LAN Access Point	Note : Mode 3:Transmit at channel 5190MHz By 802.11n(40MHz) Chain B



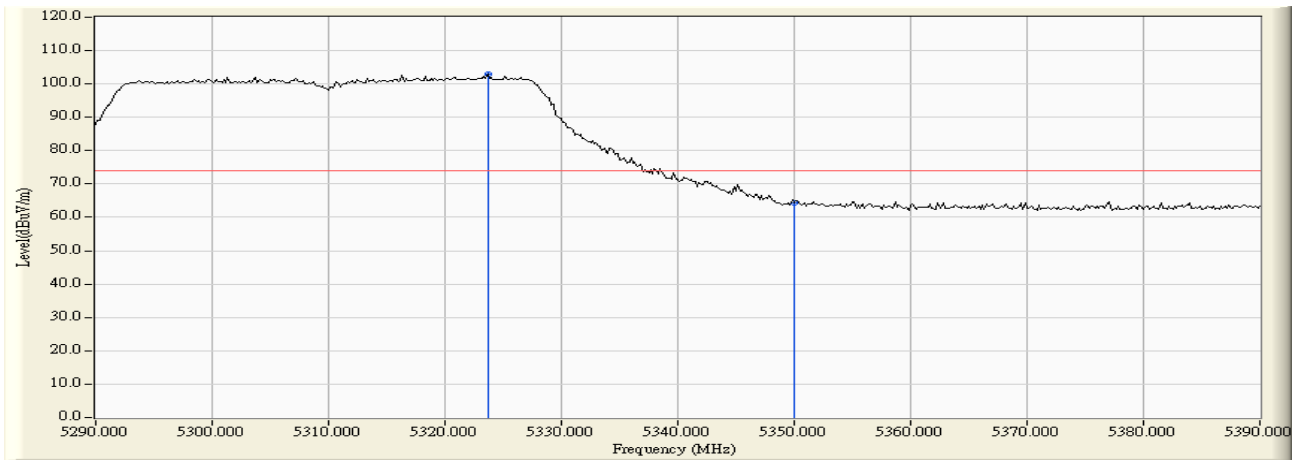
		Frequency (MHz)	Correct Factor (dB)	Reading Level (dBuV)	Measure Level (dBuV/m)	Margin (dB)	Limit (dBuV/m)	Detector Type
1		5144.500	1.084	64.190	65.274	-8.696	73.970	PEAK
2		5150.000	1.093	62.148	63.241	-10.729	73.970	PEAK
3	*	5195.333	1.151	91.696	92.848	18.878	73.970	PEAK

<b>Engineer : Jame</b>	
<b>Site : AC-2 (3m Semi-Anechoic Chamber)</b>	<b>Time : 2009/07/22 - 20:49</b>
<b>Limit : FCC_SpartC_15.209_03M_AV</b>	<b>Margin : 0</b>
<b>Probe : 9120D_499(1-18GHz) - VERTICAL</b>	<b>Power : AC 120V/60Hz</b>
<b>EUT : Wireless LAN Access Point</b>	<b>Note : Mode 3:Transmit at channel 5190MHz By 802.11n(40MHz) Chain B</b>



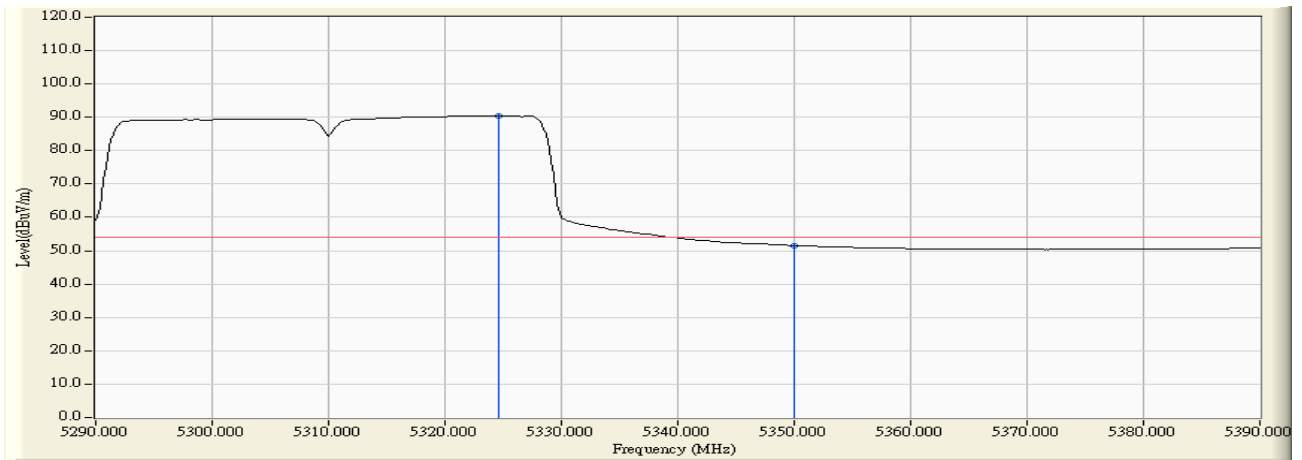
		Frequency (MHz)	Correct Factor (dB)	Reading Level (dBuV)	Measure Level (dBuV/m)	Margin (dB)	Limit (dBuV/m)	Detector Type
1		5150.000	1.093	49.558	50.651	-3.319	53.970	AVERAGE
2	*	5197.500	1.153	79.377	80.531	26.561	53.970	AVERAGE

<b>Engineer : Jame</b>	
<b>Site : AC-2 (3m Semi-Anechoic Chamber)</b>	<b>Time : 2009/07/22 - 20:52</b>
<b>Limit : FCC_SpartC_15.209_03M_PK</b>	<b>Margin : 0</b>
<b>Probe : 9120D_499(1-18GHz) - HORIZONTAL</b>	<b>Power : AC 120V/60Hz</b>
<b>EUT : Wireless LAN Access Point</b>	<b>Note : Mode 3:Transmit at channel 5310MHz By 802.11n(40MHz) Chain B</b>



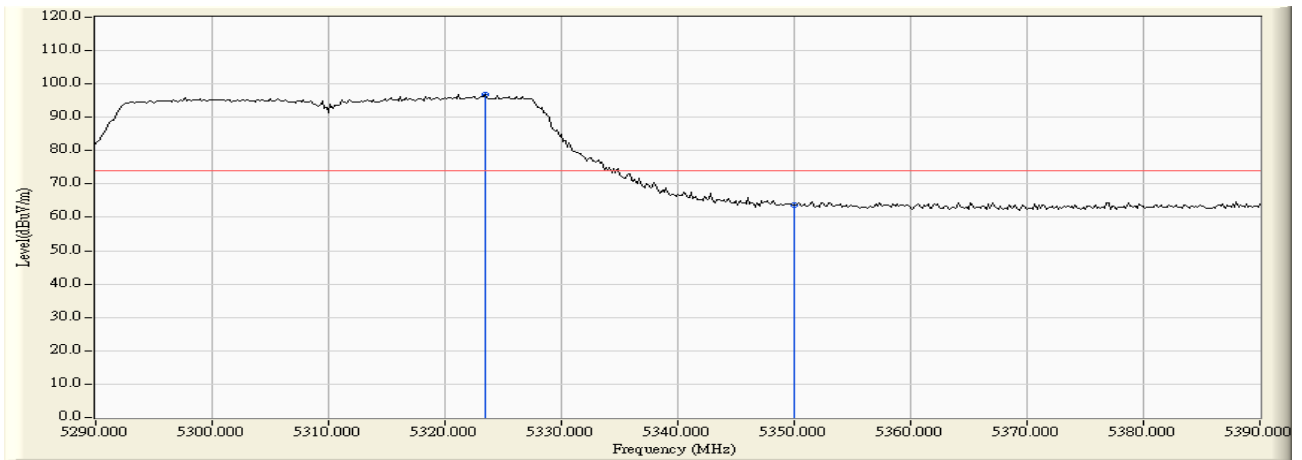
		Frequency (MHz)	Correct Factor (dB)	Reading Level (dBuV)	Measure Level (dBuV/m)	Margin (dB)	Limit (dBuV/m)	Detector Type
1	*	5323.667	1.371	101.666	103.037	29.067	73.970	PEAK
2		5350.000	1.298	63.164	64.462	-9.508	73.970	PEAK

Engineer : Jame	
Site : AC-2 (3m Semi-Anechoic Chamber)	Time : 2009/07/22 - 20:52
Limit : FCC_SpartC_15.209_03M_AV	Margin : 0
Probe : 9120D_499(1-18GHz) - HORIZONTAL	Power : AC 120V/60Hz
EUT : Wireless LAN Access Point	Note : Mode 3:Transmit at channel 5310MHz By 802.11n(40MHz) Chain B



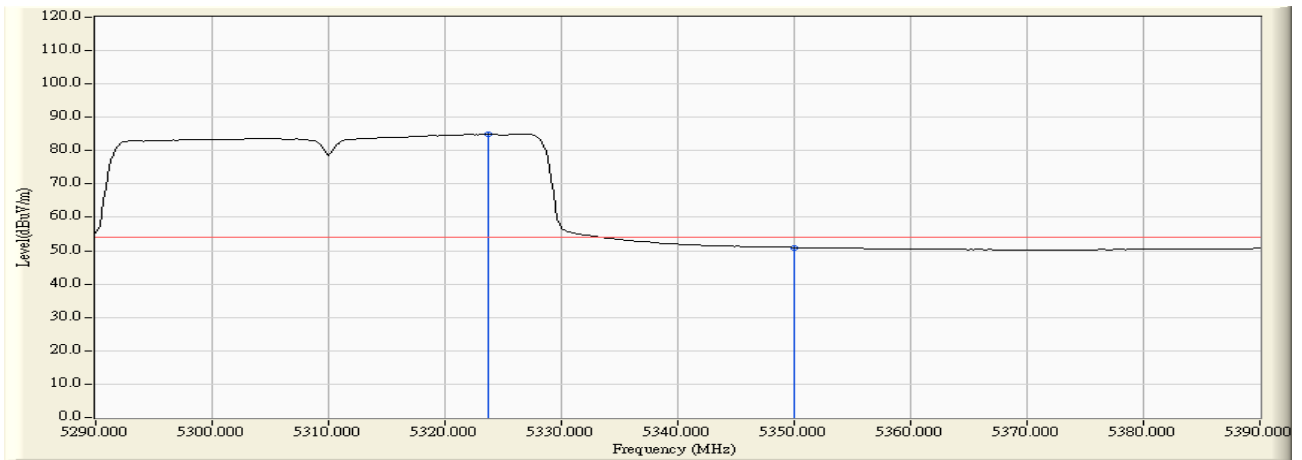
		Frequency (MHz)	Correct Factor (dB)	Reading Level (dBuV)	Measure Level (dBuV/m)	Margin (dB)	Limit (dBuV/m)	Detector Type
1	*	5324.667	1.366	89.062	90.429	36.459	53.970	AVERAGE
2		5350.000	1.298	50.238	51.536	-2.434	53.970	AVERAGE

Engineer : Jame	
Site : AC-2 (3m Semi-Anechoic Chamber)	Time : 2009/07/22 - 20:53
Limit : FCC_SpartC_15.209_03M_PK	Margin : 0
Probe : 9120D_499(1-18GHz) - VERTICAL	Power : AC 120V/60Hz
EUT : Wireless LAN Access Point	Note : Mode 3:Transmit at channel 5310MHz By 802.11n(40MHz) Chain B



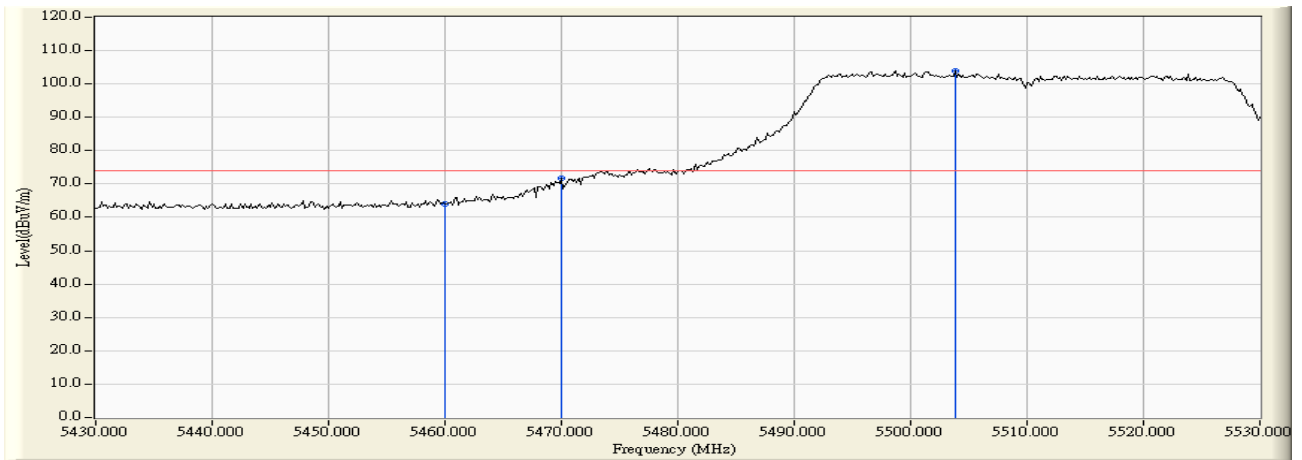
		Frequency (MHz)	Correct Factor (dB)	Reading Level (dBuV)	Measure Level (dBuV/m)	Margin (dB)	Limit (dBuV/m)	Detector Type
1	*	5323.500	1.372	95.457	96.828	22.858	73.970	PEAK
2		5350.000	1.298	62.405	63.703	-10.267	73.970	PEAK

<b>Engineer : Jame</b>	
<b>Site : AC-2 (3m Semi-Anechoic Chamber)</b>	<b>Time : 2009/07/22 - 20:54</b>
<b>Limit : FCC_SpartC_15.209_03M_AV</b>	<b>Margin : 0</b>
<b>Probe : 9120D_499(1-18GHz) - VERTICAL</b>	<b>Power : AC 120V/60Hz</b>
<b>EUT : Wireless LAN Access Point</b>	<b>Note : Mode 3:Transmit at channel 5310MHz By 802.11n(40MHz) Chain B</b>



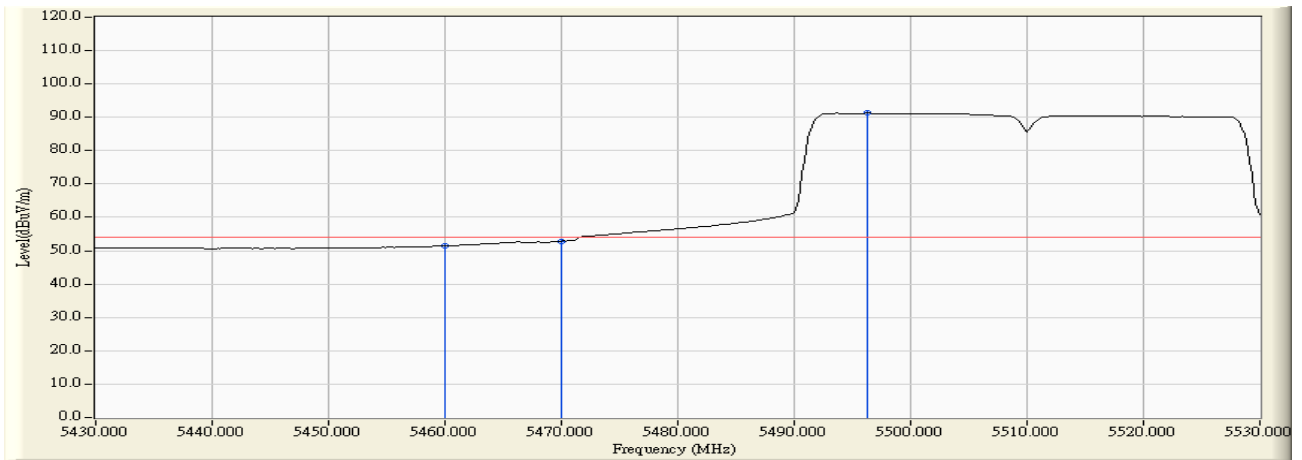
		Frequency (MHz)	Correct Factor (dB)	Reading Level (dBuV)	Measure Level (dBuV/m)	Margin (dB)	Limit (dBuV/m)	Detector Type
1	*	5323.667	1.371	83.581	84.952	30.982	53.970	AVERAGE
2		5350.000	1.298	49.684	50.982	-2.988	53.970	AVERAGE

Engineer : Jame	
Site : AC-2 (3m Semi-Anechoic Chamber)	Time : 2009/07/22 - 20:56
Limit : FCC_SpartC_15.209_03M_PK	Margin : 0
Probe : 9120D_499(1-18GHz) - HORIZONTAL	Power : AC 120V/60Hz
EUT : Wireless LAN Access Point	Note : Mode 3:Transmit at channel 5510MHz By 802.11n(40MHz) Chain B



		Frequency (MHz)	Correct Factor (dB)	Reading Level (dBuV)	Measure Level (dBuV/m)	Margin (dB)	Limit (dBuV/m)	Detector Type
1		5460.000	2.054	61.864	63.918	-10.052	73.970	PEAK
2		5470.000	2.086	69.604	71.690	-16.610	88.300	PEAK
3	*	5503.833	2.188	101.639	103.827	29.857	73.970	PEAK

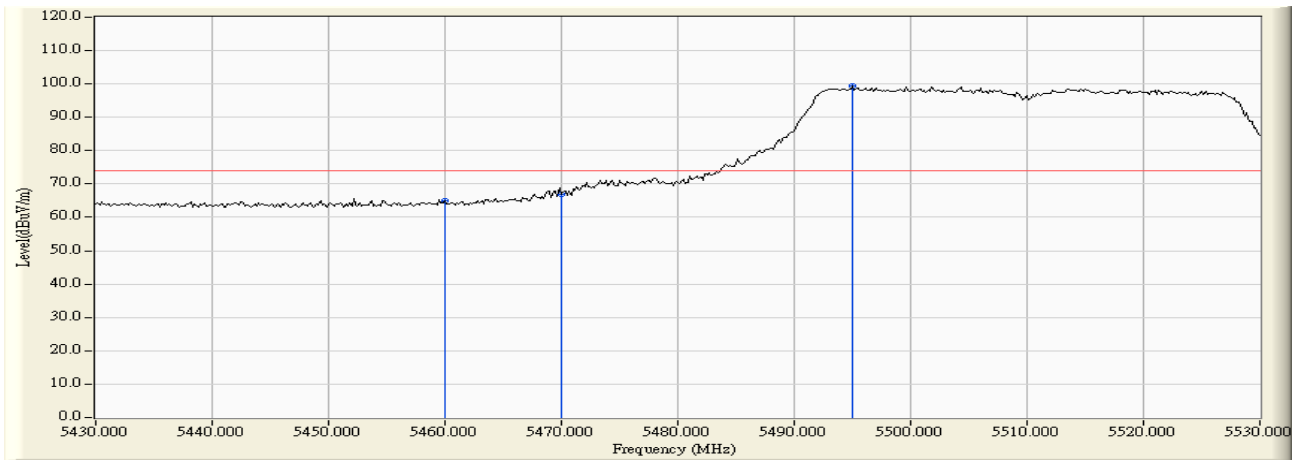
Engineer : Jame	
Site : AC-2 (3m Semi-Anechoic Chamber)	Time : 2009/07/22 - 20:57
Limit : FCC_SpartC_15.209_03M_AV	Margin : 0
Probe : 9120D_499(1-18GHz) - HORIZONTAL	Power : AC 120V/60Hz
EUT : Wireless LAN Access Point	Note : Mode 3:Transmit at channel 5510MHz By 802.11n(40MHz) Chain B



		Frequency (MHz)	Correct Factor (dB)	Reading Level (dBuV)	Measure Level (dBuV/m)	Margin (dB)	Limit (dBuV/m)	Detector Type
1		5460.000	2.054	49.421	51.475	-2.495	53.970	AVERAGE
2		5470.000	2.086	50.833	52.919	-15.381	68.300	AVERAGE
3	*	5496.333	2.172	89.052	91.224	37.254	53.970	AVERAGE

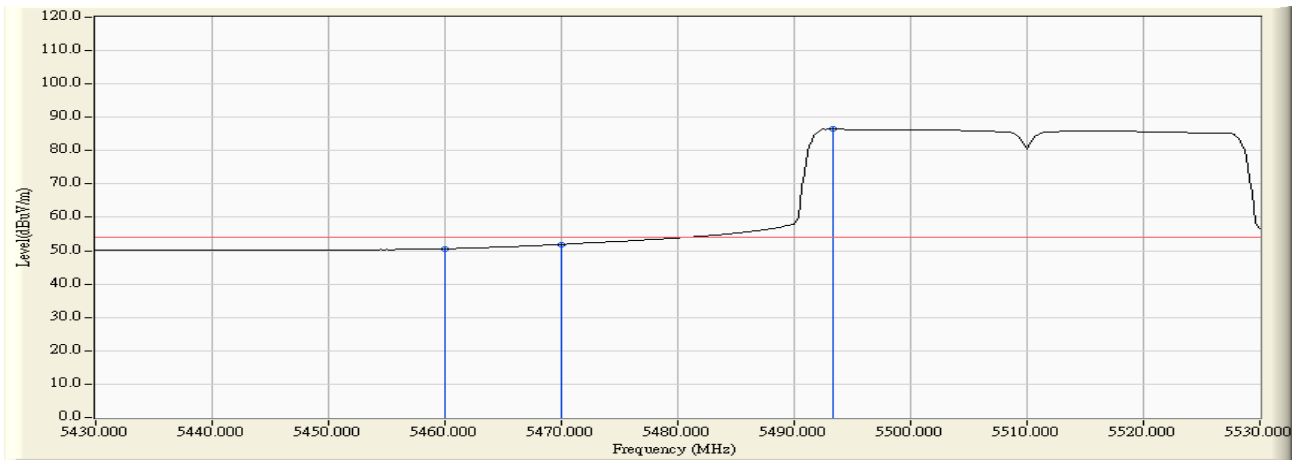


Engineer : Jame	
Site : AC-2 (3m Semi-Anechoic Chamber)	Time : 2009/07/22 - 21:00
Limit : FCC_SpartC_15.209_03M_PK	Margin : 0
Probe : 9120D_499(1-18GHz) - VERTICAL	Power : AC 120V/60Hz
EUT : Wireless LAN Access Point	Note : Mode 3:Transmit at channel 5510MHz By 802.11n(40MHz) Chain B



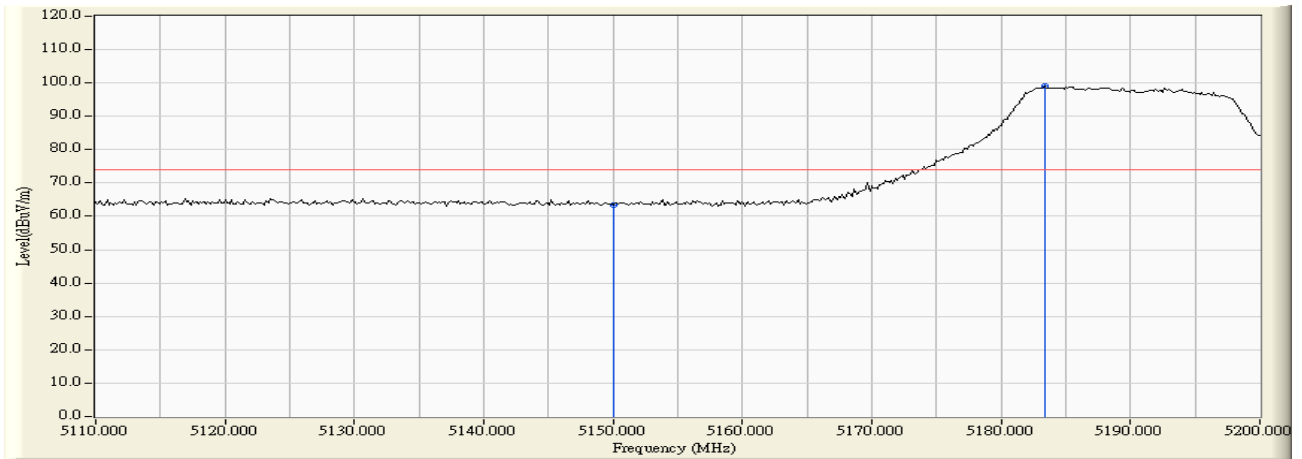
		Frequency (MHz)	Correct Factor (dB)	Reading Level (dBuV)	Measure Level (dBuV/m)	Margin (dB)	Limit (dBuV/m)	Detector Type
1		5460.000	2.054	62.973	65.027	-8.943	73.970	PEAK
2		5470.000	2.086	64.934	67.020	-21.280	88.300	PEAK
3	*	5495.000	2.168	97.299	99.468	25.498	73.970	PEAK

<b>Engineer : Jame</b>	
<b>Site : AC-2 (3m Semi-Anechoic Chamber)</b>	<b>Time : 2009/07/22 - 21:00</b>
<b>Limit : FCC_SpartC_15.209_03M_AV</b>	<b>Margin : 0</b>
<b>Probe : 9120D_499(1-18GHz) - VERTICAL</b>	<b>Power : AC 120V/60Hz</b>
<b>EUT : Wireless LAN Access Point</b>	<b>Note : Mode 3:Transmit at channel 5510MHz By 802.11n(40MHz) Chain B</b>



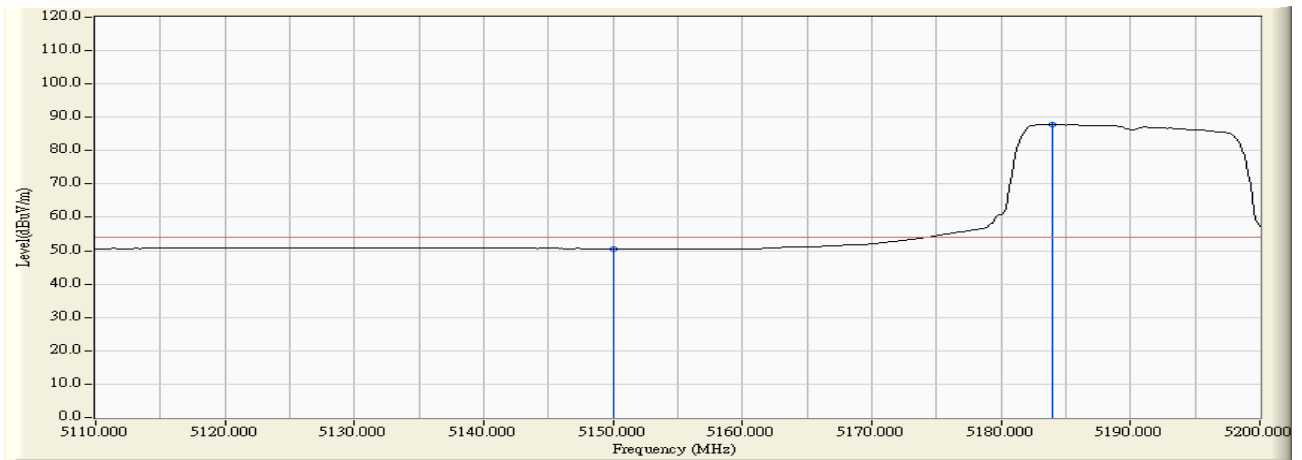
		Frequency (MHz)	Correct Factor (dB)	Reading Level (dBuV)	Measure Level (dBuV/m)	Margin (dB)	Limit (dBuV/m)	Detector Type
1		5460.000	2.054	48.548	50.602	-3.368	53.970	AVERAGE
2		5470.000	2.086	49.793	51.879	-16.421	68.300	AVERAGE
3	*	5493.333	2.165	84.294	86.459	32.489	53.970	AVERAGE

Engineer : Jame	
Site : AC-2 (3m Semi-Anechoic Chamber)	Time : 2009/07/22 - 21:03
Limit : FCC_SpartC_15.209_03M_PK	Margin : 0
Probe : 9120D_499(1-18GHz) - HORIZONTAL	Power : AC 120V/60Hz
EUT : Wireless LAN Access Point	Note : Mode 1:Transmit at channel 5180MHz By 802.11a Chain C



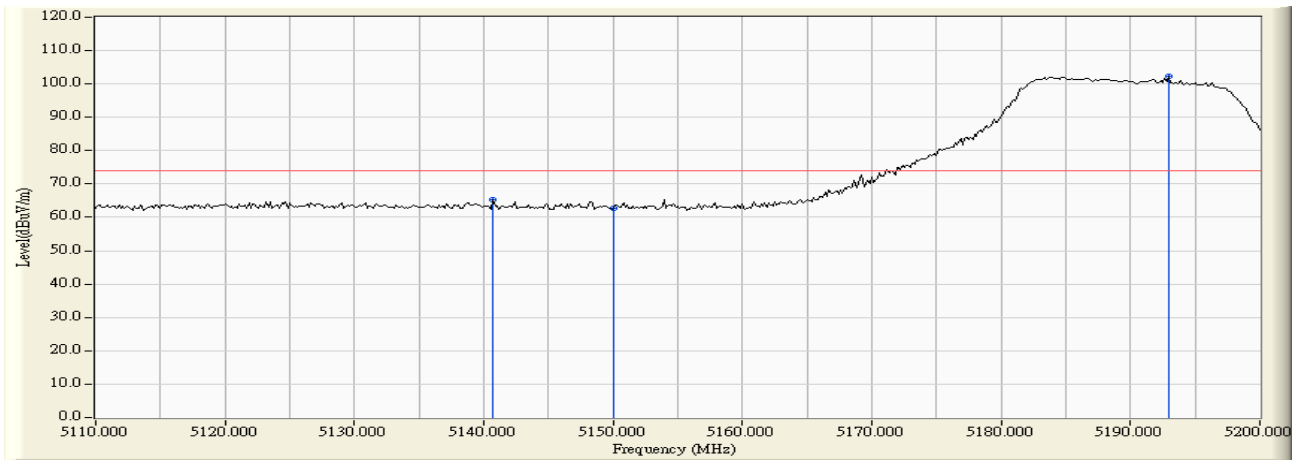
		Frequency (MHz)	Correct Factor (dB)	Reading Level (dBuV)	Measure Level (dBuV/m)	Margin (dB)	Limit (dBuV/m)	Detector Type
1		5150.000	1.093	62.364	63.457	-10.513	73.970	PEAK
2	*	5183.350	1.141	97.813	98.954	N/A	N/A	PEAK

<b>Engineer : Jame</b>	
<b>Site : AC-2 (3m Semi-Anechoic Chamber)</b>	<b>Time : 2009/07/22 - 21:04</b>
<b>Limit : FCC_SpartC_15.209_03M_AV</b>	<b>Margin : 0</b>
<b>Probe : 9120D_499(1-18GHz) - HORIZONTAL</b>	<b>Power : AC 120V/60Hz</b>
<b>EUT : Wireless LAN Access Point</b>	<b>Note : Mode 1:Transmit at channel 5180MHz By 802.11a Chain C</b>



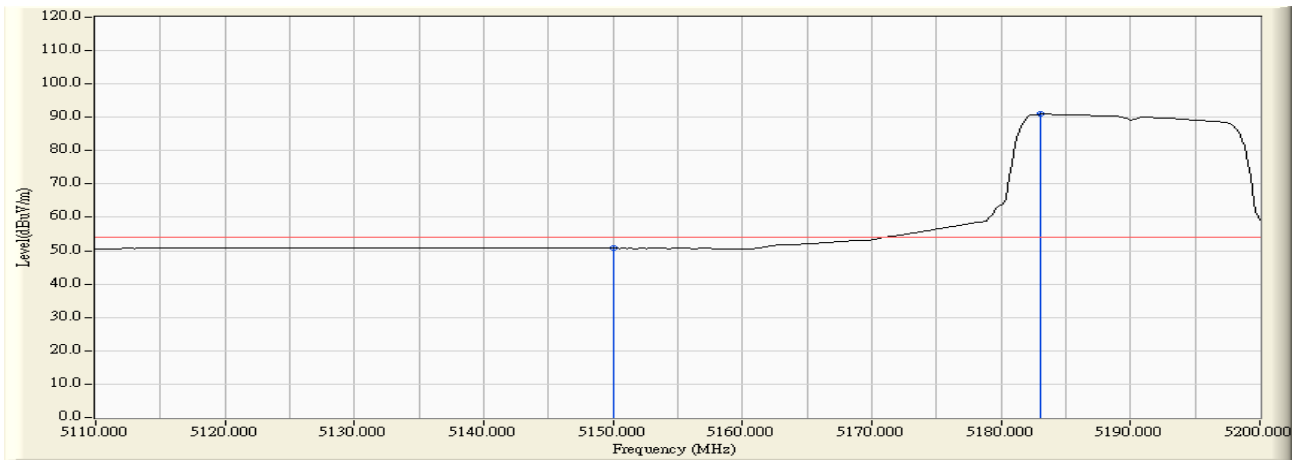
		Frequency (MHz)	Correct Factor (dB)	Reading Level (dBuV)	Measure Level (dBuV/m)	Margin (dB)	Limit (dBuV/m)	Detector Type
1		5150.000	1.093	49.534	50.627	-3.343	53.970	AVERAGE
2	*	5183.950	1.141	86.630	87.771	N/A	N/A	AVERAGE

Engineer : Jame	
Site : AC-2 (3m Semi-Anechoic Chamber)	Time : 2009/07/22 - 21:04
Limit : FCC_SpartC_15.209_03M_PK	Margin : 0
Probe : 9120D_499(1-18GHz) - VERTICAL	Power : AC 120V/60Hz
EUT : Wireless LAN Access Point	Note : Mode 1:Transmit at channel 5180MHz By 802.11a Chain C



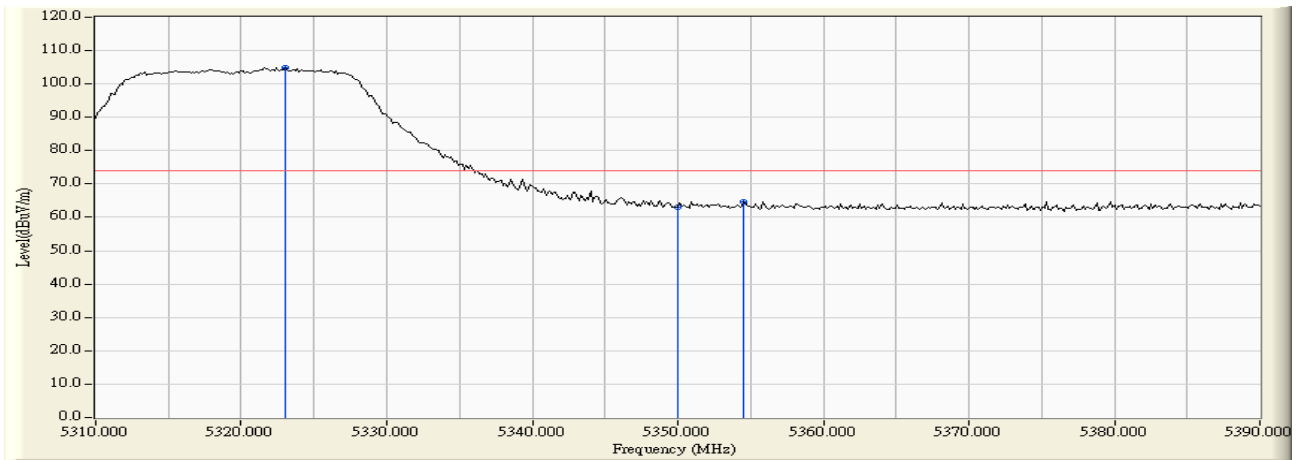
		Frequency (MHz)	Correct Factor (dB)	Reading Level (dBuV)	Measure Level (dBuV/m)	Margin (dB)	Limit (dBuV/m)	Detector Type
1		5140.750	1.077	64.164	65.241	-8.729	73.970	PEAK
2		5150.000	1.093	61.609	62.702	-11.268	73.970	PEAK
3	*	5192.950	1.149	101.002	102.151	N/A	N/A	PEAK

Engineer : Jame	
Site : AC-2 (3m Semi-Anechoic Chamber)	Time : 2009/07/22 - 21:05
Limit : FCC_SpartC_15.209_03M_AV	Margin : 0
Probe : 9120D_499(1-18GHz) - VERTICAL	Power : AC 120V/60Hz
EUT : Wireless LAN Access Point	Note : Mode 1:Transmit at channel 5180MHz By 802.11a Chain C



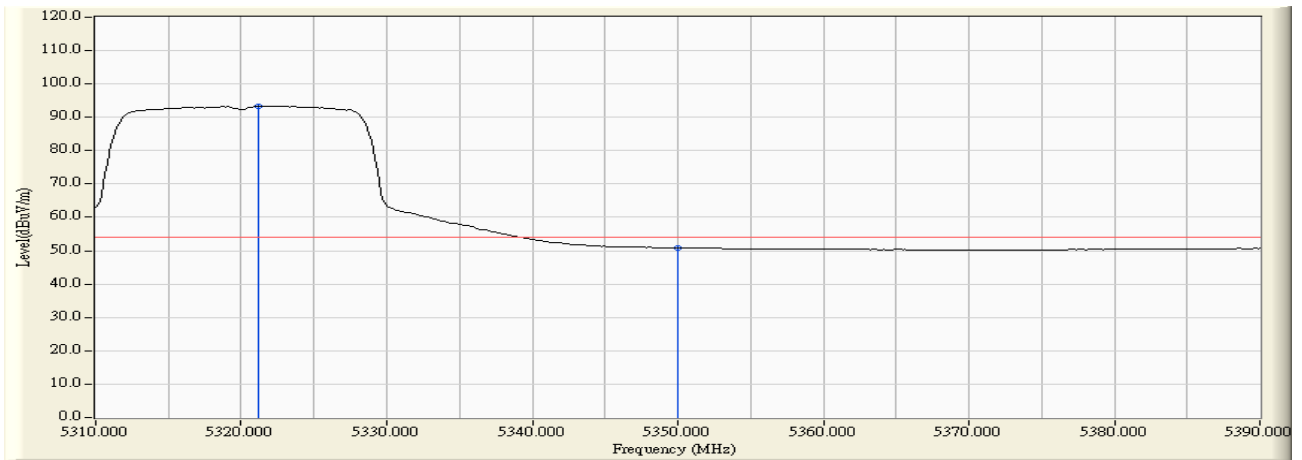
		Frequency (MHz)	Correct Factor (dB)	Reading Level (dBuV)	Measure Level (dBuV/m)	Margin (dB)	Limit (dBuV/m)	Detector Type
1		5150.000	1.093	49.637	50.730	-3.240	53.970	AVERAGE
2	*	5183.050	1.140	89.913	91.053	N/A	N/A	AVERAGE

<b>Engineer : Jame</b>	
<b>Site : AC-2 (3m Semi-Anechoic Chamber)</b>	<b>Time : 2009/07/22 - 21:07</b>
<b>Limit : FCC_SpartC_15.209_03M_PK</b>	<b>Margin : 0</b>
<b>Probe : 9120D_499(1-18GHz) - HORIZONTAL</b>	<b>Power : AC 120V/60Hz</b>
<b>EUT : Wireless LAN Access Point</b>	<b>Note : Mode 1:Transmit at channel 5320MHz By 802.11a Chain C</b>



		Frequency (MHz)	Correct Factor (dB)	Reading Level (dBuV)	Measure Level (dBuV/m)	Margin (dB)	Limit (dBuV/m)	Detector Type
1	*	5323.067	1.373	103.513	104.886	N/A	N/A	PEAK
2		5350.000	1.298	61.857	63.155	-10.815	73.970	PEAK
3		5354.533	1.299	63.452	64.751	-9.219	73.970	PEAK

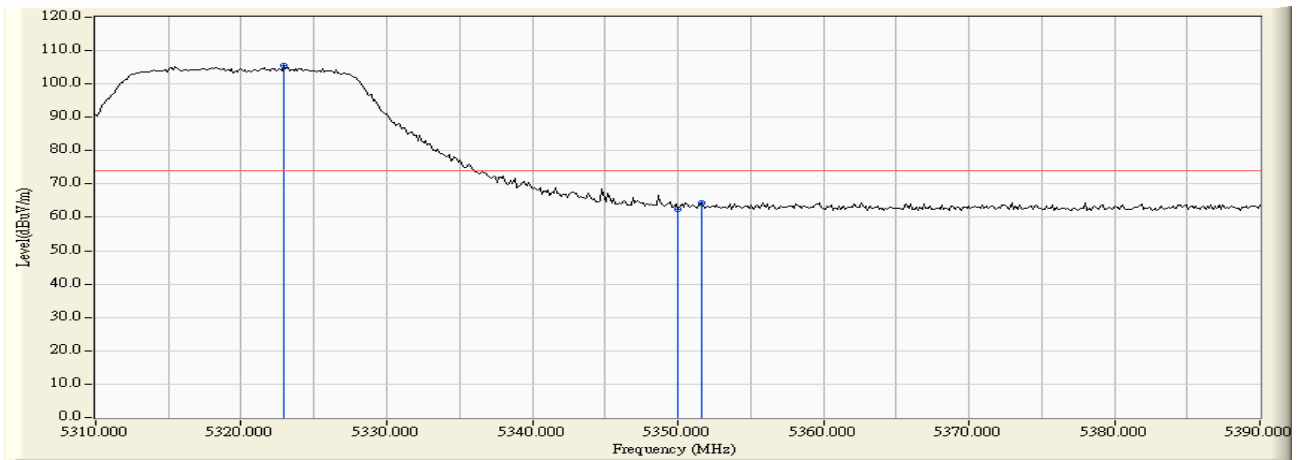
<b>Engineer : Jame</b>	
<b>Site : AC-2 (3m Semi-Anechoic Chamber)</b>	<b>Time : 2009/07/22 - 21:08</b>
<b>Limit : FCC_SpartC_15.209_03M_AV</b>	<b>Margin : 0</b>
<b>Probe : 9120D_499(1-18GHz) - HORIZONTAL</b>	<b>Power : AC 120V/60Hz</b>
<b>EUT : Wireless LAN Access Point</b>	<b>Note : Mode 1:Transmit at channel 5320MHz By 802.11a Chain C</b>



		Frequency (MHz)	Correct Factor (dB)	Reading Level (dBuV)	Measure Level (dBuV/m)	Margin (dB)	Limit (dBuV/m)	Detector Type
1	*	5321.200	1.380	91.929	93.309	N/A	N/A	AVERAGE
2		5350.000	1.298	49.516	50.814	-3.156	53.970	AVERAGE

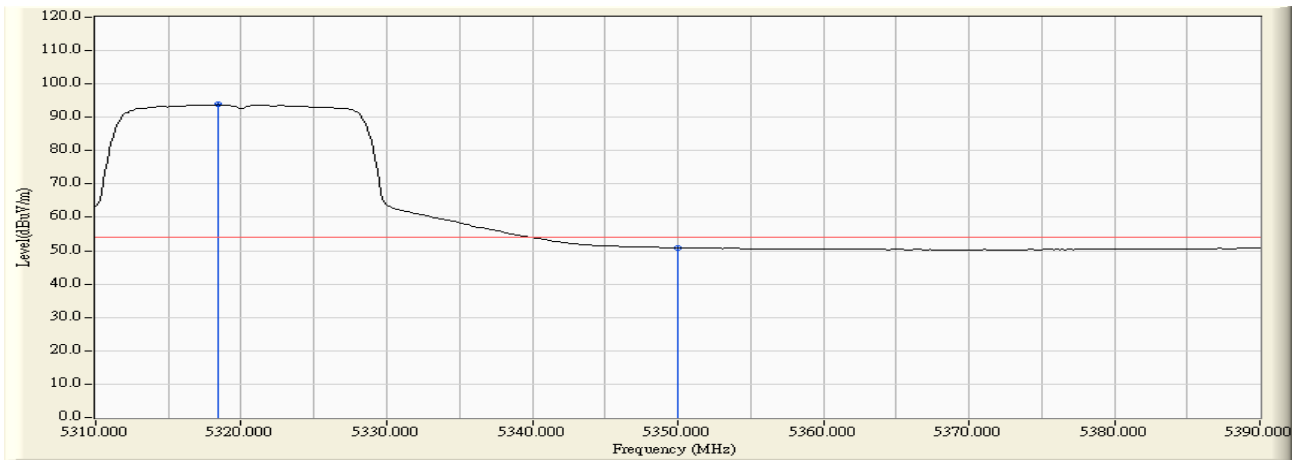


<b>Engineer : Jame</b>	
<b>Site : AC-2 (3m Semi-Anechoic Chamber)</b>	<b>Time : 2009/07/22 - 21:09</b>
<b>Limit : FCC_SpartC_15.209_03M_PK</b>	<b>Margin : 0</b>
<b>Probe : 9120D_499(1-18GHz) - VERTICAL</b>	<b>Power : AC 120V/60Hz</b>
<b>EUT : Wireless LAN Access Point</b>	<b>Note : Mode 1:Transmit at channel 5320MHz By 802.11a Chain C</b>



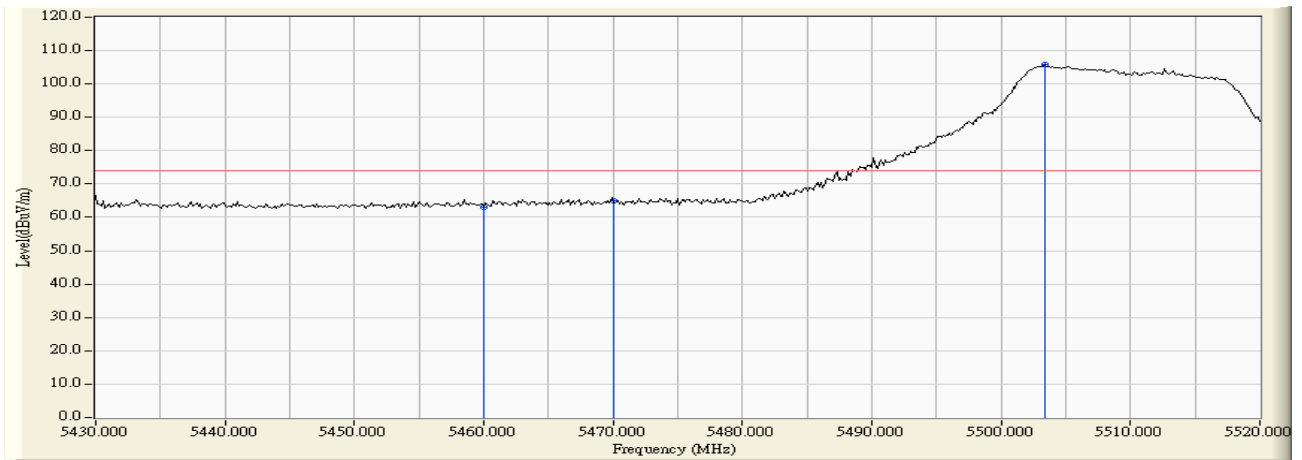
		Frequency (MHz)	Correct Factor (dB)	Reading Level (dBuV)	Measure Level (dBuV/m)	Margin (dB)	Limit (dBuV/m)	Detector Type
1	*	5322.933	1.374	104.156	105.529	N/A	N/A	PEAK
2		5350.000	1.298	61.225	62.523	-11.447	73.970	PEAK
3		5351.600	1.294	62.965	64.259	-9.711	73.970	PEAK

<b>Engineer : Jame</b>	
<b>Site : AC-2 (3m Semi-Anechoic Chamber)</b>	<b>Time : 2009/07/22 - 21:09</b>
<b>Limit : FCC_SpartC_15.209_03M_AV</b>	<b>Margin : 0</b>
<b>Probe : 9120D_499(1-18GHz) - VERTICAL</b>	<b>Power : AC 120V/60Hz</b>
<b>EUT : Wireless LAN Access Point</b>	<b>Note : Mode 1:Transmit at channel 5320MHz By 802.11a Chain C</b>



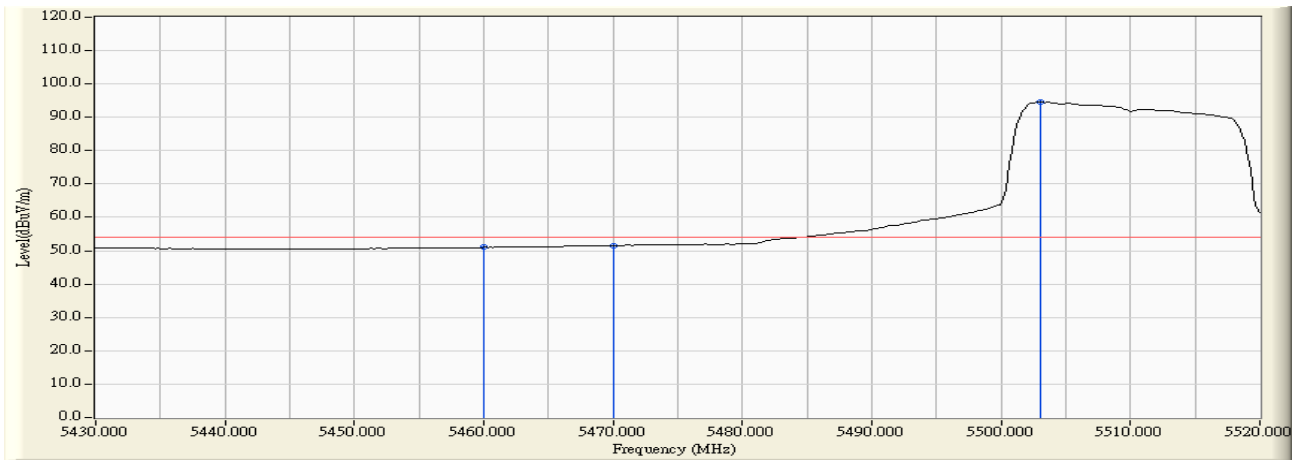
		Frequency (MHz)	Correct Factor (dB)	Reading Level (dBuV)	Measure Level (dBuV/m)	Margin (dB)	Limit (dBuV/m)	Detector Type
1	*	5318.400	1.390	92.395	93.785	N/A	N/A	AVERAGE
2		5350.000	1.298	49.575	50.873	-3.097	53.970	AVERAGE

Engineer : Jame	
Site : AC-2 (3m Semi-Anechoic Chamber)	Time : 2009/07/22 - 21:11
Limit : FCC_SpartC_15.209_03M_PK	Margin : 0
Probe : 9120D_499(1-18GHz) - HORIZONTAL	Power : AC 120V/60Hz
EUT : Wireless LAN Access Point	Note : Mode 1:Transmit at channel 5500MHz By 802.11a Chain C



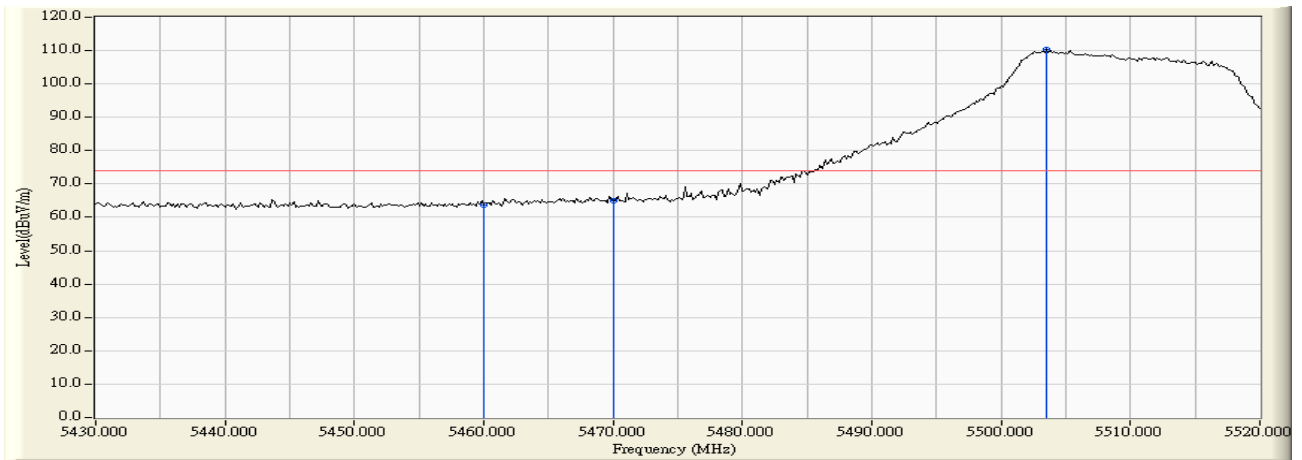
		Frequency (MHz)	Correct Factor (dB)	Reading Level (dBuV)	Measure Level (dBuV/m)	Margin (dB)	Limit (dBuV/m)	Detector Type
1		5460.000	2.054	61.147	63.201	-10.769	73.970	PEAK
2		5470.000	2.086	62.800	64.886	-23.414	88.300	PEAK
3	*	5503.350	2.187	103.501	105.688	N/A	N/A	PEAK

<b>Engineer : Jame</b>	
<b>Site : AC-2 (3m Semi-Anechoic Chamber)</b>	<b>Time : 2009/07/22 - 21:12</b>
<b>Limit : FCC_SpartC_15.209_03M_AV</b>	<b>Margin : 0</b>
<b>Probe : 9120D_499(1-18GHz) - HORIZONTAL</b>	<b>Power : AC 120V/60Hz</b>
<b>EUT : Wireless LAN Access Point</b>	<b>Note : Mode 1:Transmit at channel 5500MHz By 802.11a Chain C</b>



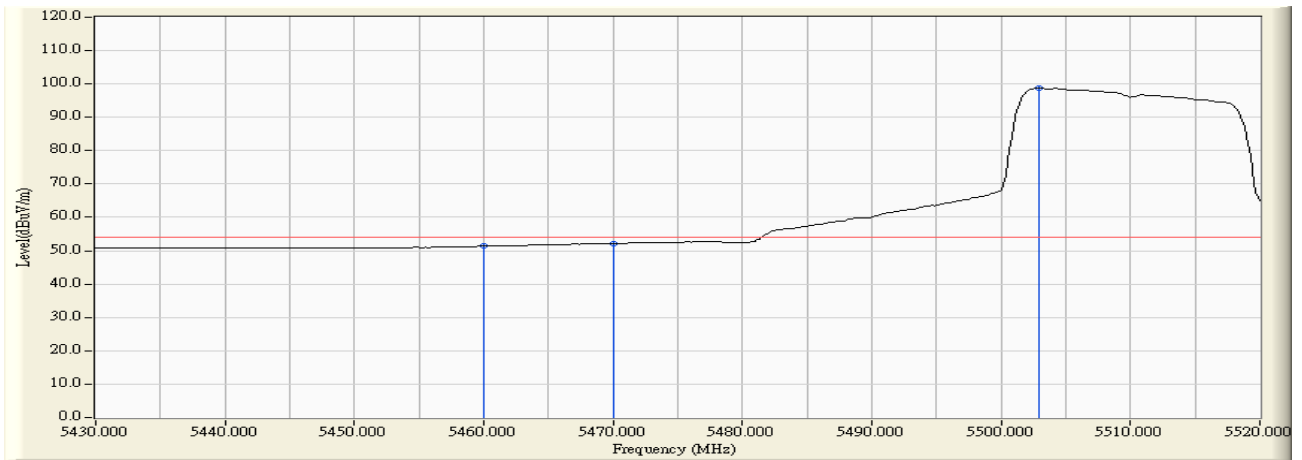
		Frequency (MHz)	Correct Factor (dB)	Reading Level (dBuV)	Measure Level (dBuV/m)	Margin (dB)	Limit (dBuV/m)	Detector Type
1		5460.000	2.054	48.947	51.001	-2.969	53.970	AVERAGE
2		5470.000	2.086	49.481	51.567	-16.733	68.300	AVERAGE
3	*	5503.050	2.186	92.304	94.490	N/A	N/A	AVERAGE

<b>Engineer : Jame</b>	
<b>Site : AC-2 (3m Semi-Anechoic Chamber)</b>	<b>Time : 2009/07/22 - 21:12</b>
<b>Limit : FCC_SpartC_15.209_03M_PK</b>	<b>Margin : 0</b>
<b>Probe : 9120D_499(1-18GHz) - VERTICAL</b>	<b>Power : AC 120V/60Hz</b>
<b>EUT : Wireless LAN Access Point</b>	<b>Note : Mode 1:Transmit at channel 5500MHz By 802.11a Chain C</b>



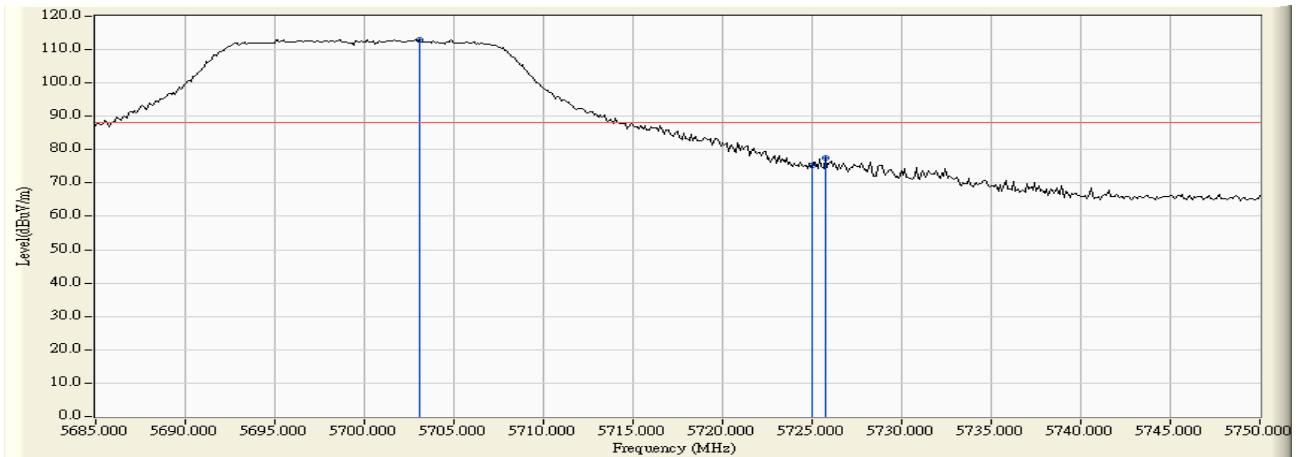
		Frequency (MHz)	Correct Factor (dB)	Reading Level (dBuV)	Measure Level (dBuV/m)	Margin (dB)	Limit (dBuV/m)	Detector Type
1		5460.000	2.054	61.745	63.799	-10.171	73.970	PEAK
2		5470.000	2.086	62.944	65.030	-23.270	88.300	PEAK
3	*	5503.500	2.187	108.161	110.348	N/A	N/A	PEAK

<b>Engineer : Jame</b>	
<b>Site : AC-2 (3m Semi-Anechoic Chamber)</b>	<b>Time : 2009/07/22 - 21:13</b>
<b>Limit : FCC_SpartC_15.209_03M_AV</b>	<b>Margin : 0</b>
<b>Probe : 9120D_499(1-18GHz) - VERTICAL</b>	<b>Power : AC 120V/60Hz</b>
<b>EUT : Wireless LAN Access Point</b>	<b>Note : Mode 1:Transmit at channel 5500MHz By 802.11a Chain C</b>



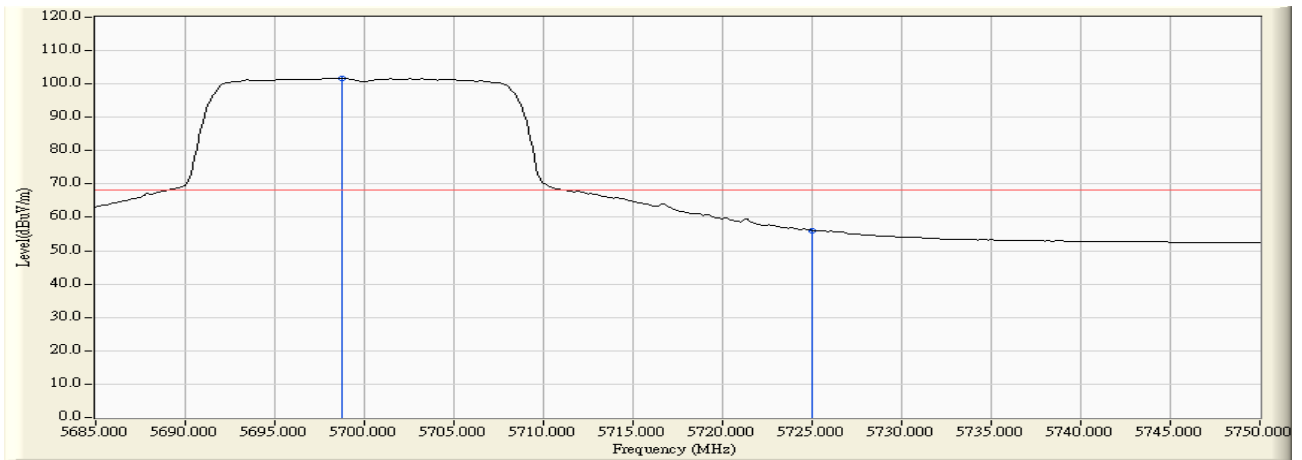
		Frequency (MHz)	Correct Factor (dB)	Reading Level (dBuV)	Measure Level (dBuV/m)	Margin (dB)	Limit (dBuV/m)	Detector Type
1		5460.000	2.054	49.296	51.350	-2.620	53.970	AVERAGE
2		5470.000	2.086	50.048	52.134	-16.166	68.300	AVERAGE
3	*	5502.900	2.186	96.686	98.872	N/A	N/A	AVERAGE

<b>Engineer : Jame</b>	
<b>Site : AC-2 (3m Semi-Anechoic Chamber)</b>	<b>Time : 2009/08/09 - 11:28</b>
<b>Limit : FCC_SPARTE_15.407_03M_PK</b>	<b>Margin : 0</b>
<b>Probe : 9120D_499(1-18GHz) - HORIZONTAL</b>	<b>Power : AC 120V/60Hz</b>
<b>EUT : Wireless LAN Access Point</b>	<b>Note : Mode 3:Transmit at channel 5700MHz By 802.11a Chain C</b>



		Frequency (MHz)	Correct Factor (dB)	Reading Level (dBuV)	Measure Level (dBuV/m)	Margin (dB)	Limit (dBuV/m)	Detector Type
1	*	5703.092	2.628	110.432	113.060	N/A	N/A	PEAK
2		5725.000	2.763	72.371	75.134	-13.166	88.300	PEAK
3		5725.733	2.769	74.663	77.432	-10.868	88.300	PEAK

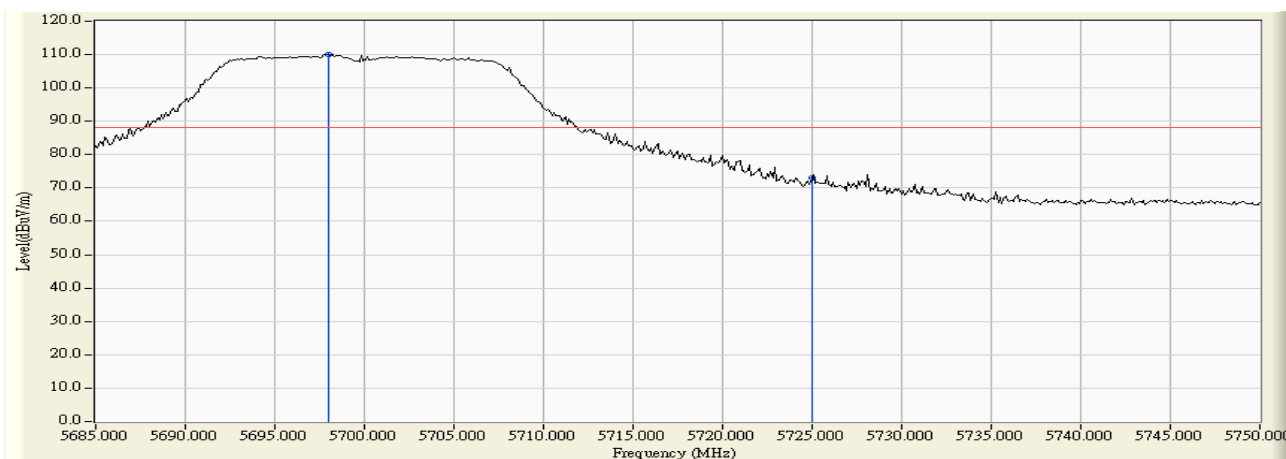
<b>Engineer : Jame</b>	
<b>Site : AC-2 (3m Semi-Anechoic Chamber)</b>	<b>Time : 2009/08/09 - 11:28</b>
<b>Limit : FCC_SPARTE_15.407_03M_AV</b>	<b>Margin : 0</b>
<b>Probe : 9120D_499(1-18GHz) - HORIZONTAL</b>	<b>Power : AC 120V/60Hz</b>
<b>EUT : Wireless LAN Access Point</b>	<b>Note : Mode 3:Transmit at channel 5700MHz By 802.11a Chain C</b>



		Frequency (MHz)	Correct Factor (dB)	Reading Level (dBuV)	Measure Level (dBuV/m)	Margin (dB)	Limit (dBuV/m)	Detector Type
1	*	5698.758	2.618	99.104	101.722	N/A	N/A	AVERAGE
2		5725.000	2.763	53.275	56.038	-12.262	68.300	AVERAGE

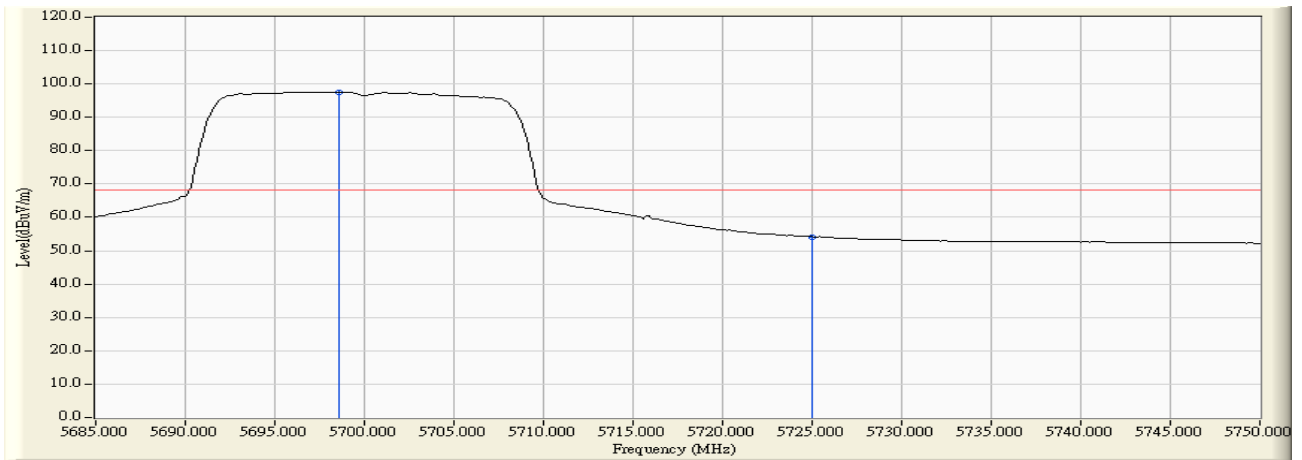


<b>Engineer : Jame</b>	
<b>Site : AC-2 (3m Semi-Anechoic Chamber)</b>	<b>Time : 2009/08/09 - 11:29</b>
<b>Limit : FCC_SPARTE_15.407_03M_PK</b>	<b>Margin : 0</b>
<b>Probe : 9120D_499(1-18GHz) - VERTICAL</b>	<b>Power : AC 120V/60Hz</b>
<b>EUT : Wireless LAN Access Point</b>	<b>Note : Mode 3:Transmit at channel 5700MHz By 802.11a Chain C</b>



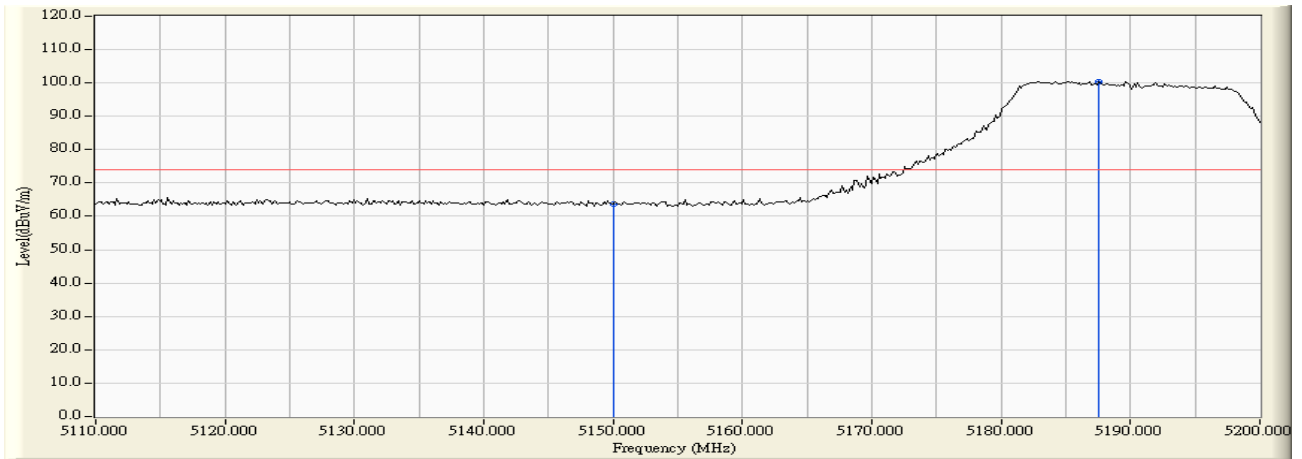
		Frequency (MHz)	Correct Factor (dB)	Reading Level (dBuV)	Measure Level (dBuV/m)	Margin (dB)	Limit (dBuV/m)	Detector Type
1	*	5698.000	2.616	107.388	110.004	N/A	N/A	PEAK
2		5725.000	2.763	70.353	73.116	-15.184	88.300	PEAK

Engineer : Jame	
Site : AC-2 (3m Semi-Anechoic Chamber)	Time : 2009/08/09 - 11:30
Limit : FCC_SPARTE_15.407_03M_AV	Margin : 0
Probe : 9120D_499(1-18GHz) - VERTICAL	Power : AC 120V/60Hz
EUT : Wireless LAN Access Point	Note : Mode 3:Transmit at channel 5700MHz By 802.11a Chain C



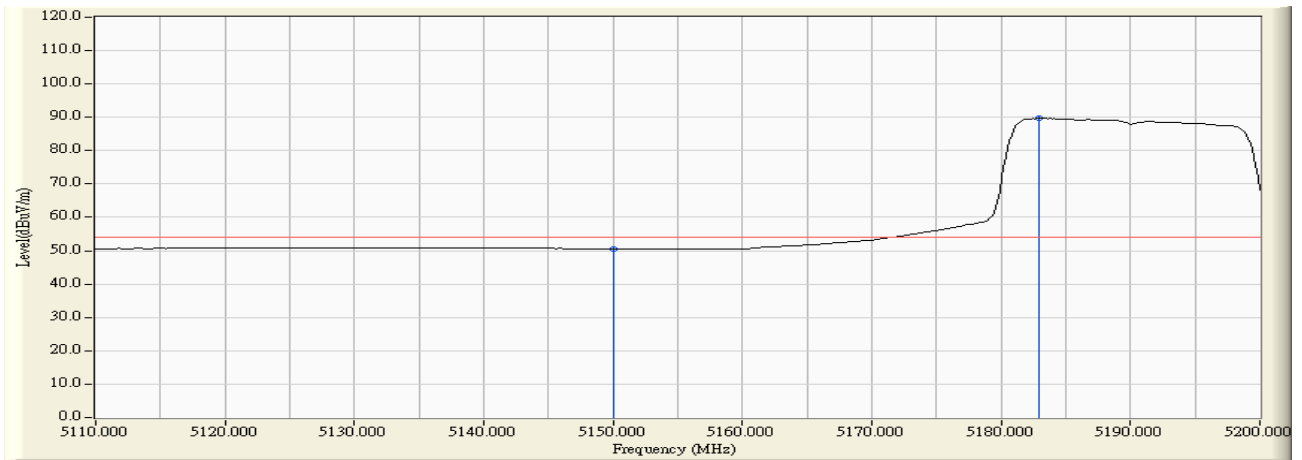
		Frequency (MHz)	Correct Factor (dB)	Reading Level (dBuV)	Measure Level (dBuV/m)	Margin (dB)	Limit (dBuV/m)	Detector Type
1	*	5698.542	2.618	95.006	97.624	N/A	N/A	AVERAGE
2		5725.000	2.763	51.444	54.207	-14.093	68.300	AVERAGE

<b>Engineer : Jame</b>	
<b>Site : AC-2 (3m Semi-Anechoic Chamber)</b>	<b>Time : 2009/07/22 - 21:15</b>
<b>Limit : FCC_SpartC_15.209_03M_PK</b>	<b>Margin : 0</b>
<b>Probe : 9120D_499(1-18GHz) - HORIZONTAL</b>	<b>Power : AC 120V/60Hz</b>
<b>EUT : Wireless LAN Access Point</b>	<b>Note : Mode 2:Transmit at channel 5180MHz By 802.11n(20MHz) Chain C</b>



		Frequency (MHz)	Correct Factor (dB)	Reading Level (dBuV)	Measure Level (dBuV/m)	Margin (dB)	Limit (dBuV/m)	Detector Type
1		5150.000	1.093	62.662	63.755	-10.215	73.970	PEAK
2	*	5187.550	1.144	99.387	100.531	N/A	N/A	PEAK

<b>Engineer : Jame</b>	
<b>Site : AC-2 (3m Semi-Anechoic Chamber)</b>	<b>Time : 2009/07/22 - 21:16</b>
<b>Limit : FCC_SpartC_15.209_03M_AV</b>	<b>Margin : 0</b>
<b>Probe : 9120D_499(1-18GHz) - HORIZONTAL</b>	<b>Power : AC 120V/60Hz</b>
<b>EUT : Wireless LAN Access Point</b>	<b>Note : Mode 2:Transmit at channel 5180MHz By 802.11n(20MHz) Chain C</b>



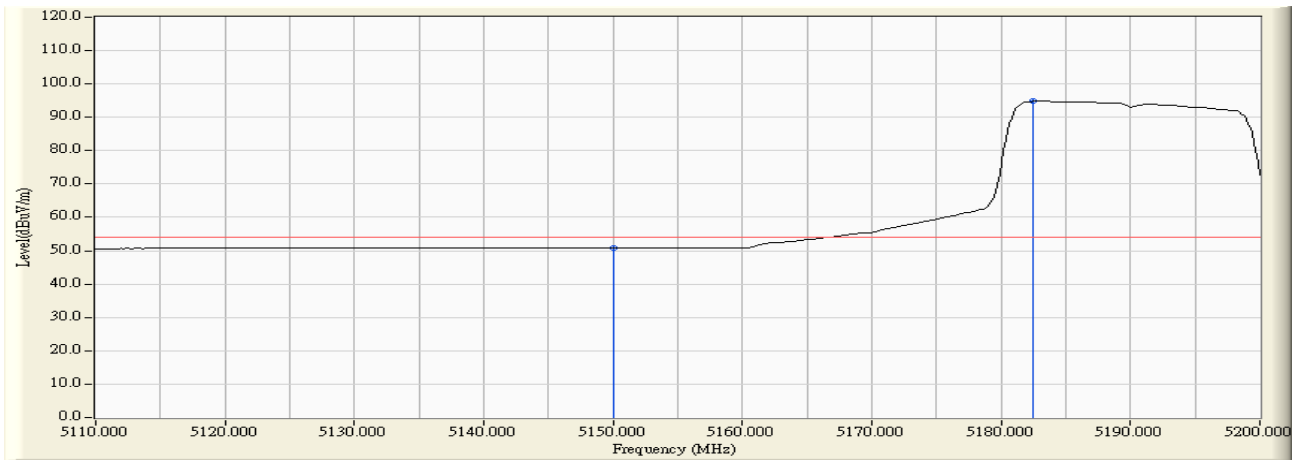
		Frequency (MHz)	Correct Factor (dB)	Reading Level (dBuV)	Measure Level (dBuV/m)	Margin (dB)	Limit (dBuV/m)	Detector Type
1		5150.000	1.093	49.528	50.621	-3.349	53.970	AVERAGE
2	*	5182.900	1.141	88.554	89.694	N/A	N/A	AVERAGE

Engineer : Jame	
Site : AC-2 (3m Semi-Anechoic Chamber)	Time : 2009/07/22 - 21:17
Limit : FCC_SpartC_15.209_03M_PK	Margin : 0
Probe : 9120D_499(1-18GHz) - VERTICAL	Power : AC 120V/60Hz
EUT : Wireless LAN Access Point	Note : Mode 2:Transmit at channel 5180MHz By 802.11n(20MHz) Chain C



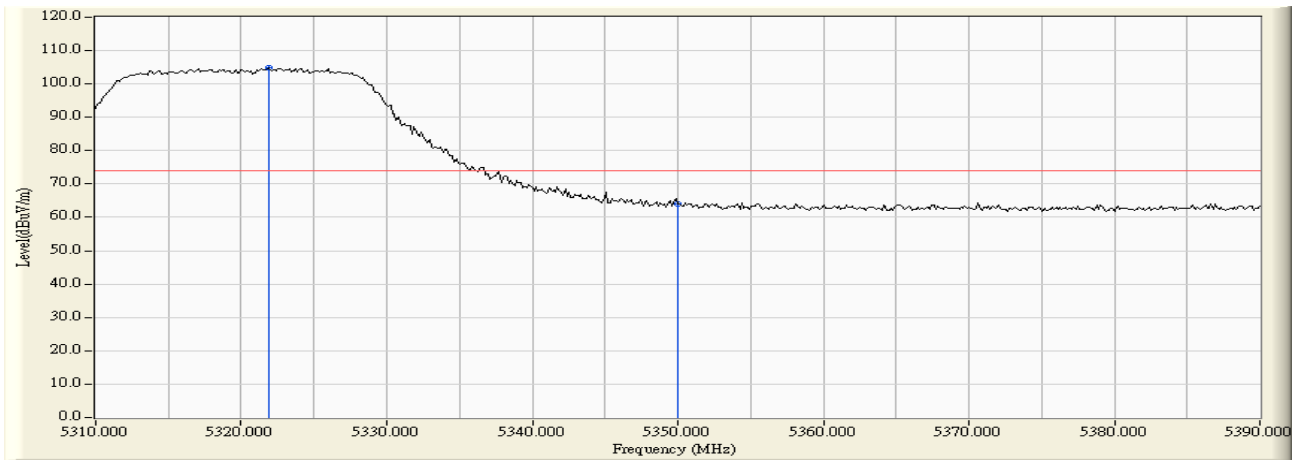
		Frequency (MHz)	Correct Factor (dB)	Reading Level (dBuV)	Measure Level (dBuV/m)	Margin (dB)	Limit (dBuV/m)	Detector Type
1		5122.750	1.037	64.215	65.252	-8.718	73.970	PEAK
2		5150.000	1.093	61.559	62.652	-11.318	73.970	PEAK
3	*	5183.800	1.141	104.991	106.132	N/A	N/A	PEAK

<b>Engineer : Jame</b>	
<b>Site : AC-2 (3m Semi-Anechoic Chamber)</b>	<b>Time : 2009/07/22 - 21:18</b>
<b>Limit : FCC_SpartC_15.209_03M_AV</b>	<b>Margin : 0</b>
<b>Probe : 9120D_499(1-18GHz) - VERTICAL</b>	<b>Power : AC 120V/60Hz</b>
<b>EUT : Wireless LAN Access Point</b>	<b>Note : Mode 2:Transmit at channel 5180MHz By 802.11n(20MHz) Chain C</b>



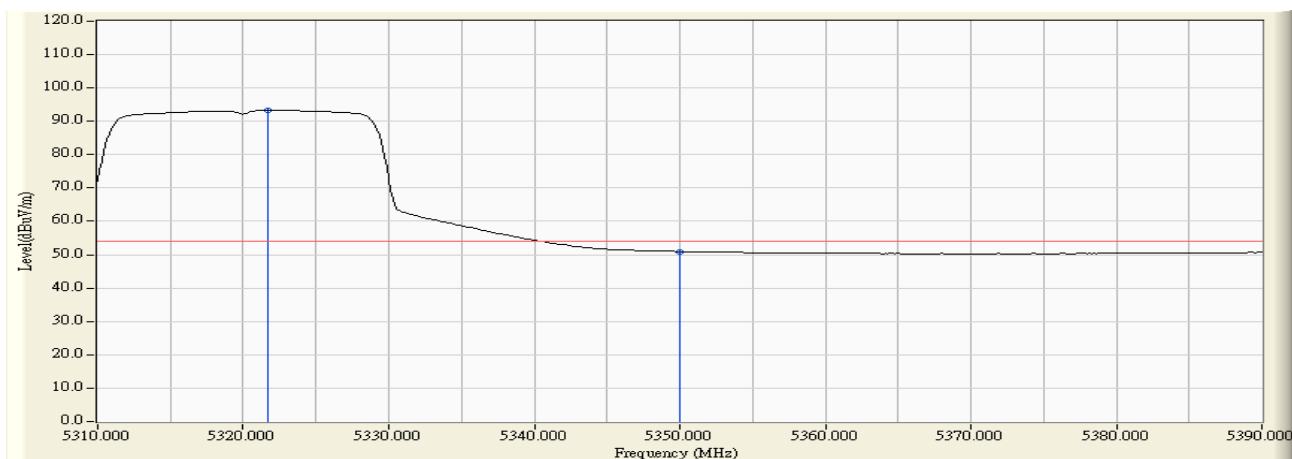
		Frequency (MHz)	Correct Factor (dB)	Reading Level (dBuV)	Measure Level (dBuV/m)	Margin (dB)	Limit (dBuV/m)	Detector Type
1		5150.000	1.093	49.657	50.750	-3.220	53.970	AVERAGE
2	*	5182.450	1.139	93.737	94.877	N/A	N/A	AVERAGE

<b>Engineer : Jame</b>	
<b>Site : AC-2 (3m Semi-Anechoic Chamber)</b>	<b>Time : 2009/07/22 - 21:20</b>
<b>Limit : FCC_SpartC_15.209_03M_PK</b>	<b>Margin : 0</b>
<b>Probe : 9120D_499(1-18GHz) - HORIZONTAL</b>	<b>Power : AC 120V/60Hz</b>
<b>EUT : Wireless LAN Access Point</b>	<b>Note : Mode 2:Transmit at channel 5320MHz By 802.11n(20MHz) Chain C</b>



		Frequency (MHz)	Correct Factor (dB)	Reading Level (dBuV)	Measure Level (dBuV/m)	Margin (dB)	Limit (dBuV/m)	Detector Type
1	*	5321.867	1.377	103.441	104.818	N/A	N/A	PEAK
2		5350.000	1.298	62.646	63.944	-10.026	73.970	PEAK

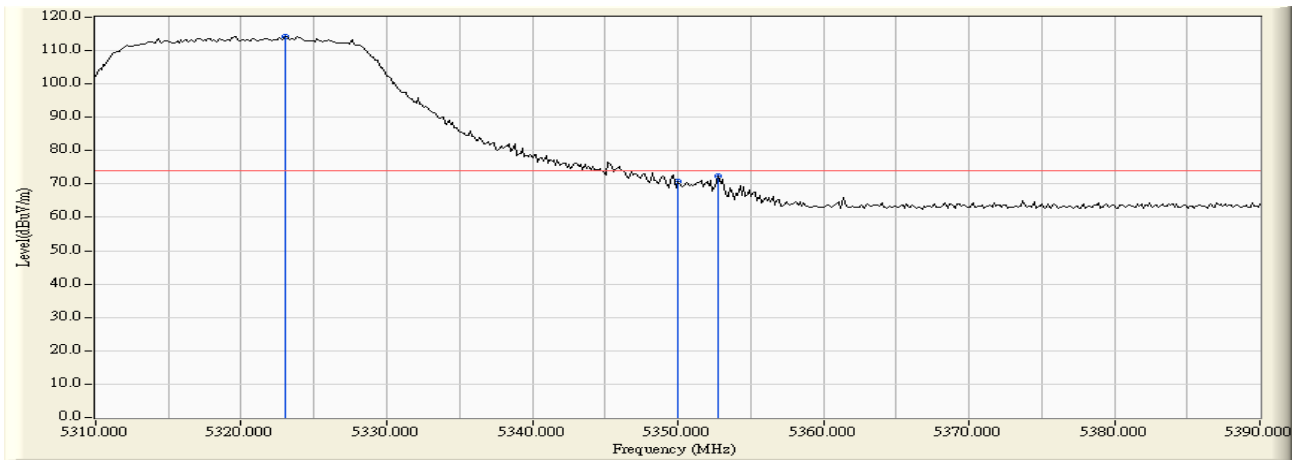
<b>Engineer : Jame</b>	
<b>Site : AC-2 (3m Semi-Anechoic Chamber)</b>	<b>Time : 2009/07/22 - 21:20</b>
<b>Limit : FCC_SpartC_15.209_03M_AV</b>	<b>Margin : 0</b>
<b>Probe : 9120D_499(1-18GHz) - HORIZONTAL</b>	<b>Power : AC 120V/60Hz</b>
<b>EUT : Wireless LAN Access Point</b>	<b>Note : Mode 2:Transmit at channel 5320MHz By 802.11n(20MHz) Chain C</b>



		Frequency (MHz)	Correct Factor (dB)	Reading Level (dBuV)	Measure Level (dBuV/m)	Margin (dB)	Limit (dBuV/m)	Detector Type
1	*	5321.733	1.378	91.913	93.291	N/A	N/A	AVERAGE
2		5350.000	1.298	49.652	50.950	-3.020	53.970	AVERAGE

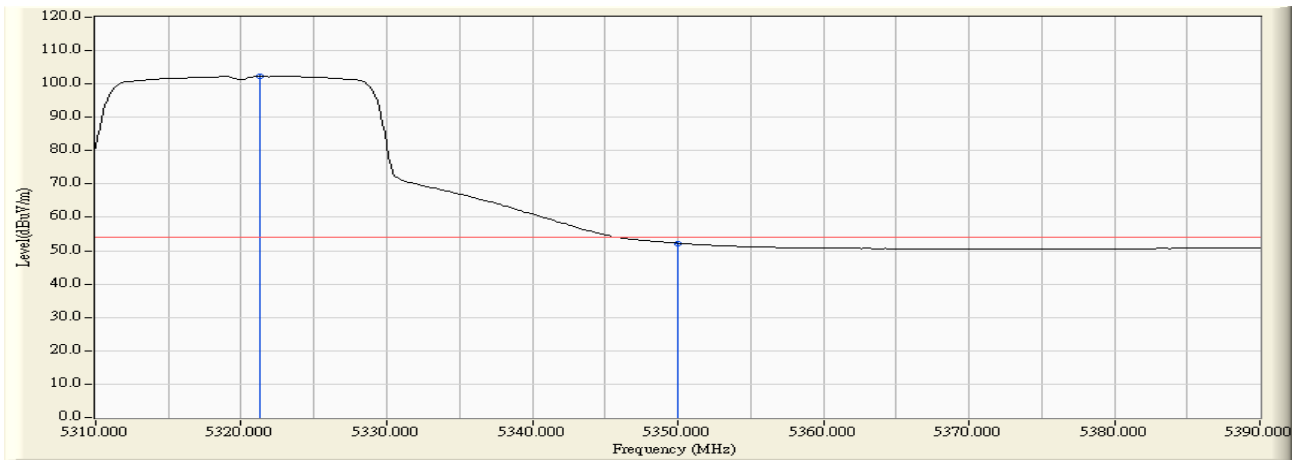


Engineer : Jame	
Site : AC-2 (3m Semi-Anechoic Chamber)	Time : 2009/07/22 - 21:21
Limit : FCC_SpartC_15.209_03M_PK	Margin : 0
Probe : 9120D_499(1-18GHz) - VERTICAL	Power : AC 120V/60Hz
EUT : Wireless LAN Access Point	Note : Mode 2:Transmit at channel 5320MHz By 802.11n(20MHz) Chain C



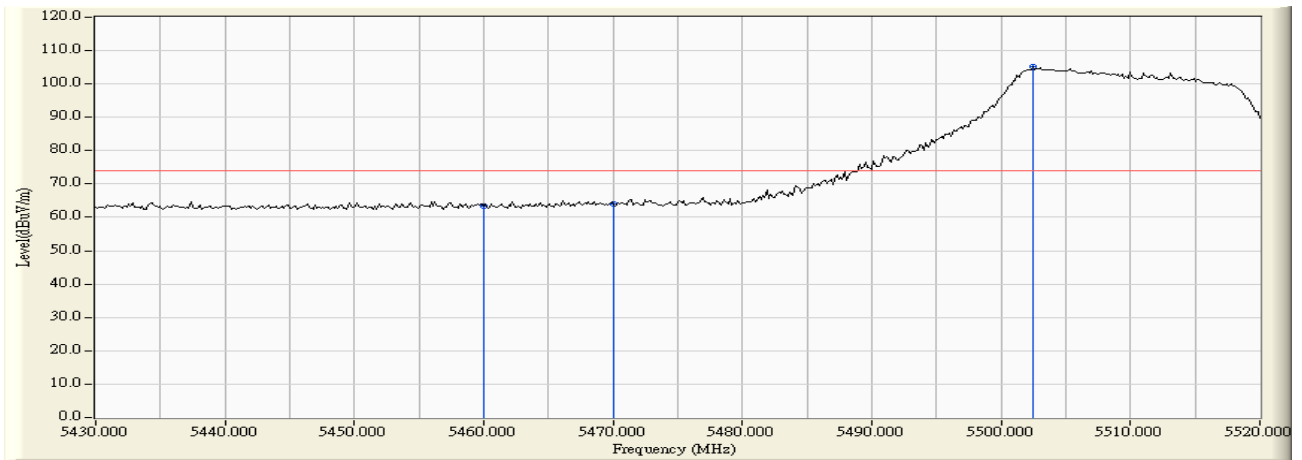
		Frequency (MHz)	Correct Factor (dB)	Reading Level (dBuV)	Measure Level (dBuV/m)	Margin (dB)	Limit (dBuV/m)	Detector Type
1	*	5323.067	1.373	112.994	114.367	N/A	N/A	PEAK
2		5350.000	1.298	69.375	70.673	-3.297	73.970	PEAK
3		5352.800	1.295	71.163	72.458	-1.512	73.970	PEAK

<b>Engineer : Jame</b>	
<b>Site : AC-2 (3m Semi-Anechoic Chamber)</b>	<b>Time : 2009/07/22 - 21:21</b>
<b>Limit : FCC_SpartC_15.209_03M_AV</b>	<b>Margin : 0</b>
<b>Probe : 9120D_499(1-18GHz) - VERTICAL</b>	<b>Power : AC 120V/60Hz</b>
<b>EUT : Wireless LAN Access Point</b>	<b>Note : Mode 2:Transmit at channel 5320MHz By 802.11n(20MHz) Chain C</b>



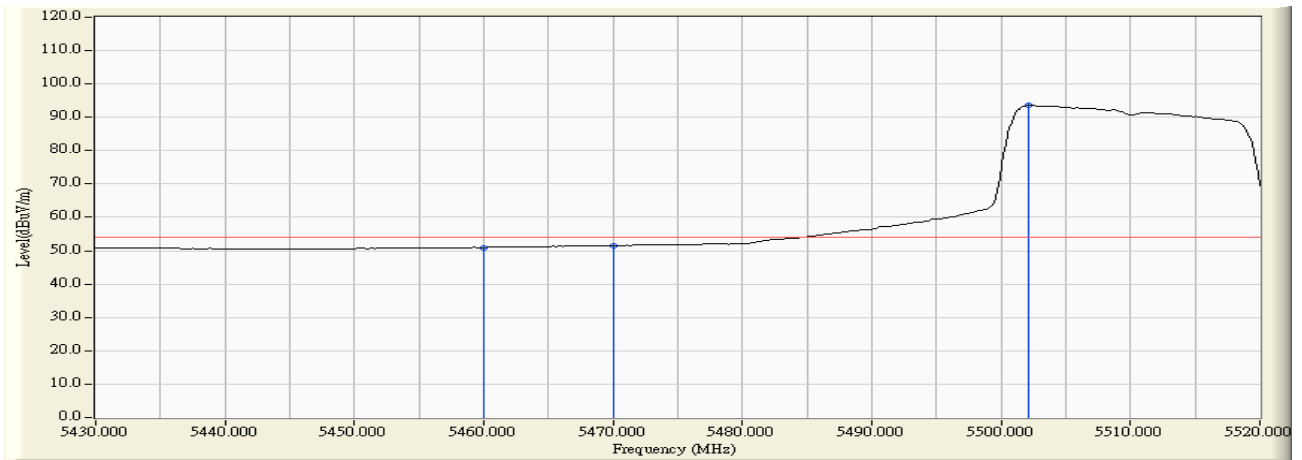
		Frequency (MHz)	Correct Factor (dB)	Reading Level (dBuV)	Measure Level (dBuV/m)	Margin (dB)	Limit (dBuV/m)	Detector Type
1	*	5321.333	1.379	100.915	102.294	N/A	N/A	AVERAGE
2		5350.000	1.298	50.967	52.265	-1.705	53.970	AVERAGE

<b>Engineer : Jame</b>	
<b>Site : AC-2 (3m Semi-Anechoic Chamber)</b>	<b>Time : 2009/07/22 - 21:22</b>
<b>Limit : FCC_SpartC_15.209_03M_PK</b>	<b>Margin : 0</b>
<b>Probe : 9120D_499(1-18GHz) - HORIZONTAL</b>	<b>Power : AC 120V/60Hz</b>
<b>EUT : Wireless LAN Access Point</b>	<b>Note : Mode 2:Transmit at channel 5500MHz By 802.11n(20MHz) Chain C</b>



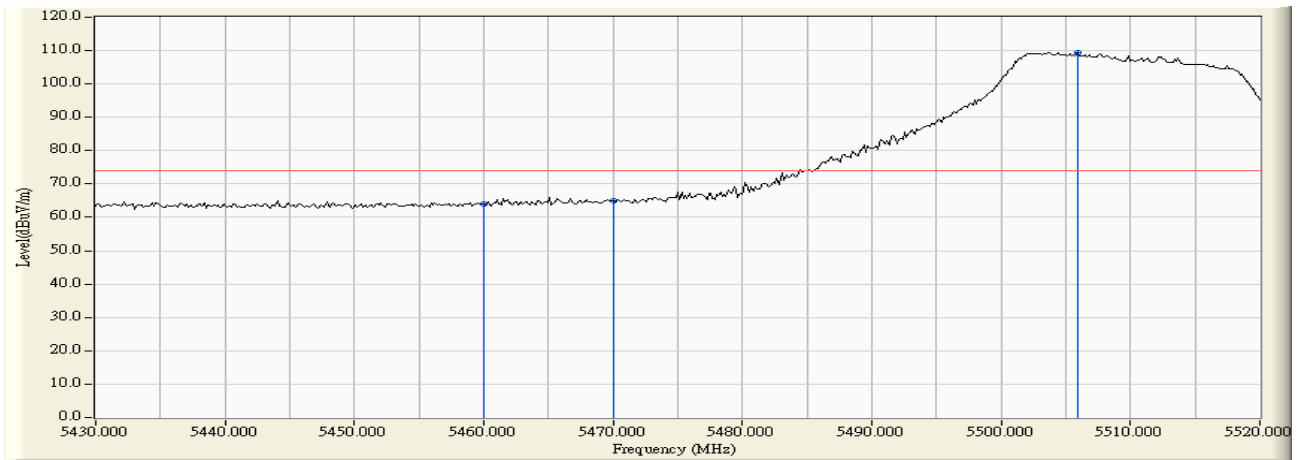
		Frequency (MHz)	Correct Factor (dB)	Reading Level (dBuV)	Measure Level (dBuV/m)	Margin (dB)	Limit (dBuV/m)	Detector Type
1		5460.000	2.054	61.298	63.352	-10.618	73.970	PEAK
2		5470.000	2.086	61.928	64.014	-24.286	88.300	PEAK
3	*	5502.450	2.184	103.002	105.187	N/A	N/A	PEAK

<b>Engineer : Jame</b>	
<b>Site : AC-2 (3m Semi-Anechoic Chamber)</b>	<b>Time : 2009/07/22 - 21:23</b>
<b>Limit : FCC_SpartC_15.209_03M_AV</b>	<b>Margin : 0</b>
<b>Probe : 9120D_499(1-18GHz) - HORIZONTAL</b>	<b>Power : AC 120V/60Hz</b>
<b>EUT : Wireless LAN Access Point</b>	<b>Note : Mode 2:Transmit at channel 5500MHz By 802.11n(20MHz) Chain C</b>



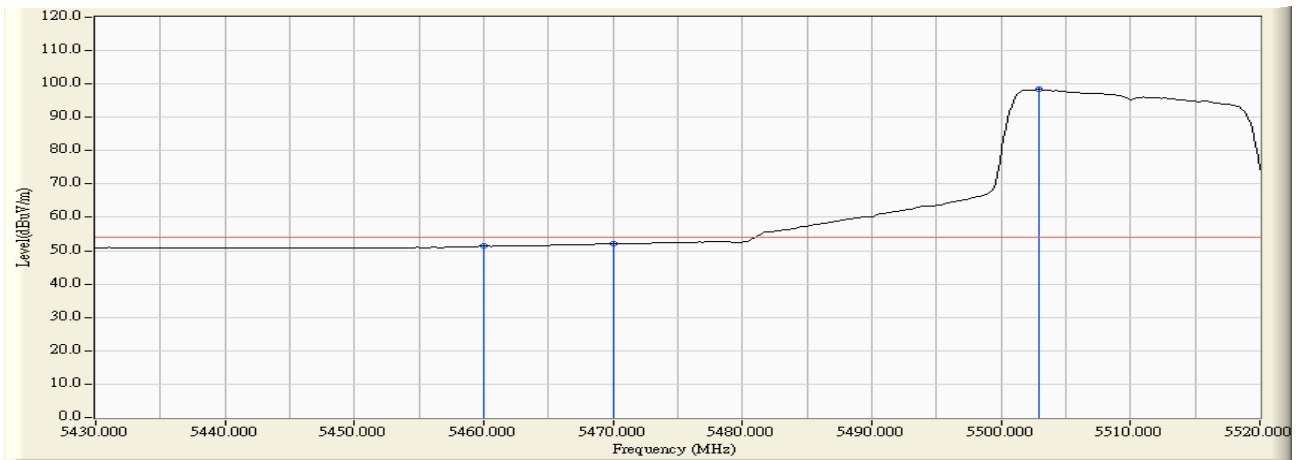
		Frequency (MHz)	Correct Factor (dB)	Reading Level (dBuV)	Measure Level (dBuV/m)	Margin (dB)	Limit (dBuV/m)	Detector Type
1		5460.000	2.054	48.908	50.962	-3.008	53.970	AVERAGE
2		5470.000	2.086	49.442	51.528	-16.772	68.300	AVERAGE
3	*	5502.150	2.184	91.372	93.556	N/A	N/A	AVERAGE

<b>Engineer : Jame</b>	
<b>Site : AC-2 (3m Semi-Anechoic Chamber)</b>	<b>Time : 2009/07/22 - 21:24</b>
<b>Limit : FCC_SpartC_15.209_03M_PK</b>	<b>Margin : 0</b>
<b>Probe : 9120D_499(1-18GHz) - VERTICAL</b>	<b>Power : AC 120V/60Hz</b>
<b>EUT : Wireless LAN Access Point</b>	<b>Note : Mode 2:Transmit at channel 5500MHz By 802.11n(20MHz) Chain C</b>



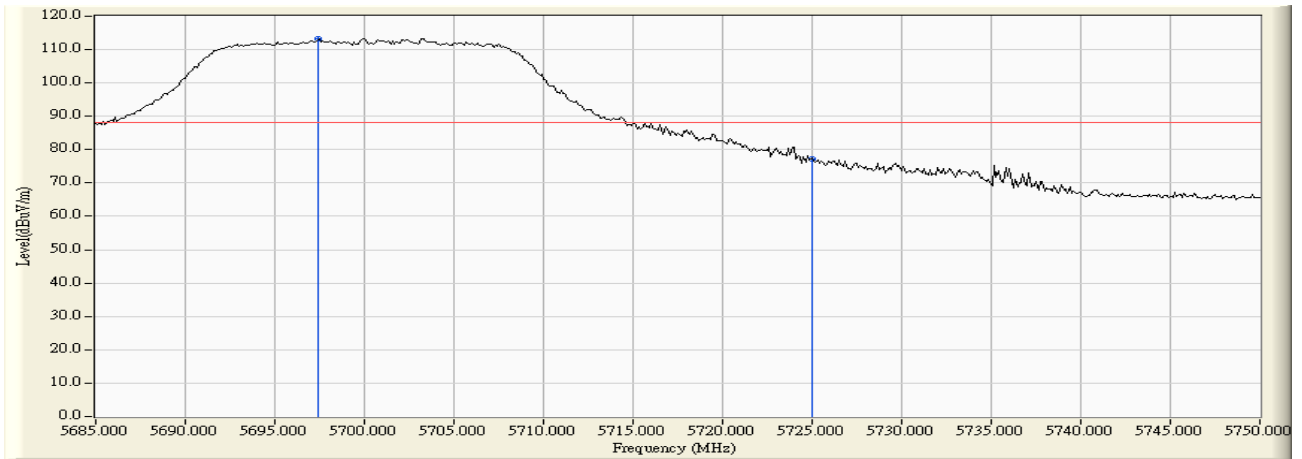
		Frequency (MHz)	Correct Factor (dB)	Reading Level (dBuV)	Measure Level (dBuV/m)	Margin (dB)	Limit (dBuV/m)	Detector Type
1		5460.000	2.054	62.118	64.172	-9.798	73.970	PEAK
2		5470.000	2.086	62.885	64.971	-23.329	88.300	PEAK
3	*	5505.900	2.189	107.133	109.322	N/A	N/A	PEAK

<b>Engineer : Jame</b>	
<b>Site : AC-2 (3m Semi-Anechoic Chamber)</b>	<b>Time : 2009/07/22 - 21:24</b>
<b>Limit : FCC_SpartC_15.209_03M_AV</b>	<b>Margin : 0</b>
<b>Probe : 9120D_499(1-18GHz) - VERTICAL</b>	<b>Power : AC 120V/60Hz</b>
<b>EUT : Wireless LAN Access Point</b>	<b>Note : Mode 2:Transmit at channel 5500MHz By 802.11n(20MHz) Chain C</b>



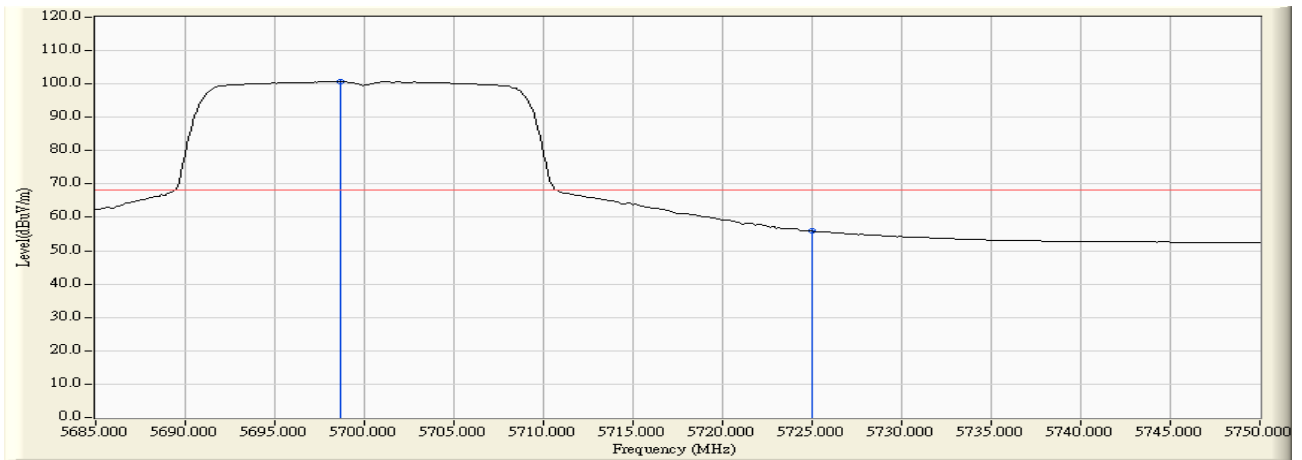
		Frequency (MHz)	Correct Factor (dB)	Reading Level (dBuV)	Measure Level (dBuV/m)	Margin (dB)	Limit (dBuV/m)	Detector Type
1		5460.000	2.054	49.299	51.353	-2.617	53.970	AVERAGE
2		5470.000	2.086	49.922	52.008	-16.292	68.300	AVERAGE
3	*	5502.900	2.186	96.169	98.355	N/A	N/A	AVERAGE

<b>Engineer : Jame</b>	
<b>Site : AC-2 (3m Semi-Anechoic Chamber)</b>	<b>Time : 2009/08/09 - 11:33</b>
<b>Limit : FCC_SPARTE_15.407_03M_PK</b>	<b>Margin : 0</b>
<b>Probe : 9120D_499(1-18GHz) - HORIZONTAL</b>	<b>Power : AC 120V/60Hz</b>
<b>EUT : Wireless LAN Access Point</b>	<b>Note : Mode 2:Transmit at channel 5700MHz By 802.11n(20MHz) Chain C</b>



		Frequency (MHz)	Correct Factor (dB)	Reading Level (dBuV)	Measure Level (dBuV/m)	Margin (dB)	Limit (dBuV/m)	Detector Type
1	*	5697.458	2.616	110.610	113.225	N/A	N/A	PEAK
2		5725.000	2.763	74.476	77.239	-11.061	88.300	PEAK

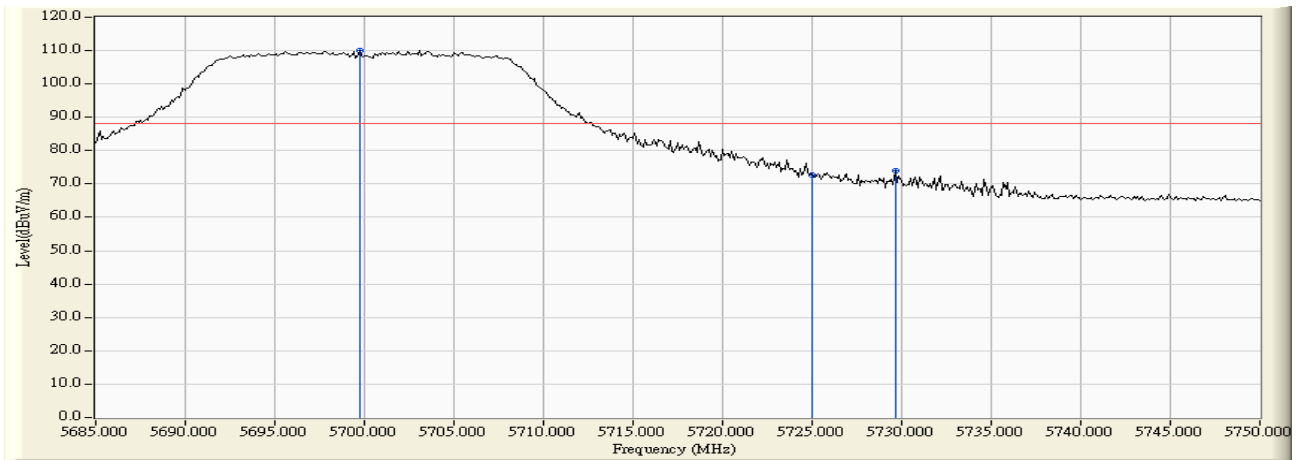
<b>Engineer : Jame</b>	
<b>Site : AC-2 (3m Semi-Anechoic Chamber)</b>	<b>Time : 2009/08/09 - 11:33</b>
<b>Limit : FCC_SPARTE_15.407_03M_AV</b>	<b>Margin : 0</b>
<b>Probe : 9120D_499(1-18GHz) - HORIZONTAL</b>	<b>Power : AC 120V/60Hz</b>
<b>EUT : Wireless LAN Access Point</b>	<b>Note : Mode 2:Transmit at channel 5700MHz By 802.11n(20MHz) Chain C</b>



		Frequency (MHz)	Correct Factor (dB)	Reading Level (dBuV)	Measure Level (dBuV/m)	Margin (dB)	Limit (dBuV/m)	Detector Type
1	*	5698.650	2.618	98.115	100.733	N/A	N/A	AVERAGE
2		5725.000	2.763	53.137	55.900	-12.400	68.300	AVERAGE

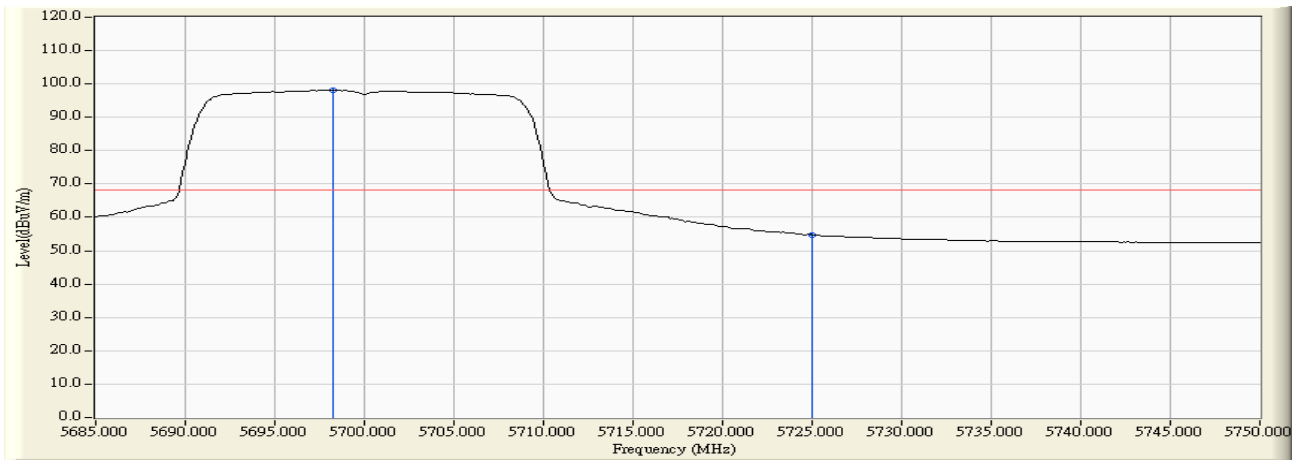


Engineer : Jame	
Site : AC-2 (3m Semi-Anechoic Chamber)	Time : 2009/08/09 - 11:34
Limit : FCC_SPARTE_15.407_03M_PK	Margin : 0
Probe : 9120D_499(1-18GHz) - VERTICAL	Power : AC 120V/60Hz
EUT : Wireless LAN Access Point	Note : Mode 2:Transmit at channel 5700MHz By 802.11n(20MHz) Chain C



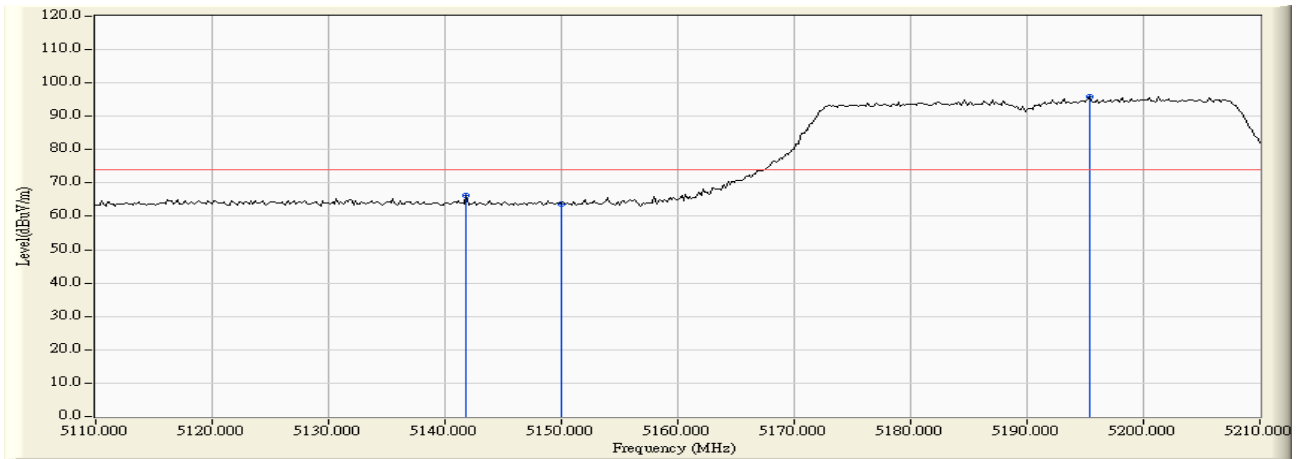
		Frequency (MHz)	Correct Factor (dB)	Reading Level (dBuV)	Measure Level (dBuV/m)	Margin (dB)	Limit (dBuV/m)	Detector Type
1	*	5699.733	2.620	107.548	110.168	N/A	N/A	PEAK
2		5725.000	2.763	69.928	72.691	-15.609	88.300	PEAK
3		5729.633	2.800	71.122	73.922	-14.378	88.300	PEAK

<b>Engineer : Jame</b>	
<b>Site : AC-2 (3m Semi-Anechoic Chamber)</b>	<b>Time : 2009/08/09 - 11:35</b>
<b>Limit : FCC_SPARTE_15.407_03M_AV</b>	<b>Margin : 0</b>
<b>Probe : 9120D_499(1-18GHz) - VERTICAL</b>	<b>Power : AC 120V/60Hz</b>
<b>EUT : Wireless LAN Access Point</b>	<b>Note : Mode 2:Transmit at channel 5700MHz By 802.11n(20MHz) Chain C</b>



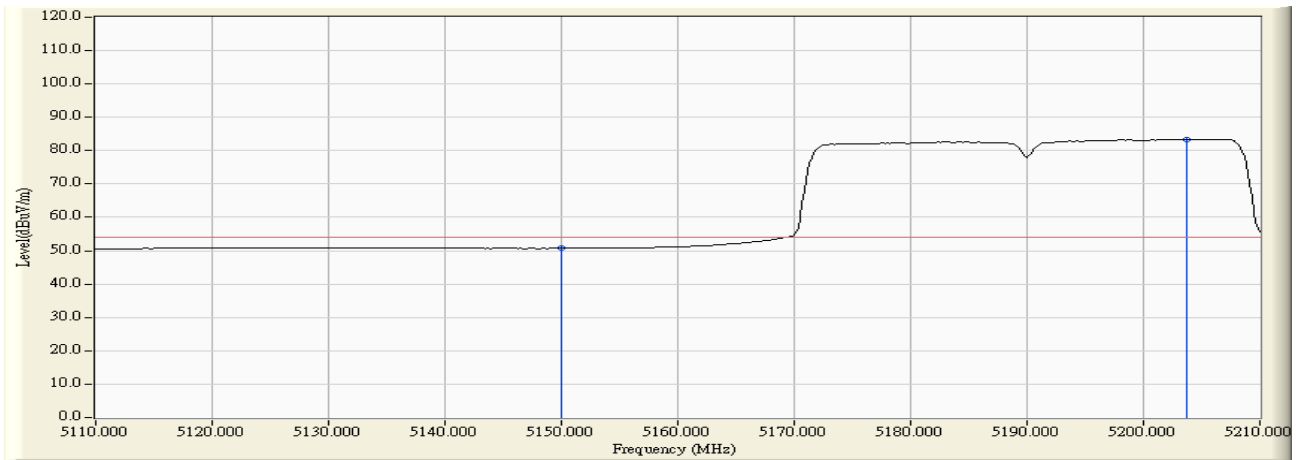
		Frequency (MHz)	Correct Factor (dB)	Reading Level (dBuV)	Measure Level (dBuV/m)	Margin (dB)	Limit (dBuV/m)	Detector Type
1	*	5698.217	2.617	95.462	98.079	N/A	N/A	AVERAGE
2		5725.000	2.763	52.032	54.795	-13.505	68.300	AVERAGE

<b>Engineer : Jame</b>	
<b>Site : AC-2 (3m Semi-Anechoic Chamber)</b>	<b>Time : 2009/07/22 - 21:27</b>
<b>Limit : FCC_SpartC_15.209_03M_PK</b>	<b>Margin : 0</b>
<b>Probe : 9120D_499(1-18GHz) - HORIZONTAL</b>	<b>Power : AC 120V/60Hz</b>
<b>EUT : Wireless LAN Access Point</b>	<b>Note : Mode 3:Transmit at channel 5190MHz By 802.11n(40MHz) Chain C</b>



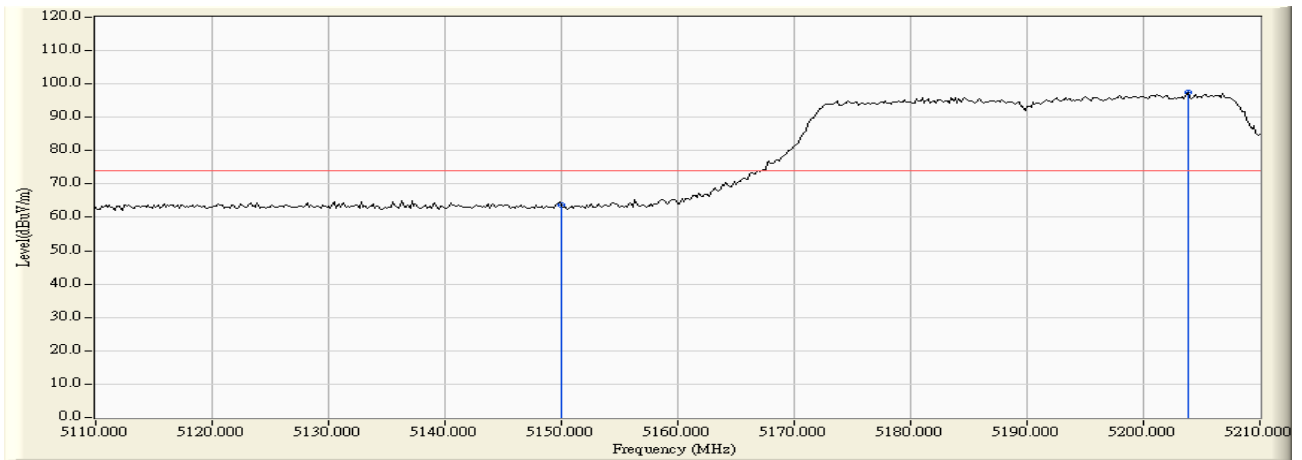
		Frequency (MHz)	Correct Factor (dB)	Reading Level (dBuV)	Measure Level (dBuV/m)	Margin (dB)	Limit (dBuV/m)	Detector Type
1		5141.833	1.079	65.206	66.285	-7.685	73.970	PEAK
2		5150.000	1.093	62.625	63.718	-10.252	73.970	PEAK
3	*	5195.333	1.151	94.668	95.820	N/A	N/A	PEAK

<b>Engineer : Jame</b>	
<b>Site : AC-2 (3m Semi-Anechoic Chamber)</b>	<b>Time : 2009/07/22 - 21:27</b>
<b>Limit : FCC_SpartC_15.209_03M_AV</b>	<b>Margin : 0</b>
<b>Probe : 9120D_499(1-18GHz) - HORIZONTAL</b>	<b>Power : AC 120V/60Hz</b>
<b>EUT : Wireless LAN Access Point</b>	<b>Note : Mode 3:Transmit at channel 5190MHz By 802.11n(40MHz) Chain C</b>



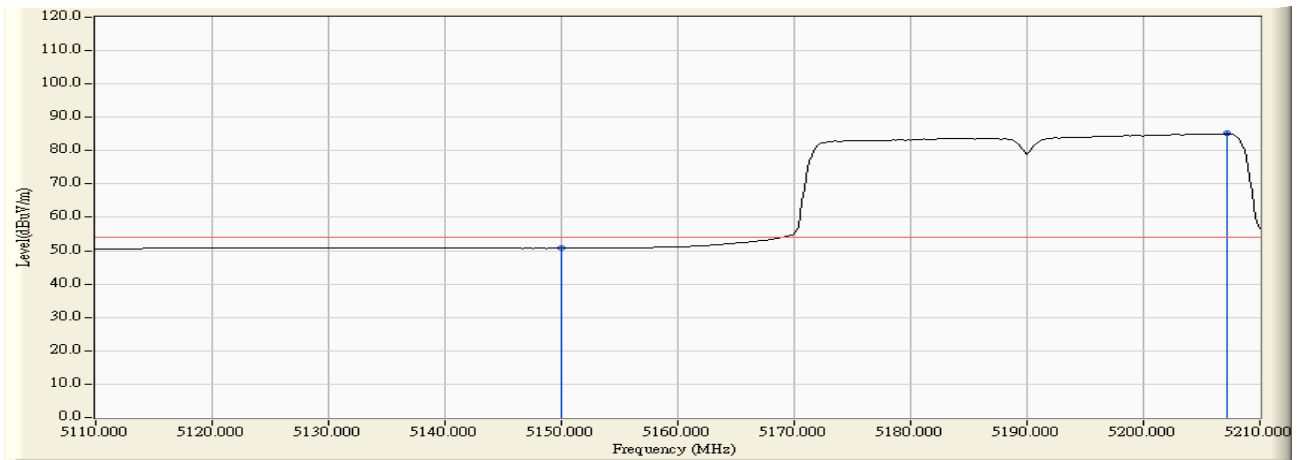
		Frequency (MHz)	Correct Factor (dB)	Reading Level (dBuV)	Measure Level (dBuV/m)	Margin (dB)	Limit (dBuV/m)	Detector Type
1		5150.000	1.093	49.586	50.679	-3.291	53.970	AVERAGE
2	*	5203.667	1.145	82.193	83.338	N/A	N/A	AVERAGE

<b>Engineer : Jame</b>	
<b>Site : AC-2 (3m Semi-Anechoic Chamber)</b>	<b>Time : 2009/07/22 - 21:27</b>
<b>Limit : FCC_SpartC_15.209_03M_PK</b>	<b>Margin : 0</b>
<b>Probe : 9120D_499(1-18GHz) - VERTICAL</b>	<b>Power : AC 120V/60Hz</b>
<b>EUT : Wireless LAN Access Point</b>	<b>Note : Mode 3:Transmit at channel 5190MHz By 802.11n(40MHz) Chain C</b>



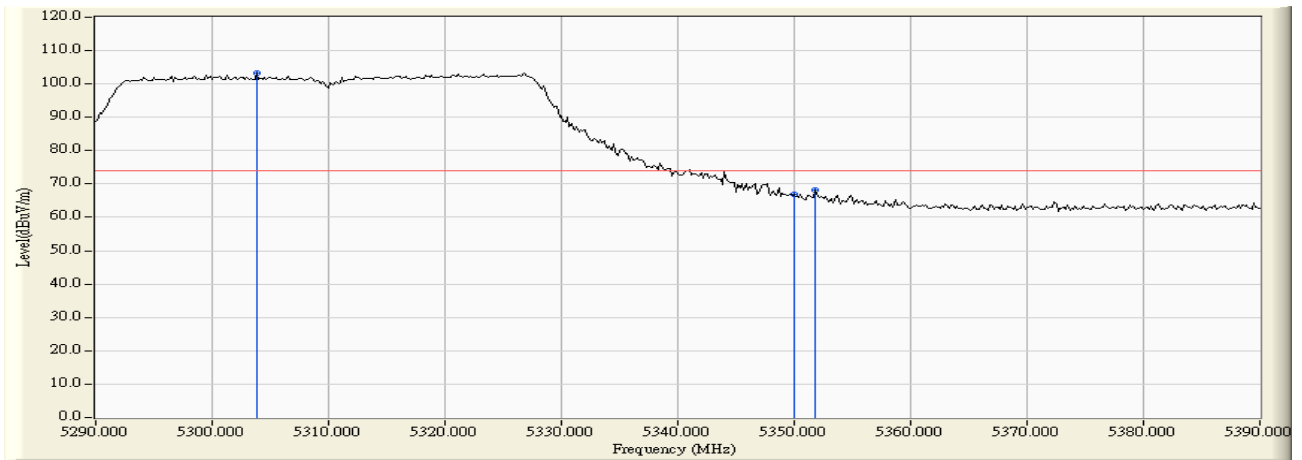
		Frequency (MHz)	Correct Factor (dB)	Reading Level (dBuV)	Measure Level (dBuV/m)	Margin (dB)	Limit (dBuV/m)	Detector Type
1		5150.000	1.093	62.732	63.825	-10.145	73.970	PEAK
2	*	5203.833	1.145	96.450	97.595	N/A	N/A	PEAK

Engineer : Jame	
Site : AC-2 (3m Semi-Anechoic Chamber)	Time : 2009/07/22 - 21:28
Limit : FCC_SpartC_15.209_03M_AV	Margin : 0
Probe : 9120D_499(1-18GHz) - VERTICAL	Power : AC 120V/60Hz
EUT : Wireless LAN Access Point	Note : Mode 3:Transmit at channel 5190MHz By 802.11n(40MHz) Chain C



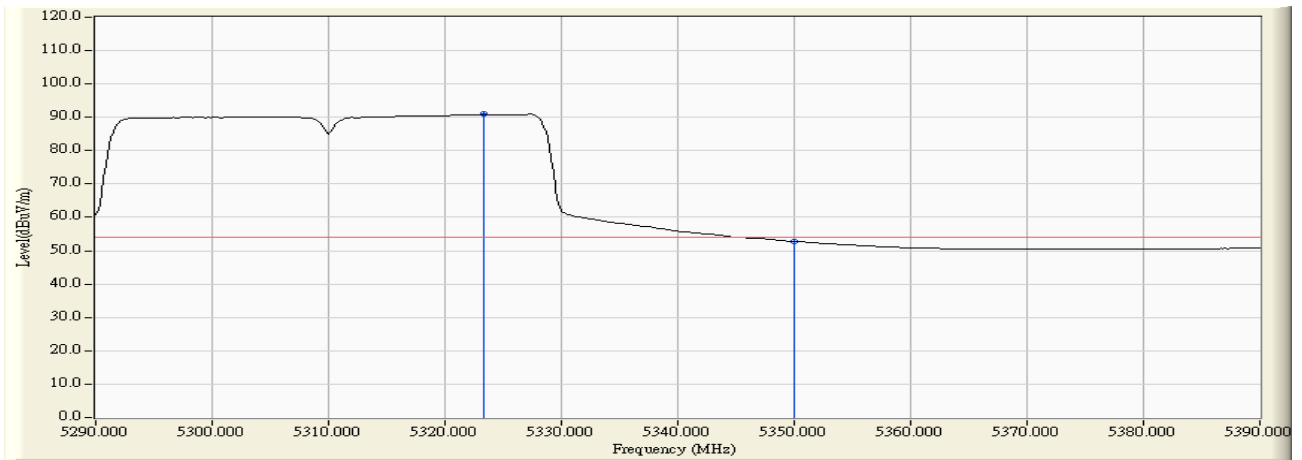
		Frequency (MHz)	Correct Factor (dB)	Reading Level (dBuV)	Measure Level (dBuV/m)	Margin (dB)	Limit (dBuV/m)	Detector Type
1		5150.000	1.093	49.650	50.743	-3.227	53.970	AVERAGE
2	*	5207.167	1.137	83.983	85.121	N/A	N/A	AVERAGE

<b>Engineer : Jame</b>	
<b>Site : AC-2 (3m Semi-Anechoic Chamber)</b>	<b>Time : 2009/07/22 - 21:30</b>
<b>Limit : FCC_SpartC_15.209_03M_PK</b>	<b>Margin : 0</b>
<b>Probe : 9120D_499(1-18GHz) - HORIZONTAL</b>	<b>Power : AC 120V/60Hz</b>
<b>EUT : Wireless LAN Access Point</b>	<b>Note : Mode 3:Transmit at channel 5310MHz By 802.11n(40MHz) Chain C</b>



		Frequency (MHz)	Correct Factor (dB)	Reading Level (dBuV)	Measure Level (dBuV/m)	Margin (dB)	Limit (dBuV/m)	Detector Type
1	*	5303.833	1.435	101.948	103.382	N/A	N/A	PEAK
2		5350.000	1.298	65.771	67.069	-6.901	73.970	PEAK
3		5351.833	1.293	66.994	68.288	-5.682	73.970	PEAK

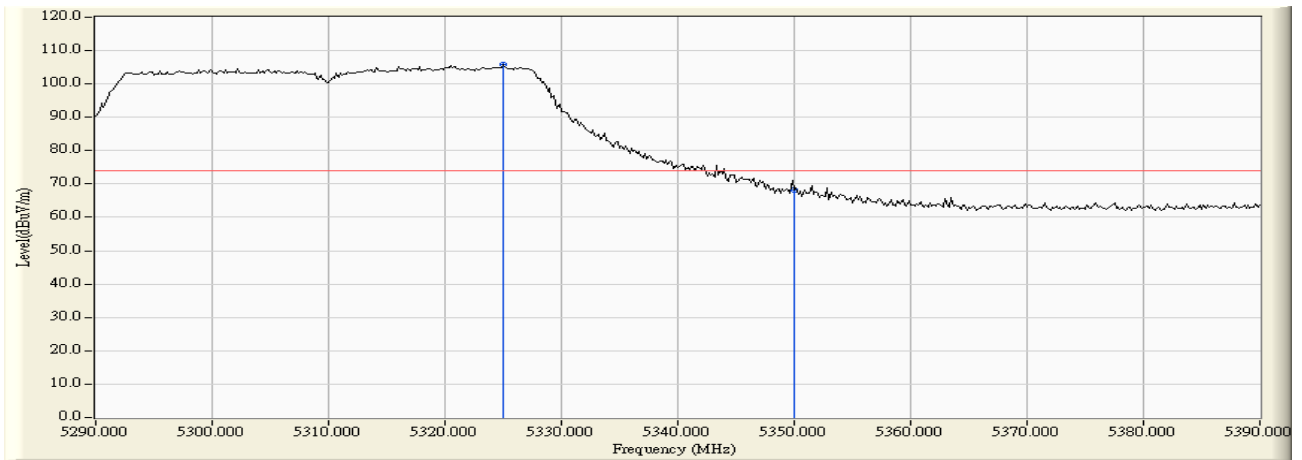
<b>Engineer : Jame</b>	
<b>Site : AC-2 (3m Semi-Anechoic Chamber)</b>	<b>Time : 2009/07/22 - 21:30</b>
<b>Limit : FCC_SpartC_15.209_03M_AV</b>	<b>Margin : 0</b>
<b>Probe : 9120D_499(1-18GHz) - HORIZONTAL</b>	<b>Power : AC 120V/60Hz</b>
<b>EUT : Wireless LAN Access Point</b>	<b>Note : Mode 3:Transmit at channel 5310MHz By 802.11n(40MHz) Chain C</b>



		Frequency (MHz)	Correct Factor (dB)	Reading Level (dBuV)	Measure Level (dBuV/m)	Margin (dB)	Limit (dBuV/m)	Detector Type
1	*	5323.333	1.372	89.538	90.910	N/A	N/A	AVERAGE
2		5350.000	1.298	51.489	52.787	-1.183	53.970	AVERAGE

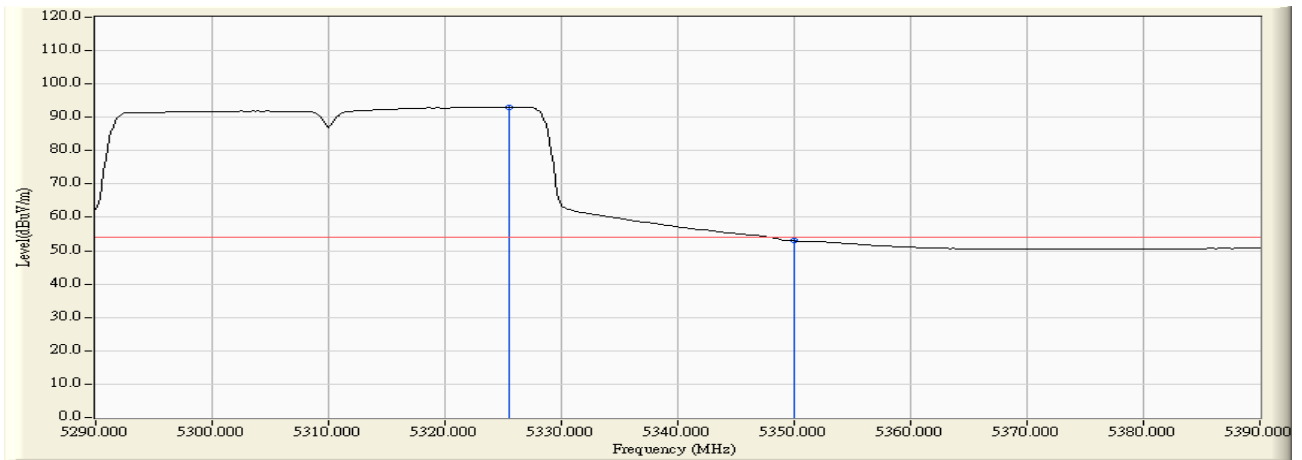


<b>Engineer : Jame</b>	
<b>Site : AC-2 (3m Semi-Anechoic Chamber)</b>	<b>Time : 2009/07/22 - 21:31</b>
<b>Limit : FCC_SpartC_15.209_03M_PK</b>	<b>Margin : 0</b>
<b>Probe : 9120D_499(1-18GHz) - VERTICAL</b>	<b>Power : AC 120V/60Hz</b>
<b>EUT : Wireless LAN Access Point</b>	<b>Note : Mode 3:Transmit at channel 5310MHz By 802.11n(40MHz) Chain C</b>



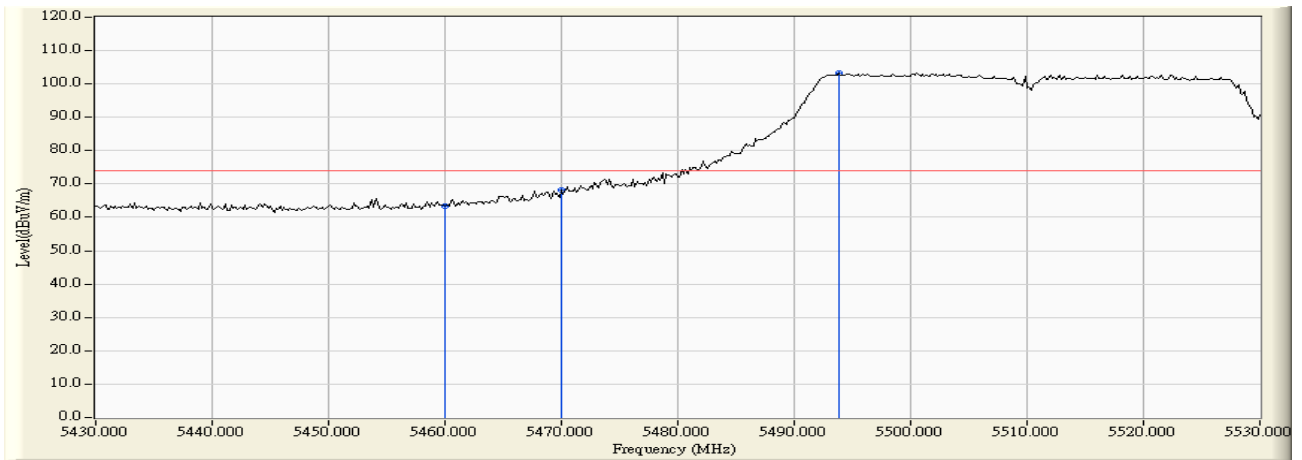
		Frequency (MHz)	Correct Factor (dB)	Reading Level (dBuV)	Measure Level (dBuV/m)	Margin (dB)	Limit (dBuV/m)	Detector Type
1	*	5325.000	1.365	104.620	105.986	N/A	N/A	PEAK
2		5350.000	1.298	66.859	68.157	-5.813	73.970	PEAK

<b>Engineer : Jame</b>	
<b>Site : AC-2 (3m Semi-Anechoic Chamber)</b>	<b>Time : 2009/07/22 - 21:31</b>
<b>Limit : FCC_SpartC_15.209_03M_AV</b>	<b>Margin : 0</b>
<b>Probe : 9120D_499(1-18GHz) - VERTICAL</b>	<b>Power : AC 120V/60Hz</b>
<b>EUT : Wireless LAN Access Point</b>	<b>Note : Mode 3:Transmit at channel 5310MHz By 802.11n(40MHz) Chain C</b>



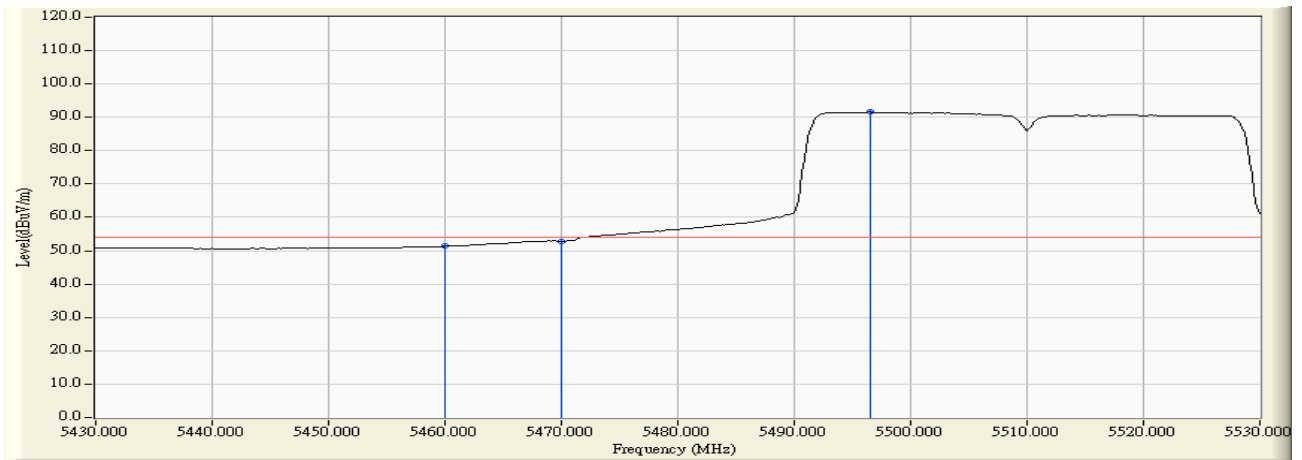
		Frequency (MHz)	Correct Factor (dB)	Reading Level (dBuV)	Measure Level (dBuV/m)	Margin (dB)	Limit (dBuV/m)	Detector Type
1	*	5325.500	1.364	91.742	93.106	N/A	N/A	AVERAGE
2		5350.000	1.298	51.667	52.965	-1.005	53.970	AVERAGE

Engineer : Jame	
Site : AC-2 (3m Semi-Anechoic Chamber)	Time : 2009/07/22 - 21:34
Limit : FCC_SpartC_15.209_03M_PK	Margin : 0
Probe : 9120D_499(1-18GHz) - HORIZONTAL	Power : AC 120V/60Hz
EUT : Wireless LAN Access Point	Note : Mode 3:Transmit at channel 5510MHz By 802.11n(40MHz) Chain C



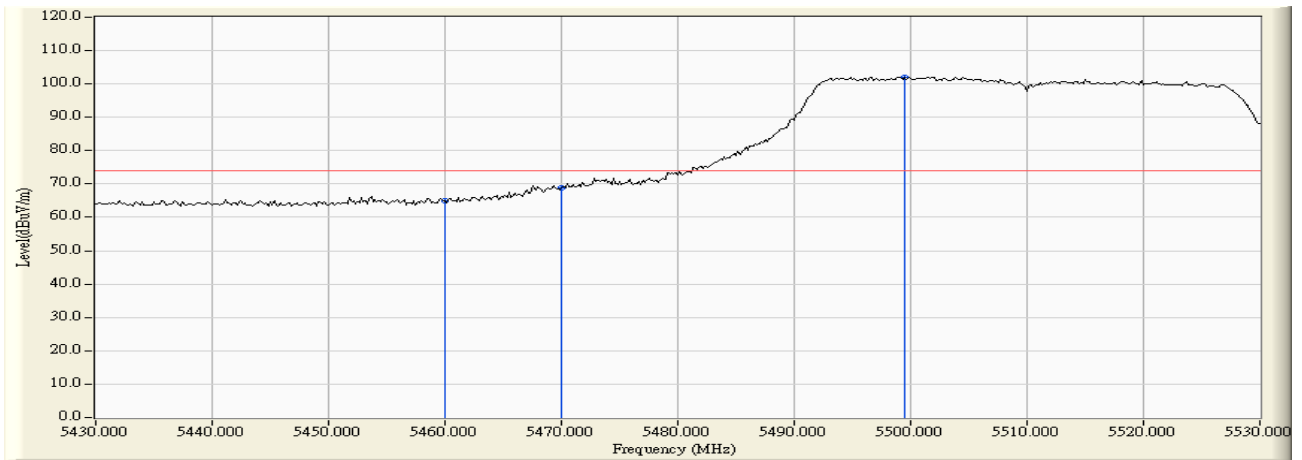
		Frequency (MHz)	Correct Factor (dB)	Reading Level (dBuV)	Measure Level (dBuV/m)	Margin (dB)	Limit (dBuV/m)	Detector Type
1		5460.000	2.054	61.204	63.258	-10.712	73.970	PEAK
2		5470.000	2.086	66.127	68.213	-20.087	88.300	PEAK
3	*	5493.833	2.166	101.233	103.399	N/A	N/A	PEAK

Engineer : Jame	
Site : AC-2 (3m Semi-Anechoic Chamber)	Time : 2009/07/22 - 21:34
Limit : FCC_SpartC_15.209_03M_AV	Margin : 0
Probe : 9120D_499(1-18GHz) - HORIZONTAL	Power : AC 120V/60Hz
EUT : Wireless LAN Access Point	Note : Mode 3:Transmit at channel 5510MHz By 802.11n(40MHz) Chain C



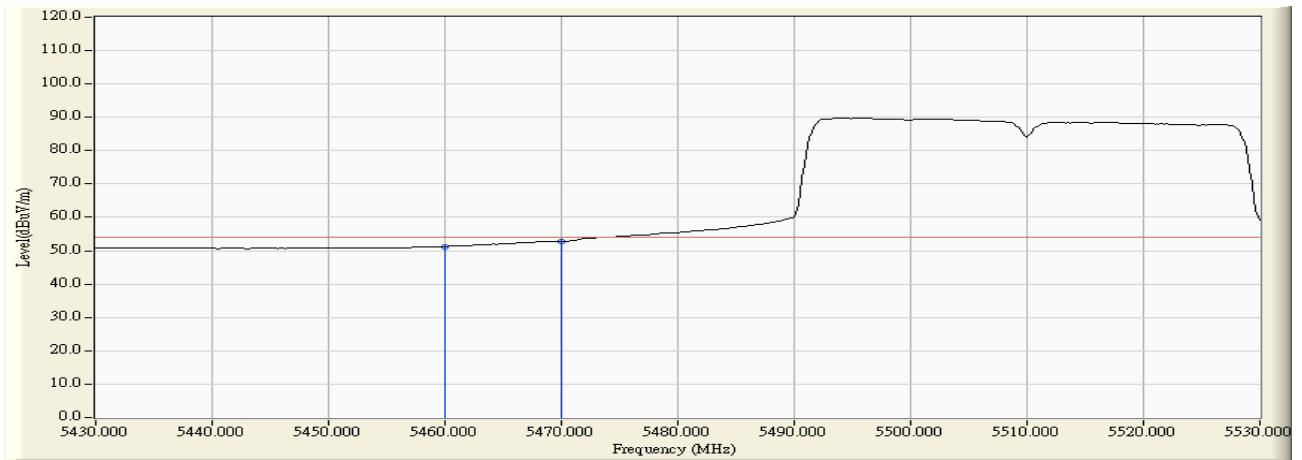
		Frequency (MHz)	Correct Factor (dB)	Reading Level (dBuV)	Measure Level (dBuV/m)	Margin (dB)	Limit (dBuV/m)	Detector Type
1		5460.000	2.054	49.276	51.330	-2.640	53.970	AVERAGE
2		5470.000	2.086	50.771	52.857	-15.433	68.300	AVERAGE
3	*	5496.500	2.172	89.361	91.533	N/A	N/A	AVERAGE

Engineer : Jame	
Site : AC-2 (3m Semi-Anechoic Chamber)	Time : 2009/07/22 - 21:36
Limit : FCC_SpartC_15.209_03M_PK	Margin : 0
Probe : 9120D_499(1-18GHz) - VERTICAL	Power : AC 120V/60Hz
EUT : Wireless LAN Access Point	Note : Mode 3:Transmit at channel 5510MHz By 802.11n(40MHz) Chain C



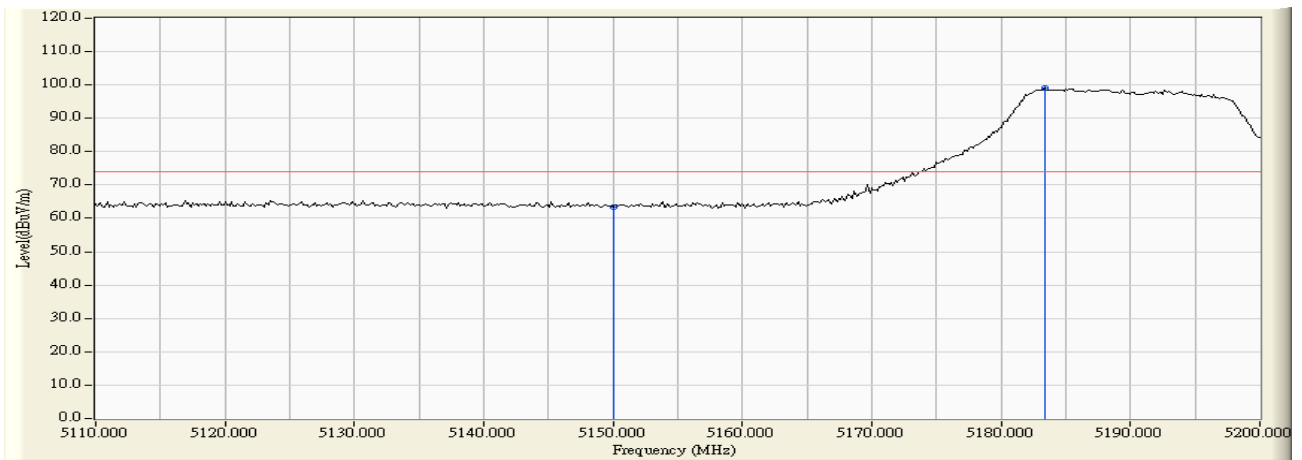
		Frequency (MHz)	Correct Factor (dB)	Reading Level (dBuV)	Measure Level (dBuV/m)	Margin (dB)	Limit (dBuV/m)	Detector Type
1		5460.000	2.054	62.945	64.999	-8.971	73.970	PEAK
2		5470.000	2.086	66.779	68.865	-19.435	88.300	PEAK
3	*	5499.500	2.179	99.957	102.135	N/A	N/A	PEAK

Engineer : Jame	
Site : AC-2 (3m Semi-Anechoic Chamber)	Time : 2009/07/22 - 21:36
Limit : FCC_SpartC_15.209_03M_AV	Margin : 0
Probe : 9120D_499(1-18GHz) - VERTICAL	Power : AC 120V/60Hz
EUT : Wireless LAN Access Point	Note : Mode 3:Transmit at channel 5510MHz By 802.11n(40MHz) Chain C



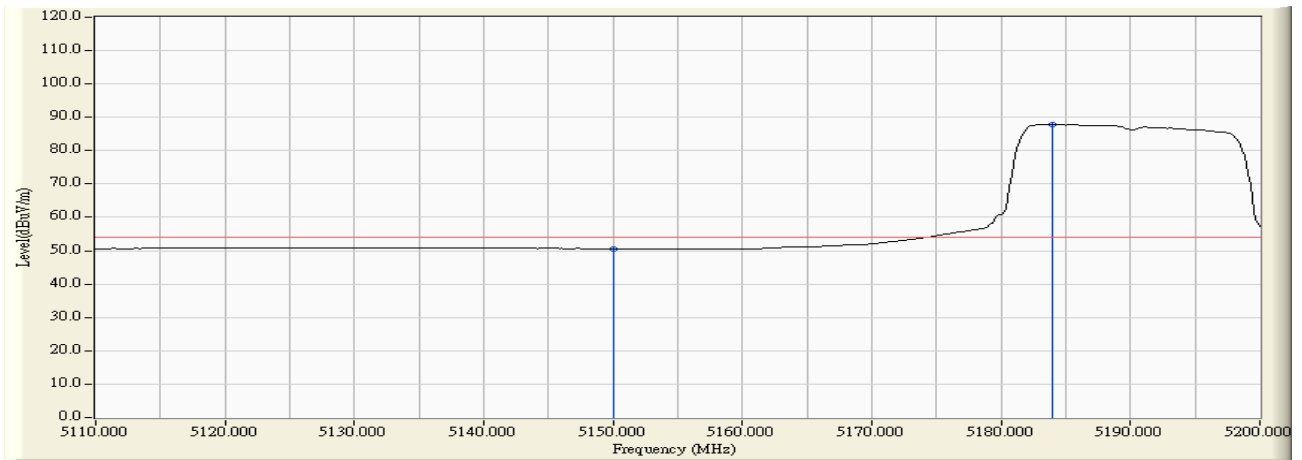
		Frequency (MHz)	Correct Factor (dB)	Reading Level (dBuV)	Measure Level (dBuV/m)	Margin (dB)	Limit (dBuV/m)	Detector Type
1		5460.000	2.054	49.216	51.270	-2.700	53.970	AVERAGE
2		5470.000	2.086	50.768	52.854	-1.116	53.970	AVERAGE
3	*	5499.500	2.179	87.957	90.135	N/A	N/A	AVERAGE

<b>Engineer : Jame</b>	
<b>Site : AC-2 (3m Semi-Anechoic Chamber)</b>	<b>Time : 2009/07/22 - 21:03</b>
<b>Limit : FCC_SpartC_15.209_03M_PK</b>	<b>Margin : 0</b>
<b>Probe : 9120D_499(1-18GHz) - HORIZONTAL</b>	<b>Power : AC 120V/60Hz</b>
<b>EUT : Wireless LAN Access Point</b>	<b>Note : Mode 1:Transmit at channel 5180MHz By 802.11a Chain C</b>



		Frequency (MHz)	Correct Factor (dB)	Reading Level (dBuV)	Measure Level (dBuV/m)	Margin (dB)	Limit (dBuV/m)	Detector Type
1		5150.000	1.093	62.364	63.457	-10.513	73.970	PEAK
2	*	5183.350	1.141	97.813	98.954	N/A	N/A	PEAK

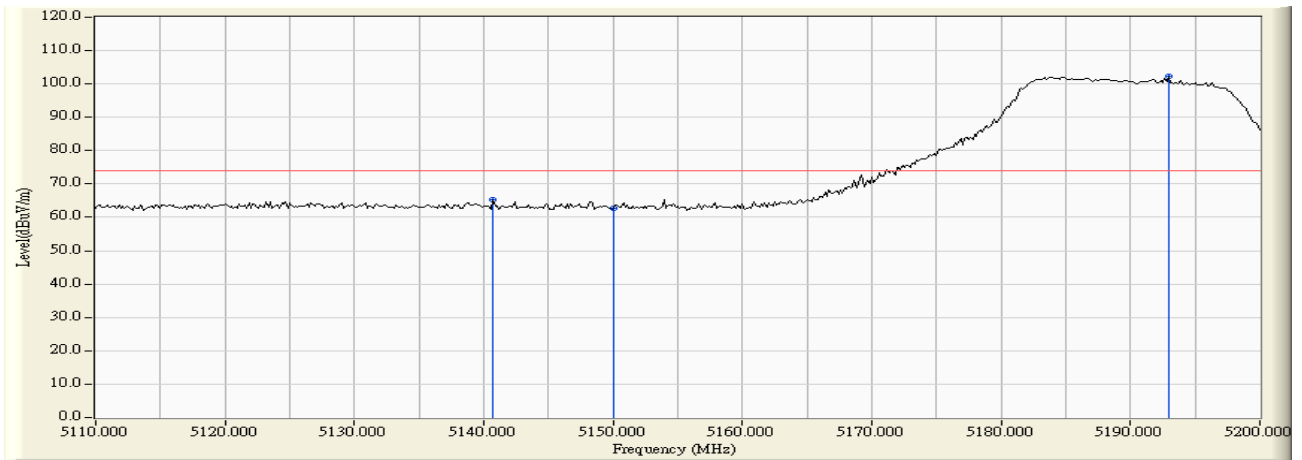
<b>Engineer : Jame</b>	
<b>Site : AC-2 (3m Semi-Anechoic Chamber)</b>	<b>Time : 2009/07/22 - 21:04</b>
<b>Limit : FCC_SpartC_15.209_03M_AV</b>	<b>Margin : 0</b>
<b>Probe : 9120D_499(1-18GHz) - HORIZONTAL</b>	<b>Power : AC 120V/60Hz</b>
<b>EUT : Wireless LAN Access Point</b>	<b>Note : Mode 1:Transmit at channel 5180MHz By 802.11a Chain C</b>



		Frequency (MHz)	Correct Factor (dB)	Reading Level (dBuV)	Measure Level (dBuV/m)	Margin (dB)	Limit (dBuV/m)	Detector Type
1		5150.000	1.093	49.534	50.627	-3.343	53.970	AVERAGE
2	*	5183.950	1.141	86.630	87.771	N/A	N/A	AVERAGE

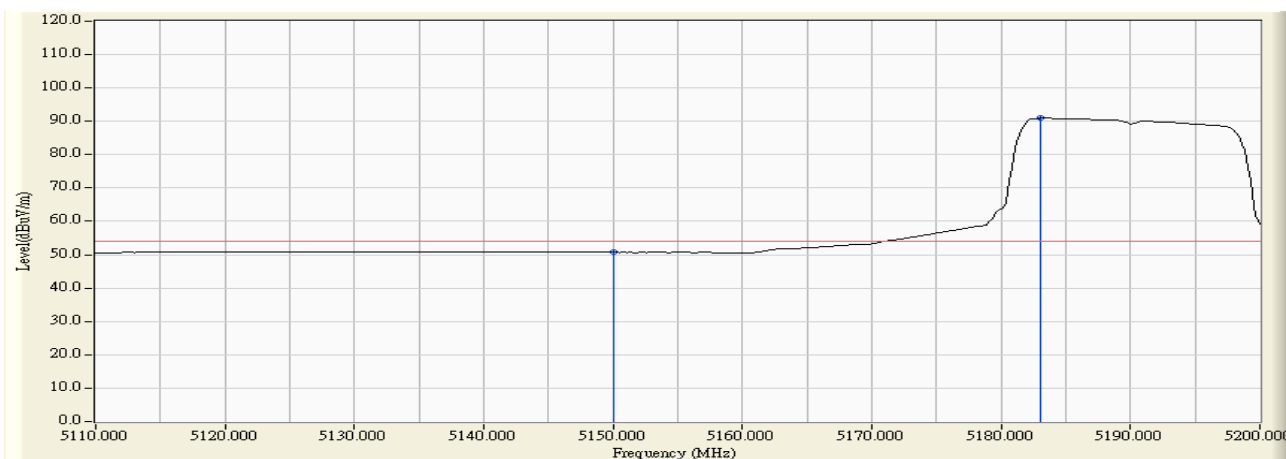


Engineer : Jame	
Site : AC-2 (3m Semi-Anechoic Chamber)	Time : 2009/07/22 - 21:04
Limit : FCC_SpartC_15.209_03M_PK	Margin : 0
Probe : 9120D_499(1-18GHz) - VERTICAL	Power : AC 120V/60Hz
EUT : Wireless LAN Access Point	Note : Mode 1:Transmit at channel 5180MHz By 802.11a Chain C



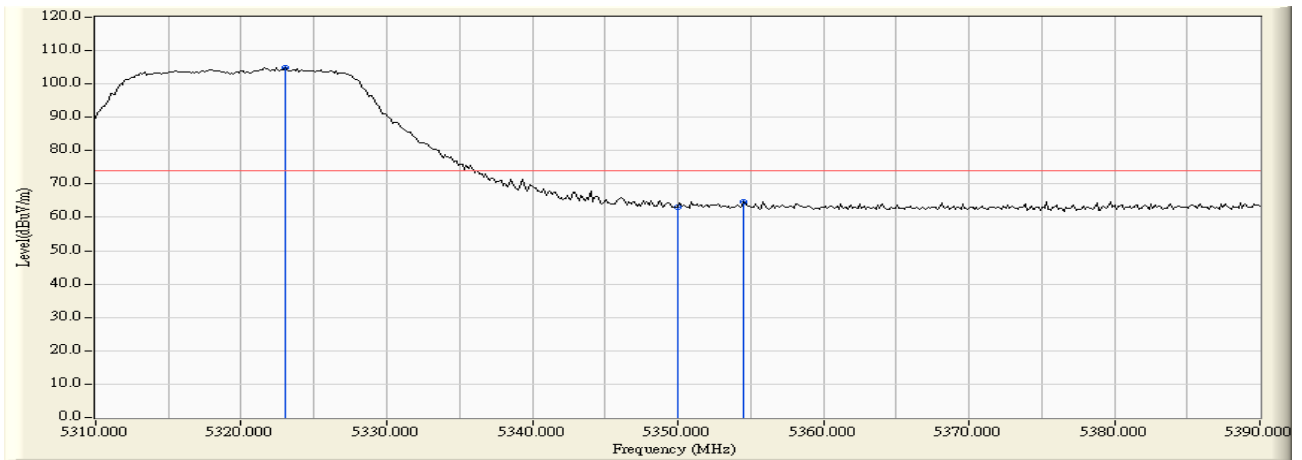
		Frequency (MHz)	Correct Factor (dB)	Reading Level (dBuV)	Measure Level (dBuV/m)	Margin (dB)	Limit (dBuV/m)	Detector Type
1		5140.750	1.077	64.164	65.241	-8.729	73.970	PEAK
2		5150.000	1.093	61.609	62.702	-11.268	73.970	PEAK
3	*	5192.950	1.149	101.002	102.151	N/A	N/A	PEAK

<b>Engineer : Jame</b>	
<b>Site : AC-2 (3m Semi-Anechoic Chamber)</b>	<b>Time : 2009/07/22 - 21:05</b>
<b>Limit : FCC_SpartC_15.209_03M_AV</b>	<b>Margin : 0</b>
<b>Probe : 9120D_499(1-18GHz) - VERTICAL</b>	<b>Power : AC 120V/60Hz</b>
<b>EUT : Wireless LAN Access Point</b>	<b>Note : Mode 1:Transmit at channel 5180MHz By 802.11a Chain C</b>



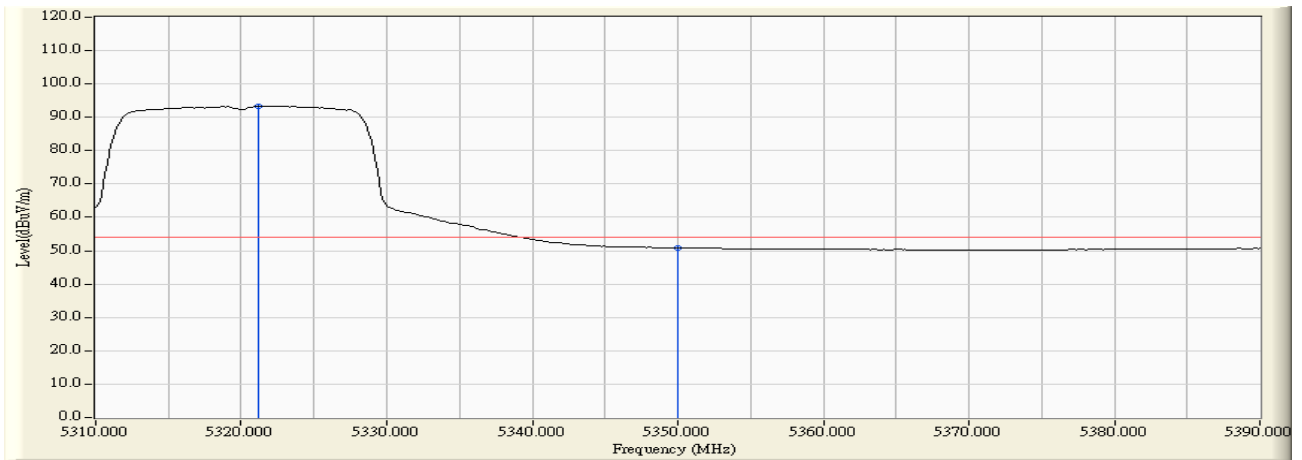
		Frequency (MHz)	Correct Factor (dB)	Reading Level (dBuV)	Measure Level (dBuV/m)	Margin (dB)	Limit (dBuV/m)	Detector Type
1		5150.000	1.093	49.637	50.730	-3.240	53.970	AVERAGE
2	*	5183.050	1.140	89.913	91.053	N/A	N/A	AVERAGE

Engineer : Jame	
Site : AC-2 (3m Semi-Anechoic Chamber)	Time : 2009/07/22 - 21:07
Limit : FCC_SpartC_15.209_03M_PK	Margin : 0
Probe : 9120D_499(1-18GHz) - HORIZONTAL	Power : AC 120V/60Hz
EUT : Wireless LAN Access Point	Note : Mode 1:Transmit at channel 5320MHz By 802.11a Chain C



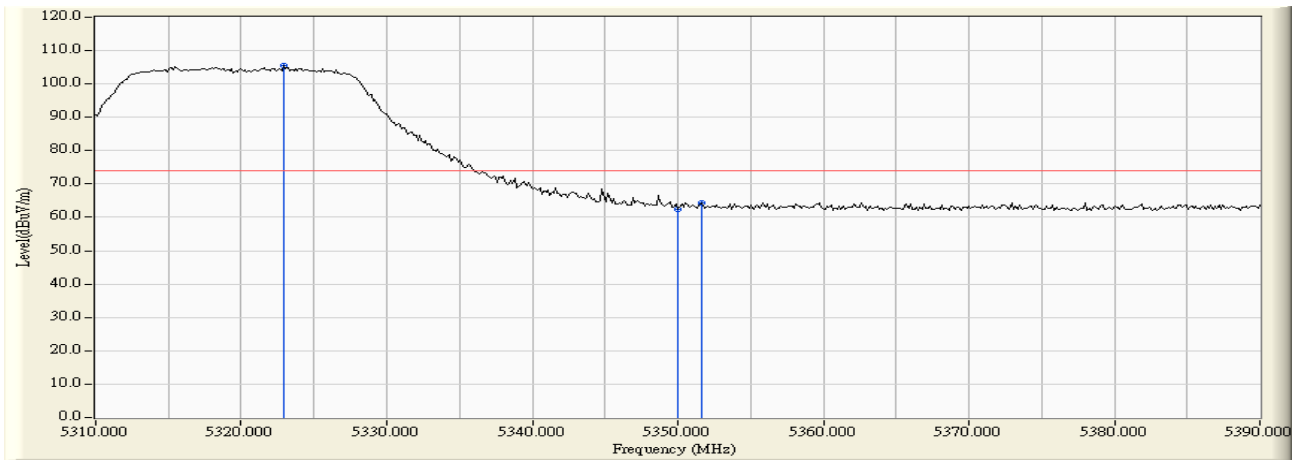
		Frequency (MHz)	Correct Factor (dB)	Reading Level (dBuV)	Measure Level (dBuV/m)	Margin (dB)	Limit (dBuV/m)	Detector Type
1	*	5323.067	1.373	103.513	104.886	N/A	N/A	PEAK
2		5350.000	1.298	61.857	63.155	-10.815	73.970	PEAK
3		5354.533	1.299	63.452	64.751	-9.219	73.970	PEAK

Engineer : Jame	
Site : AC-2 (3m Semi-Anechoic Chamber)	Time : 2009/07/22 - 21:08
Limit : FCC_SpartC_15.209_03M_AV	Margin : 0
Probe : 9120D_499(1-18GHz) - HORIZONTAL	Power : AC 120V/60Hz
EUT : Wireless LAN Access Point	Note : Mode 1:Transmit at channel 5320MHz By 802.11a Chain C



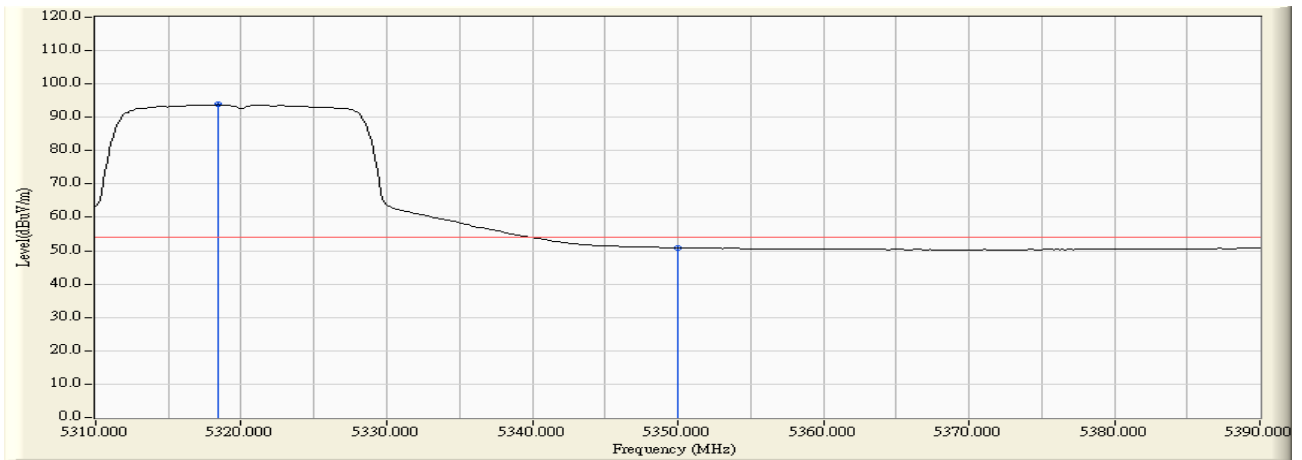
		Frequency (MHz)	Correct Factor (dB)	Reading Level (dBuV)	Measure Level (dBuV/m)	Margin (dB)	Limit (dBuV/m)	Detector Type
1	*	5321.200	1.380	91.929	93.309	N/A	N/A	AVERAGE
2		5350.000	1.298	49.516	50.814	-3.156	53.970	AVERAGE

<b>Engineer : Jame</b>	
<b>Site : AC-2 (3m Semi-Anechoic Chamber)</b>	<b>Time : 2009/07/22 - 21:09</b>
<b>Limit : FCC_SpartC_15.209_03M_PK</b>	<b>Margin : 0</b>
<b>Probe : 9120D_499(1-18GHz) - VERTICAL</b>	<b>Power : AC 120V/60Hz</b>
<b>EUT : Wireless LAN Access Point</b>	<b>Note : Mode 1:Transmit at channel 5320MHz By 802.11a Chain C</b>



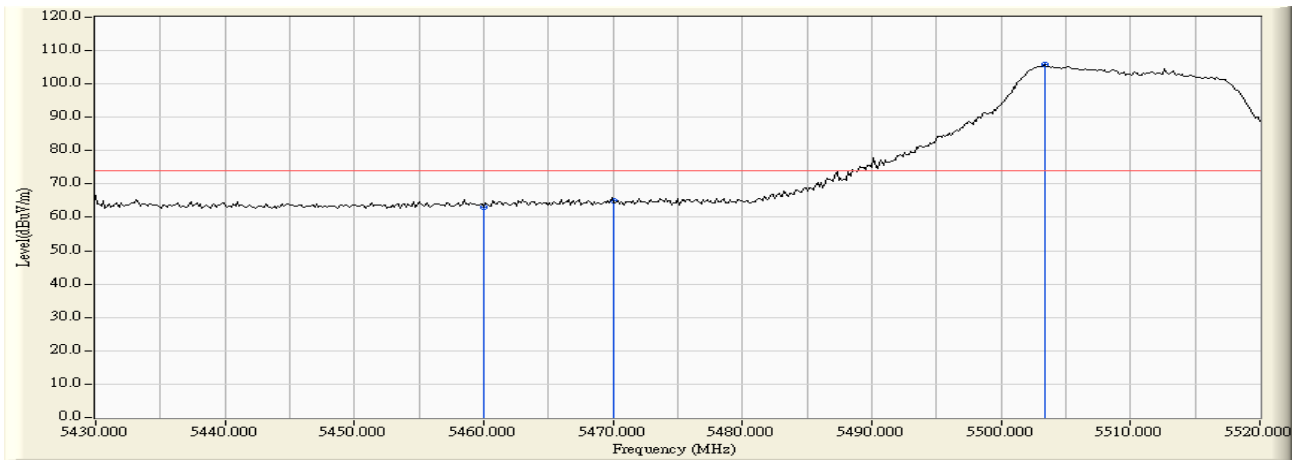
		Frequency (MHz)	Correct Factor (dB)	Reading Level (dBuV)	Measure Level (dBuV/m)	Margin (dB)	Limit (dBuV/m)	Detector Type
1	*	5322.933	1.374	104.156	105.529	N/A	N/A	PEAK
2		5350.000	1.298	61.225	62.523	-11.447	73.970	PEAK
3		5351.600	1.294	62.965	64.259	-9.711	73.970	PEAK

<b>Engineer : Jame</b>	
<b>Site : AC-2 (3m Semi-Anechoic Chamber)</b>	<b>Time : 2009/07/22 - 21:09</b>
<b>Limit : FCC_SpartC_15.209_03M_AV</b>	<b>Margin : 0</b>
<b>Probe : 9120D_499(1-18GHz) - VERTICAL</b>	<b>Power : AC 120V/60Hz</b>
<b>EUT : Wireless LAN Access Point</b>	<b>Note : Mode 1:Transmit at channel 5320MHz By 802.11a Chain C</b>



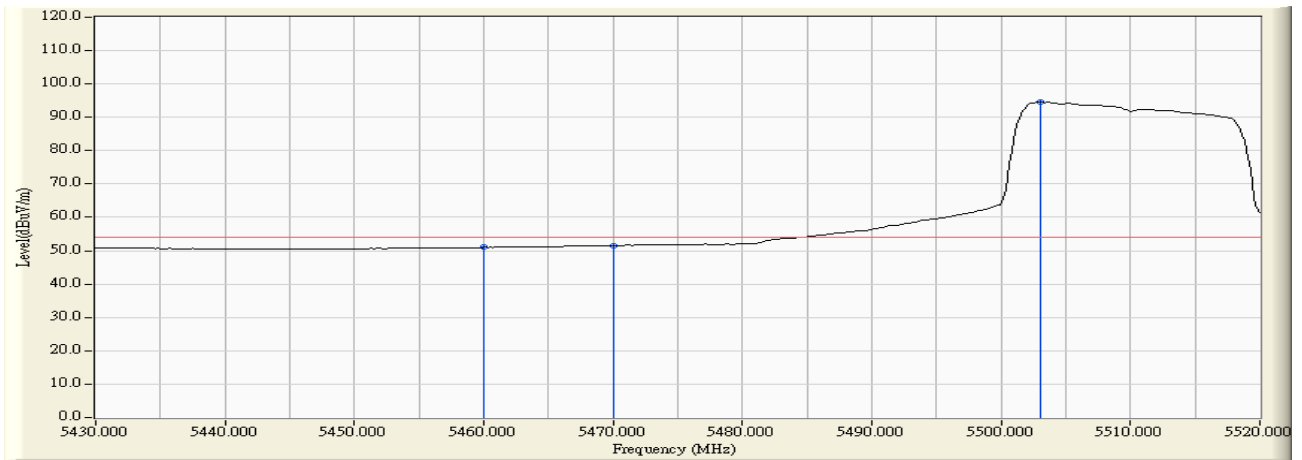
		Frequency (MHz)	Correct Factor (dB)	Reading Level (dBuV)	Measure Level (dBuV/m)	Margin (dB)	Limit (dBuV/m)	Detector Type
1	*	5318.400	1.390	92.395	93.785	N/A	N/A	AVERAGE
2		5350.000	1.298	49.575	50.873	-3.097	53.970	AVERAGE

Engineer : Jame	
Site : AC-2 (3m Semi-Anechoic Chamber)	Time : 2009/07/22 - 21:11
Limit : FCC_SpartC_15.209_03M_PK	Margin : 0
Probe : 9120D_499(1-18GHz) - HORIZONTAL	Power : AC 120V/60Hz
EUT : Wireless LAN Access Point	Note : Mode 1:Transmit at channel 5500MHz By 802.11a Chain C



		Frequency (MHz)	Correct Factor (dB)	Reading Level (dBuV)	Measure Level (dBuV/m)	Margin (dB)	Limit (dBuV/m)	Detector Type
1		5460.000	2.054	61.147	63.201	-10.769	73.970	PEAK
2		5470.000	2.086	62.800	64.886	-23.414	88.300	PEAK
3	*	5503.350	2.187	103.501	105.688	N/A	N/A	PEAK

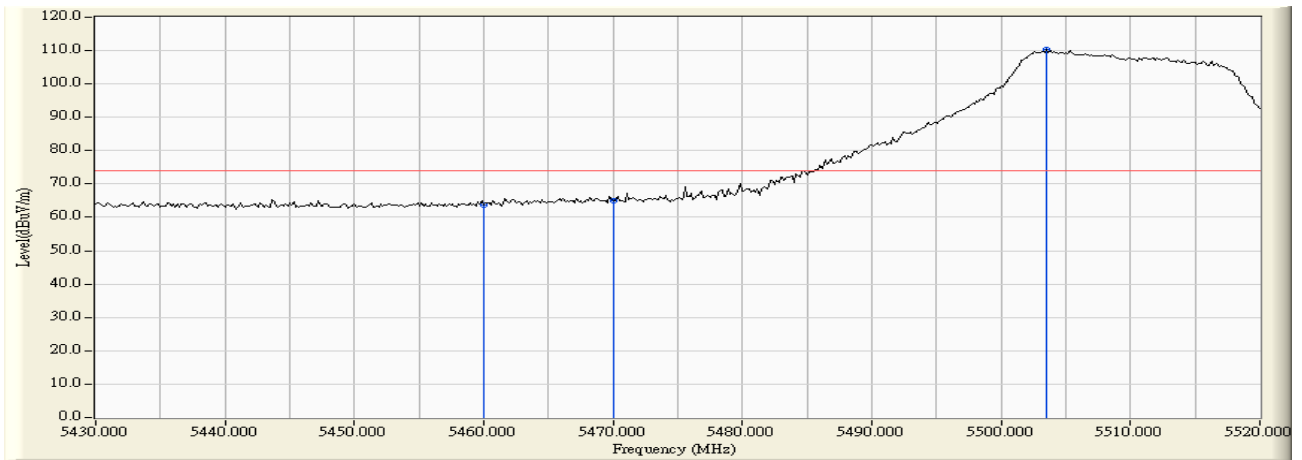
Engineer : Jame	
Site : AC-2 (3m Semi-Anechoic Chamber)	Time : 2009/07/22 - 21:12
Limit : FCC_SpartC_15.209_03M_AV	Margin : 0
Probe : 9120D_499(1-18GHz) - HORIZONTAL	Power : AC 120V/60Hz
EUT : Wireless LAN Access Point	Note : Mode 1:Transmit at channel 5500MHz By 802.11a Chain C



		Frequency (MHz)	Correct Factor (dB)	Reading Level (dBuV)	Measure Level (dBuV/m)	Margin (dB)	Limit (dBuV/m)	Detector Type
1		5460.000	2.054	48.947	51.001	-2.969	53.970	AVERAGE
2		5470.000	2.086	49.481	51.567	-16.733	68.300	AVERAGE
3	*	5503.050	2.186	92.304	94.490	N/A	N/A	AVERAGE

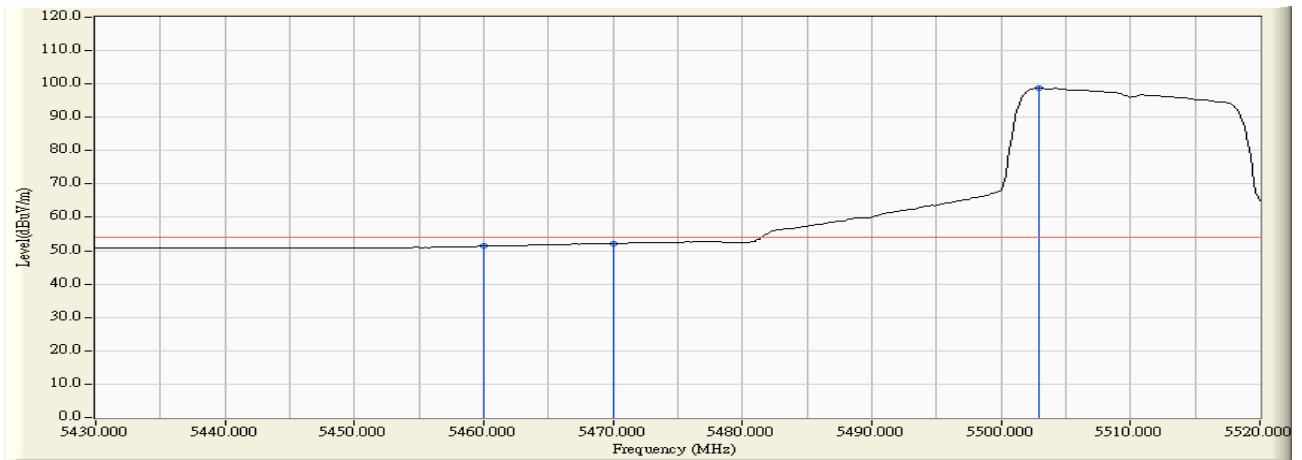


<b>Engineer : Jame</b>	
<b>Site : AC-2 (3m Semi-Anechoic Chamber)</b>	<b>Time : 2009/07/22 - 21:12</b>
<b>Limit : FCC_SpartC_15.209_03M_PK</b>	<b>Margin : 0</b>
<b>Probe : 9120D_499(1-18GHz) - VERTICAL</b>	<b>Power : AC 120V/60Hz</b>
<b>EUT : Wireless LAN Access Point</b>	<b>Note : Mode 1:Transmit at channel 5500MHz By 802.11a Chain C</b>



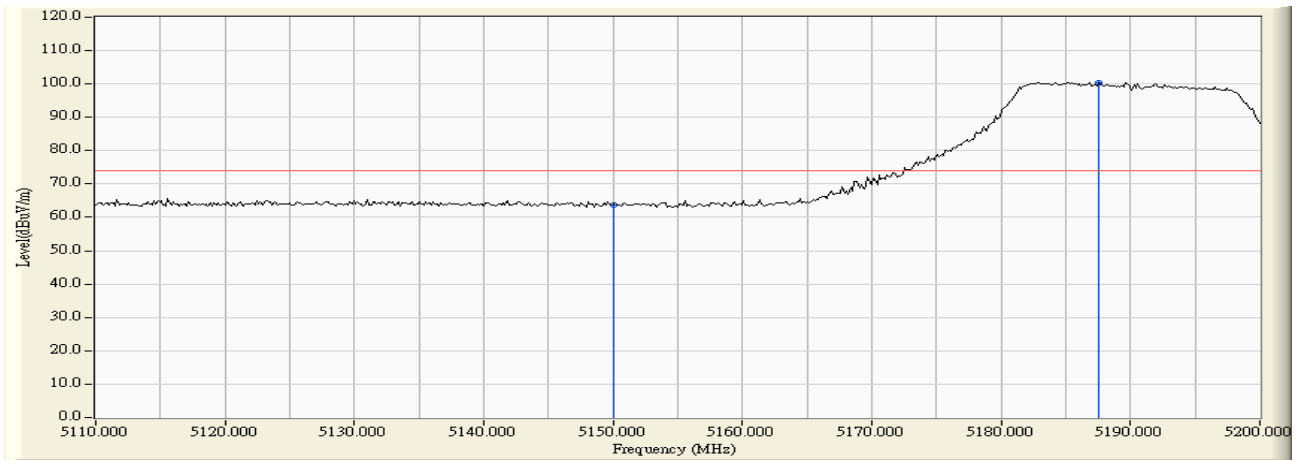
		Frequency (MHz)	Correct Factor (dB)	Reading Level (dBuV)	Measure Level (dBuV/m)	Margin (dB)	Limit (dBuV/m)	Detector Type
1		5460.000	2.054	61.745	63.799	-10.171	73.970	PEAK
2		5470.000	2.086	62.944	65.030	-23.270	88.300	PEAK
3	*	5503.500	2.187	108.161	110.348	N/A	N/A	PEAK

<b>Engineer : Jame</b>	
<b>Site : AC-2 (3m Semi-Anechoic Chamber)</b>	<b>Time : 2009/07/22 - 21:13</b>
<b>Limit : FCC_SpartC_15.209_03M_AV</b>	<b>Margin : 0</b>
<b>Probe : 9120D_499(1-18GHz) - VERTICAL</b>	<b>Power : AC 120V/60Hz</b>
<b>EUT : Wireless LAN Access Point</b>	<b>Note : Mode 1:Transmit at channel 5500MHz By 802.11a Chain C</b>



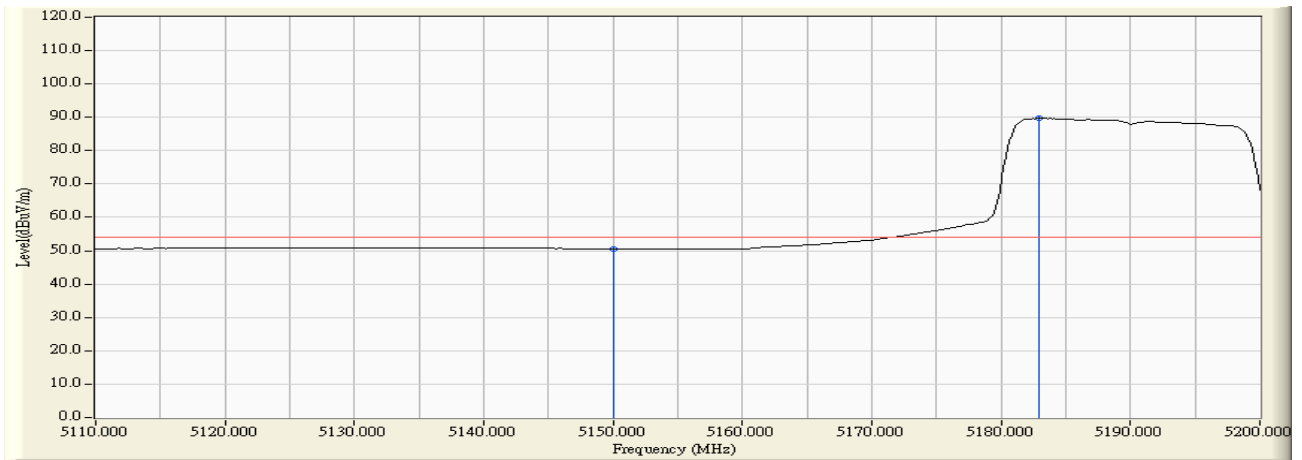
		Frequency (MHz)	Correct Factor (dB)	Reading Level (dBuV)	Measure Level (dBuV/m)	Margin (dB)	Limit (dBuV/m)	Detector Type
1		5460.000	2.054	49.296	51.350	-2.620	53.970	AVERAGE
2		5470.000	2.086	50.048	52.134	-16.166	68.300	AVERAGE
3	*	5502.900	2.186	96.686	98.872	N/A	N/A	AVERAGE

Engineer : Jame	
Site : AC-2 (3m Semi-Anechoic Chamber)	Time : 2009/07/22 - 21:15
Limit : FCC_SpartC_15.209_03M_PK	Margin : 0
Probe : 9120D_499(1-18GHz) - HORIZONTAL	Power : AC 120V/60Hz
EUT : Wireless LAN Access Point	Note : Mode 2:Transmit at channel 5180MHz By 802.11n(20MHz) Chain C



		Frequency (MHz)	Correct Factor (dB)	Reading Level (dBuV)	Measure Level (dBuV/m)	Margin (dB)	Limit (dBuV/m)	Detector Type
1		5150.000	1.093	62.662	63.755	-10.215	73.970	PEAK
2	*	5187.550	1.144	99.387	100.531	N/A	N/A	PEAK

Engineer : Jame	
Site : AC-2 (3m Semi-Anechoic Chamber)	Time : 2009/07/22 - 21:16
Limit : FCC_SpartC_15.209_03M_AV	Margin : 0
Probe : 9120D_499(1-18GHz) - HORIZONTAL	Power : AC 120V/60Hz
EUT : Wireless LAN Access Point	Note : Mode 2:Transmit at channel 5180MHz By 802.11n(20MHz) Chain C



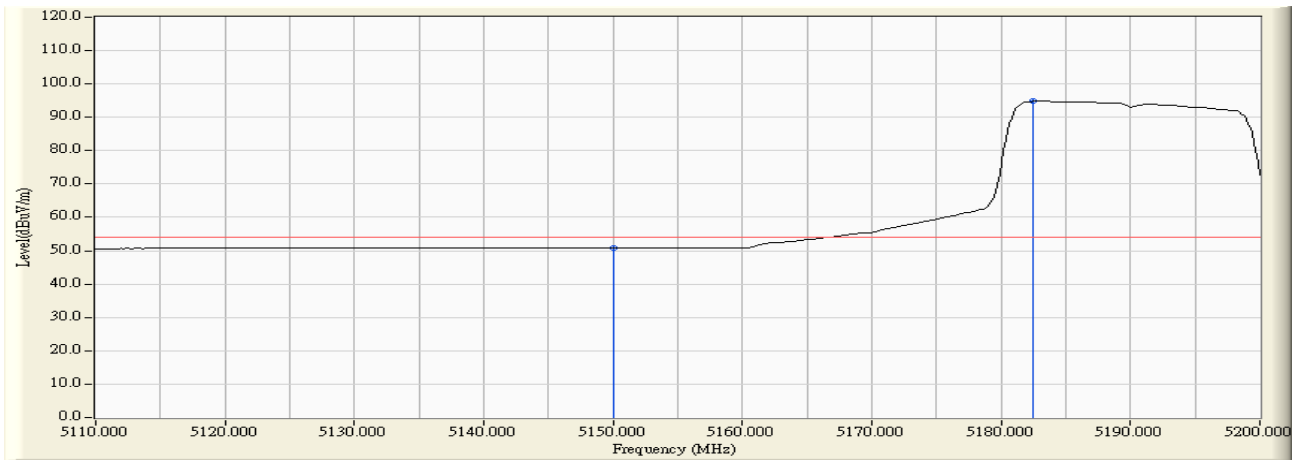
		Frequency (MHz)	Correct Factor (dB)	Reading Level (dBuV)	Measure Level (dBuV/m)	Margin (dB)	Limit (dBuV/m)	Detector Type
1		5150.000	1.093	49.528	50.621	-3.349	53.970	AVERAGE
2	*	5182.900	1.141	88.554	89.694	N/A	N/A	AVERAGE

Engineer : Jame	
Site : AC-2 (3m Semi-Anechoic Chamber)	Time : 2009/07/22 - 21:17
Limit : FCC_SpartC_15.209_03M_PK	Margin : 0
Probe : 9120D_499(1-18GHz) - VERTICAL	Power : AC 120V/60Hz
EUT : Wireless LAN Access Point	Note : Mode 2:Transmit at channel 5180MHz By 802.11n(20MHz) Chain C



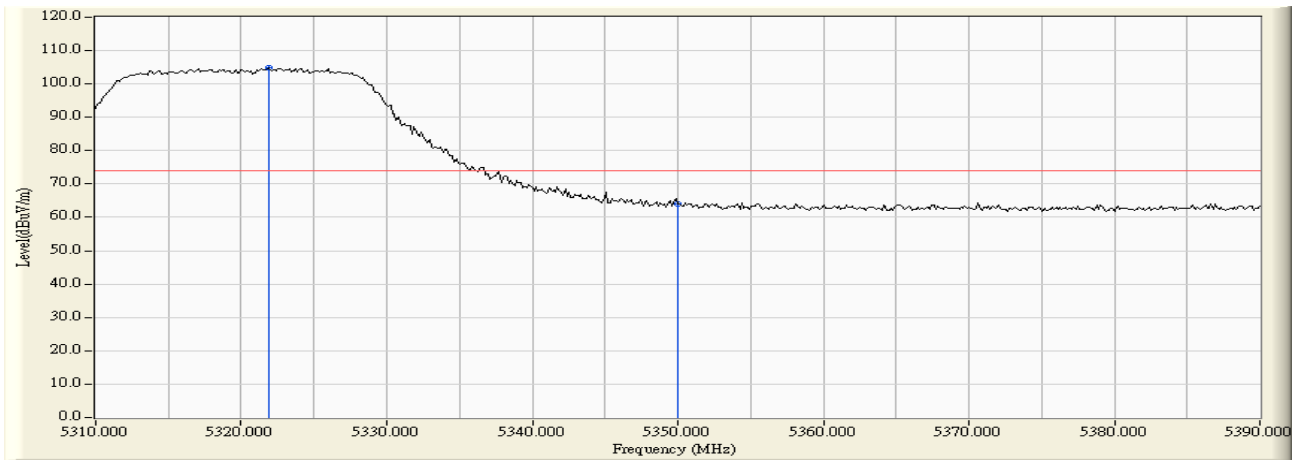
		Frequency (MHz)	Correct Factor (dB)	Reading Level (dBuV)	Measure Level (dBuV/m)	Margin (dB)	Limit (dBuV/m)	Detector Type
1		5122.750	1.037	64.215	65.252	-8.718	73.970	PEAK
2		5150.000	1.093	61.559	62.652	-11.318	73.970	PEAK
3	*	5183.800	1.141	104.991	106.132	N/A	N/A	PEAK

<b>Engineer : Jame</b>	
<b>Site : AC-2 (3m Semi-Anechoic Chamber)</b>	<b>Time : 2009/07/22 - 21:18</b>
<b>Limit : FCC_SpartC_15.209_03M_AV</b>	<b>Margin : 0</b>
<b>Probe : 9120D_499(1-18GHz) - VERTICAL</b>	<b>Power : AC 120V/60Hz</b>
<b>EUT : Wireless LAN Access Point</b>	<b>Note : Mode 2:Transmit at channel 5180MHz By 802.11n(20MHz) Chain C</b>



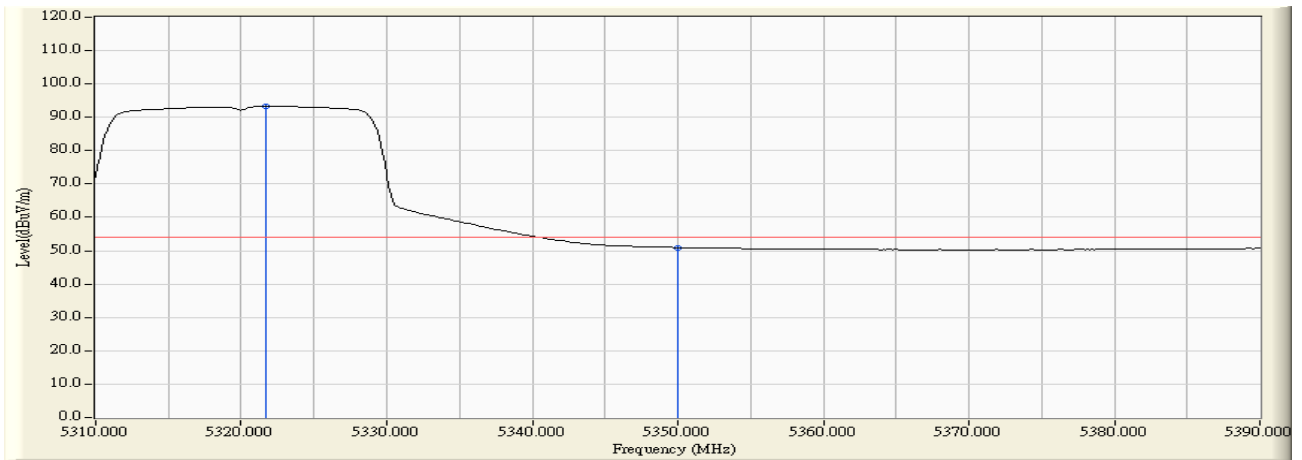
		Frequency (MHz)	Correct Factor (dB)	Reading Level (dBuV)	Measure Level (dBuV/m)	Margin (dB)	Limit (dBuV/m)	Detector Type
1		5150.000	1.093	49.657	50.750	-3.220	53.970	AVERAGE
2	*	5182.450	1.139	93.737	94.877	N/A	N/A	AVERAGE

Engineer : Jame	
Site : AC-2 (3m Semi-Anechoic Chamber)	Time : 2009/07/22 - 21:20
Limit : FCC_SpartC_15.209_03M_PK	Margin : 0
Probe : 9120D_499(1-18GHz) - HORIZONTAL	Power : AC 120V/60Hz
EUT : Wireless LAN Access Point	Note : Mode 2:Transmit at channel 5320MHz By 802.11n(20MHz) Chain C



		Frequency (MHz)	Correct Factor (dB)	Reading Level (dBuV)	Measure Level (dBuV/m)	Margin (dB)	Limit (dBuV/m)	Detector Type
1	*	5321.867	1.377	103.441	104.818	N/A	N/A	PEAK
2		5350.000	1.298	62.646	63.944	-10.026	73.970	PEAK

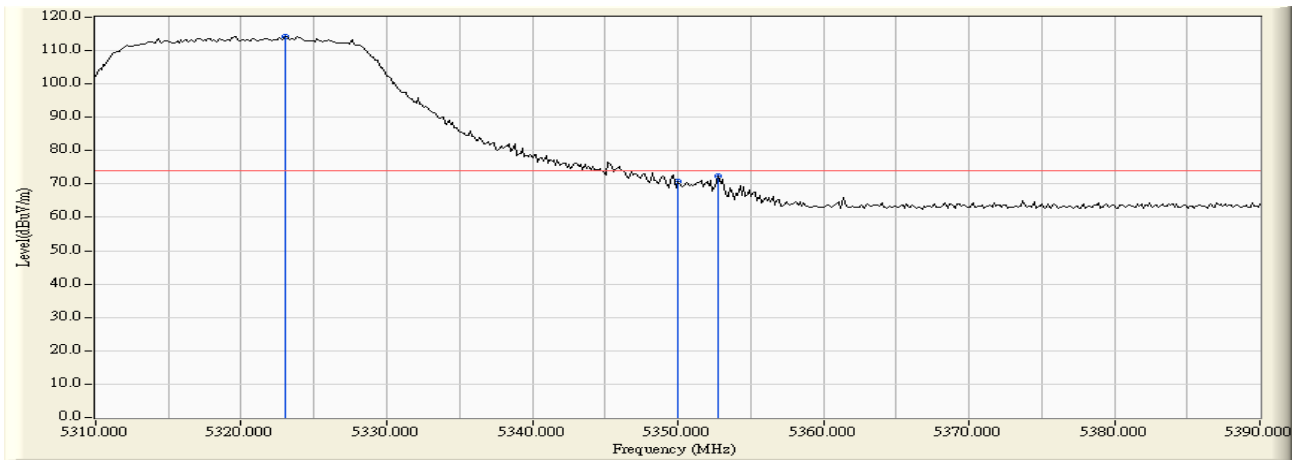
<b>Engineer : Jame</b>	
<b>Site : AC-2 (3m Semi-Anechoic Chamber)</b>	<b>Time : 2009/07/22 - 21:20</b>
<b>Limit : FCC_SpartC_15.209_03M_AV</b>	<b>Margin : 0</b>
<b>Probe : 9120D_499(1-18GHz) - HORIZONTAL</b>	<b>Power : AC 120V/60Hz</b>
<b>EUT : Wireless LAN Access Point</b>	<b>Note : Mode 2:Transmit at channel 5320MHz By 802.11n(20MHz) Chain C</b>



		Frequency (MHz)	Correct Factor (dB)	Reading Level (dBuV)	Measure Level (dBuV/m)	Margin (dB)	Limit (dBuV/m)	Detector Type
1	*	5321.733	1.378	91.913	93.291	N/A	N/A	AVERAGE
2		5350.000	1.298	49.652	50.950	-3.020	53.970	AVERAGE

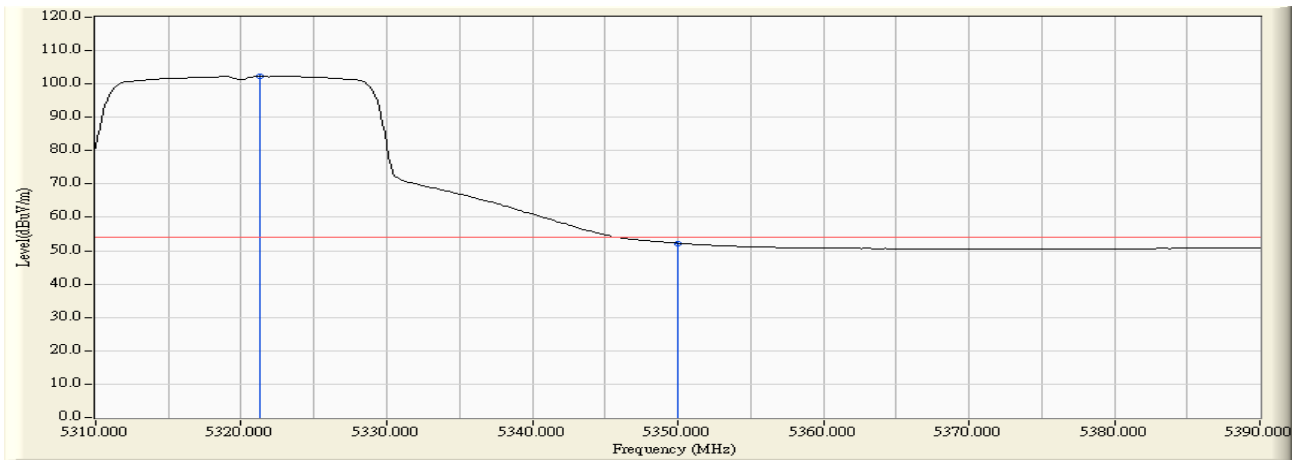


<b>Engineer : Jame</b>	
<b>Site : AC-2 (3m Semi-Anechoic Chamber)</b>	<b>Time : 2009/07/22 - 21:21</b>
<b>Limit : FCC_SpartC_15.209_03M_PK</b>	<b>Margin : 0</b>
<b>Probe : 9120D_499(1-18GHz) - VERTICAL</b>	<b>Power : AC 120V/60Hz</b>
<b>EUT : Wireless LAN Access Point</b>	<b>Note : Mode 2:Transmit at channel 5320MHz By 802.11n(20MHz) Chain C</b>



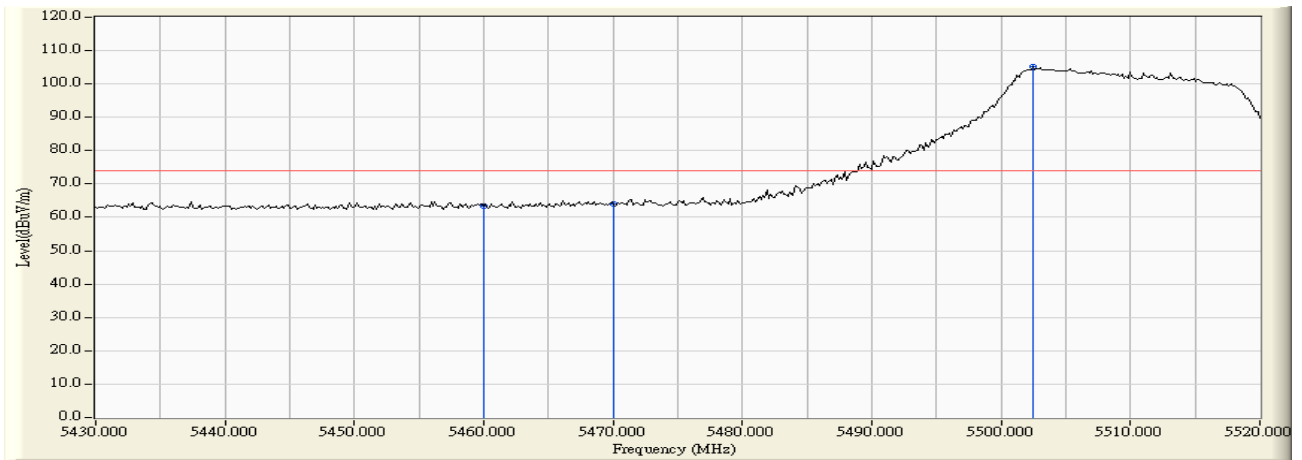
		Frequency (MHz)	Correct Factor (dB)	Reading Level (dBuV)	Measure Level (dBuV/m)	Margin (dB)	Limit (dBuV/m)	Detector Type
1	*	5323.067	1.373	112.994	114.367	N/A	N/A	PEAK
2		5350.000	1.298	69.375	70.673	-3.297	73.970	PEAK
3		5352.800	1.295	71.163	72.458	-1.512	73.970	PEAK

<b>Engineer : Jame</b>	
<b>Site : AC-2 (3m Semi-Anechoic Chamber)</b>	<b>Time : 2009/07/22 - 21:21</b>
<b>Limit : FCC_SpartC_15.209_03M_AV</b>	<b>Margin : 0</b>
<b>Probe : 9120D_499(1-18GHz) - VERTICAL</b>	<b>Power : AC 120V/60Hz</b>
<b>EUT : Wireless LAN Access Point</b>	<b>Note : Mode 2:Transmit at channel 5320MHz By 802.11n(20MHz) Chain C</b>



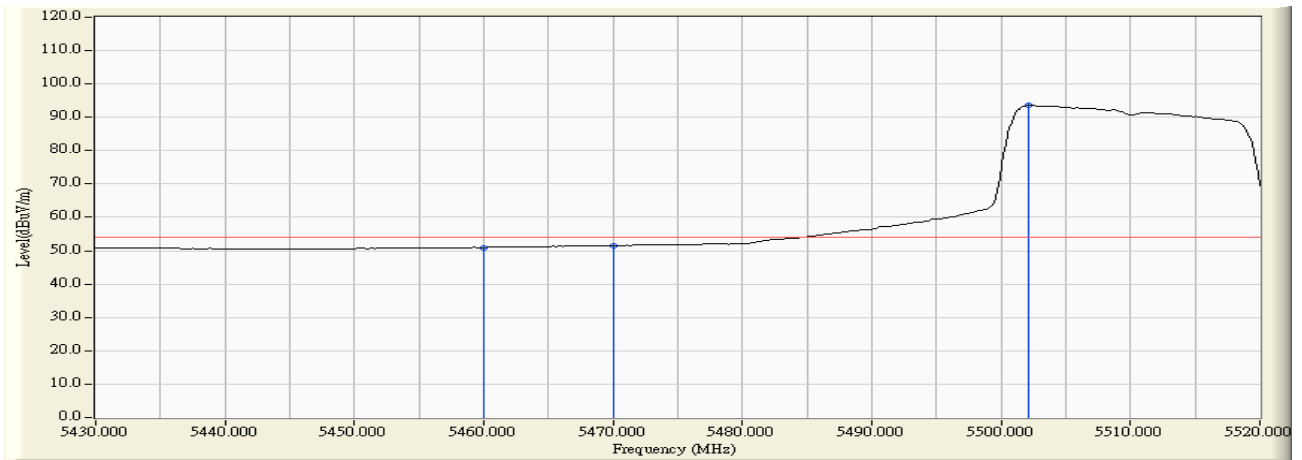
		Frequency (MHz)	Correct Factor (dB)	Reading Level (dBuV)	Measure Level (dBuV/m)	Margin (dB)	Limit (dBuV/m)	Detector Type
1	*	5321.333	1.379	100.915	102.294	N/A	N/A	AVERAGE
2		5350.000	1.298	50.967	52.265	-1.705	53.970	AVERAGE

<b>Engineer : Jame</b>	
<b>Site : AC-2 (3m Semi-Anechoic Chamber)</b>	<b>Time : 2009/07/22 - 21:22</b>
<b>Limit : FCC_SpartC_15.209_03M_PK</b>	<b>Margin : 0</b>
<b>Probe : 9120D_499(1-18GHz) - HORIZONTAL</b>	<b>Power : AC 120V/60Hz</b>
<b>EUT : Wireless LAN Access Point</b>	<b>Note : Mode 2:Transmit at channel 5500MHz By 802.11n(20MHz) Chain C</b>



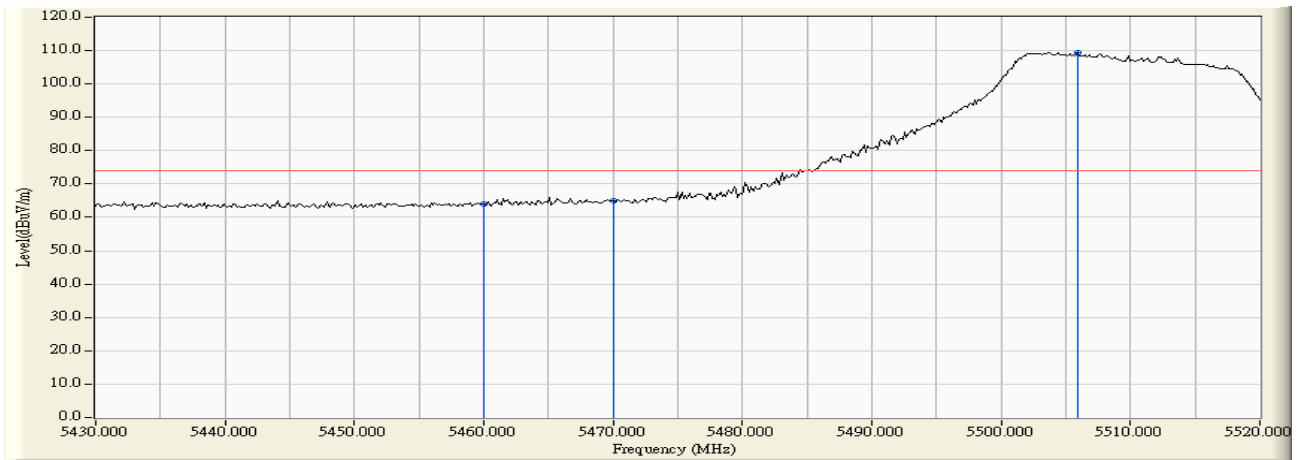
		Frequency (MHz)	Correct Factor (dB)	Reading Level (dBuV)	Measure Level (dBuV/m)	Margin (dB)	Limit (dBuV/m)	Detector Type
1		5460.000	2.054	61.298	63.352	-10.618	73.970	PEAK
2		5470.000	2.086	61.928	64.014	-24.286	88.300	PEAK
3	*	5502.450	2.184	103.002	105.187	N/A	N/A	PEAK

<b>Engineer : Jame</b>	
<b>Site : AC-2 (3m Semi-Anechoic Chamber)</b>	<b>Time : 2009/07/22 - 21:23</b>
<b>Limit : FCC_SpartC_15.209_03M_AV</b>	<b>Margin : 0</b>
<b>Probe : 9120D_499(1-18GHz) - HORIZONTAL</b>	<b>Power : AC 120V/60Hz</b>
<b>EUT : Wireless LAN Access Point</b>	<b>Note : Mode 2:Transmit at channel 5500MHz By 802.11n(20MHz) Chain C</b>



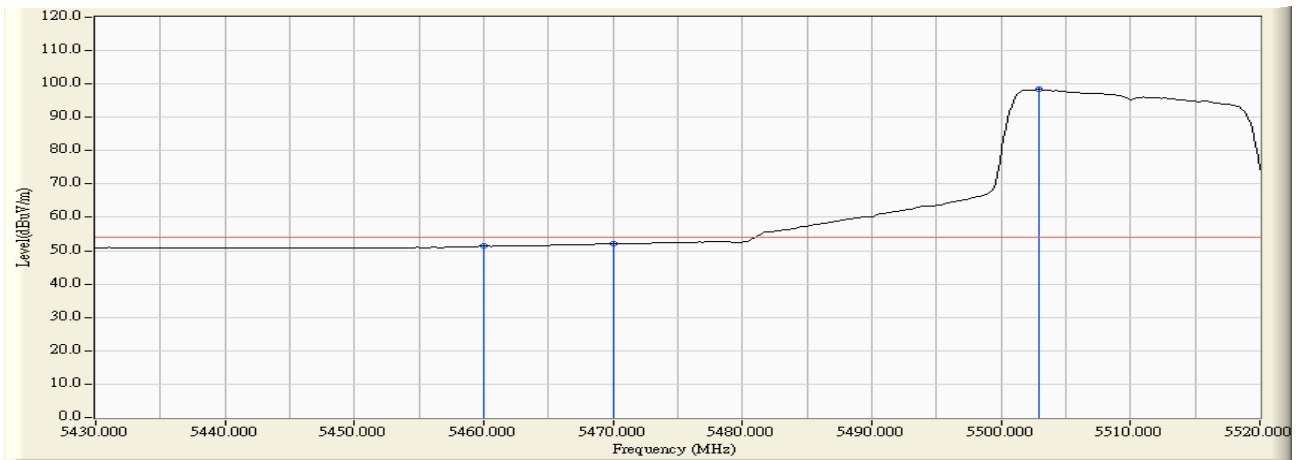
		Frequency (MHz)	Correct Factor (dB)	Reading Level (dBuV)	Measure Level (dBuV/m)	Margin (dB)	Limit (dBuV/m)	Detector Type
1		5460.000	2.054	48.908	50.962	-3.008	53.970	AVERAGE
2		5470.000	2.086	49.442	51.528	-16.772	68.300	AVERAGE
3	*	5502.150	2.184	91.372	93.556	N/A	N/A	AVERAGE

<b>Engineer : Jame</b>	
<b>Site : AC-2 (3m Semi-Anechoic Chamber)</b>	<b>Time : 2009/07/22 - 21:24</b>
<b>Limit : FCC_SpartC_15.209_03M_PK</b>	<b>Margin : 0</b>
<b>Probe : 9120D_499(1-18GHz) - VERTICAL</b>	<b>Power : AC 120V/60Hz</b>
<b>EUT : Wireless LAN Access Point</b>	<b>Note : Mode 2:Transmit at channel 5500MHz By 802.11n(20MHz) Chain C</b>



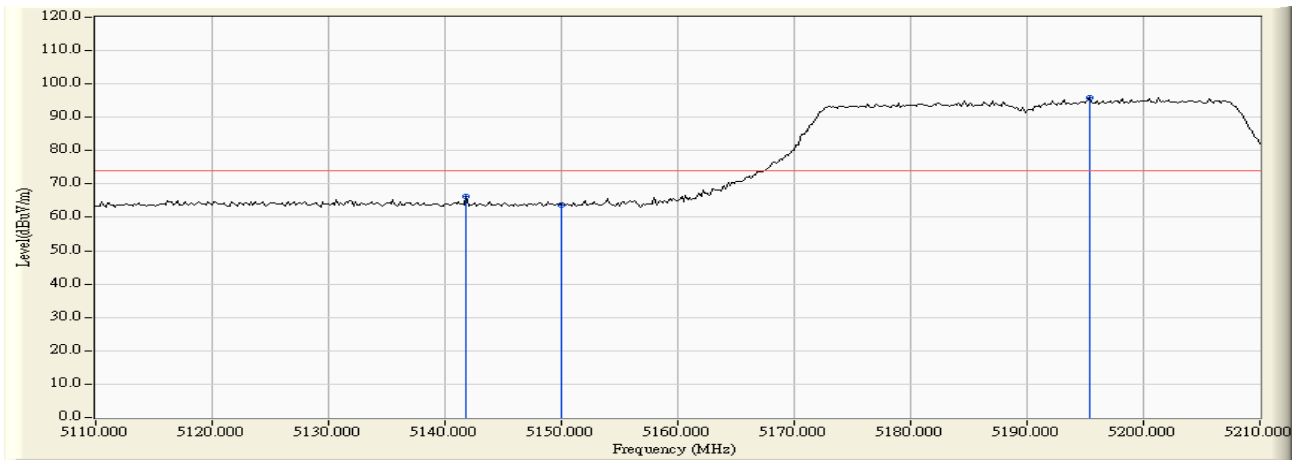
		Frequency (MHz)	Correct Factor (dB)	Reading Level (dBuV)	Measure Level (dBuV/m)	Margin (dB)	Limit (dBuV/m)	Detector Type
1		5460.000	2.054	62.118	64.172	-9.798	73.970	PEAK
2		5470.000	2.086	62.885	64.971	-23.329	88.300	PEAK
3	*	5505.900	2.189	107.133	109.322	N/A	N/A	PEAK

<b>Engineer : Jame</b>	
<b>Site : AC-2 (3m Semi-Anechoic Chamber)</b>	<b>Time : 2009/07/22 - 21:24</b>
<b>Limit : FCC_SpartC_15.209_03M_AV</b>	<b>Margin : 0</b>
<b>Probe : 9120D_499(1-18GHz) - VERTICAL</b>	<b>Power : AC 120V/60Hz</b>
<b>EUT : Wireless LAN Access Point</b>	<b>Note : Mode 2:Transmit at channel 5500MHz By 802.11n(20MHz) Chain C</b>



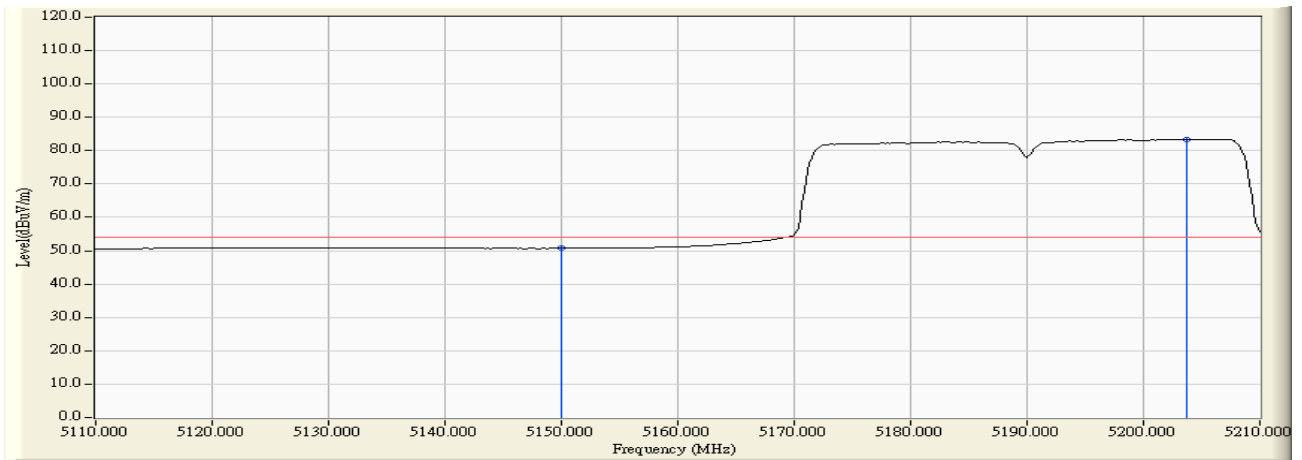
		Frequency (MHz)	Correct Factor (dB)	Reading Level (dBuV)	Measure Level (dBuV/m)	Margin (dB)	Limit (dBuV/m)	Detector Type
1		5460.000	2.054	49.299	51.353	-2.617	53.970	AVERAGE
2		5470.000	2.086	49.922	52.008	-16.292	68.300	AVERAGE
3	*	5502.900	2.186	96.169	98.355	N/A	N/A	AVERAGE

Engineer : Jame	
Site : AC-2 (3m Semi-Anechoic Chamber)	Time : 2009/07/22 - 21:27
Limit : FCC_SpartC_15.209_03M_PK	Margin : 0
Probe : 9120D_499(1-18GHz) - HORIZONTAL	Power : AC 120V/60Hz
EUT : Wireless LAN Access Point	Note : Mode 3:Transmit at channel 5190MHz By 802.11n(40MHz) Chain C



		Frequency (MHz)	Correct Factor (dB)	Reading Level (dBuV)	Measure Level (dBuV/m)	Margin (dB)	Limit (dBuV/m)	Detector Type
1		5141.833	1.079	65.206	66.285	-7.685	73.970	PEAK
2		5150.000	1.093	62.625	63.718	-10.252	73.970	PEAK
3	*	5195.333	1.151	94.668	95.820	N/A	N/A	PEAK

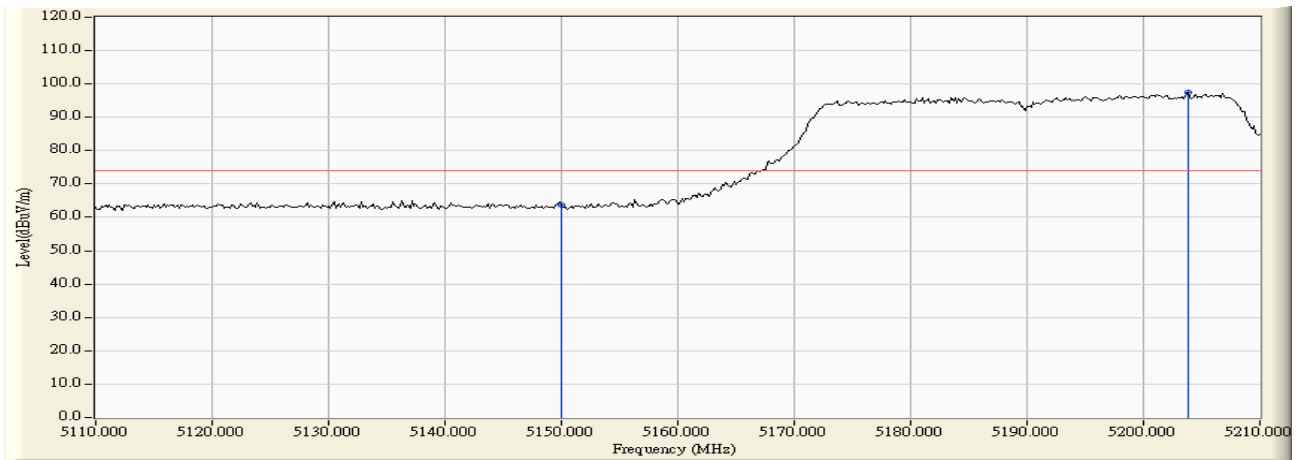
<b>Engineer : Jame</b>	
<b>Site : AC-2 (3m Semi-Anechoic Chamber)</b>	<b>Time : 2009/07/22 - 21:27</b>
<b>Limit : FCC_SpartC_15.209_03M_AV</b>	<b>Margin : 0</b>
<b>Probe : 9120D_499(1-18GHz) - HORIZONTAL</b>	<b>Power : AC 120V/60Hz</b>
<b>EUT : Wireless LAN Access Point</b>	<b>Note : Mode 3:Transmit at channel 5190MHz By 802.11n(40MHz) Chain C</b>



		Frequency (MHz)	Correct Factor (dB)	Reading Level (dBuV)	Measure Level (dBuV/m)	Margin (dB)	Limit (dBuV/m)	Detector Type
1		5150.000	1.093	49.586	50.679	-3.291	53.970	AVERAGE
2	*	5203.667	1.145	82.193	83.338	N/A	N/A	AVERAGE

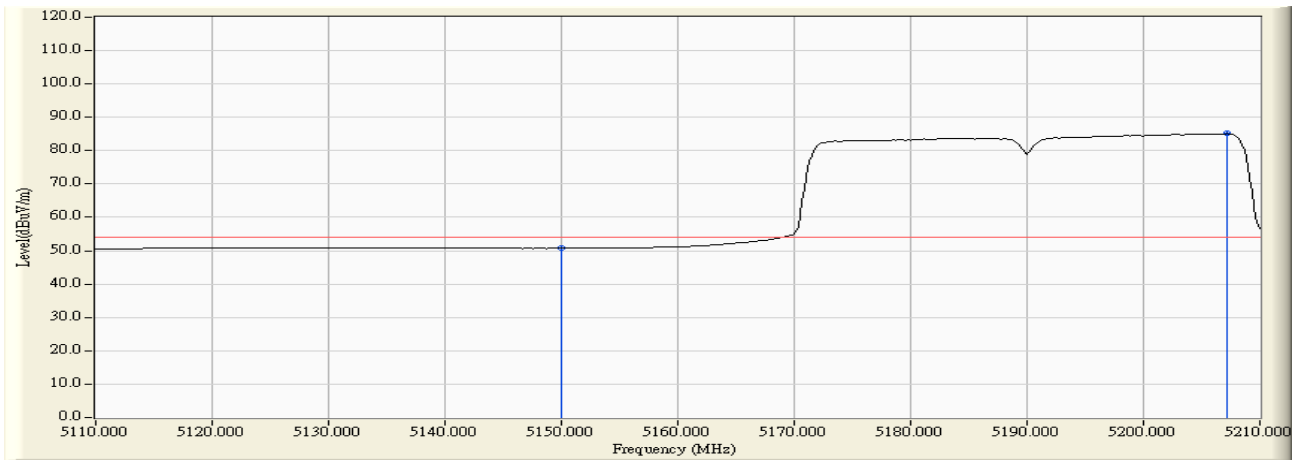


<b>Engineer : Jame</b>	
<b>Site : AC-2 (3m Semi-Anechoic Chamber)</b>	<b>Time : 2009/07/22 - 21:27</b>
<b>Limit : FCC_SpartC_15.209_03M_PK</b>	<b>Margin : 0</b>
<b>Probe : 9120D_499(1-18GHz) - VERTICAL</b>	<b>Power : AC 120V/60Hz</b>
<b>EUT : Wireless LAN Access Point</b>	<b>Note : Mode 3:Transmit at channel 5190MHz By 802.11n(40MHz) Chain C</b>



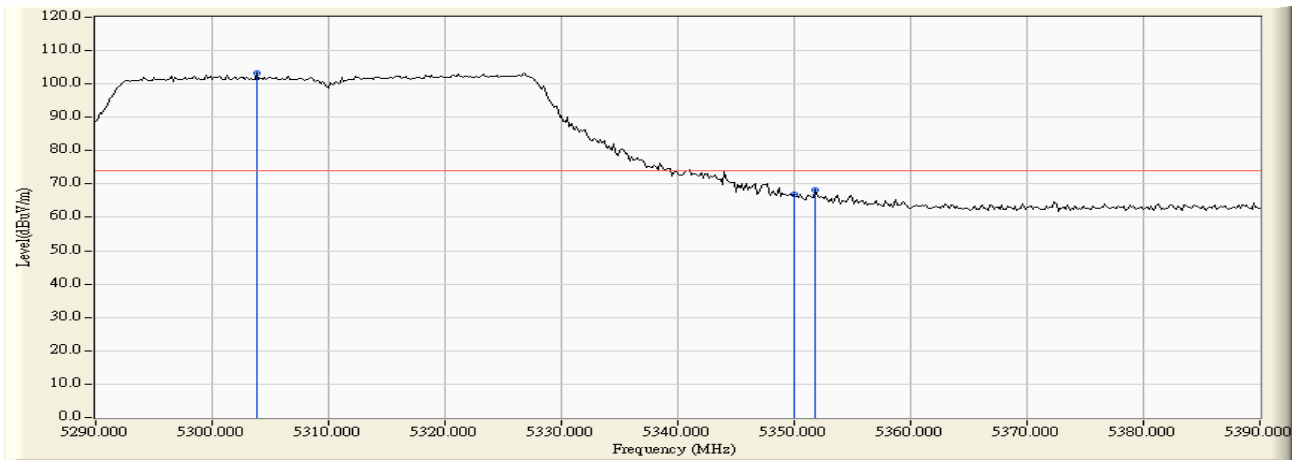
		Frequency (MHz)	Correct Factor (dB)	Reading Level (dBuV)	Measure Level (dBuV/m)	Margin (dB)	Limit (dBuV/m)	Detector Type
1		5150.000	1.093	62.732	63.825	-10.145	73.970	PEAK
2	*	5203.833	1.145	96.450	97.595	N/A	N/A	PEAK

<b>Engineer : Jame</b>	
<b>Site : AC-2 (3m Semi-Anechoic Chamber)</b>	<b>Time : 2009/07/22 - 21:28</b>
<b>Limit : FCC_SpartC_15.209_03M_AV</b>	<b>Margin : 0</b>
<b>Probe : 9120D_499(1-18GHz) - VERTICAL</b>	<b>Power : AC 120V/60Hz</b>
<b>EUT : Wireless LAN Access Point</b>	<b>Note : Mode 3:Transmit at channel 5190MHz By 802.11n(40MHz) Chain C</b>



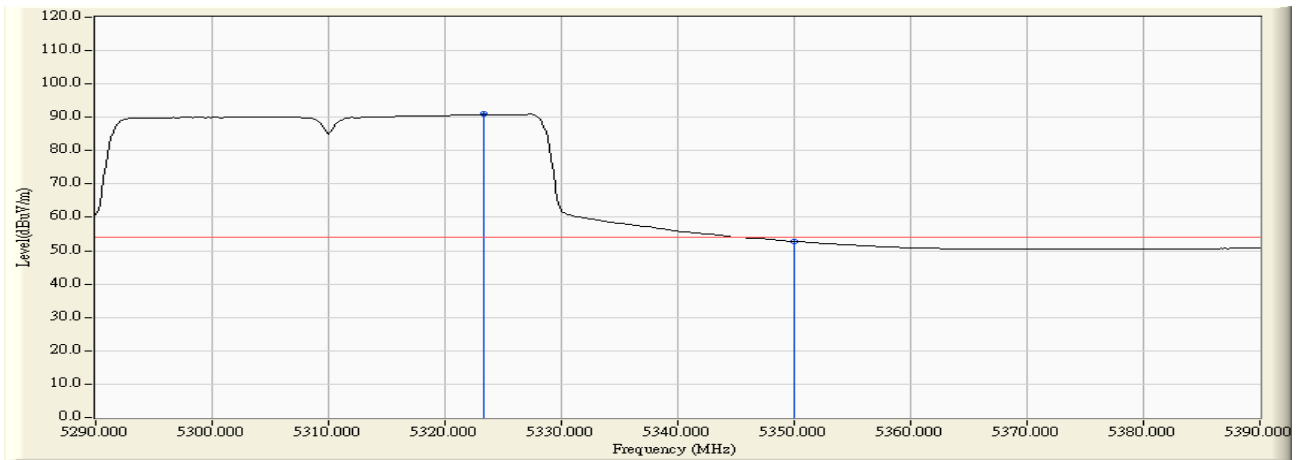
		Frequency (MHz)	Correct Factor (dB)	Reading Level (dBuV)	Measure Level (dBuV/m)	Margin (dB)	Limit (dBuV/m)	Detector Type
1		5150.000	1.093	49.650	50.743	-3.227	53.970	AVERAGE
2	*	5207.167	1.137	83.983	85.121	N/A	N/A	AVERAGE

<b>Engineer : Jame</b>	
<b>Site : AC-2 (3m Semi-Anechoic Chamber)</b>	<b>Time : 2009/07/22 - 21:30</b>
<b>Limit : FCC_SpartC_15.209_03M_PK</b>	<b>Margin : 0</b>
<b>Probe : 9120D_499(1-18GHz) - HORIZONTAL</b>	<b>Power : AC 120V/60Hz</b>
<b>EUT : Wireless LAN Access Point</b>	<b>Note : Mode 3:Transmit at channel 5310MHz By 802.11n(40MHz) Chain C</b>



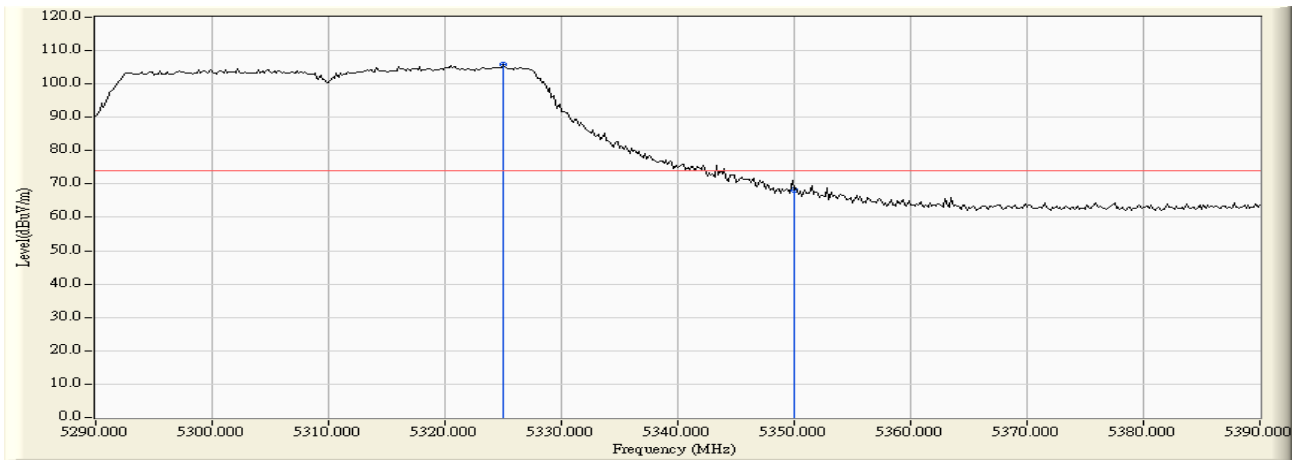
		Frequency (MHz)	Correct Factor (dB)	Reading Level (dBuV)	Measure Level (dBuV/m)	Margin (dB)	Limit (dBuV/m)	Detector Type
1	*	5303.833	1.435	101.948	103.382	N/A	N/A	PEAK
2		5350.000	1.298	65.771	67.069	-6.901	73.970	PEAK
3		5351.833	1.293	66.994	68.288	-5.682	73.970	PEAK

<b>Engineer : Jame</b>	
<b>Site : AC-2 (3m Semi-Anechoic Chamber)</b>	<b>Time : 2009/07/22 - 21:30</b>
<b>Limit : FCC_SpartC_15.209_03M_AV</b>	<b>Margin : 0</b>
<b>Probe : 9120D_499(1-18GHz) - HORIZONTAL</b>	<b>Power : AC 120V/60Hz</b>
<b>EUT : Wireless LAN Access Point</b>	<b>Note : Mode 3:Transmit at channel 5310MHz By 802.11n(40MHz) Chain C</b>



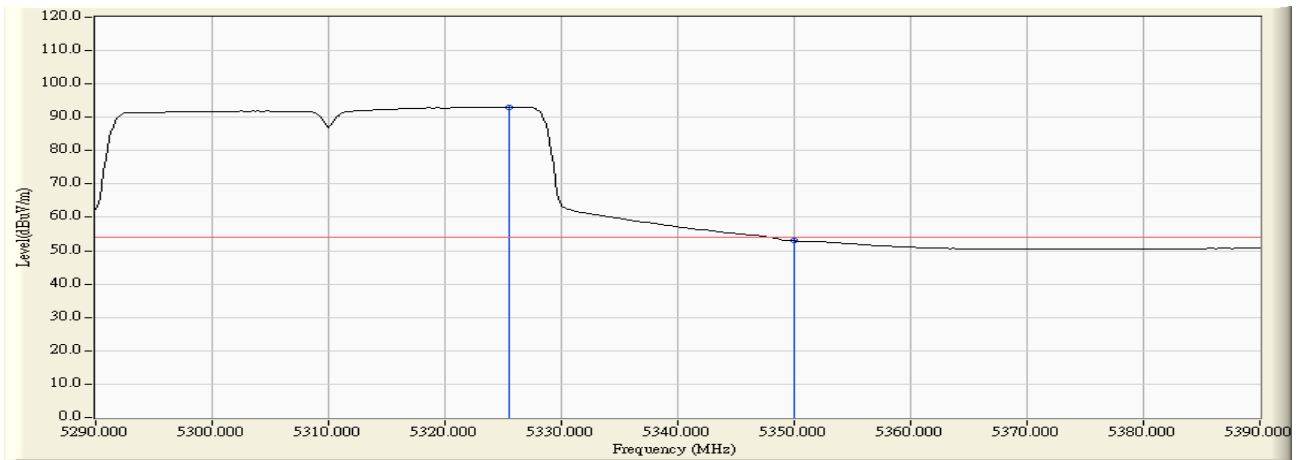
		Frequency (MHz)	Correct Factor (dB)	Reading Level (dBuV)	Measure Level (dBuV/m)	Margin (dB)	Limit (dBuV/m)	Detector Type
1	*	5323.333	1.372	89.538	90.910	N/A	N/A	AVERAGE
2		5350.000	1.298	51.489	52.787	-1.183	53.970	AVERAGE

Engineer : Jame	
Site : AC-2 (3m Semi-Anechoic Chamber)	Time : 2009/07/22 - 21:31
Limit : FCC_SpartC_15.209_03M_PK	Margin : 0
Probe : 9120D_499(1-18GHz) - VERTICAL	Power : AC 120V/60Hz
EUT : Wireless LAN Access Point	Note : Mode 3:Transmit at channel 5310MHz By 802.11n(40MHz) Chain C



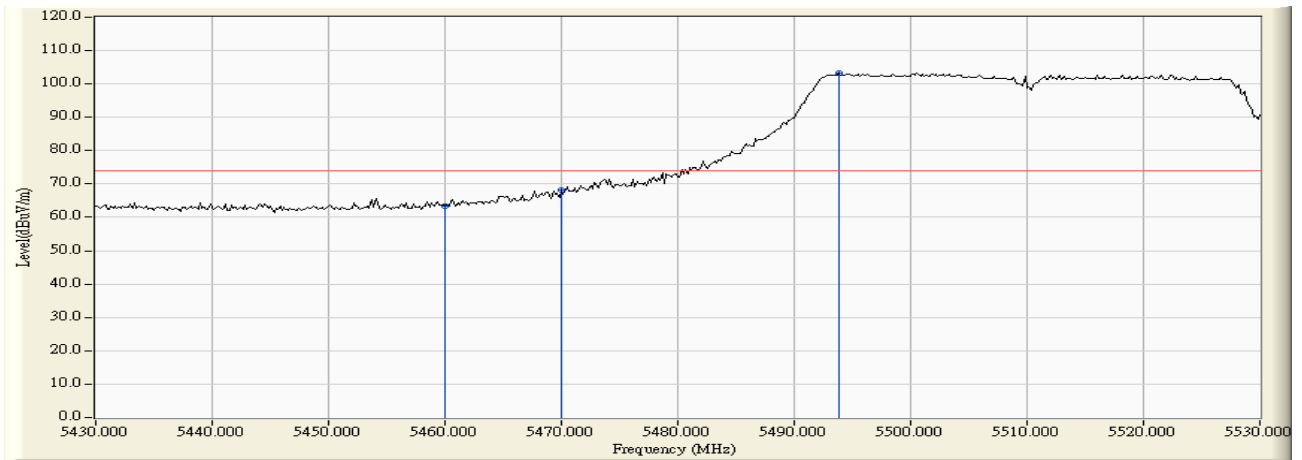
		Frequency (MHz)	Correct Factor (dB)	Reading Level (dBuV)	Measure Level (dBuV/m)	Margin (dB)	Limit (dBuV/m)	Detector Type
1	*	5325.000	1.365	104.620	105.986	N/A	N/A	PEAK
2		5350.000	1.298	66.859	68.157	-5.813	73.970	PEAK

<b>Engineer : Jame</b>	
<b>Site : AC-2 (3m Semi-Anechoic Chamber)</b>	<b>Time : 2009/07/22 - 21:31</b>
<b>Limit : FCC_SpartC_15.209_03M_AV</b>	<b>Margin : 0</b>
<b>Probe : 9120D_499(1-18GHz) - VERTICAL</b>	<b>Power : AC 120V/60Hz</b>
<b>EUT : Wireless LAN Access Point</b>	<b>Note : Mode 3:Transmit at channel 5310MHz By 802.11n(40MHz) Chain C</b>



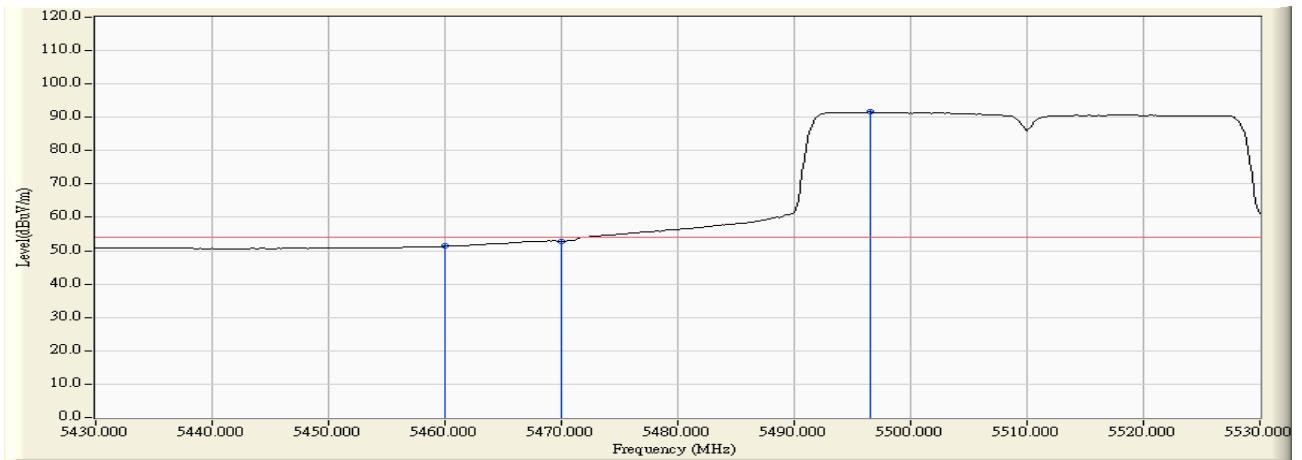
		Frequency (MHz)	Correct Factor (dB)	Reading Level (dBuV)	Measure Level (dBuV/m)	Margin (dB)	Limit (dBuV/m)	Detector Type
1	*	5325.500	1.364	91.742	93.106	N/A	N/A	AVERAGE
2		5350.000	1.298	51.667	52.965	-1.005	53.970	AVERAGE

Engineer : Jame	
Site : AC-2 (3m Semi-Anechoic Chamber)	Time : 2009/07/22 - 21:34
Limit : FCC_SpartC_15.209_03M_PK	Margin : 0
Probe : 9120D_499(1-18GHz) - HORIZONTAL	Power : AC 120V/60Hz
EUT : Wireless LAN Access Point	Note : Mode 3:Transmit at channel 5510MHz By 802.11n(40MHz) Chain C



		Frequency (MHz)	Correct Factor (dB)	Reading Level (dBuV)	Measure Level (dBuV/m)	Margin (dB)	Limit (dBuV/m)	Detector Type
1		5460.000	2.054	61.204	63.258	-10.712	73.970	PEAK
2		5470.000	2.086	66.127	68.213	-20.087	88.300	PEAK
3	*	5493.833	2.166	101.233	103.399	N/A	N/A	PEAK

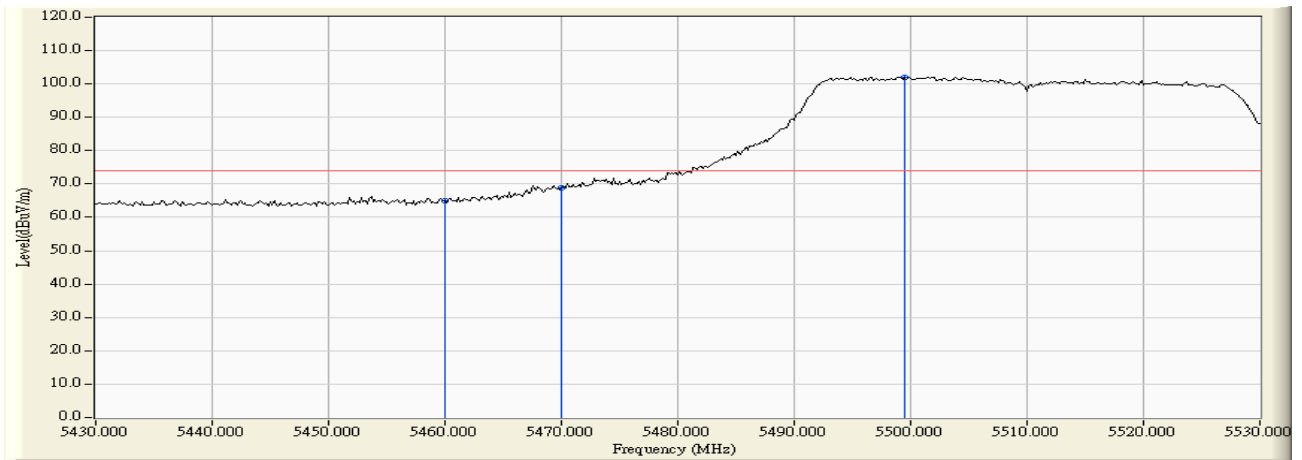
Engineer : Jame	
Site : AC-2 (3m Semi-Anechoic Chamber)	Time : 2009/07/22 - 21:34
Limit : FCC_SpartC_15.209_03M_AV	Margin : 0
Probe : 9120D_499(1-18GHz) - HORIZONTAL	Power : AC 120V/60Hz
EUT : Wireless LAN Access Point	Note : Mode 3:Transmit at channel 5510MHz By 802.11n(40MHz) Chain C



		Frequency (MHz)	Correct Factor (dB)	Reading Level (dBuV)	Measure Level (dBuV/m)	Margin (dB)	Limit (dBuV/m)	Detector Type
1		5460.000	2.054	49.276	51.330	-2.640	53.970	AVERAGE
2		5470.000	2.086	50.771	52.857	-15.433	68.300	AVERAGE
3	*	5496.500	2.172	89.361	91.533	N/A	N/A	AVERAGE

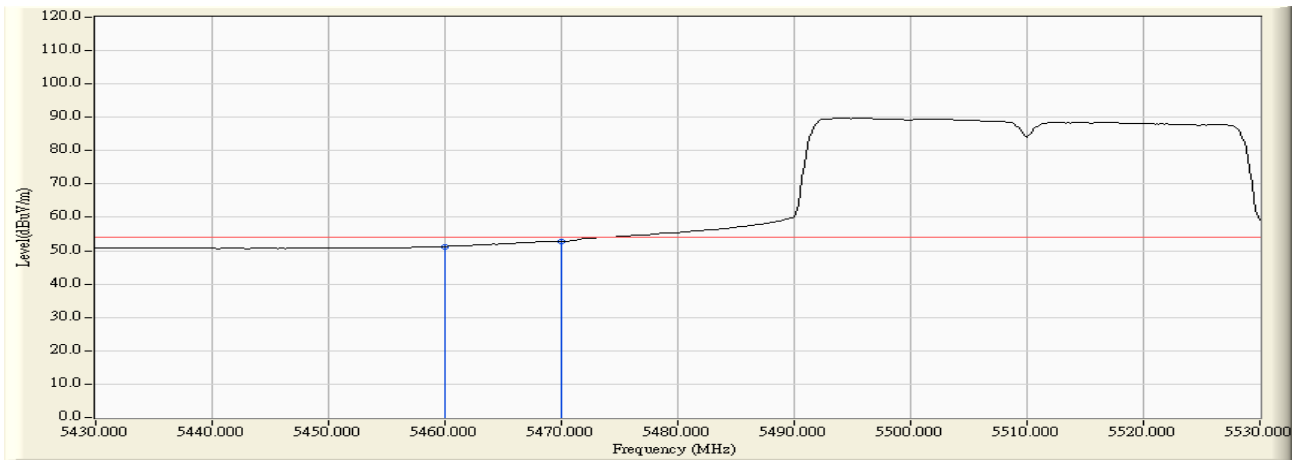


Engineer : Jame	
Site : AC-2 (3m Semi-Anechoic Chamber)	Time : 2009/07/22 - 21:36
Limit : FCC_SpartC_15.209_03M_PK	Margin : 0
Probe : 9120D_499(1-18GHz) - VERTICAL	Power : AC 120V/60Hz
EUT : Wireless LAN Access Point	Note : Mode 3:Transmit at channel 5510MHz By 802.11n(40MHz) Chain C



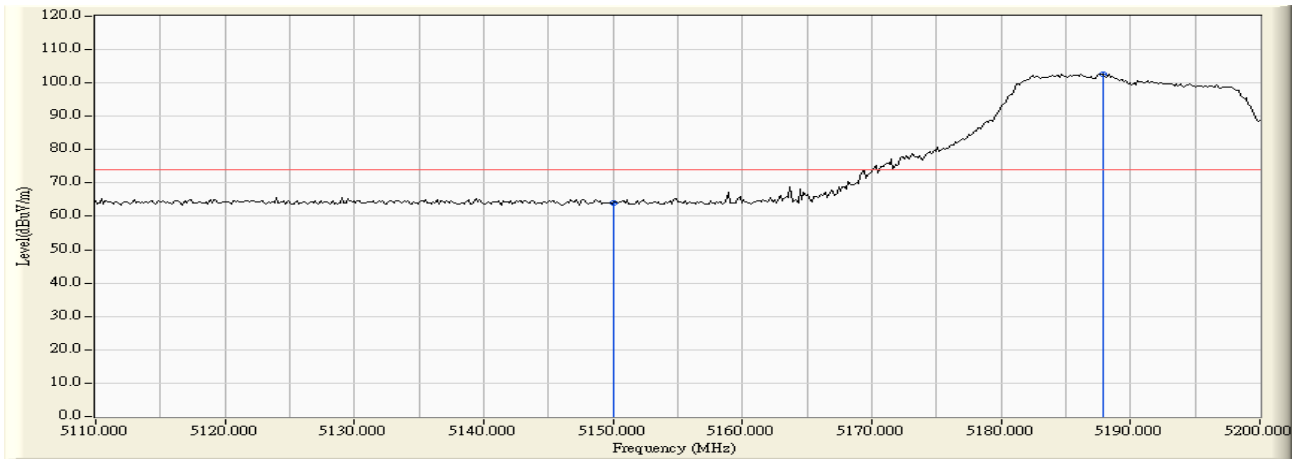
		Frequency (MHz)	Correct Factor (dB)	Reading Level (dBuV)	Measure Level (dBuV/m)	Margin (dB)	Limit (dBuV/m)	Detector Type
1		5460.000	2.054	62.945	64.999	-8.971	73.970	PEAK
2		5470.000	2.086	66.779	68.865	-19.435	88.300	PEAK
3	*	5499.500	2.179	99.957	102.135	N/A	N/A	PEAK

<b>Engineer : Jame</b>	
<b>Site : AC-2 (3m Semi-Anechoic Chamber)</b>	<b>Time : 2009/07/22 - 21:36</b>
<b>Limit : FCC_SpartC_15.209_03M_AV</b>	<b>Margin : 0</b>
<b>Probe : 9120D_499(1-18GHz) - VERTICAL</b>	<b>Power : AC 120V/60Hz</b>
<b>EUT : Wireless LAN Access Point</b>	<b>Note : Mode 3:Transmit at channel 5510MHz By 802.11n(40MHz) Chain C</b>



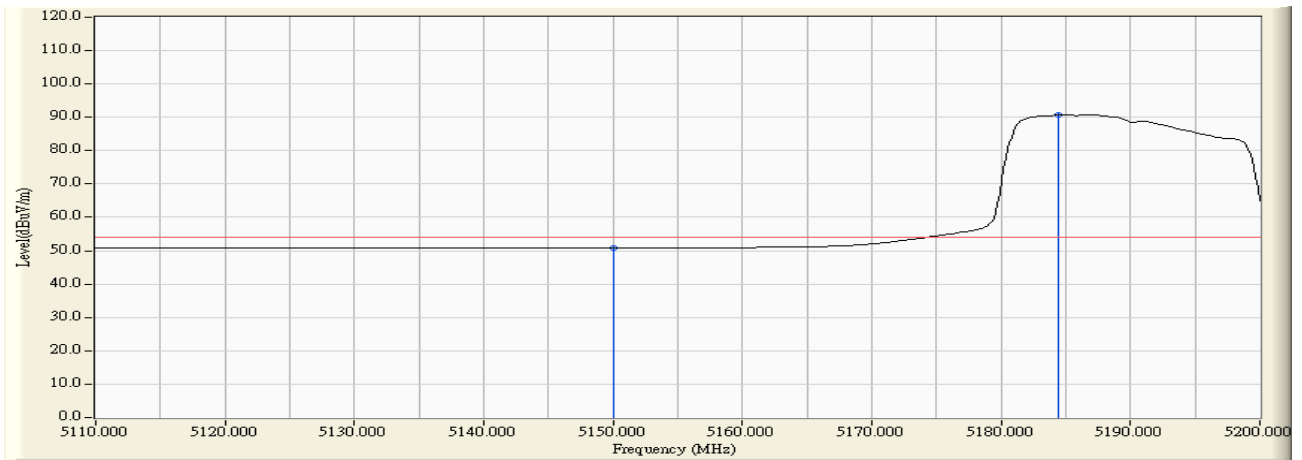
		Frequency (MHz)	Correct Factor (dB)	Reading Level (dBuV)	Measure Level (dBuV/m)	Margin (dB)	Limit (dBuV/m)	Detector Type
1		5460.000	2.054	49.216	51.270	-2.700	53.970	AVERAGE
2		5470.000	2.086	50.768	52.854	-1.116	53.970	AVERAGE
3	*	5499.500	2.179	87.957	90.135	N/A	N/A	AVERAGE

<b>Engineer : Jame</b>	
<b>Site : AC-2 (3m Semi-Anechoic Chamber)</b>	<b>Time : 2009/07/23 - 09:31</b>
<b>Limit : FCC_SpartC_15.209_03M_PK</b>	<b>Margin : 0</b>
<b>Probe : 9120D_499(1-18GHz) - HORIZONTAL</b>	<b>Power : AC 120V/60Hz</b>
<b>EUT : Wireless LAN Access Point</b>	<b>Note : Mode 2:Transmit at channel 5180MHz By 802.11n(20MHz) Chain A+B</b>



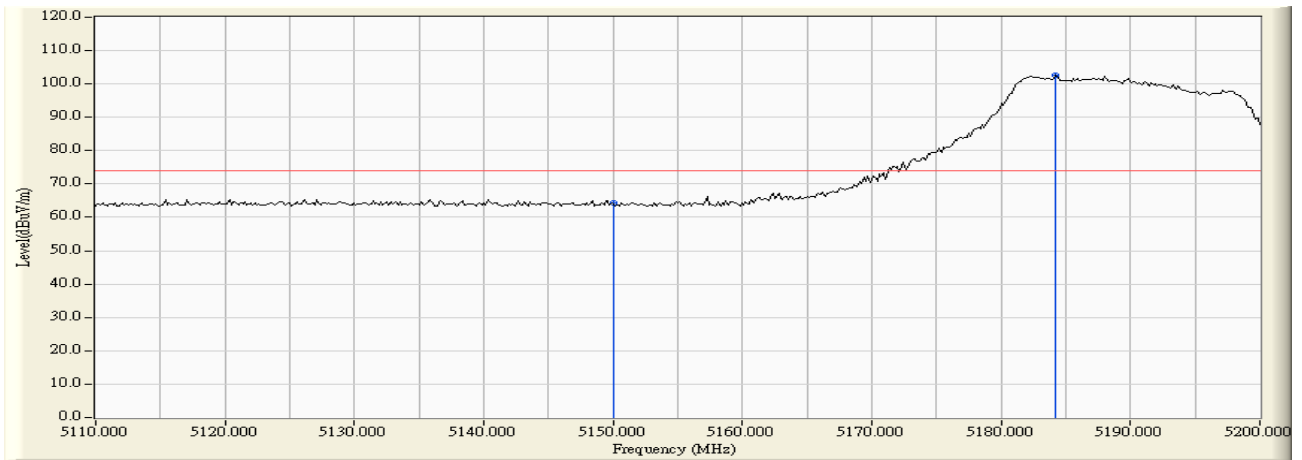
		Frequency (MHz)	Correct Factor (dB)	Reading Level (dBuV)	Measure Level (dBuV/m)	Margin (dB)	Limit (dBuV/m)	Detector Type
1		5150.000	1.093	62.988	64.081	-9.889	73.970	PEAK
2	*	5187.850	1.145	101.602	102.747	N/A	N/A	PEAK

<b>Engineer : Jame</b>	
<b>Site : AC-2 (3m Semi-Anechoic Chamber)</b>	<b>Time : 2009/07/23 - 09:31</b>
<b>Limit : FCC_SpartC_15.209_03M_AV</b>	<b>Margin : 0</b>
<b>Probe : 9120D_499(1-18GHz) - HORIZONTAL</b>	<b>Power : AC 120V/60Hz</b>
<b>EUT : Wireless LAN Access Point</b>	<b>Note : Mode 2:Transmit at channel 5180MHz By 802.11n(20MHz) Chain A+B</b>



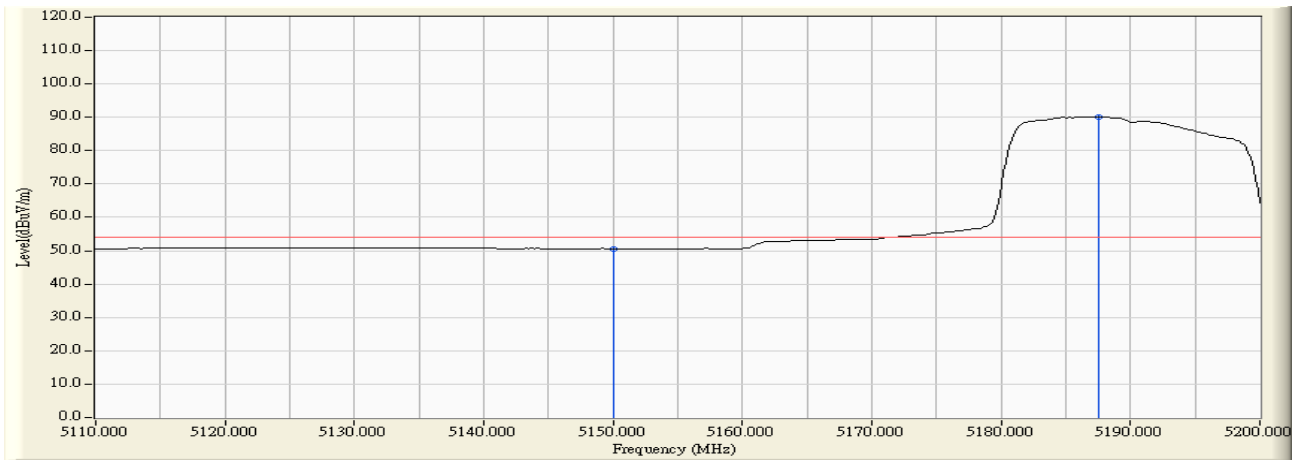
		Frequency (MHz)	Correct Factor (dB)	Reading Level (dBuV)	Measure Level (dBuV/m)	Margin (dB)	Limit (dBuV/m)	Detector Type
1		5150.000	1.093	49.627	50.720	-3.250	53.970	AVERAGE
2	*	5184.400	1.142	89.644	90.786	N/A	N/A	AVERAGE

Engineer : Jame	
Site : AC-2 (3m Semi-Anechoic Chamber)	Time : 2009/07/23 - 09:33
Limit : FCC_SpartC_15.209_03M_PK	Margin : 0
Probe : 9120D_499(1-18GHz) - VERTICAL	Power : AC 120V/60Hz
EUT : Wireless LAN Access Point	Note : Mode 2:Transmit at channel 5180MHz By 802.11n(20MHz) Chain A+B



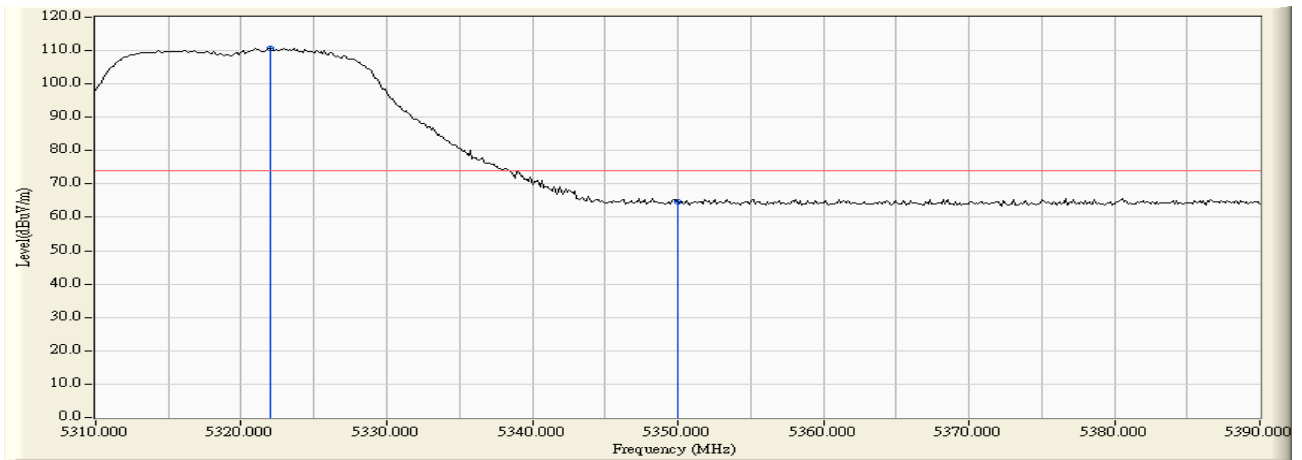
		Frequency (MHz)	Correct Factor (dB)	Reading Level (dBuV)	Measure Level (dBuV/m)	Margin (dB)	Limit (dBuV/m)	Detector Type
1		5150.000	1.093	63.164	64.257	-9.713	73.970	PEAK
2	*	5184.250	1.141	101.344	102.485	N/A	N/A	PEAK

<b>Engineer : Jame</b>	
<b>Site : AC-2 (3m Semi-Anechoic Chamber)</b>	<b>Time : 2009/07/23 - 09:33</b>
<b>Limit : FCC_SpartC_15.209_03M_AV</b>	<b>Margin : 0</b>
<b>Probe : 9120D_499(1-18GHz) - VERTICAL</b>	<b>Power : AC 120V/60Hz</b>
<b>EUT : Wireless LAN Access Point</b>	<b>Note : Mode 2:Transmit at channel 5180MHz By 802.11n(20MHz) Chain A+B</b>



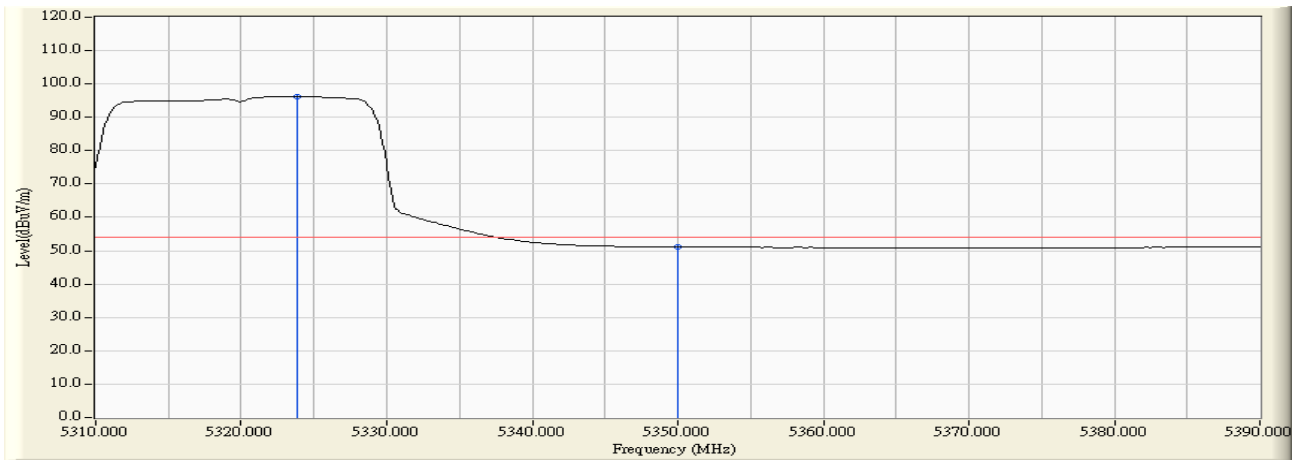
		Frequency (MHz)	Correct Factor (dB)	Reading Level (dBuV)	Measure Level (dBuV/m)	Margin (dB)	Limit (dBuV/m)	Detector Type
1		5150.000	1.093	49.510	50.603	-3.367	53.970	AVERAGE
2	*	5187.550	1.144	89.068	90.212	N/A	N/A	AVERAGE

<b>Engineer : Jame</b>	
<b>Site : AC-2 (3m Semi-Anechoic Chamber)</b>	<b>Time : 2009/07/23 - 09:37</b>
<b>Limit : FCC_SpartC_15.209_03M_PK</b>	<b>Margin : 0</b>
<b>Probe : 9120D_499(1-18GHz) - HORIZONTAL</b>	<b>Power : AC 120V/60Hz</b>
<b>EUT : Wireless LAN Access Point</b>	<b>Note : Mode 2:Transmit at channel 5320MHz By 802.11n(20MHz) Chain A+B</b>



		Frequency (MHz)	Correct Factor (dB)	Reading Level (dBuV)	Measure Level (dBuV/m)	Margin (dB)	Limit (dBuV/m)	Detector Type
1	*	5322.000	1.377	109.361	110.738	N/A	N/A	PEAK
2		5350.000	1.298	63.278	64.576	-9.394	73.970	PEAK

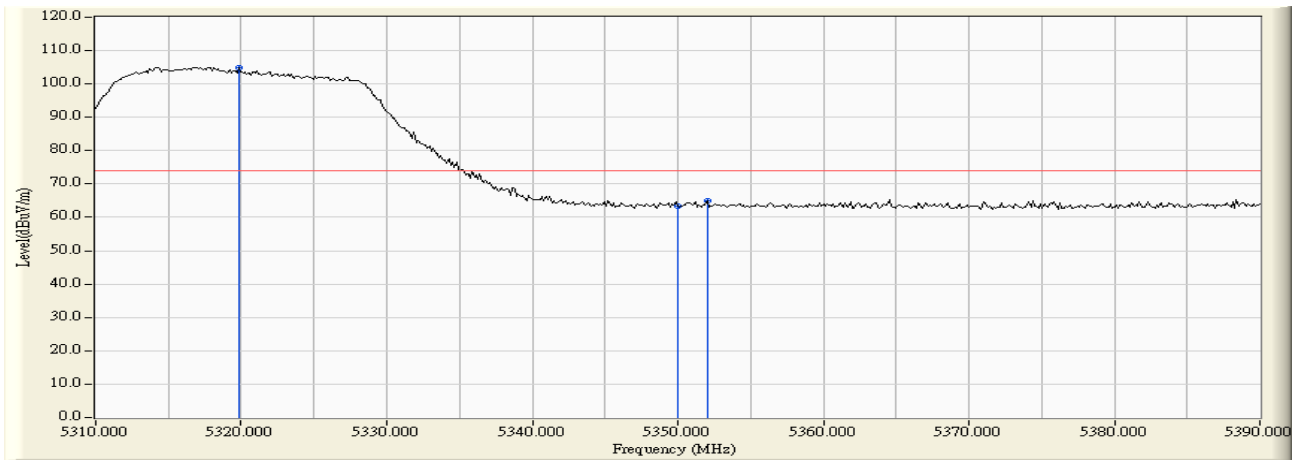
<b>Engineer : Jame</b>	
<b>Site : AC-2 (3m Semi-Anechoic Chamber)</b>	<b>Time : 2009/07/23 - 09:37</b>
<b>Limit : FCC_SpartC_15.209_03M_AV</b>	<b>Margin : 0</b>
<b>Probe : 9120D_499(1-18GHz) - HORIZONTAL</b>	<b>Power : AC 120V/60Hz</b>
<b>EUT : Wireless LAN Access Point</b>	<b>Note : Mode 2:Transmit at channel 5320MHz By 802.11n(20MHz) Chain A+B</b>



		Frequency (MHz)	Correct Factor (dB)	Reading Level (dBuV)	Measure Level (dBuV/m)	Margin (dB)	Limit (dBuV/m)	Detector Type
1	*	5323.867	1.370	94.862	96.232	N/A	N/A	AVERAGE
2		5350.000	1.298	49.840	51.138	-2.832	53.970	AVERAGE

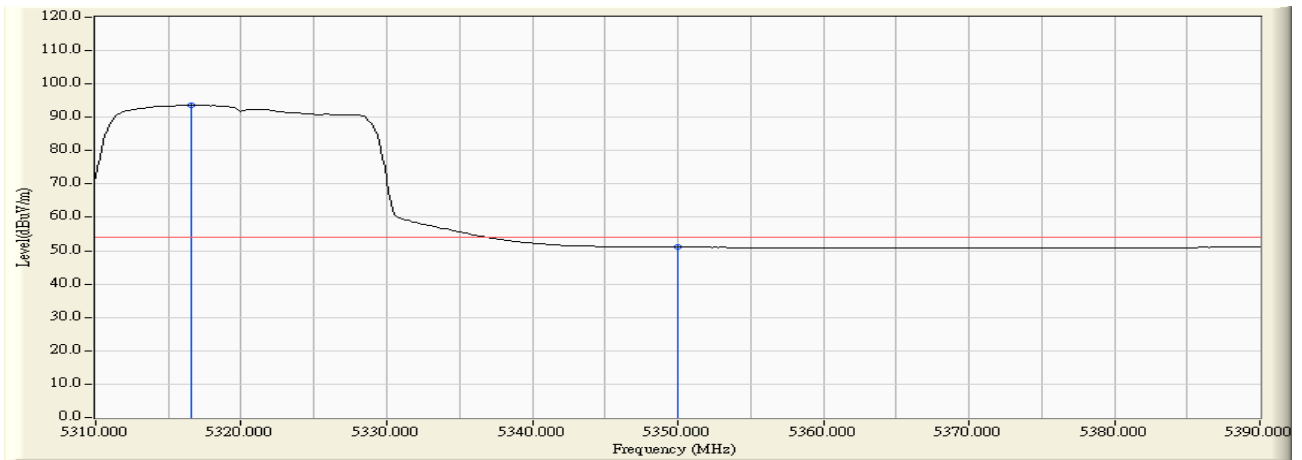


Engineer : Jame	
Site : AC-2 (3m Semi-Anechoic Chamber)	Time : 2009/07/23 - 09:38
Limit : FCC_SpartC_15.209_03M_PK	Margin : 0
Probe : 9120D_499(1-18GHz) - VERTICAL	Power : AC 120V/60Hz
EUT : Wireless LAN Access Point	Note : Mode 2:Transmit at channel 5320MHz By 802.11n(20MHz) Chain A+B



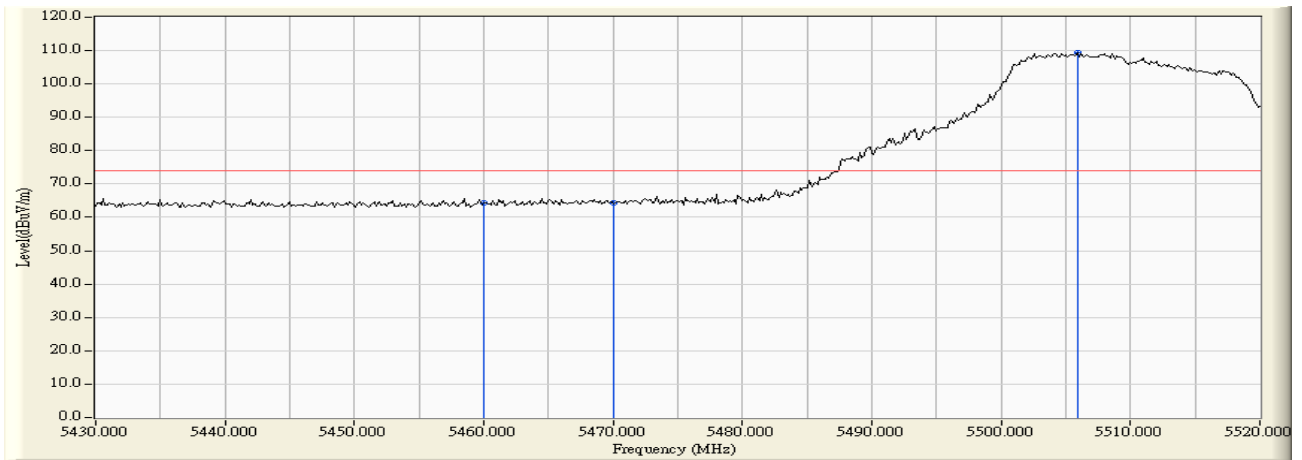
		Frequency (MHz)	Correct Factor (dB)	Reading Level (dBuV)	Measure Level (dBuV/m)	Margin (dB)	Limit (dBuV/m)	Detector Type
1	*	5319.867	1.384	103.653	105.037	N/A	N/A	PEAK
2		5350.000	1.298	62.167	63.465	-10.505	73.970	PEAK
3		5352.000	1.293	63.602	64.895	-9.075	73.970	PEAK

<b>Engineer : Jame</b>	
<b>Site : AC-2 (3m Semi-Anechoic Chamber)</b>	<b>Time : 2009/07/23 - 09:38</b>
<b>Limit : FCC_SpartC_15.209_03M_AV</b>	<b>Margin : 0</b>
<b>Probe : 9120D_499(1-18GHz) - VERTICAL</b>	<b>Power : AC 120V/60Hz</b>
<b>EUT : Wireless LAN Access Point</b>	<b>Note : Mode 2:Transmit at channel 5320MHz By 802.11n(20MHz) Chain A+B</b>



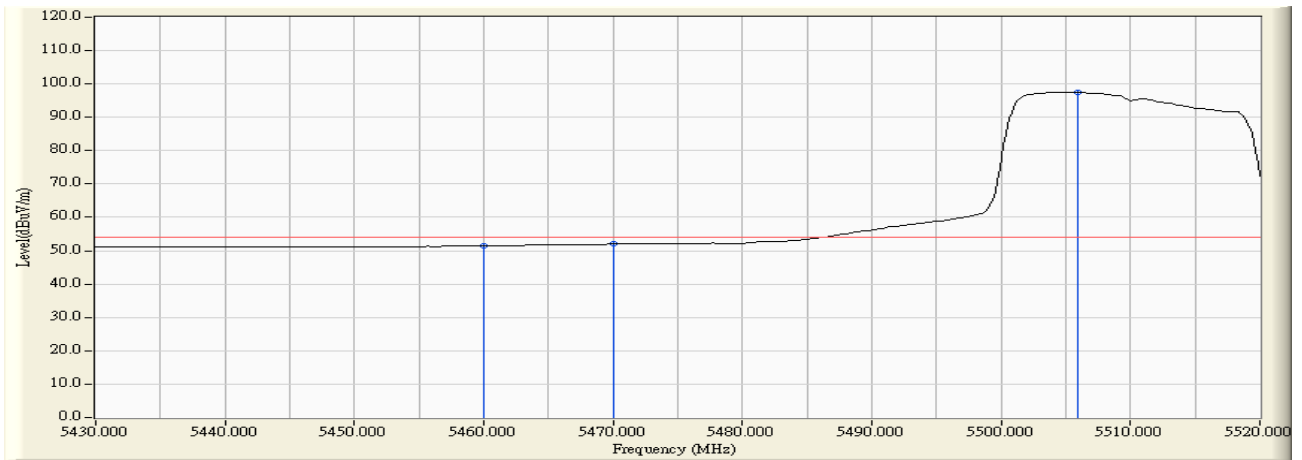
		Frequency (MHz)	Correct Factor (dB)	Reading Level (dBuV)	Measure Level (dBuV/m)	Margin (dB)	Limit (dBuV/m)	Detector Type
1	*	5316.533	1.395	92.223	93.619	N/A	N/A	AVERAGE
2		5350.000	1.298	49.781	51.079	-2.891	53.970	AVERAGE

<b>Engineer : Jame</b>	
<b>Site : AC-2 (3m Semi-Anechoic Chamber)</b>	<b>Time : 2009/07/23 - 09:40</b>
<b>Limit : FCC_SpartC_15.209_03M_PK</b>	<b>Margin : 0</b>
<b>Probe : 9120D_499(1-18GHz) - HORIZONTAL</b>	<b>Power : AC 120V/60Hz</b>
<b>EUT : Wireless LAN Access Point</b>	<b>Note : Mode 2:Transmit at channel 5500MHz By 802.11n(20MHz) Chain A+B</b>



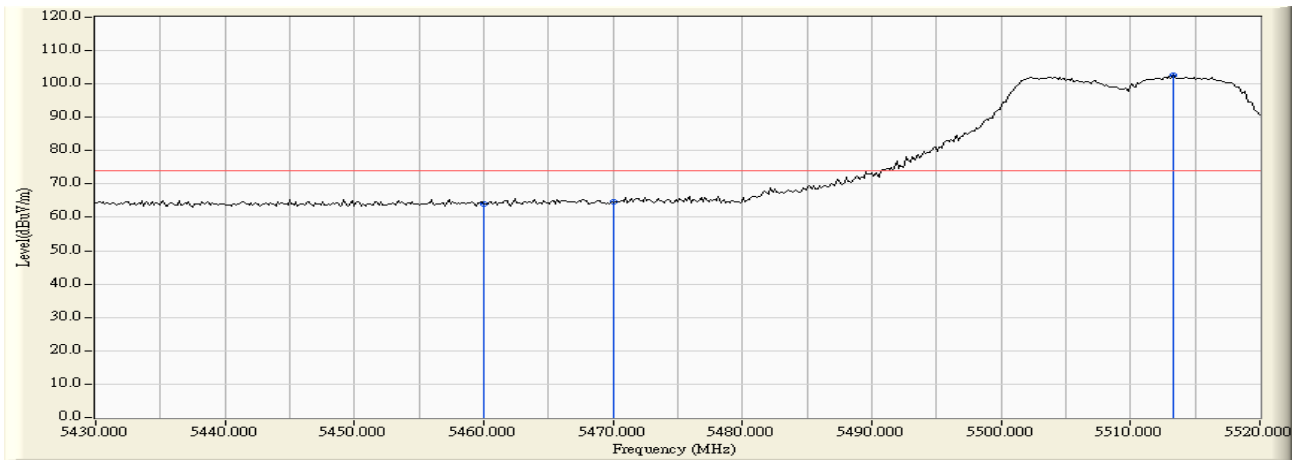
		Frequency (MHz)	Correct Factor (dB)	Reading Level (dBuV)	Measure Level (dBuV/m)	Margin (dB)	Limit (dBuV/m)	Detector Type
1		5460.000	2.054	62.287	64.341	-9.629	73.970	PEAK
2		5470.000	2.086	62.158	64.244	-24.056	88.300	PEAK
3	*	5505.900	2.189	107.226	109.415	N/A	N/A	PEAK

<b>Engineer : Jame</b>	
<b>Site : AC-2 (3m Semi-Anechoic Chamber)</b>	<b>Time : 2009/07/23 - 09:40</b>
<b>Limit : FCC_SpartC_15.209_03M_AV</b>	<b>Margin : 0</b>
<b>Probe : 9120D_499(1-18GHz) - HORIZONTAL</b>	<b>Power : AC 120V/60Hz</b>
<b>EUT : Wireless LAN Access Point</b>	<b>Note : Mode 2:Transmit at channel 5500MHz By 802.11n(20MHz) Chain A+B</b>



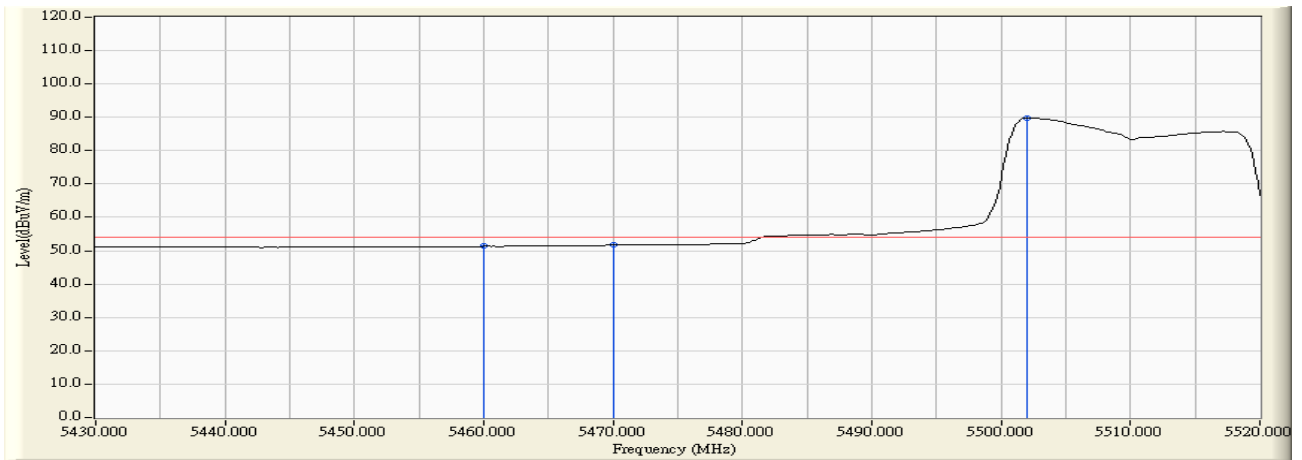
		Frequency (MHz)	Correct Factor (dB)	Reading Level (dBuV)	Measure Level (dBuV/m)	Margin (dB)	Limit (dBuV/m)	Detector Type
1		5460.000	2.054	49.458	51.512	-2.458	53.970	AVERAGE
2		5470.000	2.086	49.906	51.992	-16.308	68.300	AVERAGE
3	*	5505.900	2.189	95.250	97.439	N/A	N/A	AVERAGE

Engineer : Jame	
Site : AC-2 (3m Semi-Anechoic Chamber)	Time : 2009/07/23 - 09:41
Limit : FCC_SpartC_15.209_03M_PK	Margin : 0
Probe : 9120D_499(1-18GHz) - VERTICAL	Power : AC 120V/60Hz
EUT : Wireless LAN Access Point	Note : Mode 2:Transmit at channel 5500MHz By 802.11n(20MHz) Chain A+B



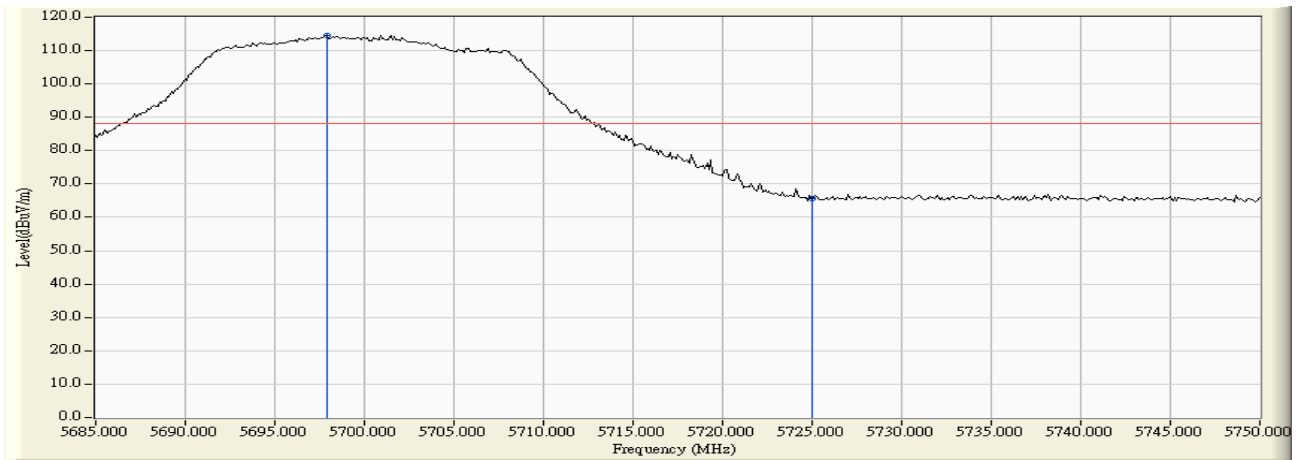
		Frequency (MHz)	Correct Factor (dB)	Reading Level (dBuV)	Measure Level (dBuV/m)	Margin (dB)	Limit (dBuV/m)	Detector Type
1		5460.000	2.054	62.034	64.088	-9.882	73.970	PEAK
2		5470.000	2.086	62.449	64.535	-23.765	88.300	PEAK
3	*	5513.250	2.177	100.580	102.757	N/A	N/A	PEAK

Engineer : Jame	
Site : AC-2 (3m Semi-Anechoic Chamber)	Time : 2009/07/23 - 09:42
Limit : FCC_SpartC_15.209_03M_AV	Margin : 0
Probe : 9120D_499(1-18GHz) - VERTICAL	Power : AC 120V/60Hz
EUT : Wireless LAN Access Point	Note : Mode 2:Transmit at channel 5500MHz By 802.11n(20MHz) Chain A+B



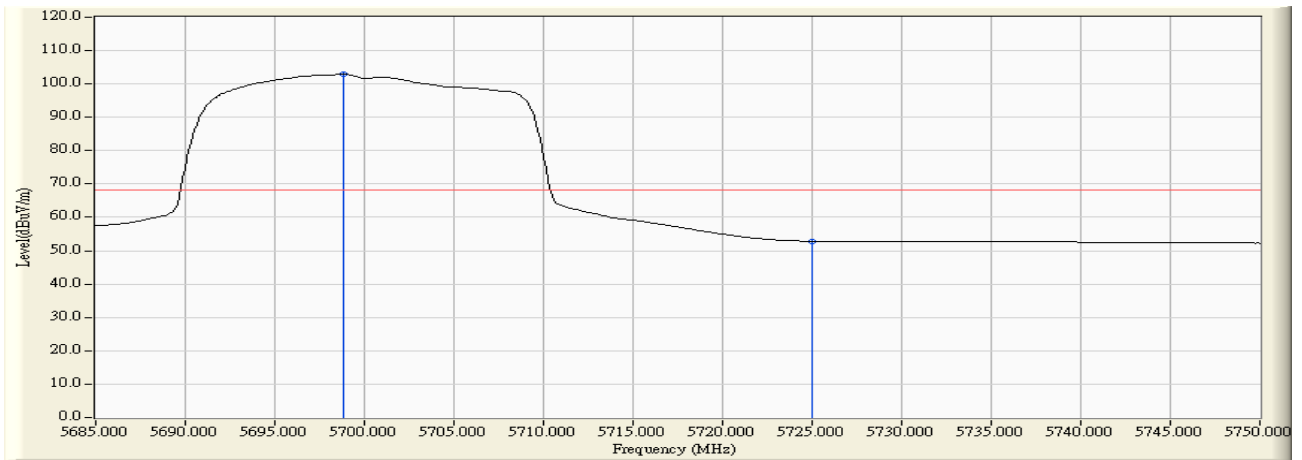
		Frequency (MHz)	Correct Factor (dB)	Reading Level (dBuV)	Measure Level (dBuV/m)	Margin (dB)	Limit (dBuV/m)	Detector Type
1		5460.000	2.054	49.284	51.338	-2.632	53.970	AVERAGE
2		5470.000	2.086	49.577	51.663	-16.637	68.300	AVERAGE
3	*	5502.000	2.183	87.627	89.811	N/A	N/A	AVERAGE

<b>Engineer : Jame</b>	
<b>Site : AC-2 (3m Semi-Anechoic Chamber)</b>	<b>Time : 2009/08/09 - 12:13</b>
<b>Limit : FCC_SPARTE_15.407_03M_PK</b>	<b>Margin : 0</b>
<b>Probe : 9120D_499(1-18GHz) - HORIZONTAL</b>	<b>Power : AC 120V/60Hz</b>
<b>EUT : Wireless LAN Access Point</b>	<b>Note : Mode 2:Transmit at channel 5700MHz By 802.11n(20MHz) Chain A+B</b>



		Frequency (MHz)	Correct Factor (dB)	Reading Level (dBuV)	Measure Level (dBuV/m)	Margin (dB)	Limit (dBuV/m)	Detector Type
1	*	5697.892	2.616	112.066	114.682	N/A	N/A	PEAK
2		5725.000	2.763	62.833	65.596	-22.704	88.300	PEAK

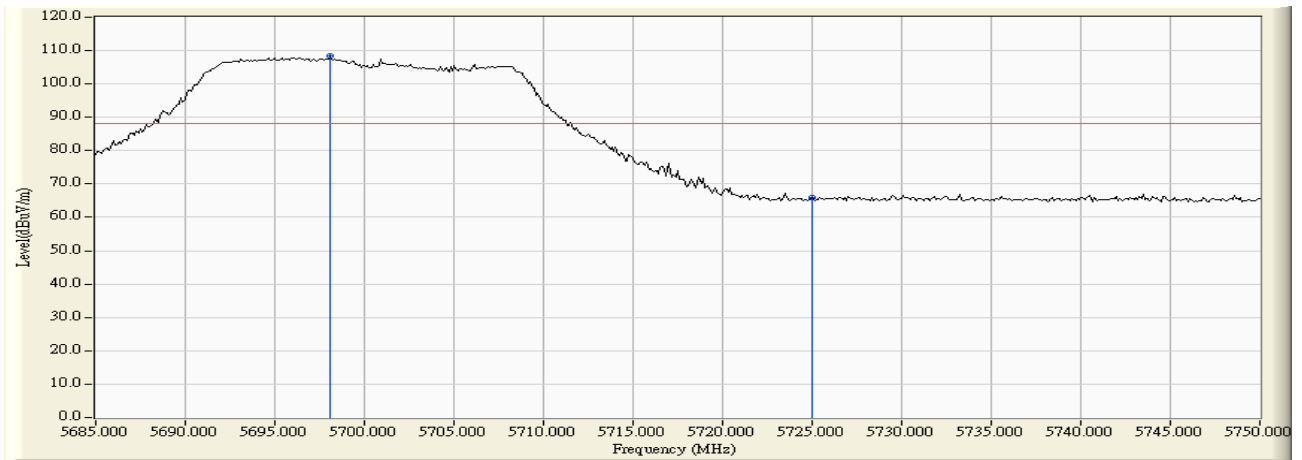
<b>Engineer : Jame</b>	
<b>Site : AC-2 (3m Semi-Anechoic Chamber)</b>	<b>Time : 2009/08/09 - 12:14</b>
<b>Limit : FCC_SPARTE_15.407_03M_AV</b>	<b>Margin : 0</b>
<b>Probe : 9120D_499(1-18GHz) - HORIZONTAL</b>	<b>Power : AC 120V/60Hz</b>
<b>EUT : Wireless LAN Access Point</b>	<b>Note : Mode 2:Transmit at channel 5700MHz By 802.11n(20MHz) Chain A+B</b>



		Frequency (MHz)	Correct Factor (dB)	Reading Level (dBuV)	Measure Level (dBuV/m)	Margin (dB)	Limit (dBuV/m)	Detector Type
1	*	5698.867	2.618	100.282	102.900	N/A	N/A	AVERAGE
2		5725.000	2.763	50.050	52.813	-15.487	68.300	AVERAGE

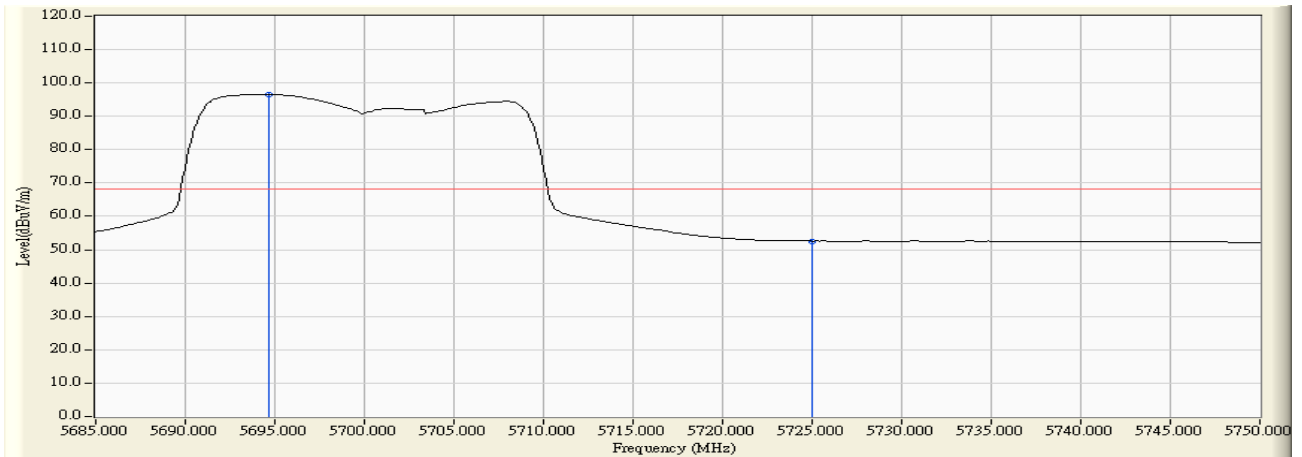


<b>Engineer : Jame</b>	
<b>Site : AC-2 (3m Semi-Anechoic Chamber)</b>	<b>Time : 2009/08/09 - 12:15</b>
<b>Limit : FCC_SPARTE_15.407_03M_PK</b>	<b>Margin : 0</b>
<b>Probe : 9120D_499(1-18GHz) - VERTICAL</b>	<b>Power : AC 120V/60Hz</b>
<b>EUT : Wireless LAN Access Point</b>	<b>Note : Mode 2:Transmit at channel 5700MHz By 802.11n(20MHz) Chain A+B</b>



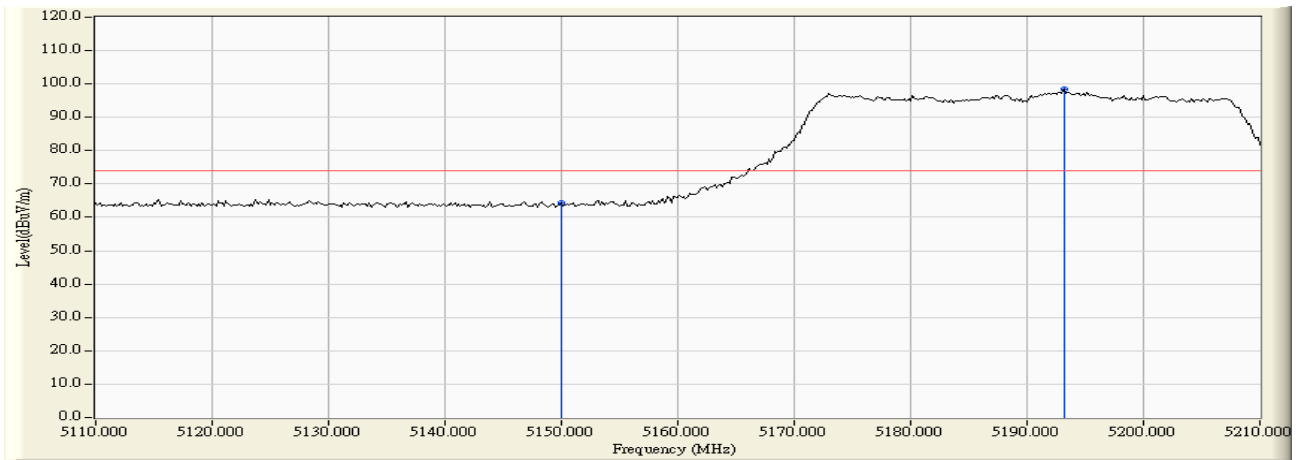
		Frequency (MHz)	Correct Factor (dB)	Reading Level (dBuV)	Measure Level (dBuV/m)	Margin (dB)	Limit (dBuV/m)	Detector Type
1	*	5698.108	2.616	105.681	108.298	N/A	N/A	PEAK
2		5725.000	2.763	63.154	65.917	-22.383	88.300	PEAK

<b>Engineer : Jame</b>	
<b>Site : AC-2 (3m Semi-Anechoic Chamber)</b>	<b>Time : 2009/08/09 - 12:16</b>
<b>Limit : FCC_SPARTE_15.407_03M_AV</b>	<b>Margin : 0</b>
<b>Probe : 9120D_499(1-18GHz) - VERTICAL</b>	<b>Power : AC 120V/60Hz</b>
<b>EUT : Wireless LAN Access Point</b>	<b>Note : Mode 2:Transmit at channel 5700MHz By 802.11n(20MHz) Chain A+B</b>



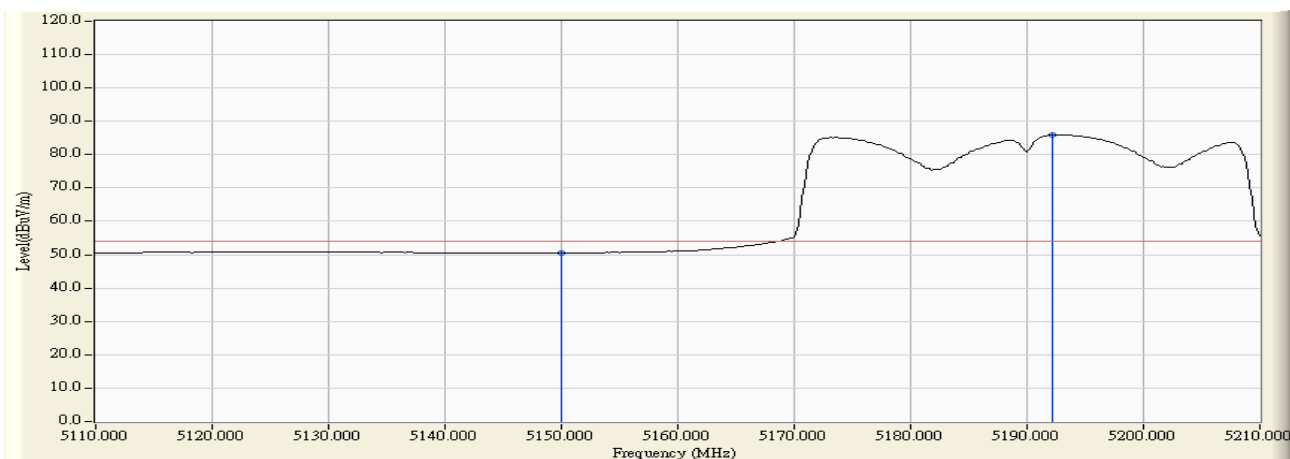
		Frequency (MHz)	Correct Factor (dB)	Reading Level (dBuV)	Measure Level (dBuV/m)	Margin (dB)	Limit (dBuV/m)	Detector Type
1	*	5694.642	2.608	94.021	96.630	N/A	N/A	AVERAGE
2		5725.000	2.763	49.826	52.589	-15.711	68.300	AVERAGE

Engineer : Jame	
Site : AC-2 (3m Semi-Anechoic Chamber)	Time : 2009/07/23 - 09:44
Limit : FCC_SpartC_15.209_03M_PK	Margin : 0
Probe : 9120D_499(1-18GHz) - HORIZONTAL	Power : AC 120V/60Hz
EUT : Wireless LAN Access Point	Note : Mode 3:Transmit at channel 5190MHz By 802.11n(40MHz) Chain A+B



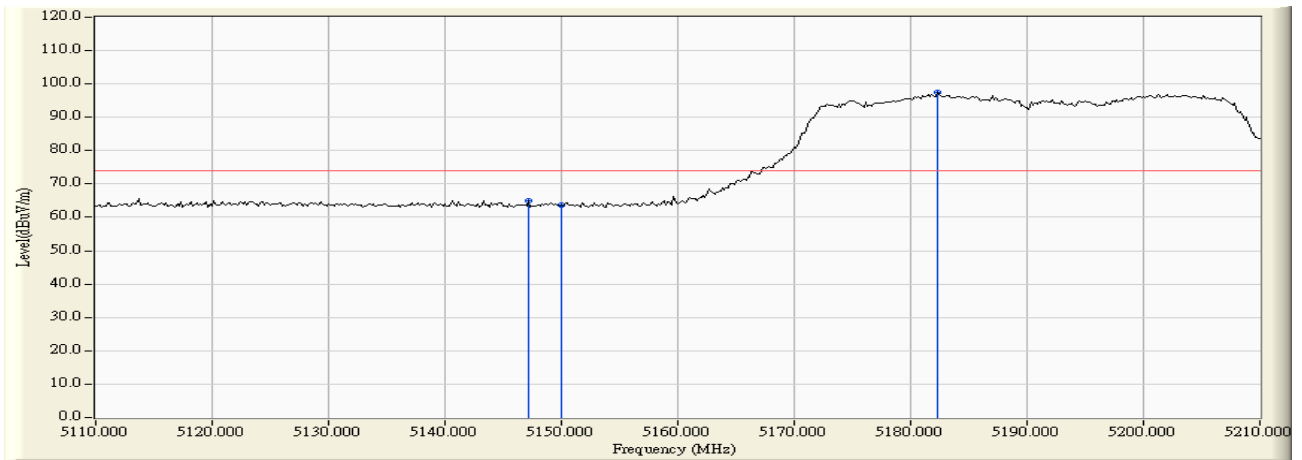
		Frequency (MHz)	Correct Factor (dB)	Reading Level (dBuV)	Measure Level (dBuV/m)	Margin (dB)	Limit (dBuV/m)	Detector Type
1		5150.000	1.093	63.304	64.397	-9.573	73.970	PEAK
2	*	5193.167	1.150	97.402	98.552	N/A	N/A	PEAK

<b>Engineer : Jame</b>	
<b>Site : AC-2 (3m Semi-Anechoic Chamber)</b>	<b>Time : 2009/07/23 - 09:45</b>
<b>Limit : FCC_SpartC_15.209_03M_AV</b>	<b>Margin : 0</b>
<b>Probe : 9120D_499(1-18GHz) - HORIZONTAL</b>	<b>Power : AC 120V/60Hz</b>
<b>EUT : Wireless LAN Access Point</b>	<b>Note : Mode 3:Transmit at channel 5190MHz By 802.11n(40MHz) Chain A+B</b>



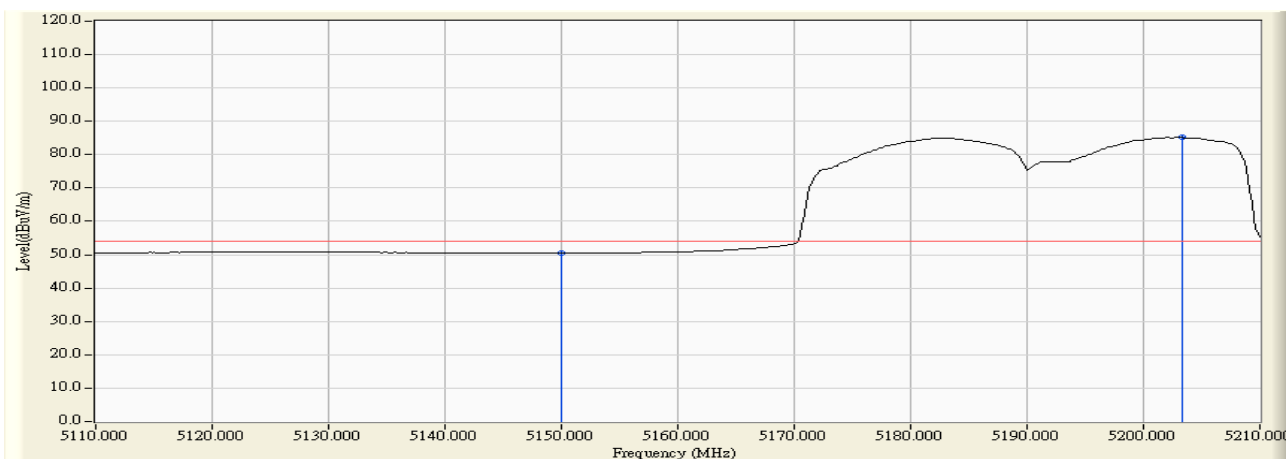
		Frequency (MHz)	Correct Factor (dB)	Reading Level (dBuV)	Measure Level (dBuV/m)	Margin (dB)	Limit (dBuV/m)	Detector Type
1		5150.000	1.093	49.502	50.595	-3.375	53.970	AVERAGE
2	*	5192.167	1.149	84.748	85.897	N/A	N/A	AVERAGE

Engineer : Jame	
Site : AC-2 (3m Semi-Anechoic Chamber)	Time : 2009/07/23 - 09:46
Limit : FCC_SpartC_15.209_03M_PK	Margin : 0
Probe : 9120D_499(1-18GHz) - VERTICAL	Power : AC 120V/60Hz
EUT : Wireless LAN Access Point	Note : Mode 3:Transmit at channel 5190MHz By 802.11n(40MHz) Chain A+B



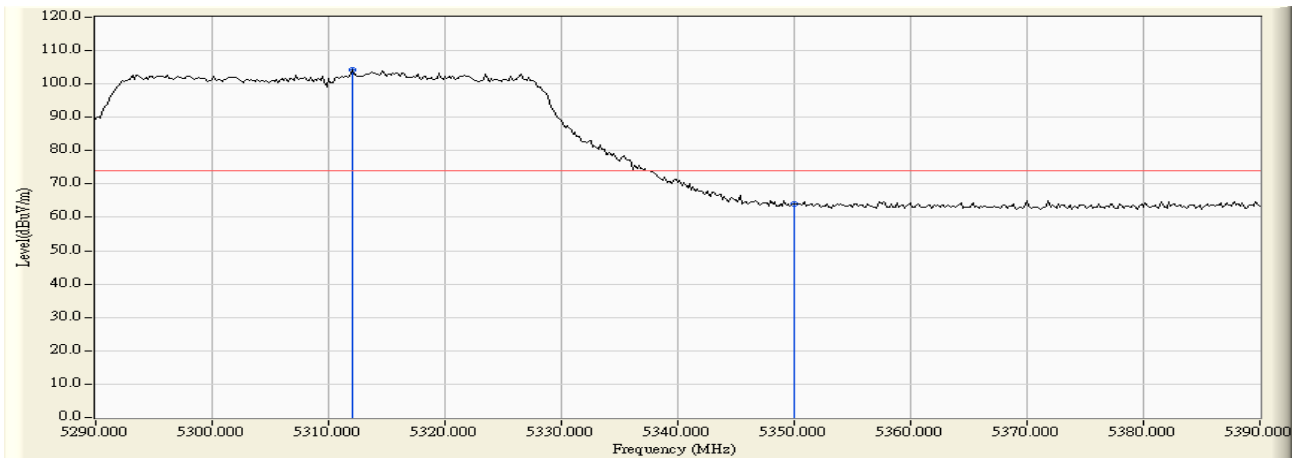
		Frequency (MHz)	Correct Factor (dB)	Reading Level (dBuV)	Measure Level (dBuV/m)	Margin (dB)	Limit (dBuV/m)	Detector Type
1		5147.167	1.089	63.835	64.924	-9.046	73.970	PEAK
2		5150.000	1.093	62.492	63.585	-10.385	73.970	PEAK
3	*	5182.333	1.140	96.420	97.560	N/A	N/A	PEAK

<b>Engineer : Jame</b>	
<b>Site : AC-2 (3m Semi-Anechoic Chamber)</b>	<b>Time : 2009/07/23 - 09:47</b>
<b>Limit : FCC_SpartC_15.209_03M_AV</b>	<b>Margin : 0</b>
<b>Probe : 9120D_499(1-18GHz) - VERTICAL</b>	<b>Power : AC 120V/60Hz</b>
<b>EUT : Wireless LAN Access Point</b>	<b>Note : Mode 3:Transmit at channel 5190MHz By 802.11n(40MHz) Chain A+B</b>



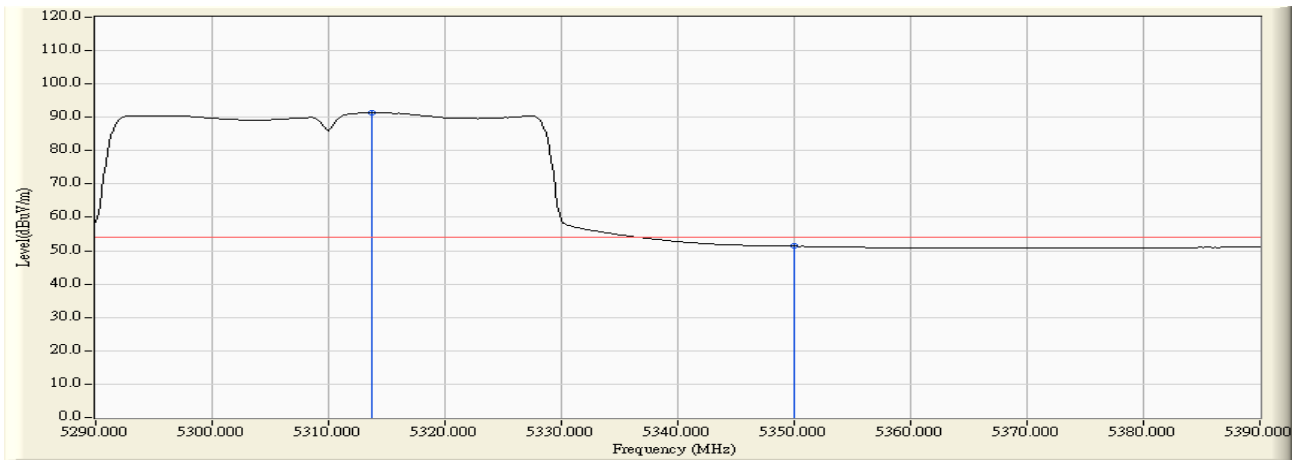
		Frequency (MHz)	Correct Factor (dB)	Reading Level (dBuV)	Measure Level (dBuV/m)	Margin (dB)	Limit (dBuV/m)	Detector Type
1		5150.000	1.093	49.423	50.516	-3.454	53.970	AVERAGE
2	*	5203.333	1.146	84.052	85.198	N/A	N/A	AVERAGE

Engineer : Jame	
Site : AC-2 (3m Semi-Anechoic Chamber)	Time : 2009/07/23 - 09:48
Limit : FCC_SpartC_15.209_03M_PK	Margin : 0
Probe : 9120D_499(1-18GHz) - HORIZONTAL	Power : AC 120V/60Hz
EUT : Wireless LAN Access Point	Note : Mode 3:Transmit at channel 5310MHz By 802.11n(40MHz) Chain A+B



		Frequency (MHz)	Correct Factor (dB)	Reading Level (dBuV)	Measure Level (dBuV/m)	Margin (dB)	Limit (dBuV/m)	Detector Type
1	*	5312.000	1.409	102.790	104.199	N/A	N/A	PEAK
2		5350.000	1.298	62.628	63.926	-10.044	73.970	PEAK

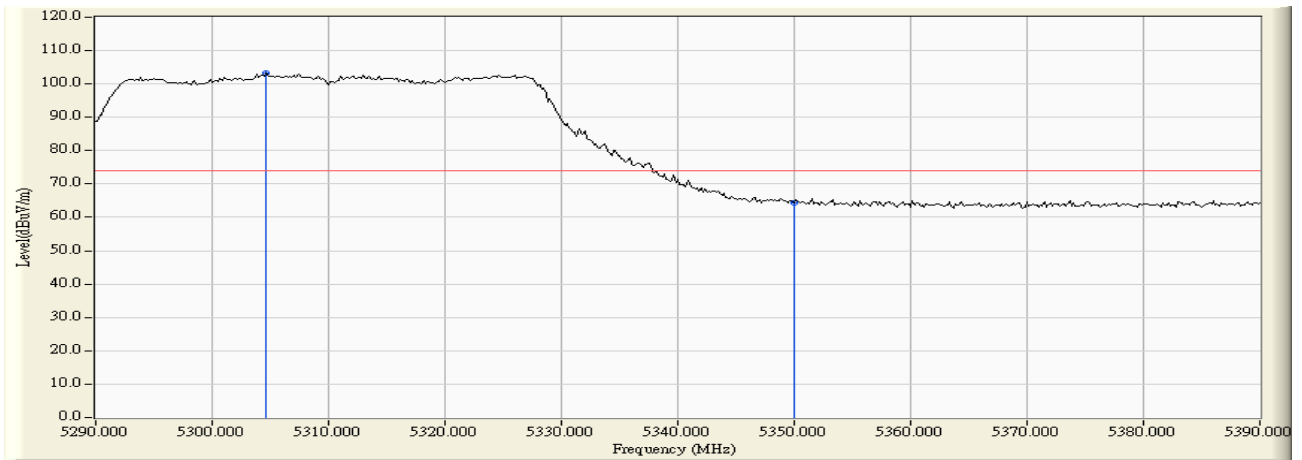
<b>Engineer : Jame</b>	
<b>Site : AC-2 (3m Semi-Anechoic Chamber)</b>	<b>Time : 2009/07/23 - 09:49</b>
<b>Limit : FCC_SpartC_15.209_03M_AV</b>	<b>Margin : 0</b>
<b>Probe : 9120D_499(1-18GHz) - HORIZONTAL</b>	<b>Power : AC 120V/60Hz</b>
<b>EUT : Wireless LAN Access Point</b>	<b>Note : Mode 3:Transmit at channel 5310MHz By 802.11n(40MHz) Chain A+B</b>



		Frequency (MHz)	Correct Factor (dB)	Reading Level (dBuV)	Measure Level (dBuV/m)	Margin (dB)	Limit (dBuV/m)	Detector Type
1	*	5313.667	1.404	89.994	91.398	N/A	N/A	AVERAGE
2		5350.000	1.298	50.032	51.330	-2.640	53.970	AVERAGE

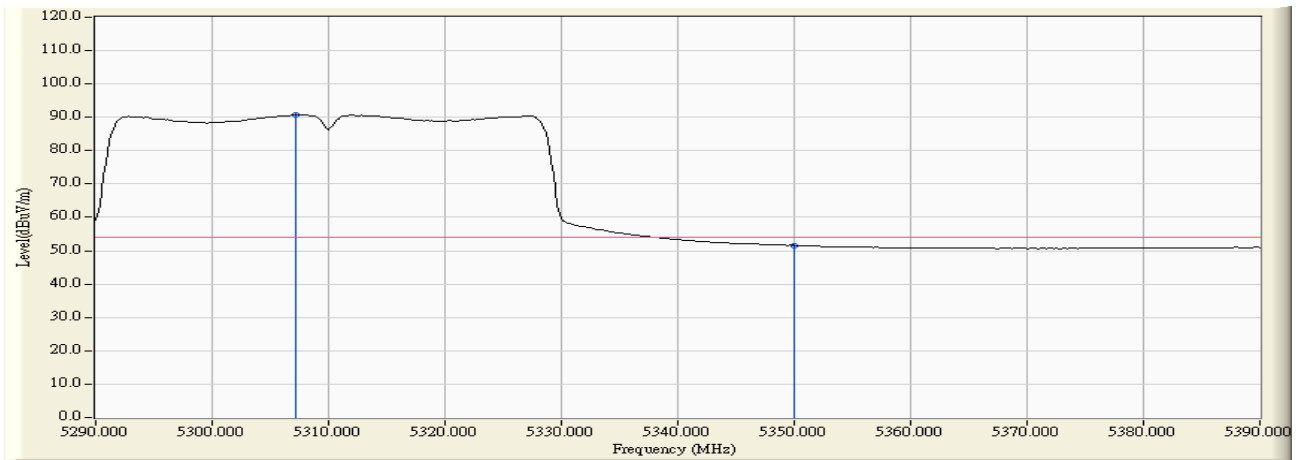


<b>Engineer : Jame</b>	
<b>Site : AC-2 (3m Semi-Anechoic Chamber)</b>	<b>Time : 2009/07/23 - 09:50</b>
<b>Limit : FCC_SpartC_15.209_03M_PK</b>	<b>Margin : 0</b>
<b>Probe : 9120D_499(1-18GHz) - VERTICAL</b>	<b>Power : AC 120V/60Hz</b>
<b>EUT : Wireless LAN Access Point</b>	<b>Note : Mode 3:Transmit at channel 5310MHz By 802.11n(40MHz) Chain A+B</b>



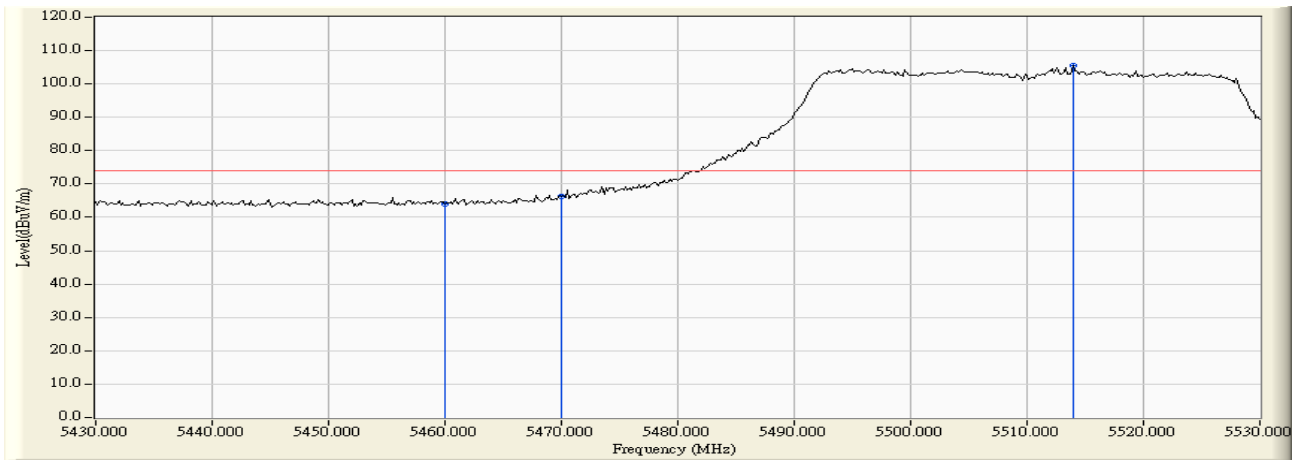
		Frequency (MHz)	Correct Factor (dB)	Reading Level (dBuV)	Measure Level (dBuV/m)	Margin (dB)	Limit (dBuV/m)	Detector Type
1	*	5304.667	1.432	101.880	103.312	N/A	N/A	PEAK
2		5350.000	1.298	63.162	64.460	-9.510	73.970	PEAK

<b>Engineer : Jame</b>	
<b>Site : AC-2 (3m Semi-Anechoic Chamber)</b>	<b>Time : 2009/07/23 - 09:51</b>
<b>Limit : FCC_SpartC_15.209_03M_AV</b>	<b>Margin : 0</b>
<b>Probe : 9120D_499(1-18GHz) - VERTICAL</b>	<b>Power : AC 120V/60Hz</b>
<b>EUT : Wireless LAN Access Point</b>	<b>Note : Mode 3:Transmit at channel 5310MHz By 802.11n(40MHz) Chain A+B</b>



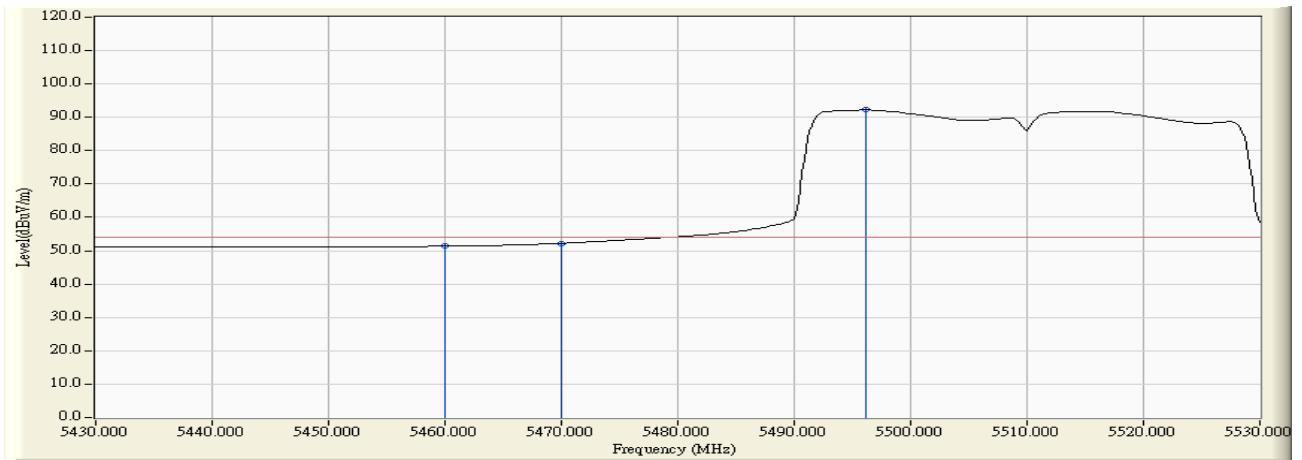
		Frequency (MHz)	Correct Factor (dB)	Reading Level (dBuV)	Measure Level (dBuV/m)	Margin (dB)	Limit (dBuV/m)	Detector Type
1	*	5307.167	1.424	89.259	90.683	N/A	N/A	AVERAGE
2		5350.000	1.298	50.309	51.607	-2.363	53.970	AVERAGE

Engineer : Jame	
Site : AC-2 (3m Semi-Anechoic Chamber)	Time : 2009/07/23 - 09:52
Limit : FCC_SpartC_15.209_03M_PK	Margin : 0
Probe : 9120D_499(1-18GHz) - HORIZONTAL	Power : AC 120V/60Hz
EUT : Wireless LAN Access Point	Note : Mode 3:Transmit at channel 5510MHz By 802.11n(40MHz) Chain A+B



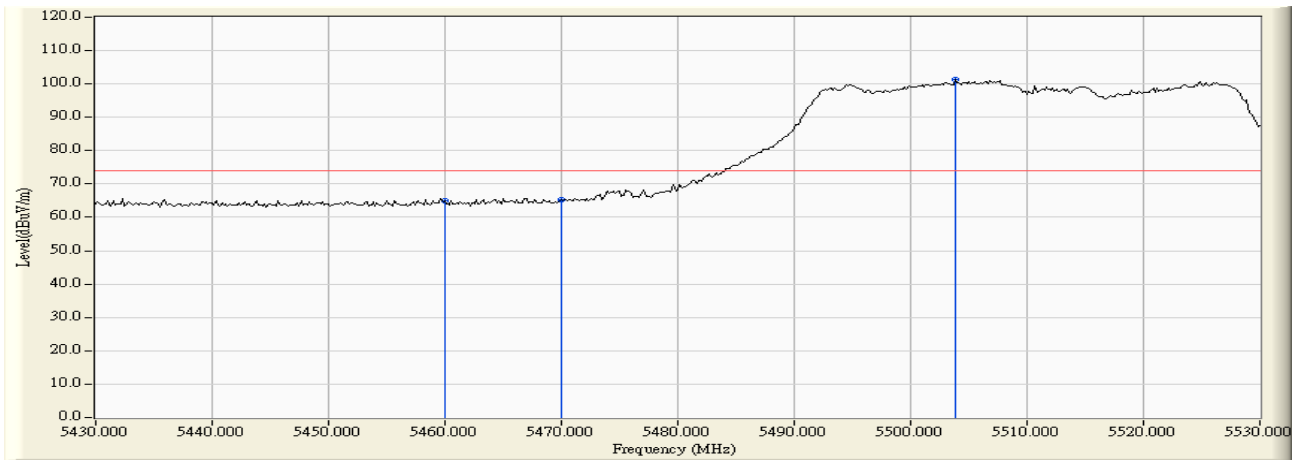
		Frequency (MHz)	Correct Factor (dB)	Reading Level (dBuV)	Measure Level (dBuV/m)	Margin (dB)	Limit (dBuV/m)	Detector Type
1		5460.000	2.054	62.045	64.099	-9.871	73.970	PEAK
2		5470.000	2.086	64.249	66.335	-16.081	88.300	PEAK
3	*	5514.000	2.175	103.361	105.537	N/A	N/A	PEAK

<b>Engineer : Jame</b>	
<b>Site : AC-2 (3m Semi-Anechoic Chamber)</b>	<b>Time : 2009/07/23 - 09:53</b>
<b>Limit : FCC_SpartC_15.209_03M_AV</b>	<b>Margin : 0</b>
<b>Probe : 9120D_499(1-18GHz) - HORIZONTAL</b>	<b>Power : AC 120V/60Hz</b>
<b>EUT : Wireless LAN Access Point</b>	<b>Note : Mode 3:Transmit at channel 5510MHz By 802.11n(40MHz) Chain A+B</b>



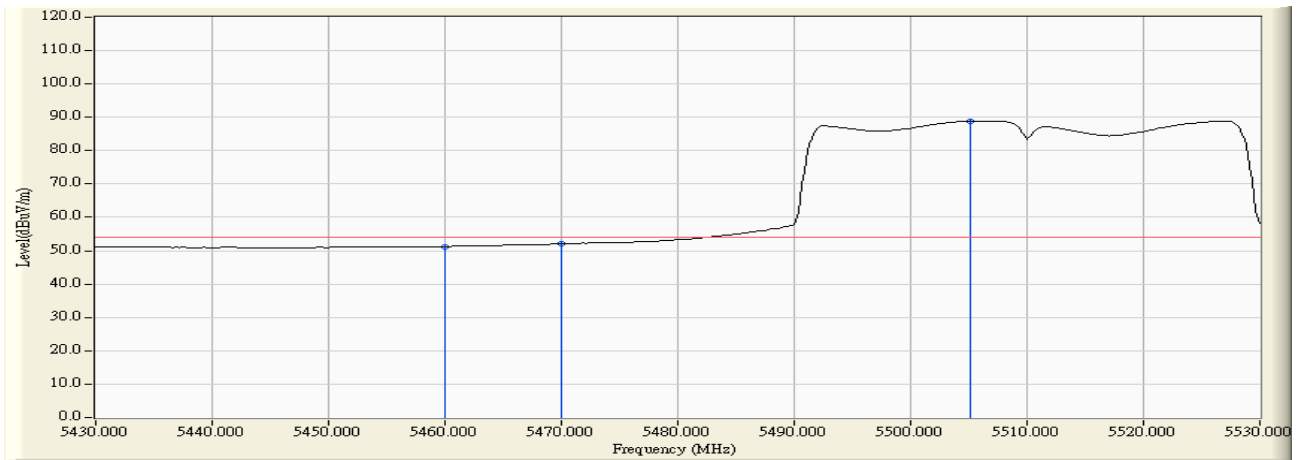
		Frequency (MHz)	Correct Factor (dB)	Reading Level (dBuV)	Measure Level (dBuV/m)	Margin (dB)	Limit (dBuV/m)	Detector Type
1		5460.000	2.054	49.306	51.360	-2.610	53.970	AVERAGE
2		5470.000	2.086	50.133	52.219	-16.081	68.300	AVERAGE
3	*	5496.167	2.172	90.060	92.231	N/A	N/A	AVERAGE

Engineer : Jame	
Site : AC-2 (3m Semi-Anechoic Chamber)	Time : 2009/07/23 - 09:54
Limit : FCC_SpartC_15.209_03M_PK	Margin : 0
Probe : 9120D_499(1-18GHz) - VERTICAL	Power : AC 120V/60Hz
EUT : Wireless LAN Access Point	Note : Mode 3:Transmit at channel 5510MHz By 802.11n(40MHz) Chain A+B



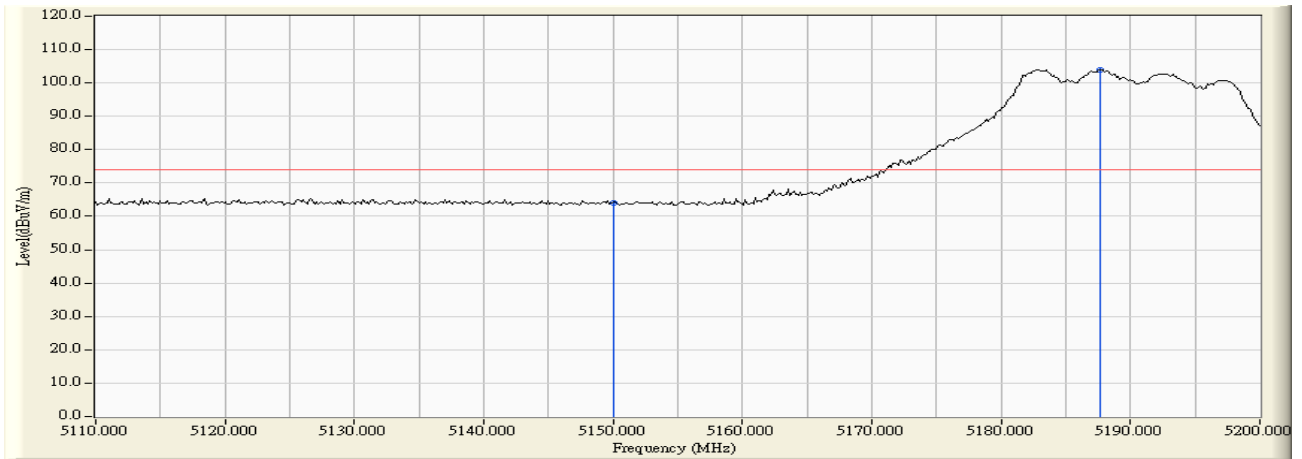
		Frequency (MHz)	Correct Factor (dB)	Reading Level (dBuV)	Measure Level (dBuV/m)	Margin (dB)	Limit (dBuV/m)	Detector Type
1		5460.000	2.054	62.913	64.967	-9.003	73.970	PEAK
2		5470.000	2.086	63.324	65.410	-22.890	88.300	PEAK
3	*	5503.833	2.188	99.002	101.190	N/A	N/A	PEAK

<b>Engineer : Jame</b>	
<b>Site : AC-2 (3m Semi-Anechoic Chamber)</b>	<b>Time : 2009/07/23 - 09:54</b>
<b>Limit : FCC_SpartC_15.209_03M_AV</b>	<b>Margin : 0</b>
<b>Probe : 9120D_499(1-18GHz) - VERTICAL</b>	<b>Power : AC 120V/60Hz</b>
<b>EUT : Wireless LAN Access Point</b>	<b>Note : Mode 3:Transmit at channel 5510MHz By 802.11n(40MHz) Chain A+B</b>



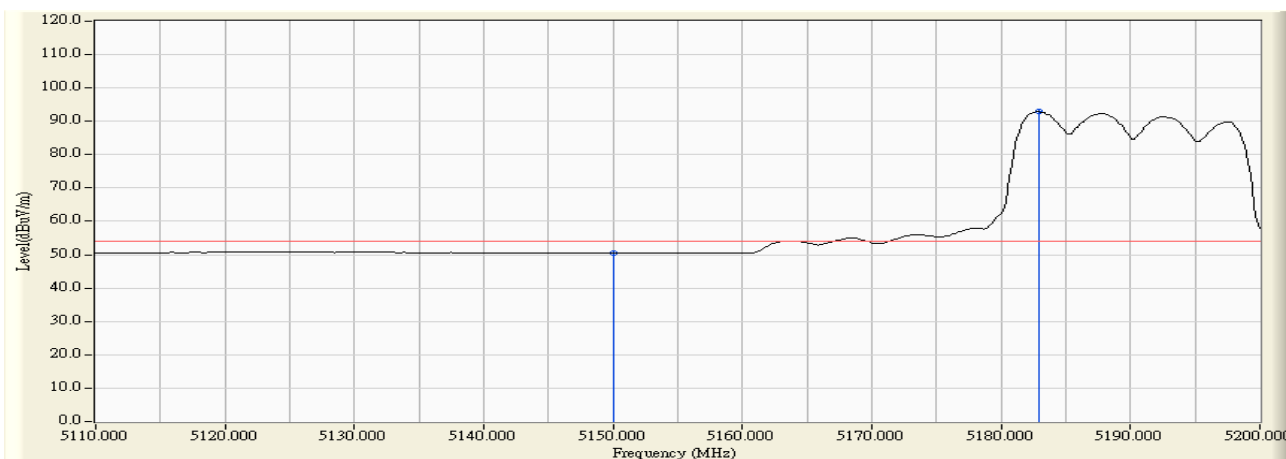
		Frequency (MHz)	Correct Factor (dB)	Reading Level (dBuV)	Measure Level (dBuV/m)	Margin (dB)	Limit (dBuV/m)	Detector Type
1		5460.000	2.054	49.196	51.250	-2.720	53.970	AVERAGE
2		5470.000	2.086	50.042	52.128	-16.172	68.300	AVERAGE
3	*	5505.167	2.190	86.724	88.914	N/A	N/A	AVERAGE

<b>Engineer : Jame</b>	
<b>Site : AC-2 (3m Semi-Anechoic Chamber)</b>	<b>Time : 2009/07/23 - 09:59</b>
<b>Limit : FCC_SpartC_15.209_03M_PK</b>	<b>Margin : 0</b>
<b>Probe : 9120D_499(1-18GHz) - HORIZONTAL</b>	<b>Power : AC 120V/60Hz</b>
<b>EUT : Wireless LAN Access Point</b>	<b>Note : Mode 2:Transmit at channel 5180MHz By 802.11n(20MHz) Chain A+C</b>



		Frequency (MHz)	Correct Factor (dB)	Reading Level (dBuV)	Measure Level (dBuV/m)	Margin (dB)	Limit (dBuV/m)	Detector Type
1		5150.000	1.093	63.049	64.142	-9.828	73.970	PEAK
2	*	5187.700	1.144	102.901	104.046	N/A	N/A	PEAK

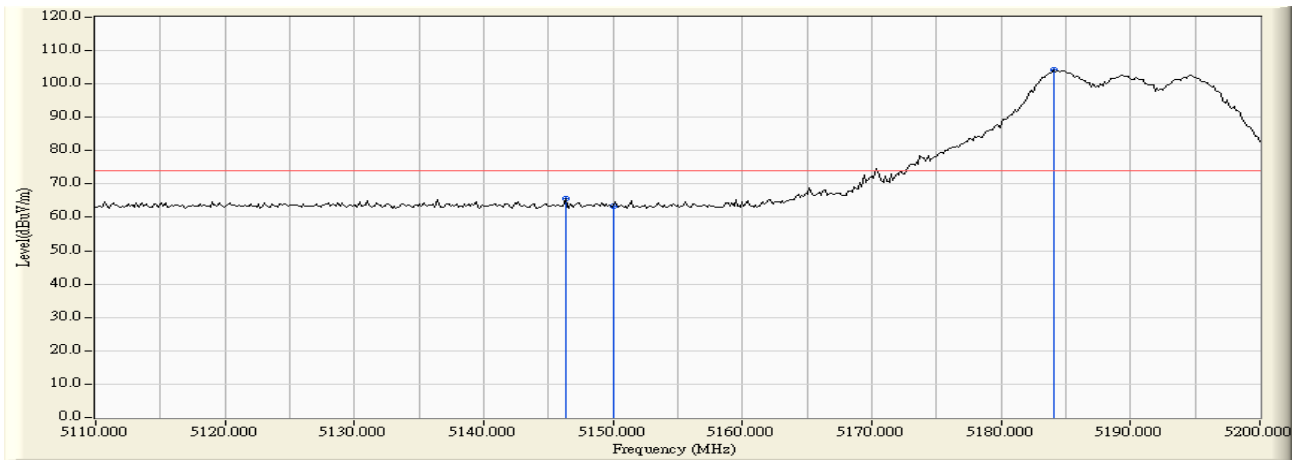
Engineer : Jame	
Site : AC-2 (3m Semi-Anechoic Chamber)	Time : 2009/07/23 - 09:59
Limit : FCC_SpartC_15.209_03M_AV	Margin : 0
Probe : 9120D_499(1-18GHz) - HORIZONTAL	Power : AC 120V/60Hz
EUT : Wireless LAN Access Point	Note : Mode 2:Transmit at channel 5180MHz By 802.11n(20MHz) Chain A+C



		Frequency (MHz)	Correct Factor (dB)	Reading Level (dBuV)	Measure Level (dBuV/m)	Margin (dB)	Limit (dBuV/m)	Detector Type
1		5150.000	1.093	49.386	50.479	-3.491	53.970	AVERAGE
2	*	5182.900	1.141	91.839	92.979	N/A	N/A	AVERAGE

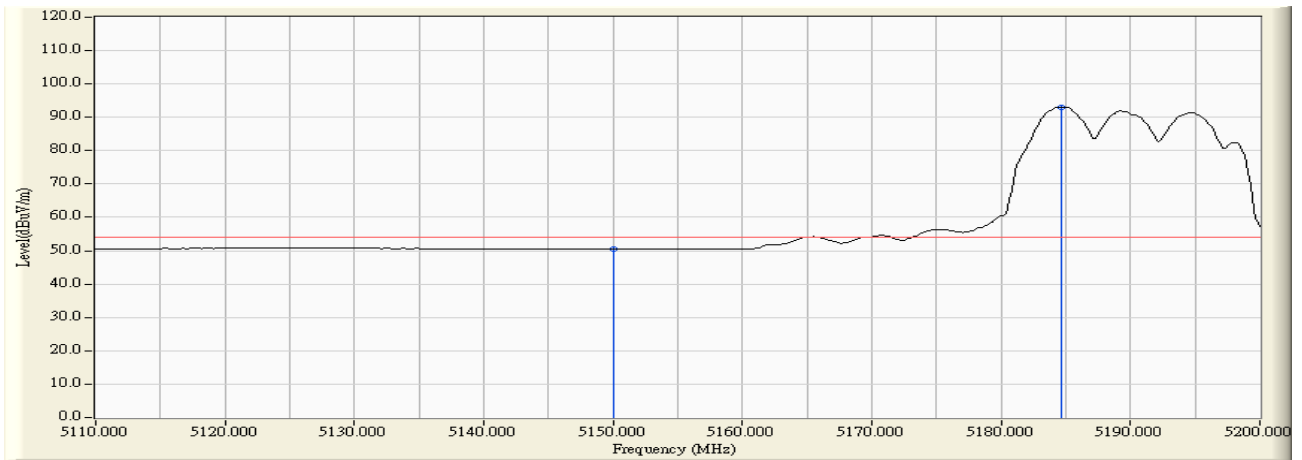


Engineer : Jame	
Site : AC-2 (3m Semi-Anechoic Chamber)	Time : 2009/07/23 - 10:00
Limit : FCC_SpartC_15.209_03M_PK	Margin : 0
Probe : 9120D_499(1-18GHz) - VERTICAL	Power : AC 120V/60Hz
EUT : Wireless LAN Access Point	Note : Mode 2:Transmit at channel 5180MHz By 802.11n(20MHz) Chain A+C



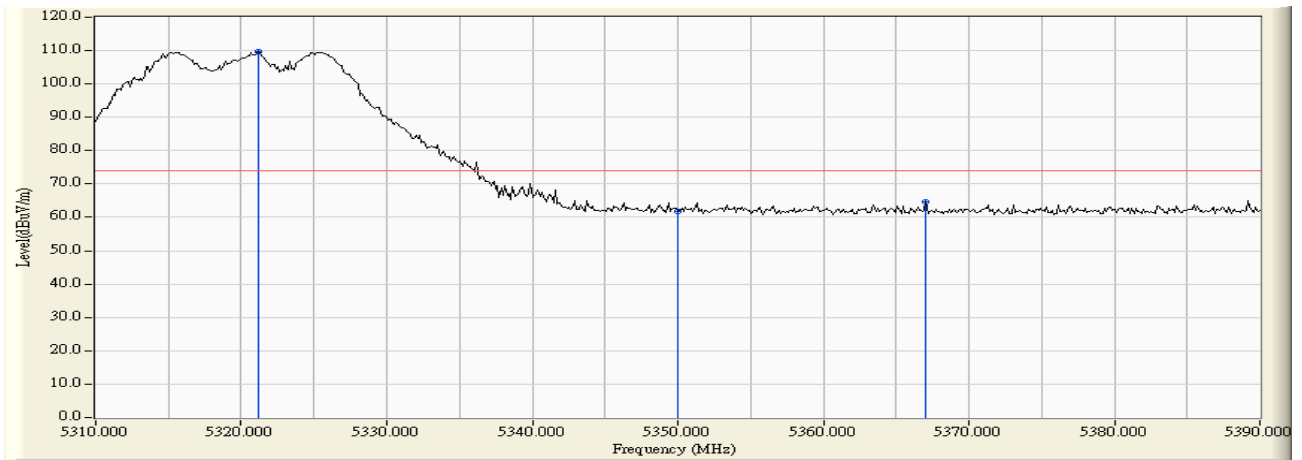
		Frequency (MHz)	Correct Factor (dB)	Reading Level (dBuV)	Measure Level (dBuV/m)	Margin (dB)	Limit (dBuV/m)	Detector Type
1		5146.300	1.087	64.422	65.509	-8.461	73.970	PEAK
2		5150.000	1.093	62.424	63.517	-10.453	73.970	PEAK
3	*	5184.100	1.141	103.057	104.198	N/A	N/A	PEAK

<b>Engineer : Jame</b>	
<b>Site : AC-2 (3m Semi-Anechoic Chamber)</b>	<b>Time : 2009/07/23 - 10:01</b>
<b>Limit : FCC_SpartC_15.209_03M_AV</b>	<b>Margin : 0</b>
<b>Probe : 9120D_499(1-18GHz) - VERTICAL</b>	<b>Power : AC 120V/60Hz</b>
<b>EUT : Wireless LAN Access Point</b>	<b>Note : Mode 2:Transmit at channel 5180MHz By 802.11n(20MHz) Chain A+C</b>



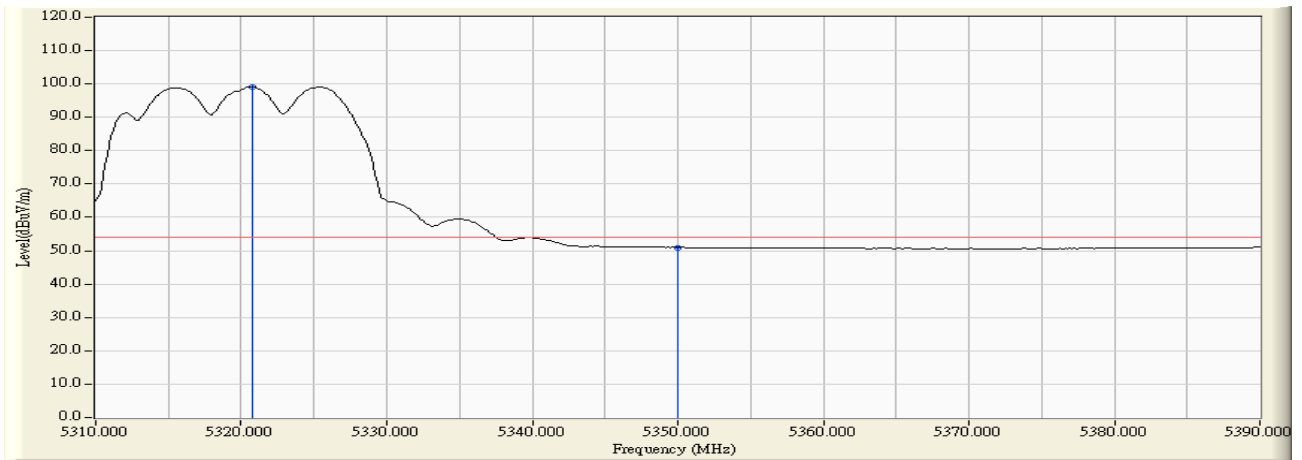
		Frequency (MHz)	Correct Factor (dB)	Reading Level (dBuV)	Measure Level (dBuV/m)	Margin (dB)	Limit (dBuV/m)	Detector Type
1		5150.000	1.093	49.432	50.525	-3.445	53.970	AVERAGE
2	*	5184.700	1.142	91.939	93.081	N/A	N/A	AVERAGE

<b>Engineer : Jame</b>	
<b>Site : AC-2 (3m Semi-Anechoic Chamber)</b>	<b>Time : 2009/07/23 - 10:03</b>
<b>Limit : FCC_SpartC_15.209_03M_PK</b>	<b>Margin : 0</b>
<b>Probe : 9120D_499(1-18GHz) - HORIZONTAL</b>	<b>Power : AC 120V/60Hz</b>
<b>EUT : Wireless LAN Access Point</b>	<b>Note : Mode 2:Transmit at channel 5320MHz By 802.11n(20MHz) Chain A+C</b>



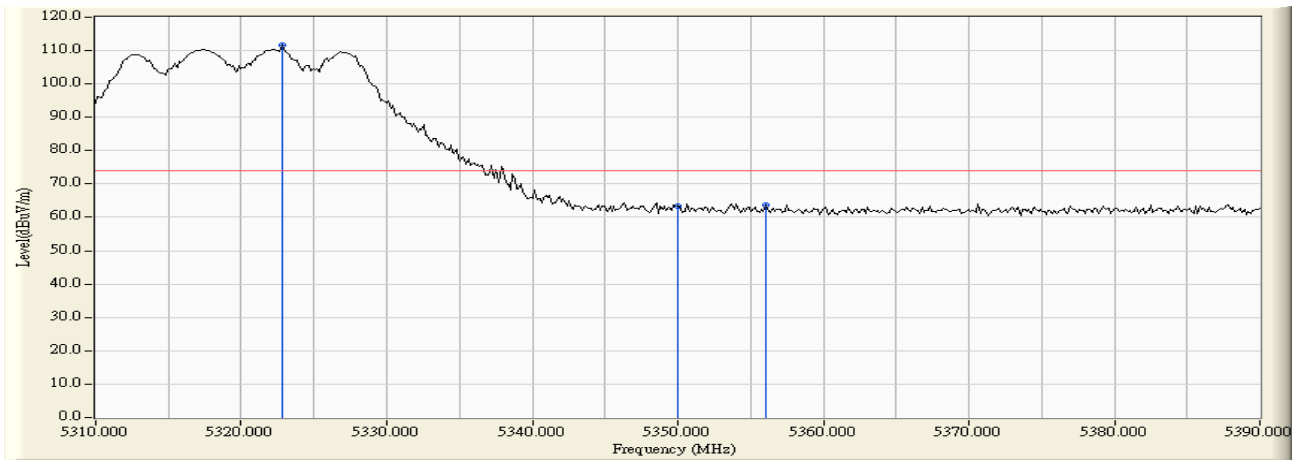
		Frequency (MHz)	Correct Factor (dB)	Reading Level (dBuV)	Measure Level (dBuV/m)	Margin (dB)	Limit (dBuV/m)	Detector Type
1	*	5321.200	1.380	108.196	109.576	N/A	N/A	PEAK
2		5350.000	1.298	60.492	61.790	-12.180	73.970	PEAK
3		5367.067	1.325	63.191	64.516	-9.454	73.970	PEAK

<b>Engineer : Jame</b>	
<b>Site : AC-2 (3m Semi-Anechoic Chamber)</b>	<b>Time : 2009/07/23 - 10:03</b>
<b>Limit : FCC_SpartC_15.209_03M_AV</b>	<b>Margin : 0</b>
<b>Probe : 9120D_499(1-18GHz) - HORIZONTAL</b>	<b>Power : AC 120V/60Hz</b>
<b>EUT : Wireless LAN Access Point</b>	<b>Note : Mode 2:Transmit at channel 5320MHz By 802.11n(20MHz) Chain A+C</b>



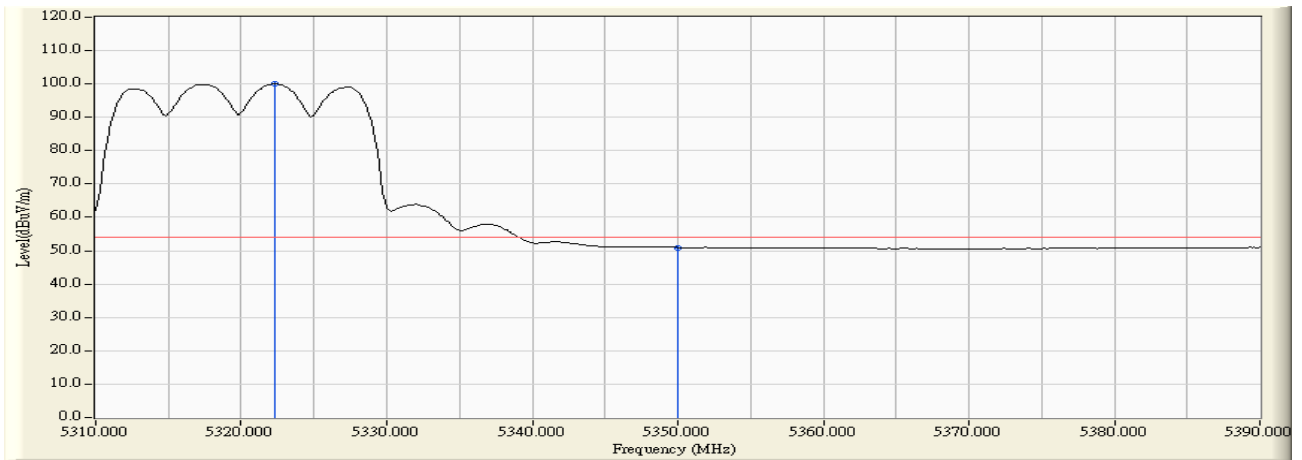
		Frequency (MHz)	Correct Factor (dB)	Reading Level (dBuV)	Measure Level (dBuV/m)	Margin (dB)	Limit (dBuV/m)	Detector Type
1	*	5320.800	1.381	97.771	99.152	N/A	N/A	AVERAGE
2		5350.000	1.298	49.692	50.990	-2.980	53.970	AVERAGE

Engineer : Jame	
Site : AC-2 (3m Semi-Anechoic Chamber)	Time : 2009/07/23 - 10:04
Limit : FCC_SpartC_15.209_03M_PK	Margin : 0
Probe : 9120D_499(1-18GHz) - VERTICAL	Power : AC 120V/60Hz
EUT : Wireless LAN Access Point	Note : Mode 2:Transmit at channel 5320MHz By 802.11n(20MHz) Chain A+C



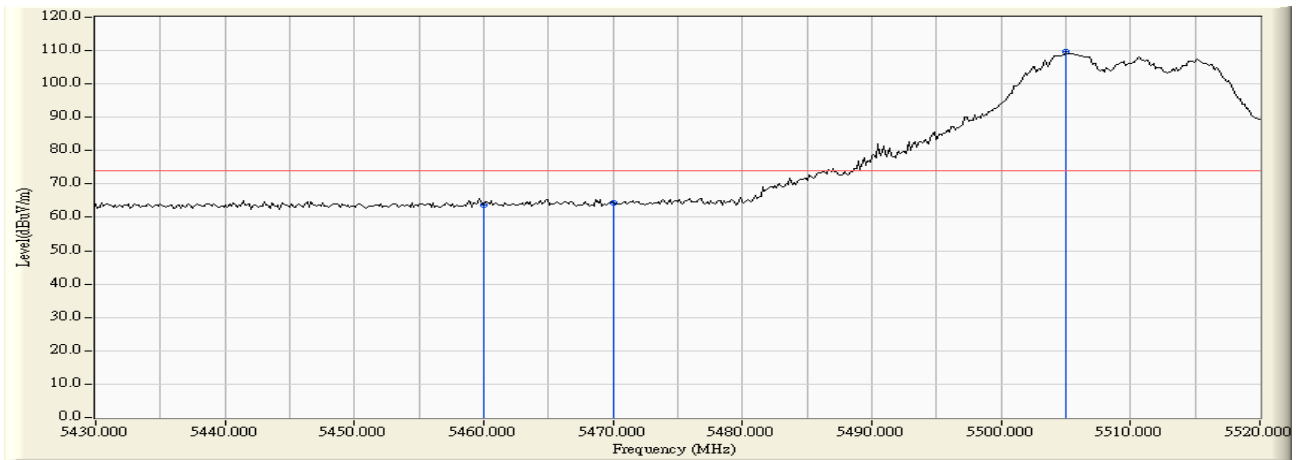
		Frequency (MHz)	Correct Factor (dB)	Reading Level (dBuV)	Measure Level (dBuV/m)	Margin (dB)	Limit (dBuV/m)	Detector Type
1	*	5322.800	1.374	110.282	111.656	N/A	N/A	PEAK
2		5350.000	1.298	62.161	63.459	-10.511	73.970	PEAK
3		5356.000	1.302	62.527	63.829	-10.141	73.970	PEAK

<b>Engineer : Jame</b>	
<b>Site : AC-2 (3m Semi-Anechoic Chamber)</b>	<b>Time : 2009/07/23 - 10:04</b>
<b>Limit : FCC_SpartC_15.209_03M_AV</b>	<b>Margin : 0</b>
<b>Probe : 9120D_499(1-18GHz) - VERTICAL</b>	<b>Power : AC 120V/60Hz</b>
<b>EUT : Wireless LAN Access Point</b>	<b>Note : Mode 2:Transmit at channel 5320MHz By 802.11n(20MHz) Chain A+C</b>



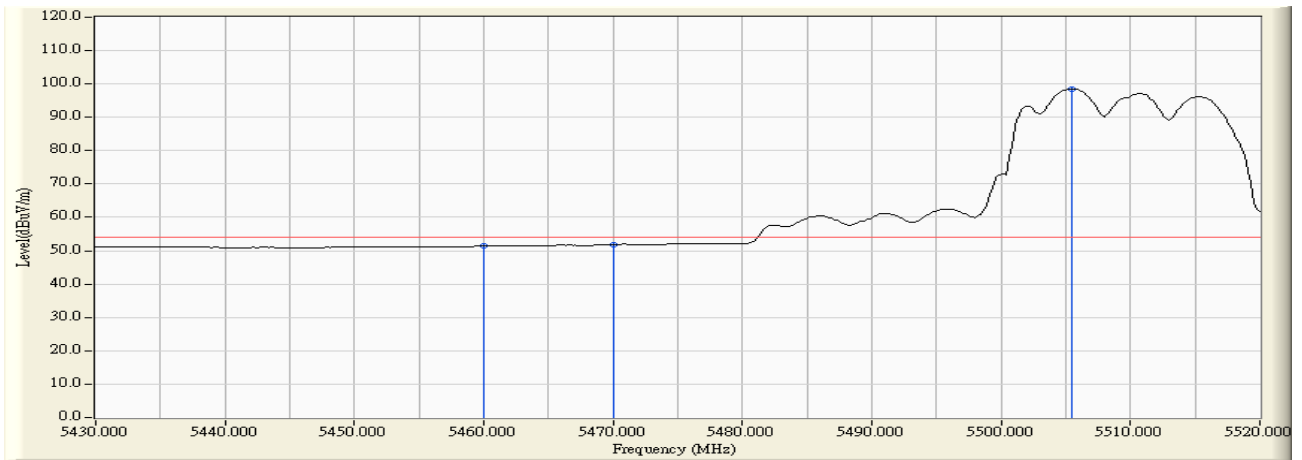
		Frequency (MHz)	Correct Factor (dB)	Reading Level (dBuV)	Measure Level (dBuV/m)	Margin (dB)	Limit (dBuV/m)	Detector Type
1	*	5322.267	1.376	98.620	99.996	N/A	N/A	AVERAGE
2		5350.000	1.298	49.693	50.991	-2.979	53.970	AVERAGE

Engineer : Jame	
Site : AC-2 (3m Semi-Anechoic Chamber)	Time : 2009/07/23 - 10:06
Limit : FCC_SpartC_15.209_03M_PK	Margin : 0
Probe : 9120D_499(1-18GHz) - HORIZONTAL	Power : AC 120V/60Hz
EUT : Wireless LAN Access Point	Note : Mode 2:Transmit at channel 5500MHz By 802.11n(20MHz) Chain A+C



		Frequency (MHz)	Correct Factor (dB)	Reading Level (dBuV)	Measure Level (dBuV/m)	Margin (dB)	Limit (dBuV/m)	Detector Type
1		5460.000	2.054	61.595	63.649	-10.321	73.970	PEAK
2		5470.000	2.086	62.333	64.419	-23.881	88.300	PEAK
3	*	5505.000	2.190	107.667	109.857	N/A	N/A	PEAK

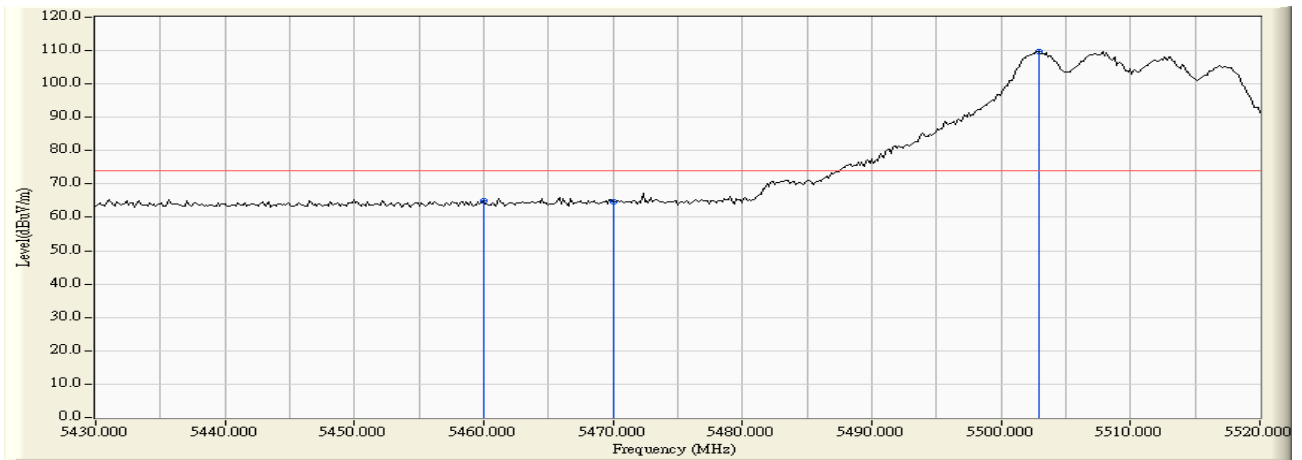
<b>Engineer : Jame</b>	
<b>Site : AC-2 (3m Semi-Anechoic Chamber)</b>	<b>Time : 2009/07/23 - 10:06</b>
<b>Limit : FCC_SpartC_15.209_03M_AV</b>	<b>Margin : 0</b>
<b>Probe : 9120D_499(1-18GHz) - HORIZONTAL</b>	<b>Power : AC 120V/60Hz</b>
<b>EUT : Wireless LAN Access Point</b>	<b>Note : Mode 2:Transmit at channel 5500MHz By 802.11n(20MHz) Chain A+C</b>



		Frequency (MHz)	Correct Factor (dB)	Reading Level (dBuV)	Measure Level (dBuV/m)	Margin (dB)	Limit (dBuV/m)	Detector Type
1		5460.000	2.054	49.466	51.520	-2.450	53.970	AVERAGE
2		5470.000	2.086	49.820	51.906	-16.394	68.300	AVERAGE
3	*	5505.450	2.189	96.356	98.545	N/A	N/A	AVERAGE

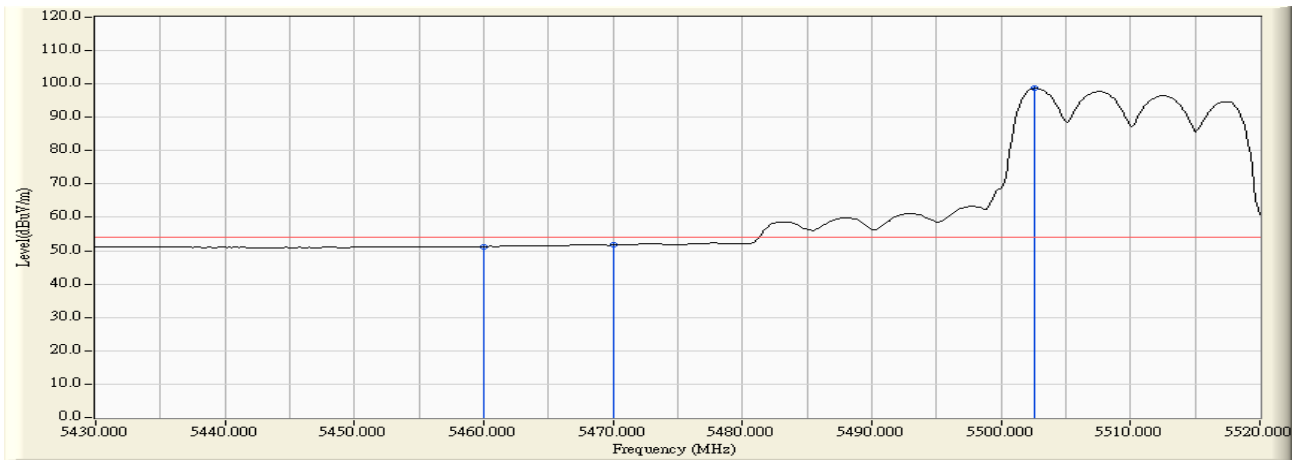


<b>Engineer : Jame</b>	
<b>Site : AC-2 (3m Semi-Anechoic Chamber)</b>	<b>Time : 2009/07/23 - 10:07</b>
<b>Limit : FCC_SpartC_15.209_03M_PK</b>	<b>Margin : 0</b>
<b>Probe : 9120D_499(1-18GHz) - VERTICAL</b>	<b>Power : AC 120V/60Hz</b>
<b>EUT : Wireless LAN Access Point</b>	<b>Note : Mode 2:Transmit at channel 5500MHz By 802.11n(20MHz) Chain A+C</b>



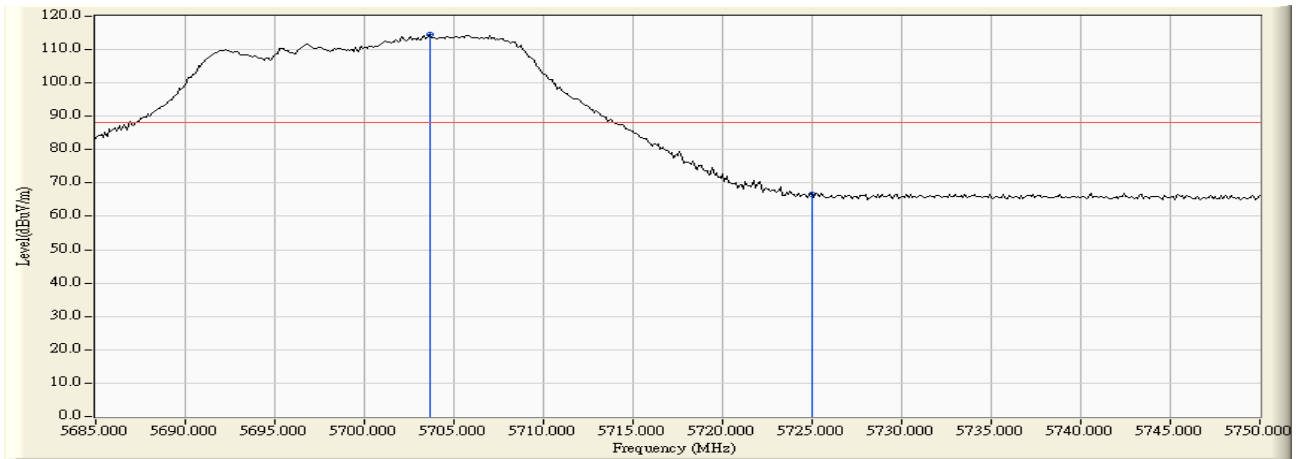
		Frequency (MHz)	Correct Factor (dB)	Reading Level (dBuV)	Measure Level (dBuV/m)	Margin (dB)	Limit (dBuV/m)	Detector Type
1		5460.000	2.054	62.981	65.035	-8.935	73.970	PEAK
2		5470.000	2.086	62.714	64.800	-23.500	88.300	PEAK
3	*	5502.900	2.186	107.579	109.765	N/A	N/A	PEAK

<b>Engineer : Jame</b>	
<b>Site : AC-2 (3m Semi-Anechoic Chamber)</b>	<b>Time : 2009/07/23 - 10:07</b>
<b>Limit : FCC_SpartC_15.209_03M_AV</b>	<b>Margin : 0</b>
<b>Probe : 9120D_499(1-18GHz) - VERTICAL</b>	<b>Power : AC 120V/60Hz</b>
<b>EUT : Wireless LAN Access Point</b>	<b>Note : Mode 2:Transmit at channel 5500MHz By 802.11n(20MHz) Chain A+C</b>



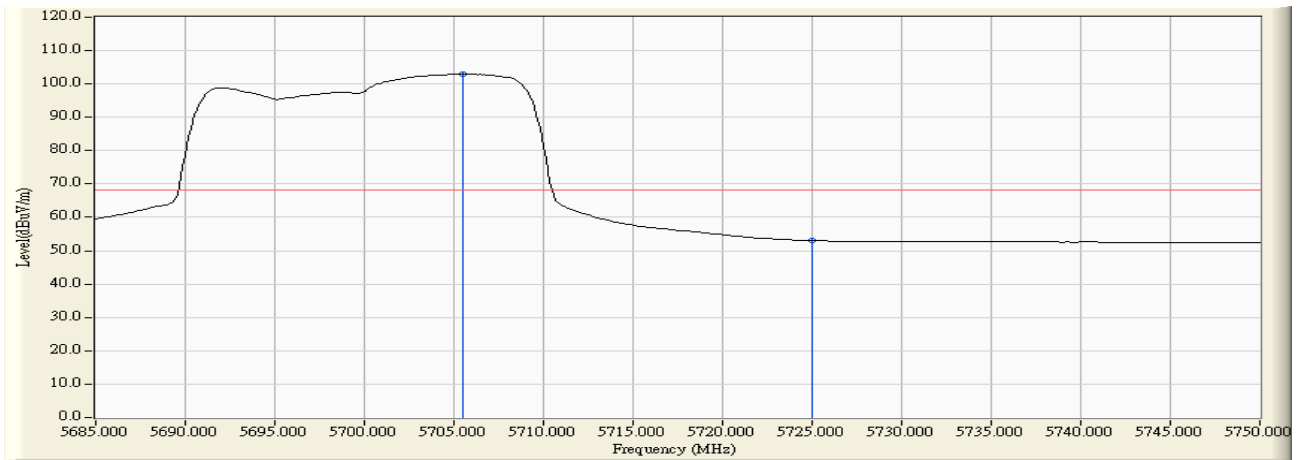
		Frequency (MHz)	Correct Factor (dB)	Reading Level (dBuV)	Measure Level (dBuV/m)	Margin (dB)	Limit (dBuV/m)	Detector Type
1		5460.000	2.054	49.248	51.302	-2.668	53.970	AVERAGE
2		5470.000	2.086	49.591	51.677	-36.623	88.300	AVERAGE
3	*	5502.600	2.185	96.483	98.668	N/A	N/A	AVERAGE

<b>Engineer : Jame</b>	
<b>Site : AC-2 (3m Semi-Anechoic Chamber)</b>	<b>Time : 2009/08/09 - 12:22</b>
<b>Limit : FCC_SPARTE_15.407_03M_PK</b>	<b>Margin : 0</b>
<b>Probe : 9120D_499(1-18GHz) - HORIZONTAL</b>	<b>Power : AC 120V/60Hz</b>
<b>EUT : Wireless LAN Access Point</b>	<b>Note : Mode 2:Transmit at channel 5700MHz By 802.11n(20MHz) Chain A+C</b>



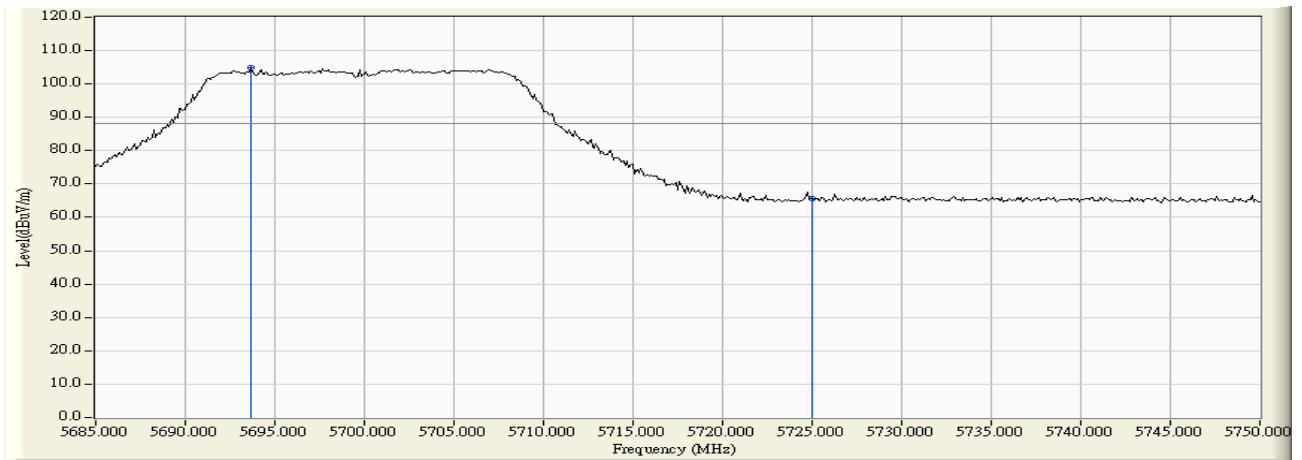
		Frequency (MHz)	Correct Factor (dB)	Reading Level (dBuV)	Measure Level (dBuV/m)	Margin (dB)	Limit (dBuV/m)	Detector Type
1	*	5703.633	2.630	111.753	114.382	N/A	N/A	PEAK
2		5725.000	2.763	63.943	66.706	-21.594	88.300	PEAK

<b>Engineer : Jame</b>	
<b>Site : AC-2 (3m Semi-Anechoic Chamber)</b>	<b>Time : 2009/08/09 - 12:24</b>
<b>Limit : FCC_SPARTE_15.407_03M_AV</b>	<b>Margin : 0</b>
<b>Probe : 9120D_499(1-18GHz) - HORIZONTAL</b>	<b>Power : AC 120V/60Hz</b>
<b>EUT : Wireless LAN Access Point</b>	<b>Note : Mode 2:Transmit at channel 5700MHz By 802.11n(20MHz) Chain A+C</b>



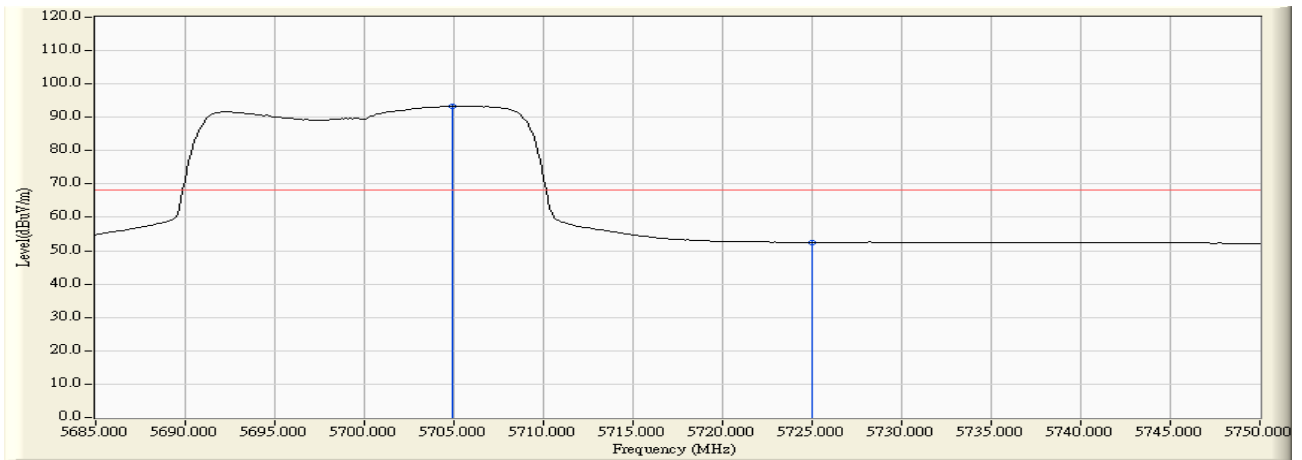
		Frequency (MHz)	Correct Factor (dB)	Reading Level (dBuV)	Measure Level (dBuV/m)	Margin (dB)	Limit (dBuV/m)	Detector Type
1	*	5705.475	2.634	100.314	102.948	N/A	N/A	AVERAGE
2		5725.000	2.763	50.242	53.005	-15.295	68.300	AVERAGE

<b>Engineer : Jame</b>	
<b>Site : AC-2 (3m Semi-Anechoic Chamber)</b>	<b>Time : 2009/08/09 - 12:25</b>
<b>Limit : FCC_SPARTE_15.407_03M_PK</b>	<b>Margin : 0</b>
<b>Probe : 9120D_499(1-18GHz) - VERTICAL</b>	<b>Power : AC 120V/60Hz</b>
<b>EUT : Wireless LAN Access Point</b>	<b>Note : Mode 2:Transmit at channel 5700MHz By 802.11n(20MHz) Chain A+C</b>



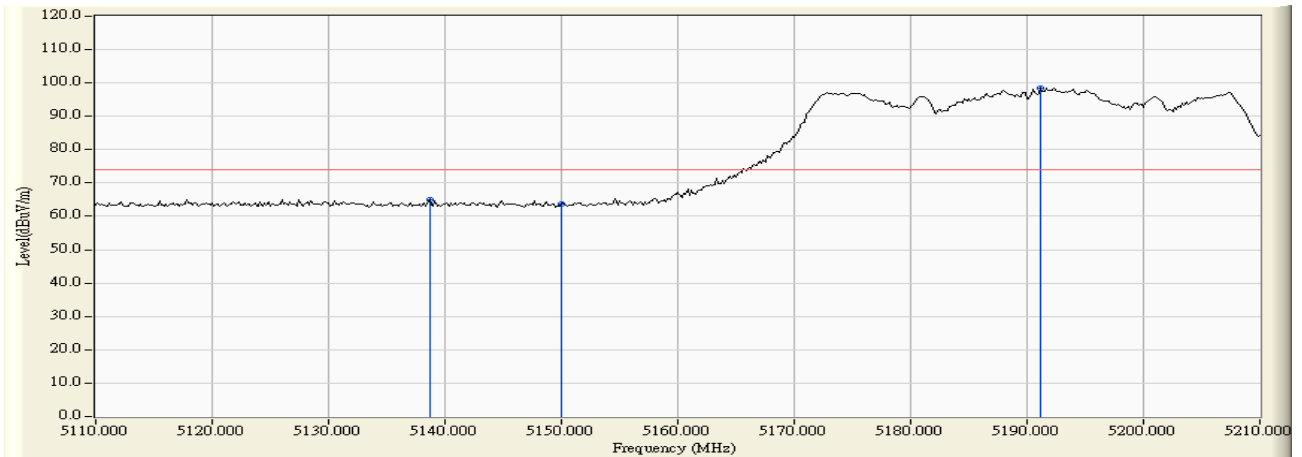
		Frequency (MHz)	Correct Factor (dB)	Reading Level (dBuV)	Measure Level (dBuV/m)	Margin (dB)	Limit (dBuV/m)	Detector Type
1	*	5693.667	2.606	102.202	104.808	N/A	N/A	PEAK
2		5725.000	2.763	62.988	65.751	-22.549	88.300	PEAK

<b>Engineer : Jame</b>	
<b>Site : AC-2 (3m Semi-Anechoic Chamber)</b>	<b>Time : 2009/08/09 - 12:25</b>
<b>Limit : FCC_SPARTE_15.407_03M_AV</b>	<b>Margin : 0</b>
<b>Probe : 9120D_499(1-18GHz) - VERTICAL</b>	<b>Power : AC 120V/60Hz</b>
<b>EUT : Wireless LAN Access Point</b>	<b>Note : Mode 2:Transmit at channel 5700MHz By 802.11n(20MHz) Chain A+C</b>



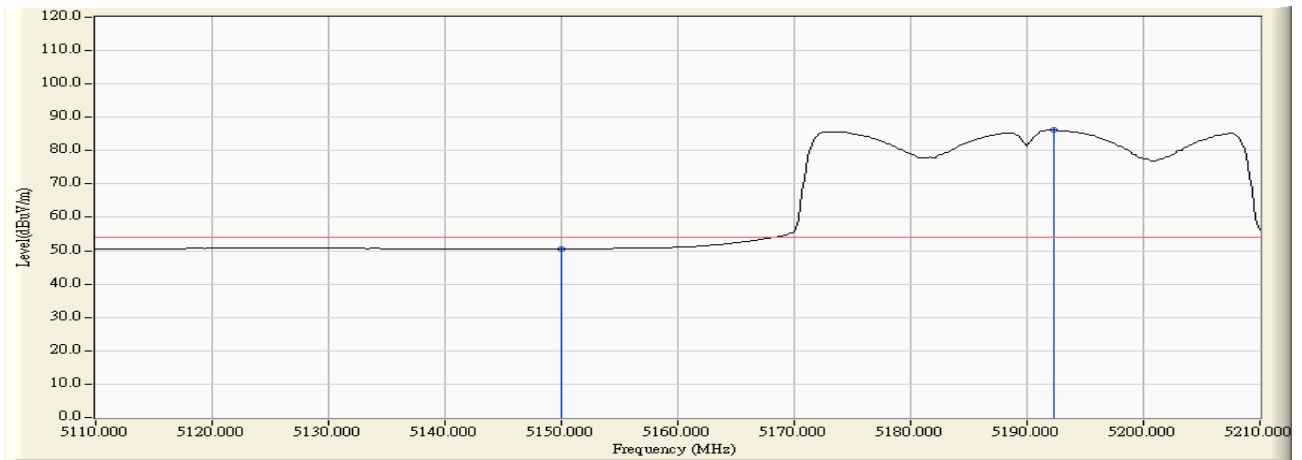
		Frequency (MHz)	Correct Factor (dB)	Reading Level (dBuV)	Measure Level (dBuV/m)	Margin (dB)	Limit (dBuV/m)	Detector Type
1	*	5704.933	2.632	90.771	93.404	N/A	N/A	AVERAGE
2		5725.000	2.763	49.798	52.561	-15.739	68.300	AVERAGE

<b>Engineer : Jame</b>	
<b>Site : AC-2 (3m Semi-Anechoic Chamber)</b>	<b>Time : 2009/07/23 - 10:10</b>
<b>Limit : FCC_SpartC_15.209_03M_PK</b>	<b>Margin : 0</b>
<b>Probe : 9120D_499(1-18GHz) - HORIZONTAL</b>	<b>Power : AC 120V/60Hz</b>
<b>EUT : Wireless LAN Access Point</b>	<b>Note : Mode 3:Transmit at channel 5190MHz By 802.11n(40MHz) Chain A+C</b>



		Frequency (MHz)	Correct Factor (dB)	Reading Level (dBuV)	Measure Level (dBuV/m)	Margin (dB)	Limit (dBuV/m)	Detector Type
1		5138.667	1.073	64.020	65.093	-8.877	73.970	PEAK
2		5150.000	1.093	62.545	63.638	-10.332	73.970	PEAK
3	*	5191.167	1.148	97.311	98.459	N/A	N/A	PEAK

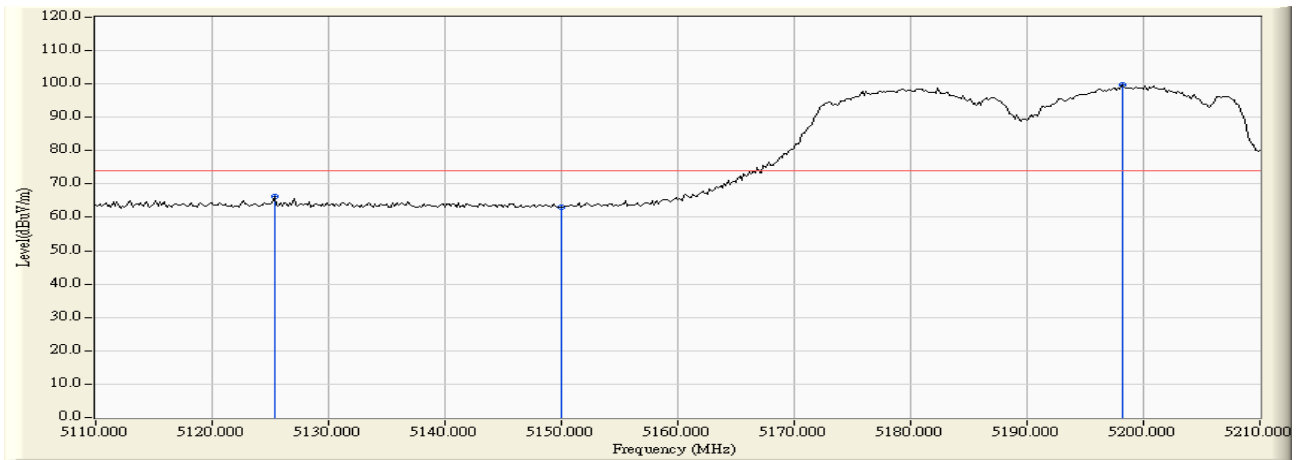
<b>Engineer : Jame</b>	
<b>Site : AC-2 (3m Semi-Anechoic Chamber)</b>	<b>Time : 2009/07/23 - 10:10</b>
<b>Limit : FCC_SpartC_15.209_03M_AV</b>	<b>Margin : 0</b>
<b>Probe : 9120D_499(1-18GHz) - HORIZONTAL</b>	<b>Power : AC 120V/60Hz</b>
<b>EUT : Wireless LAN Access Point</b>	<b>Note : Mode 3:Transmit at channel 5190MHz By 802.11n(40MHz) Chain A+C</b>



		Frequency (MHz)	Correct Factor (dB)	Reading Level (dBuV)	Measure Level (dBuV/m)	Margin (dB)	Limit (dBuV/m)	Detector Type
1		5150.000	1.093	49.500	50.593	-3.377	53.970	AVERAGE
2	*	5192.333	1.148	85.057	86.206	N/A	N/A	AVERAGE

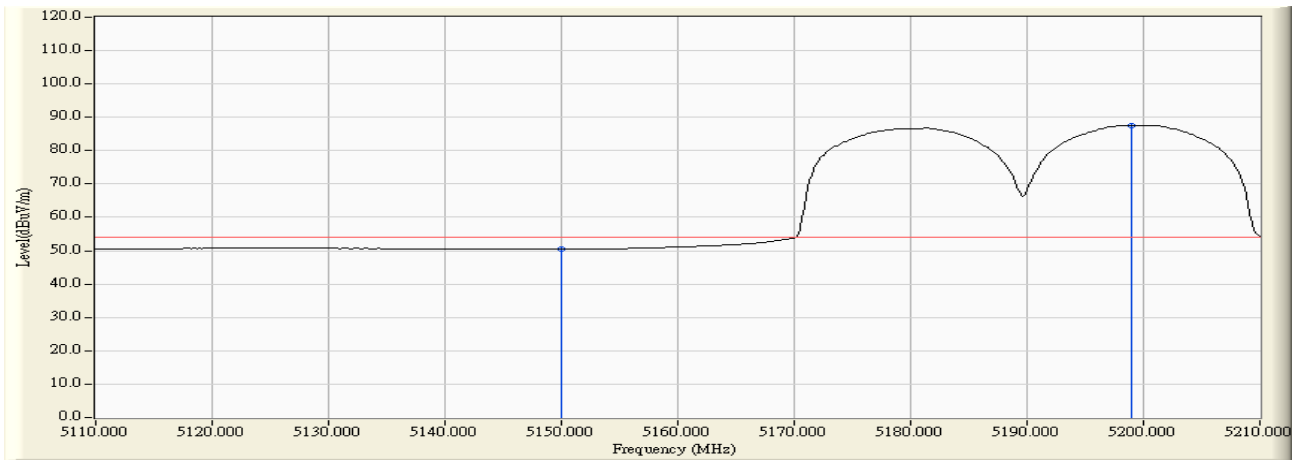


Engineer : Jame	
Site : AC-2 (3m Semi-Anechoic Chamber)	Time : 2009/07/23 - 10:12
Limit : FCC_SpartC_15.209_03M_PK	Margin : 0
Probe : 9120D_499(1-18GHz) - VERTICAL	Power : AC 120V/60Hz
EUT : Wireless LAN Access Point	Note : Mode 3:Transmit at channel 5190MHz By 802.11n(40MHz) Chain A+C



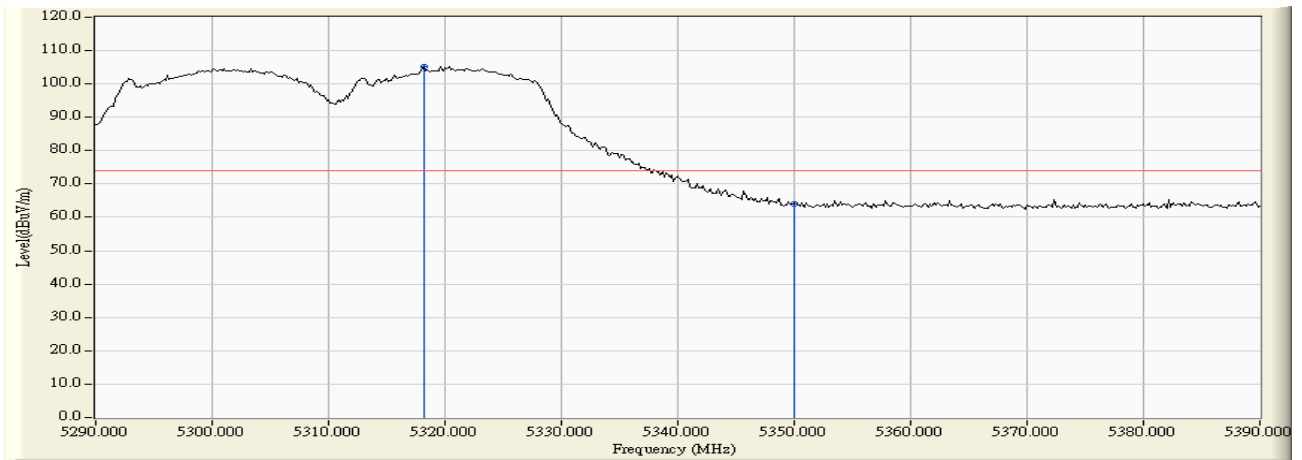
		Frequency (MHz)	Correct Factor (dB)	Reading Level (dBuV)	Measure Level (dBuV/m)	Margin (dB)	Limit (dBuV/m)	Detector Type
1		5125.333	1.043	65.344	66.388	-7.582	73.970	PEAK
2		5150.000	1.093	62.045	63.138	-10.832	73.970	PEAK
3	*	5198.167	1.155	98.472	99.626	N/A	N/A	PEAK

<b>Engineer : Jame</b>	
<b>Site : AC-2 (3m Semi-Anechoic Chamber)</b>	<b>Time : 2009/07/23 - 10:12</b>
<b>Limit : FCC_SpartC_15.209_03M_AV</b>	<b>Margin : 0</b>
<b>Probe : 9120D_499(1-18GHz) - VERTICAL</b>	<b>Power : AC 120V/60Hz</b>
<b>EUT : Wireless LAN Access Point</b>	<b>Note : Mode 3:Transmit at channel 5190MHz By 802.11n(40MHz) Chain A+C</b>



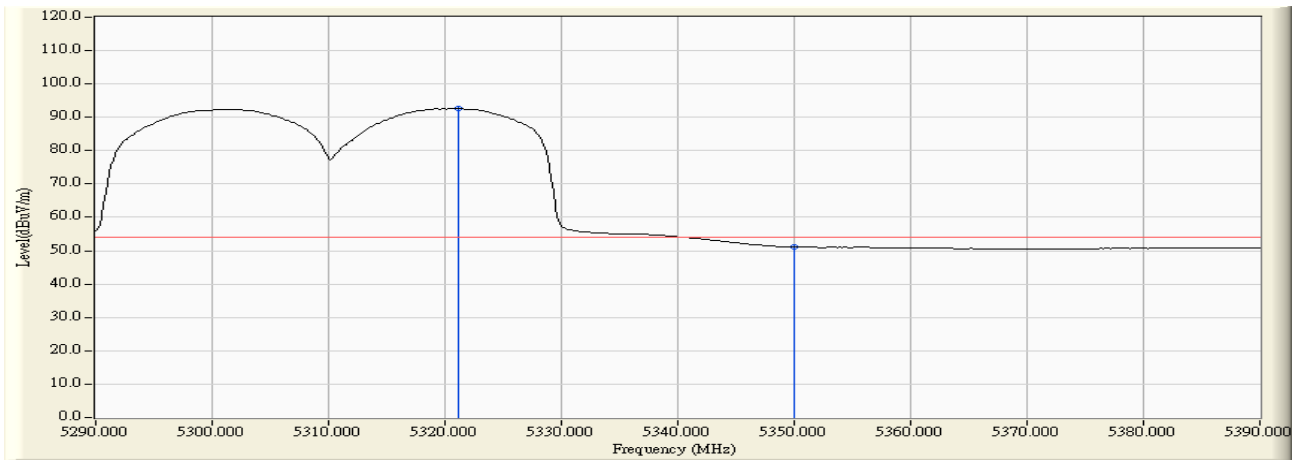
		Frequency (MHz)	Correct Factor (dB)	Reading Level (dBuV)	Measure Level (dBuV/m)	Margin (dB)	Limit (dBuV/m)	Detector Type
1		5150.000	1.093	49.384	50.477	-3.493	53.970	AVERAGE
2	*	5199.000	1.155	86.495	87.650	N/A	N/A	AVERAGE

<b>Engineer : Jame</b>	
<b>Site : AC-2 (3m Semi-Anechoic Chamber)</b>	<b>Time : 2009/07/23 - 10:14</b>
<b>Limit : FCC_SpartC_15.209_03M_PK</b>	<b>Margin : 0</b>
<b>Probe : 9120D_499(1-18GHz) - HORIZONTAL</b>	<b>Power : AC 120V/60Hz</b>
<b>EUT : Wireless LAN Access Point</b>	<b>Note : Mode 3:Transmit at channel 5310MHz By 802.11n(40MHz) Chain A+C</b>



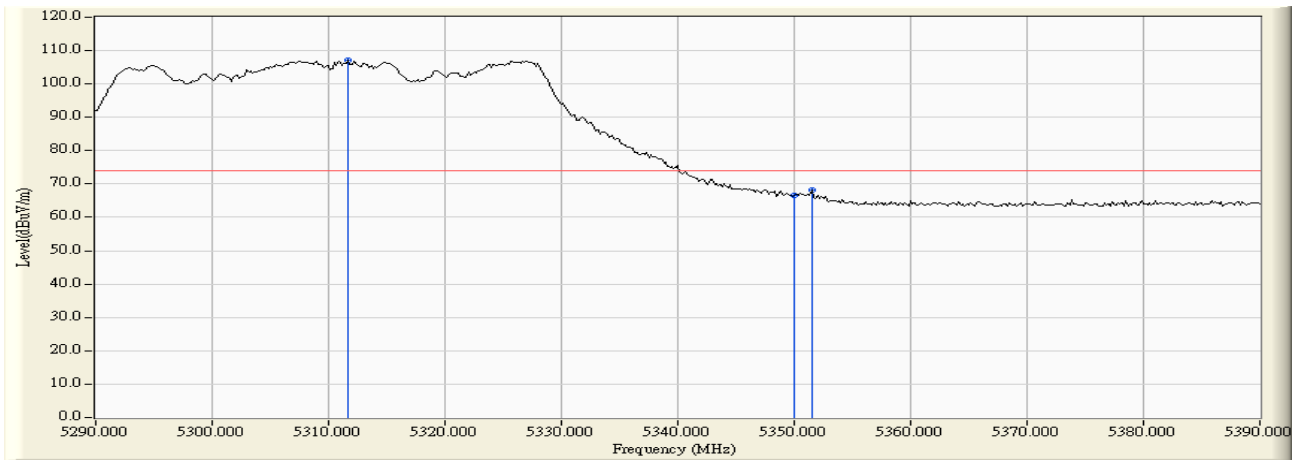
		Frequency (MHz)	Correct Factor (dB)	Reading Level (dBuV)	Measure Level (dBuV/m)	Margin (dB)	Limit (dBuV/m)	Detector Type
1	*	5318.167	1.390	103.876	105.267	N/A	N/A	PEAK
2		5350.000	1.298	62.789	64.087	-9.883	73.970	PEAK

<b>Engineer : Jame</b>	
<b>Site : AC-2 (3m Semi-Anechoic Chamber)</b>	<b>Time : 2009/07/23 - 10:15</b>
<b>Limit : FCC_SpartC_15.209_03M_AV</b>	<b>Margin : 0</b>
<b>Probe : 9120D_499(1-18GHz) - HORIZONTAL</b>	<b>Power : AC 120V/60Hz</b>
<b>EUT : Wireless LAN Access Point</b>	<b>Note : Mode 3:Transmit at channel 5310MHz By 802.11n(40MHz) Chain A+C</b>



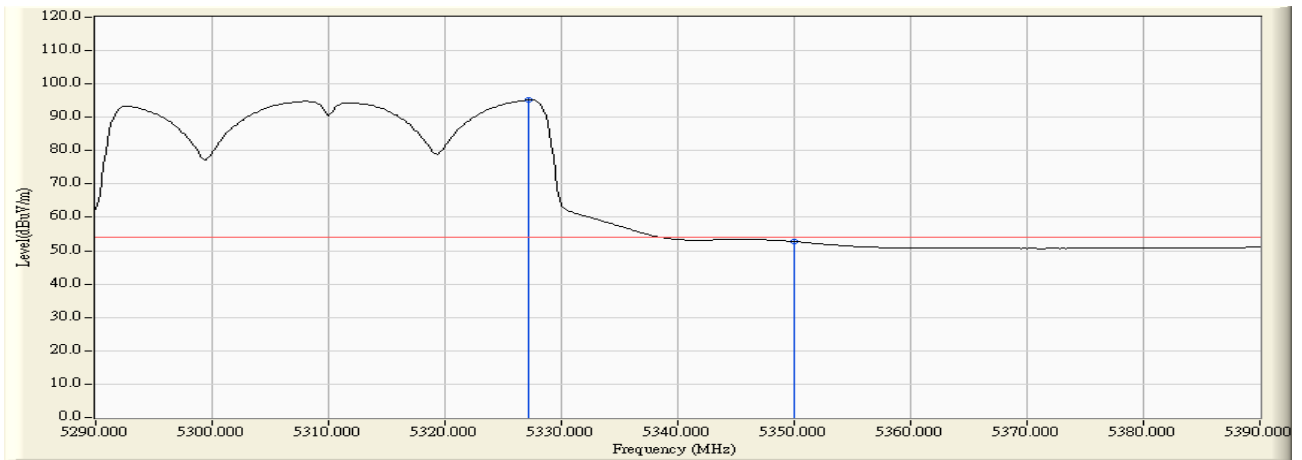
		Frequency (MHz)	Correct Factor (dB)	Reading Level (dBuV)	Measure Level (dBuV/m)	Margin (dB)	Limit (dBuV/m)	Detector Type
1	*	5321.167	1.380	91.240	92.620	N/A	N/A	AVERAGE
2		5350.000	1.298	49.819	51.117	-2.853	53.970	AVERAGE

<b>Engineer : Jame</b>	
<b>Site : AC-2 (3m Semi-Anechoic Chamber)</b>	<b>Time : 2009/07/23 - 10:16</b>
<b>Limit : FCC_SpartC_15.209_03M_PK</b>	<b>Margin : 0</b>
<b>Probe : 9120D_499(1-18GHz) - VERTICAL</b>	<b>Power : AC 120V/60Hz</b>
<b>EUT : Wireless LAN Access Point</b>	<b>Note : Mode 3:Transmit at channel 5310MHz By 802.11n(40MHz) Chain A+C</b>



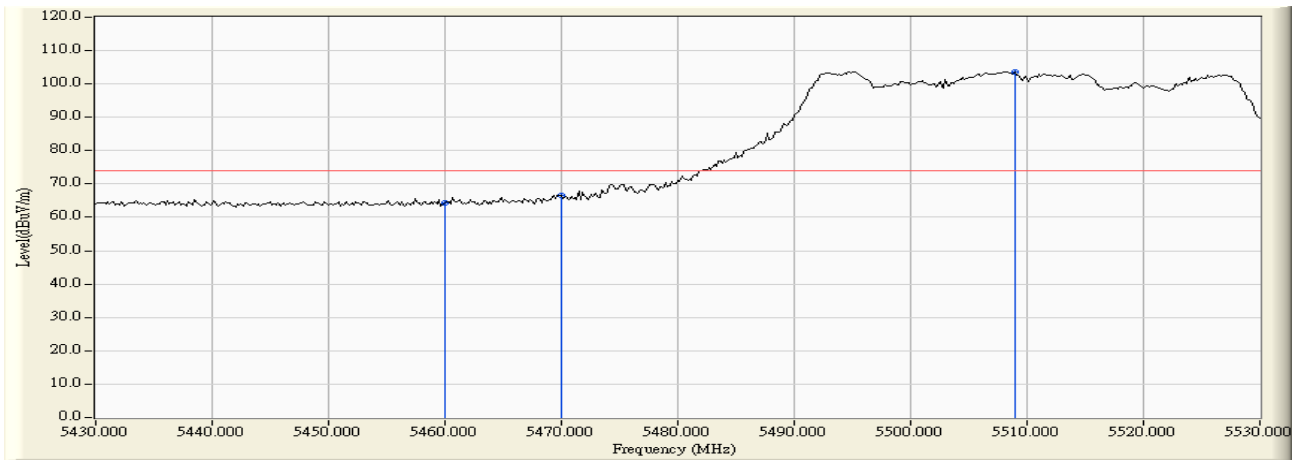
		Frequency (MHz)	Correct Factor (dB)	Reading Level (dBuV)	Measure Level (dBuV/m)	Margin (dB)	Limit (dBuV/m)	Detector Type
1	*	5311.667	1.410	105.586	106.996	N/A	N/A	PEAK
2		5350.000	1.298	65.342	66.640	-7.330	73.970	PEAK
3		5351.500	1.294	66.866	68.160	-5.810	73.970	PEAK

<b>Engineer : Jame</b>	
<b>Site : AC-2 (3m Semi-Anechoic Chamber)</b>	<b>Time : 2009/07/23 - 10:25</b>
<b>Limit : FCC_SpartC_15.209_03M_AV</b>	<b>Margin : 0</b>
<b>Probe : 9120D_499(1-18GHz) - VERTICAL</b>	<b>Power : AC 120V/60Hz</b>
<b>EUT : Wireless LAN Access Point</b>	<b>Note : Mode 3:Transmit at channel 5310MHz By 802.11n(40MHz) Chain A+C</b>



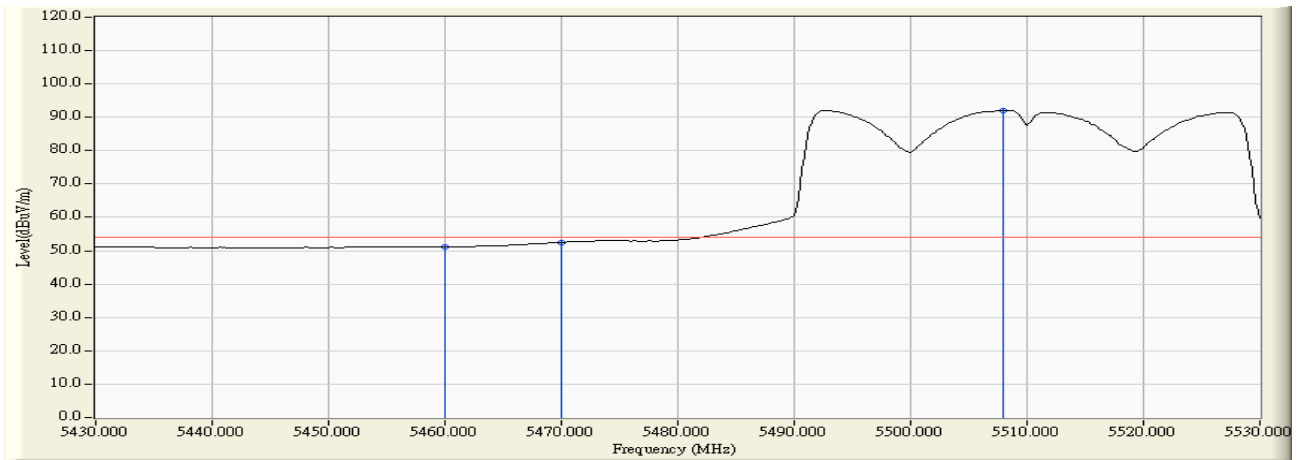
		Frequency (MHz)	Correct Factor (dB)	Reading Level (dBuV)	Measure Level (dBuV/m)	Margin (dB)	Limit (dBuV/m)	Detector Type
1	*	5327.167	1.358	93.833	95.191	N/A	N/A	AVERAGE
2		5350.000	1.298	51.475	52.773	-1.197	53.970	AVERAGE

<b>Engineer : Jame</b>	
<b>Site : AC-2 (3m Semi-Anechoic Chamber)</b>	<b>Time : 2009/07/23 - 10:28</b>
<b>Limit : FCC_SpartC_15.209_03M_PK</b>	<b>Margin : 0</b>
<b>Probe : 9120D_499(1-18GHz) - HORIZONTAL</b>	<b>Power : AC 120V/60Hz</b>
<b>EUT : Wireless LAN Access Point</b>	<b>Note : Mode 3:Transmit at channel 5510MHz By 802.11n(40MHz) Chain A+C</b>



		Frequency (MHz)	Correct Factor (dB)	Reading Level (dBuV)	Measure Level (dBuV/m)	Margin (dB)	Limit (dBuV/m)	Detector Type
1		5460.000	2.054	62.137	64.191	-9.779	73.970	PEAK
2		5470.000	2.086	64.387	66.473	-21.827	88.300	PEAK
3	*	5509.000	2.183	101.552	103.736	N/A	N/A	PEAK

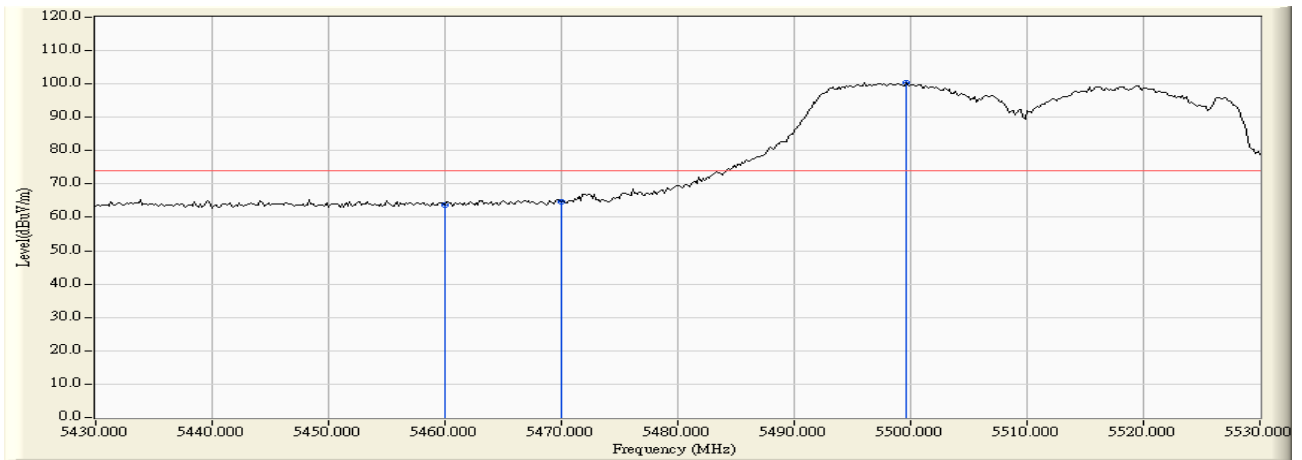
Engineer : Jame	
Site : AC-2 (3m Semi-Anechoic Chamber)	Time : 2009/07/23 - 10:29
Limit : FCC_SpartC_15.209_03M_AV	Margin : 0
Probe : 9120D_499(1-18GHz) - HORIZONTAL	Power : AC 120V/60Hz
EUT : Wireless LAN Access Point	Note : Mode 3:Transmit at channel 5510MHz By 802.11n(40MHz) Chain A+C



		Frequency (MHz)	Correct Factor (dB)	Reading Level (dBuV)	Measure Level (dBuV/m)	Margin (dB)	Limit (dBuV/m)	Detector Type
1		5460.000	2.054	49.155	51.209	-2.761	53.970	AVERAGE
2		5470.000	2.086	50.471	52.557	-15.743	68.300	AVERAGE
3	*	5508.000	2.185	89.948	92.133	N/A	N/A	AVERAGE

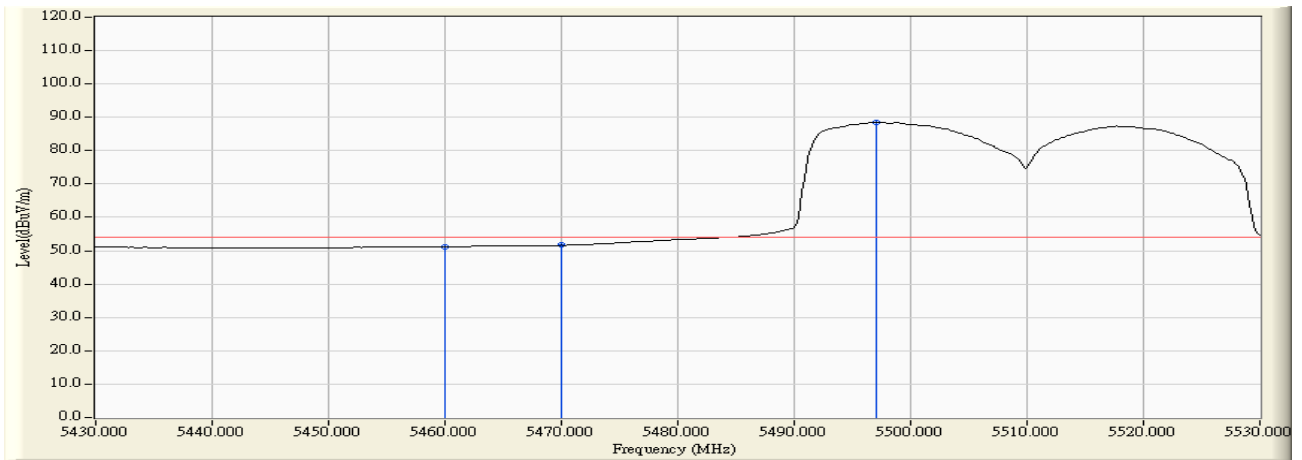


Engineer : Jame	
Site : AC-2 (3m Semi-Anechoic Chamber)	Time : 2009/07/23 - 10:30
Limit : FCC_SpartC_15.209_03M_PK	Margin : 0
Probe : 9120D_499(1-18GHz) - VERTICAL	Power : AC 120V/60Hz
EUT : Wireless LAN Access Point	Note : Mode 3:Transmit at channel 5510MHz By 802.11n(40MHz) Chain A+C



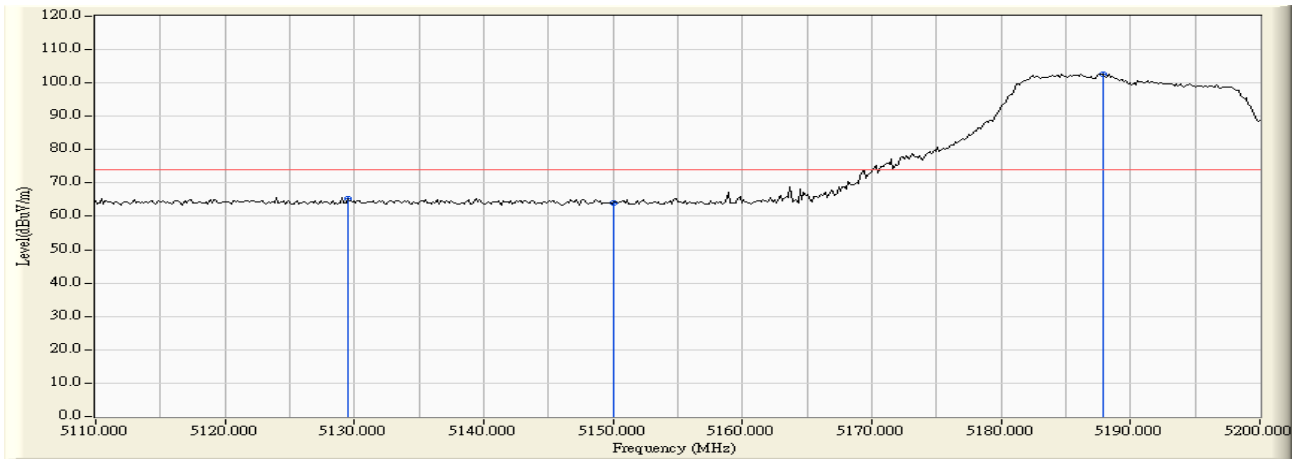
		Frequency (MHz)	Correct Factor (dB)	Reading Level (dBuV)	Measure Level (dBuV/m)	Margin (dB)	Limit (dBuV/m)	Detector Type
1		5460.000	2.054	61.686	63.740	-10.230	73.970	PEAK
2		5470.000	2.086	62.489	64.575	-23.725	88.300	PEAK
3	*	5499.667	2.179	98.068	100.247	N/A	N/A	PEAK

Engineer : Jame	
Site : AC-2 (3m Semi-Anechoic Chamber)	Time : 2009/07/23 - 10:30
Limit : FCC_SpartC_15.209_03M_AV	Margin : 0
Probe : 9120D_499(1-18GHz) - VERTICAL	Power : AC 120V/60Hz
EUT : Wireless LAN Access Point	Note : Mode 3:Transmit at channel 5510MHz By 802.11n(40MHz) Chain A+C



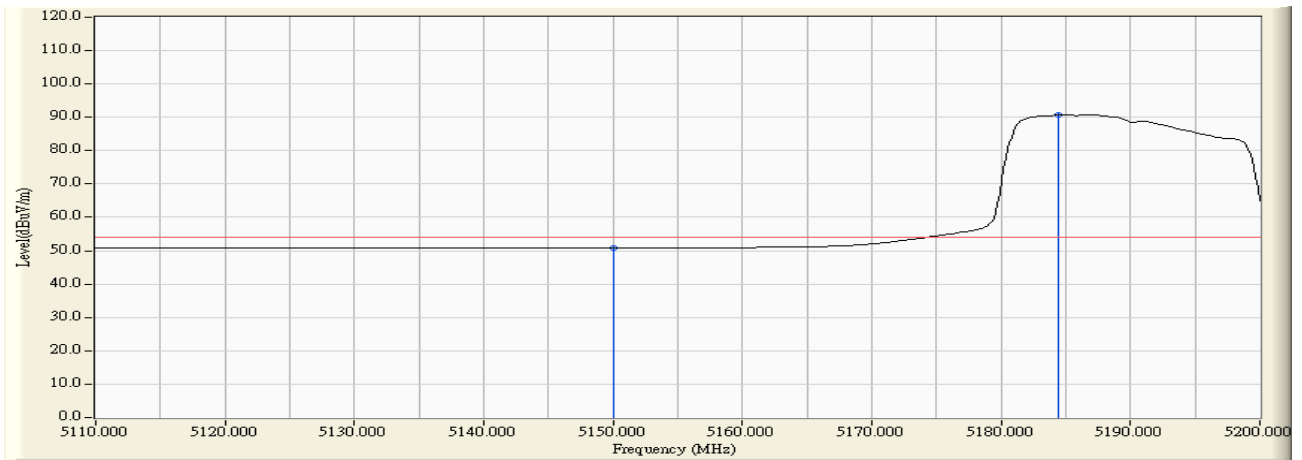
		Frequency (MHz)	Correct Factor (dB)	Reading Level (dBuV)	Measure Level (dBuV/m)	Margin (dB)	Limit (dBuV/m)	Detector Type
1		5460.000	2.054	49.159	51.213	-2.757	53.970	AVERAGE
2		5470.000	2.086	49.553	51.639	-16.661	68.300	AVERAGE
3	*	5497.000	2.173	86.304	88.477	N/A	N/A	AVERAGE

<b>Engineer : Jame</b>	
<b>Site : AC-2 (3m Semi-Anechoic Chamber)</b>	<b>Time : 2009/07/24 - 09:31</b>
<b>Limit : FCC_SpartC_15.209_03M_PK</b>	<b>Margin : 0</b>
<b>Probe : 9120D_499(1-18GHz) - HORIZONTAL</b>	<b>Power : AC 120V/60Hz</b>
<b>EUT : Wireless LAN Access Point</b>	<b>Note : Mode 2:Transmit at channel 5180MHz By 802.11n(20MHz) Chain B+C</b>



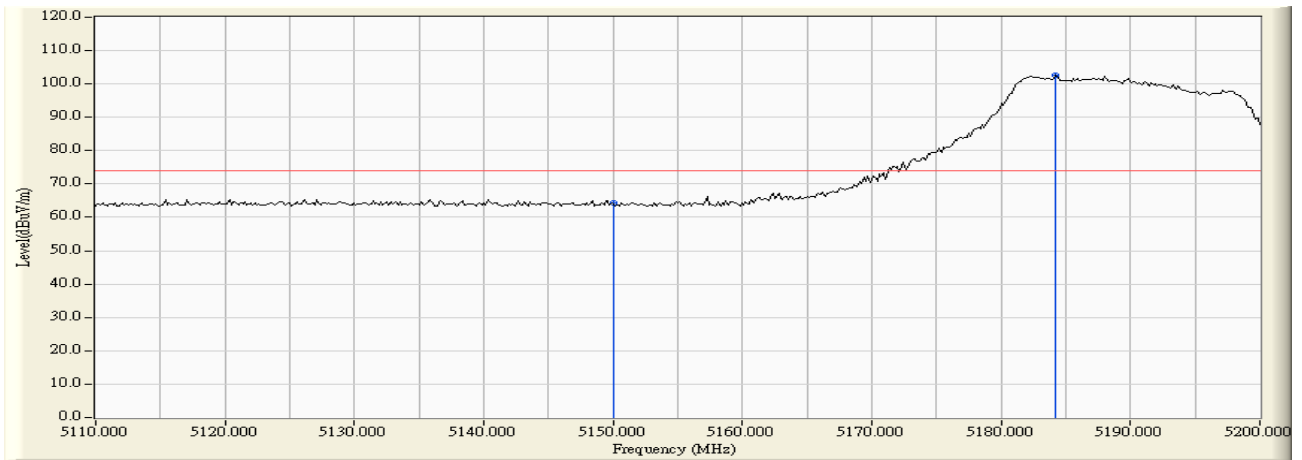
		Frequency (MHz)	Correct Factor (dB)	Reading Level (dBuV)	Measure Level (dBuV/m)	Margin (dB)	Limit (dBuV/m)	Detector Type
1		5129.500	1.054	64.360	65.414	-8.556	73.970	PEAK
2		5150.000	1.093	62.988	64.081	-9.889	73.970	PEAK
3	*	5187.850	1.145	101.602	102.747	N/A	N/A	PEAK

Engineer : Jame	
Site : AC-2 (3m Semi-Anechoic Chamber)	Time : 2009/07/24 - 09:31
Limit : FCC_SpartC_15.209_03M_AV	Margin : 0
Probe : 9120D_499(1-18GHz) - HORIZONTAL	Power : AC 120V/60Hz
EUT : Wireless LAN Access Point	Note : Mode 2:Transmit at channel 5180MHz By 802.11n(20MHz) Chain B+C



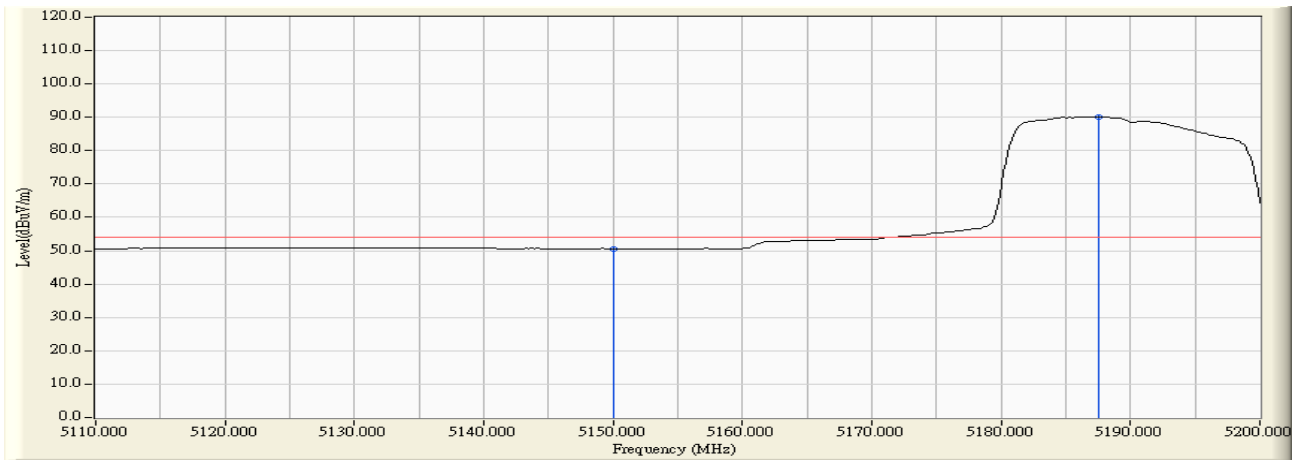
		Frequency (MHz)	Correct Factor (dB)	Reading Level (dBuV)	Measure Level (dBuV/m)	Margin (dB)	Limit (dBuV/m)	Detector Type
1		5150.000	1.093	49.627	50.720	-3.250	53.970	AVERAGE
2	*	5184.400	1.142	89.644	90.786	N/A	N/A	AVERAGE

Engineer : Jame	
Site : AC-2 (3m Semi-Anechoic Chamber)	Time : 2009/07/24 - 09:33
Limit : FCC_SpartC_15.209_03M_PK	Margin : 0
Probe : 9120D_499(1-18GHz) - VERTICAL	Power : AC 120V/60Hz
EUT : Wireless LAN Access Point	Note : Mode 2:Transmit at channel 5180MHz By 802.11n(20MHz) Chain B+C



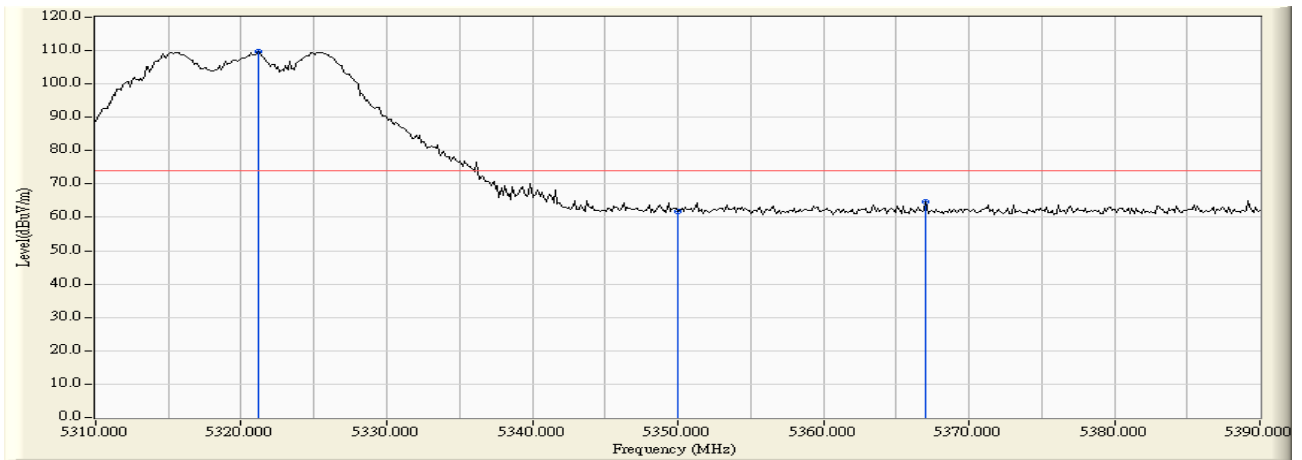
		Frequency (MHz)	Correct Factor (dB)	Reading Level (dBuV)	Measure Level (dBuV/m)	Margin (dB)	Limit (dBuV/m)	Detector Type
1		5150.000	1.093	63.164	64.257	-9.713	73.970	PEAK
2	*	5184.250	1.141	101.344	102.485	N/A	N/A	PEAK

<b>Engineer : Jame</b>	
<b>Site : AC-2 (3m Semi-Anechoic Chamber)</b>	<b>Time : 2009/07/24 - 09:33</b>
<b>Limit : FCC_SpartC_15.209_03M_AV</b>	<b>Margin : 0</b>
<b>Probe : 9120D_499(1-18GHz) - VERTICAL</b>	<b>Power : AC 120V/60Hz</b>
<b>EUT : Wireless LAN Access Point</b>	<b>Note : Mode 2:Transmit at channel 5180MHz By 802.11n(20MHz) Chain B+C</b>



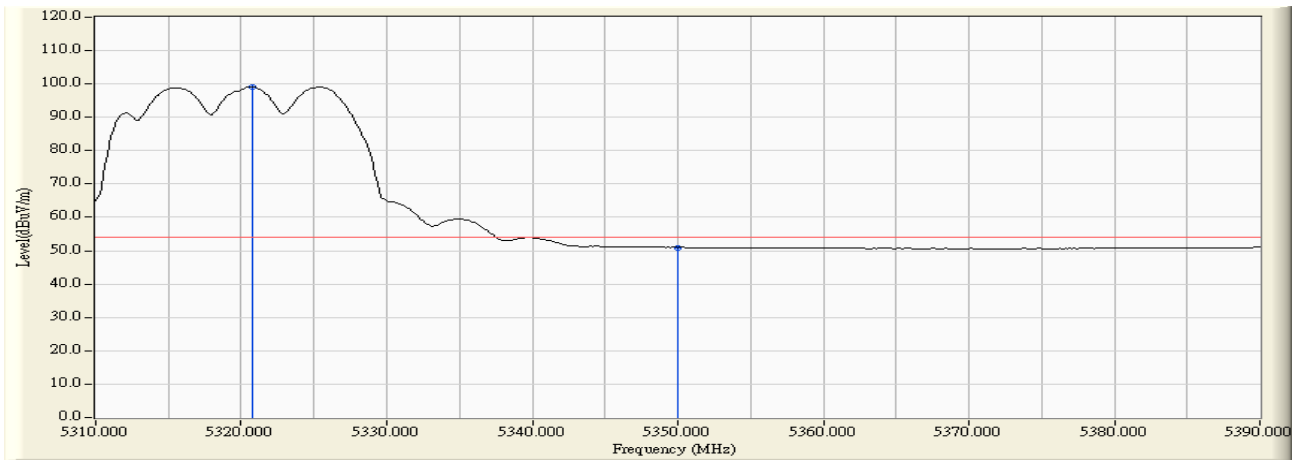
		Frequency (MHz)	Correct Factor (dB)	Reading Level (dBuV)	Measure Level (dBuV/m)	Margin (dB)	Limit (dBuV/m)	Detector Type
1		5150.000	1.093	49.510	50.603	-3.367	53.970	AVERAGE
2	*	5187.550	1.144	89.068	90.212	N/A	N/A	AVERAGE

<b>Engineer : Jame</b>	
<b>Site : AC-2 (3m Semi-Anechoic Chamber)</b>	<b>Time : 2009/07/24 - 09:36</b>
<b>Limit : FCC_SpartC_15.209_03M_PK</b>	<b>Margin : 0</b>
<b>Probe : 9120D_499(1-18GHz) - HORIZONTAL</b>	<b>Power : AC 120V/60Hz</b>
<b>EUT : Wireless LAN Access Point</b>	<b>Note : Mode 2:Transmit at channel 5320MHz By 802.11n(20MHz) Chain B+C</b>



		Frequency (MHz)	Correct Factor (dB)	Reading Level (dBuV)	Measure Level (dBuV/m)	Margin (dB)	Limit (dBuV/m)	Detector Type
1	*	5321.200	1.380	108.196	109.576	N/A	N/A	PEAK
2		5350.000	1.298	60.492	61.790	-12.180	73.970	PEAK
3		5367.067	1.325	63.191	64.516	-9.454	73.970	PEAK

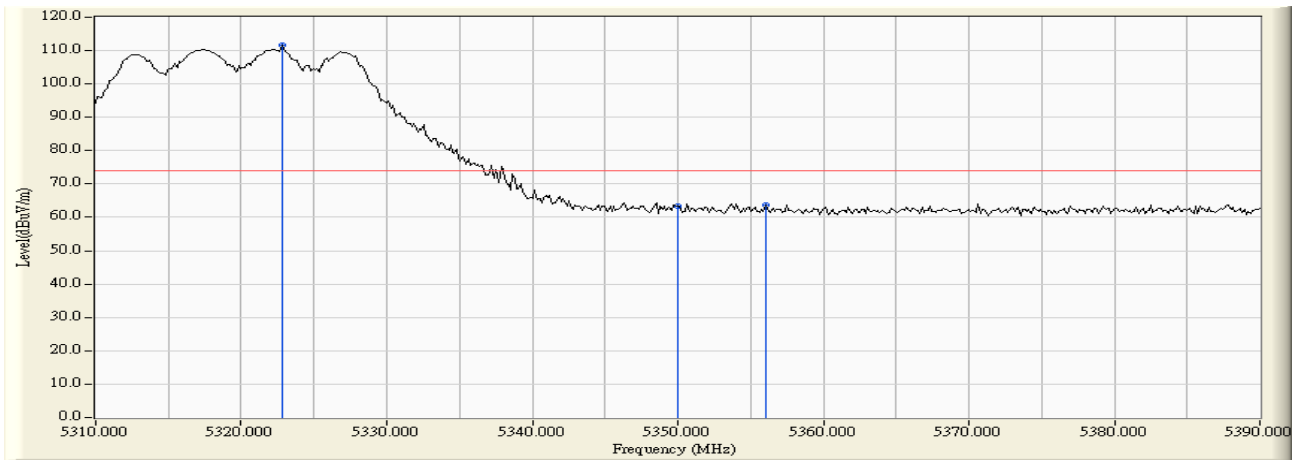
<b>Engineer : Jame</b>	
<b>Site : AC-2 (3m Semi-Anechoic Chamber)</b>	<b>Time : 2009/07/24 - 09:36</b>
<b>Limit : FCC_SpartC_15.209_03M_AV</b>	<b>Margin : 0</b>
<b>Probe : 9120D_499(1-18GHz) - HORIZONTAL</b>	<b>Power : AC 120V/60Hz</b>
<b>EUT : Wireless LAN Access Point</b>	<b>Note : Mode 2:Transmit at channel 5320MHz By 802.11n(20MHz) Chain B+C</b>



		Frequency (MHz)	Correct Factor (dB)	Reading Level (dBuV)	Measure Level (dBuV/m)	Margin (dB)	Limit (dBuV/m)	Detector Type
1	*	5320.800	1.381	97.771	99.152	N/A	N/A	AVERAGE
2		5350.000	1.298	49.692	50.990	-2.980	53.970	AVERAGE

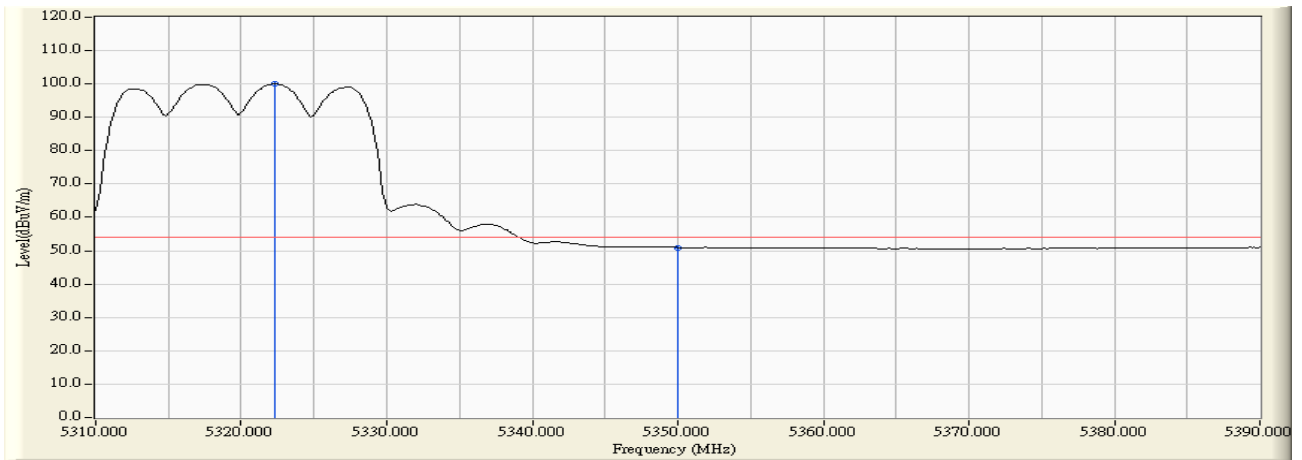


<b>Engineer : Jame</b>	
<b>Site : AC-2 (3m Semi-Anechoic Chamber)</b>	<b>Time : 2009/07/24 - 09:39</b>
<b>Limit : FCC_SpartC_15.209_03M_PK</b>	<b>Margin : 0</b>
<b>Probe : 9120D_499(1-18GHz) - VERTICAL</b>	<b>Power : AC 120V/60Hz</b>
<b>EUT : Wireless LAN Access Point</b>	<b>Note : Mode 2:Transmit at channel 5320MHz By 802.11n(20MHz) Chain B+C</b>



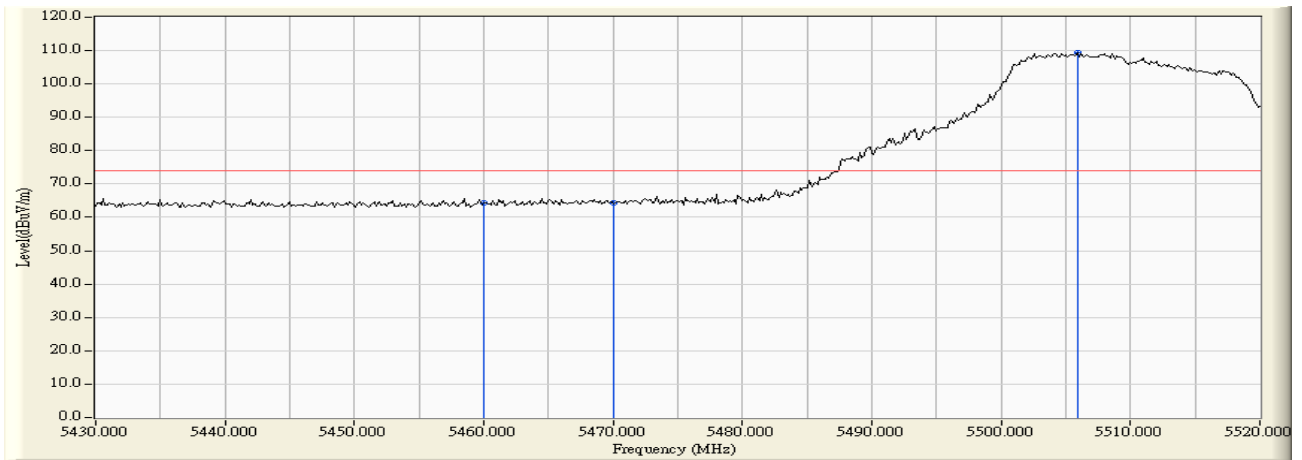
		Frequency (MHz)	Correct Factor (dB)	Reading Level (dBuV)	Measure Level (dBuV/m)	Margin (dB)	Limit (dBuV/m)	Detector Type
1	*	5322.800	1.374	110.282	111.656	N/A	N/A	PEAK
2		5350.000	1.298	62.161	63.459	-10.511	73.970	PEAK
3		5356.000	1.302	62.527	63.829	-10.141	73.970	PEAK

Engineer : Jame	
Site : AC-2 (3m Semi-Anechoic Chamber)	Time : 2009/07/24 - 09:40
Limit : FCC_SpartC_15.209_03M_AV	Margin : 0
Probe : 9120D_499(1-18GHz) - VERTICAL	Power : AC 120V/60Hz
EUT : Wireless LAN Access Point	Note : Mode 2:Transmit at channel 5320MHz By 802.11n(20MHz) Chain B+C



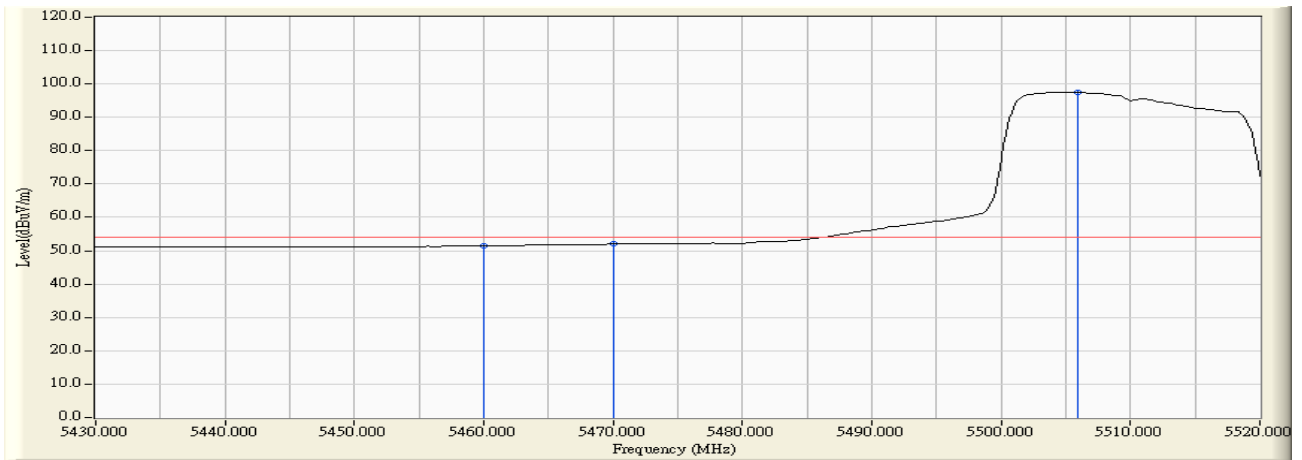
		Frequency (MHz)	Correct Factor (dB)	Reading Level (dBuV)	Measure Level (dBuV/m)	Margin (dB)	Limit (dBuV/m)	Detector Type
1	*	5322.267	1.376	98.620	99.996	N/A	N/A	AVERAGE
2		5350.000	1.298	49.693	50.991	-2.979	53.970	AVERAGE

Engineer : Jame	
Site : AC-2 (3m Semi-Anechoic Chamber)	Time : 2009/07/24 - 09:44
Limit : FCC_SpartC_15.209_03M_PK	Margin : 0
Probe : 9120D_499(1-18GHz) - HORIZONTAL	Power : AC 120V/60Hz
EUT : Wireless LAN Access Point	Note : Mode 2:Transmit at channel 5500MHz By 802.11n(20MHz) Chain B+C



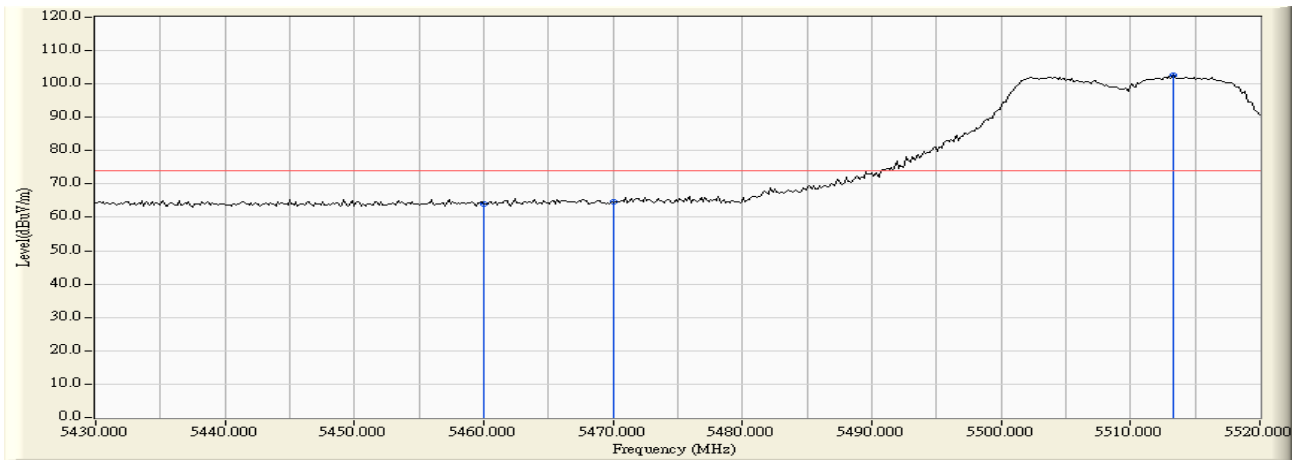
		Frequency (MHz)	Correct Factor (dB)	Reading Level (dBuV)	Measure Level (dBuV/m)	Margin (dB)	Limit (dBuV/m)	Detector Type
1		5460.000	2.054	62.287	64.341	-9.629	73.970	PEAK
2		5470.000	2.086	62.158	64.244	-24.056	88.300	PEAK
3	*	5505.900	2.189	107.226	109.415	N/A	N/A	PEAK

<b>Engineer : Jame</b>	
<b>Site : AC-2 (3m Semi-Anechoic Chamber)</b>	<b>Time : 2009/07/24 - 09:44</b>
<b>Limit : FCC_SpartC_15.209_03M_AV</b>	<b>Margin : 0</b>
<b>Probe : 9120D_499(1-18GHz) - HORIZONTAL</b>	<b>Power : AC 120V/60Hz</b>
<b>EUT : Wireless LAN Access Point</b>	<b>Note : Mode 2:Transmit at channel 5500MHz By 802.11n(20MHz) Chain B+C</b>



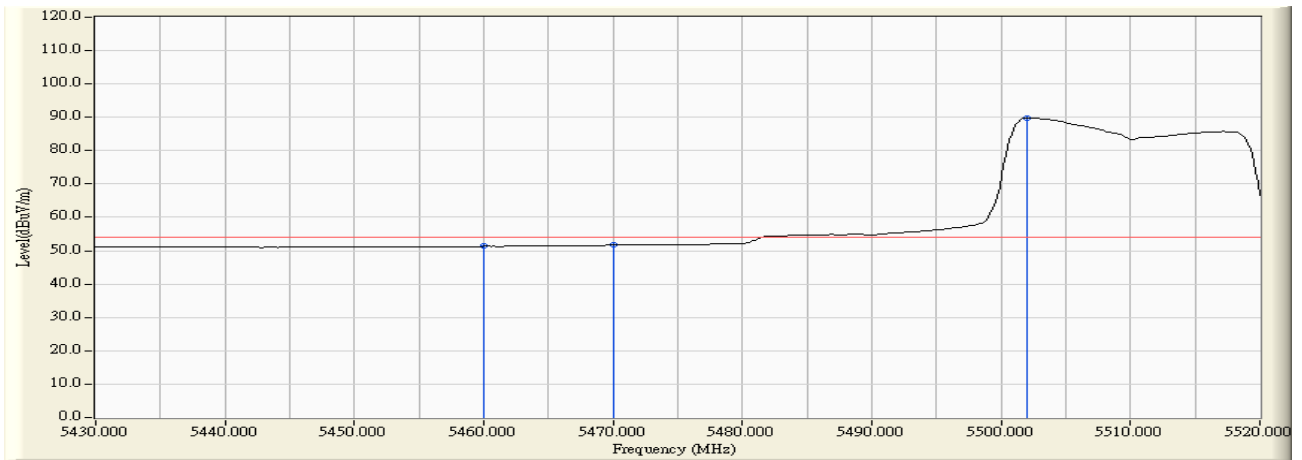
		Frequency (MHz)	Correct Factor (dB)	Reading Level (dBuV)	Measure Level (dBuV/m)	Margin (dB)	Limit (dBuV/m)	Detector Type
1		5460.000	2.054	49.458	51.512	-2.458	53.970	AVERAGE
2		5470.000	2.086	49.906	51.992	-16.308	68.300	AVERAGE
3	*	5505.900	2.189	95.250	97.439	N/A	N/A	AVERAGE

<b>Engineer : Jame</b>	
<b>Site : AC-2 (3m Semi-Anechoic Chamber)</b>	<b>Time : 2009/07/24 - 09:47</b>
<b>Limit : FCC_SpartC_15.209_03M_PK</b>	<b>Margin : 0</b>
<b>Probe : 9120D_499(1-18GHz) - VERTICAL</b>	<b>Power : AC 120V/60Hz</b>
<b>EUT : Wireless LAN Access Point</b>	<b>Note : Mode 2:Transmit at channel 5500MHz By 802.11n(20MHz) Chain B+C</b>



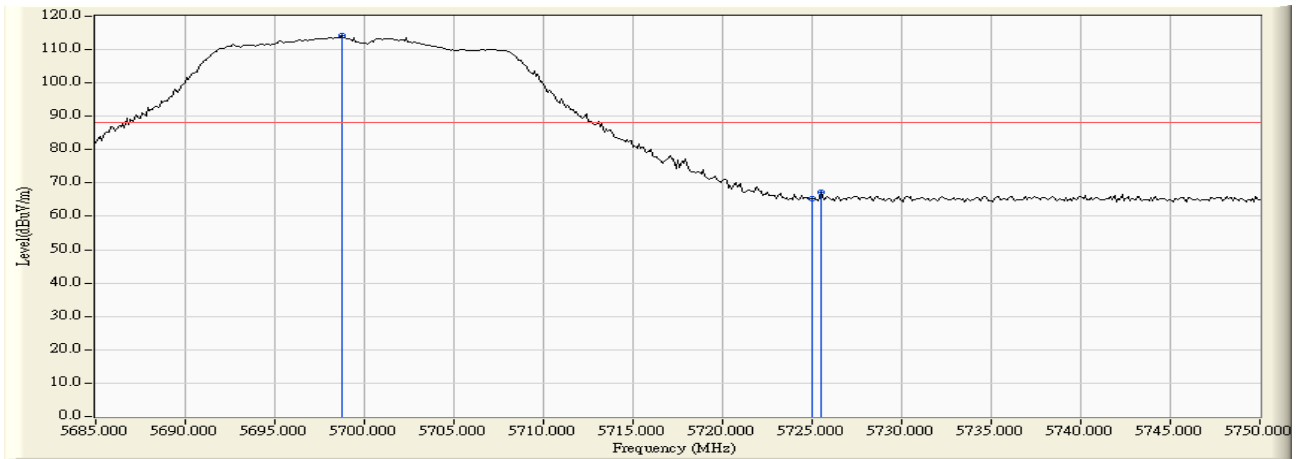
		Frequency (MHz)	Correct Factor (dB)	Reading Level (dBuV)	Measure Level (dBuV/m)	Margin (dB)	Limit (dBuV/m)	Detector Type
1		5460.000	2.054	62.034	64.088	-9.882	73.970	PEAK
2		5470.000	2.086	62.449	64.535	-23.765	88.300	PEAK
3	*	5513.250	2.177	100.580	102.757	N/A	N/A	PEAK

<b>Engineer : Jame</b>	
<b>Site : AC-2 (3m Semi-Anechoic Chamber)</b>	<b>Time : 2009/07/24 - 09:47</b>
<b>Limit : FCC_SpartC_15.209_03M_AV</b>	<b>Margin : 0</b>
<b>Probe : 9120D_499(1-18GHz) - VERTICAL</b>	<b>Power : AC 120V/60Hz</b>
<b>EUT : Wireless LAN Access Point</b>	<b>Note : Mode 2:Transmit at channel 5500MHz By 802.11n(20MHz) Chain B+C</b>



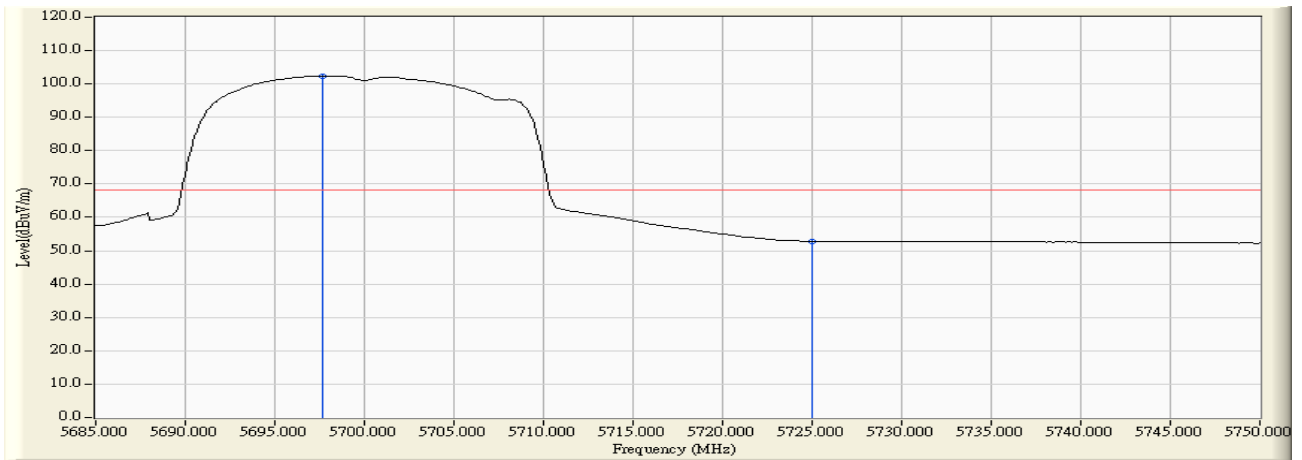
		Frequency (MHz)	Correct Factor (dB)	Reading Level (dBuV)	Measure Level (dBuV/m)	Margin (dB)	Limit (dBuV/m)	Detector Type
1		5460.000	2.054	49.284	51.338	-2.632	53.970	AVERAGE
2		5470.000	2.086	49.577	51.663	-16.637	68.300	AVERAGE
3	*	5502.000	2.183	87.627	89.811	N/A	N/A	AVERAGE

<b>Engineer : Jame</b>	
<b>Site : AC-2 (3m Semi-Anechoic Chamber)</b>	<b>Time : 2009/08/09 - 12:18</b>
<b>Limit : FCC_SPARTE_15.407_03M_PK</b>	<b>Margin : 0</b>
<b>Probe : 9120D_499(1-18GHz) - HORIZONTAL</b>	<b>Power : AC 120V/60Hz</b>
<b>EUT : Wireless LAN Access Point</b>	<b>Note : Mode 2:Transmit at channel 5700MHz By 802.11n(20MHz) Chain B+C</b>



		Frequency (MHz)	Correct Factor (dB)	Reading Level (dBuV)	Measure Level (dBuV/m)	Margin (dB)	Limit (dBuV/m)	Detector Type
1	*	5698.758	2.618	111.655	114.273	N/A	N/A	PEAK
2		5725.000	2.763	62.422	65.185	-23.115	88.300	PEAK
3		5725.517	2.767	64.392	67.159	-21.141	88.300	PEAK

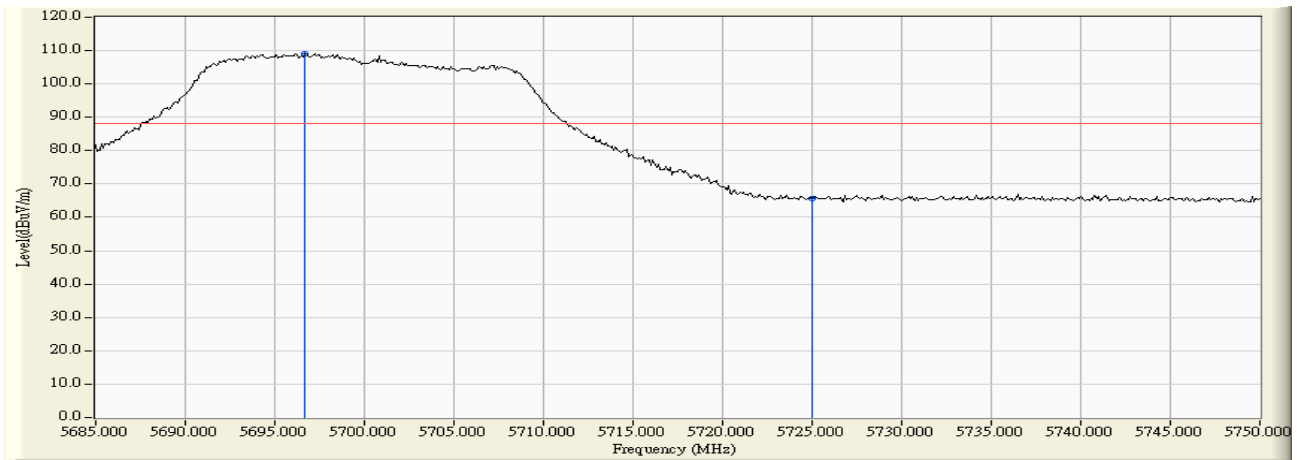
<b>Engineer : Jame</b>	
<b>Site : AC-2 (3m Semi-Anechoic Chamber)</b>	<b>Time : 2009/08/09 - 12:19</b>
<b>Limit : FCC_SPARTE_15.407_03M_AV</b>	<b>Margin : 0</b>
<b>Probe : 9120D_499(1-18GHz) - HORIZONTAL</b>	<b>Power : AC 120V/60Hz</b>
<b>EUT : Wireless LAN Access Point</b>	<b>Note : Mode 2:Transmit at channel 5700MHz By 802.11n(20MHz) Chain B+C</b>



		Frequency (MHz)	Correct Factor (dB)	Reading Level (dBuV)	Measure Level (dBuV/m)	Margin (dB)	Limit (dBuV/m)	Detector Type
1	*	5697.675	2.616	99.744	102.360	N/A	N/A	AVERAGE
2		5725.000	2.763	50.072	52.835	-15.465	68.300	AVERAGE

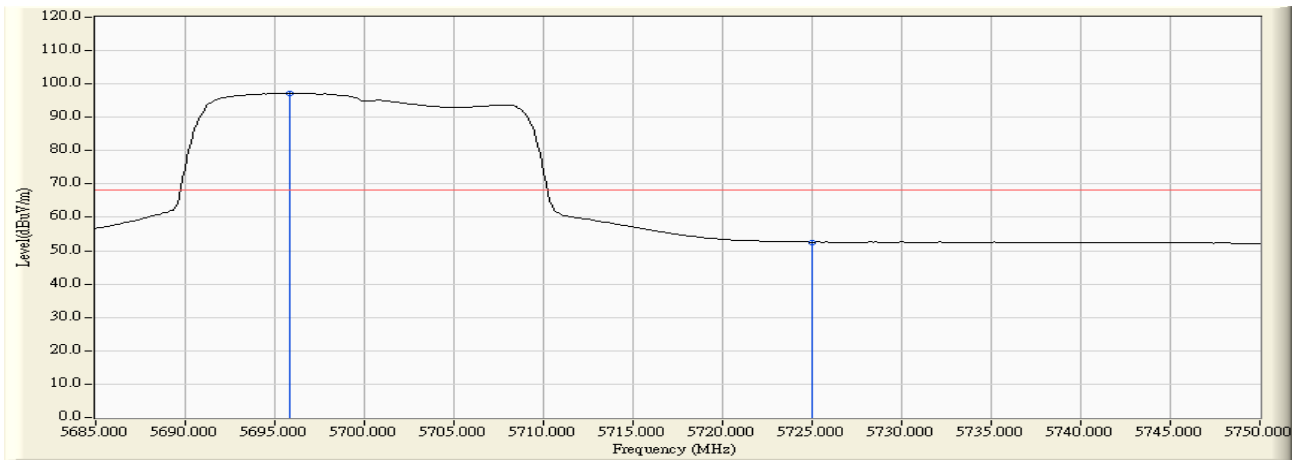


<b>Engineer : Jame</b>	
<b>Site : AC-2 (3m Semi-Anechoic Chamber)</b>	<b>Time : 2009/08/09 - 12:20</b>
<b>Limit : FCC_SPARTE_15.407_03M_PK</b>	<b>Margin : 0</b>
<b>Probe : 9120D_499(1-18GHz) - VERTICAL</b>	<b>Power : AC 120V/60Hz</b>
<b>EUT : Wireless LAN Access Point</b>	<b>Note : Mode 2:Transmit at channel 5700MHz By 802.11n(20MHz) Chain B+C</b>



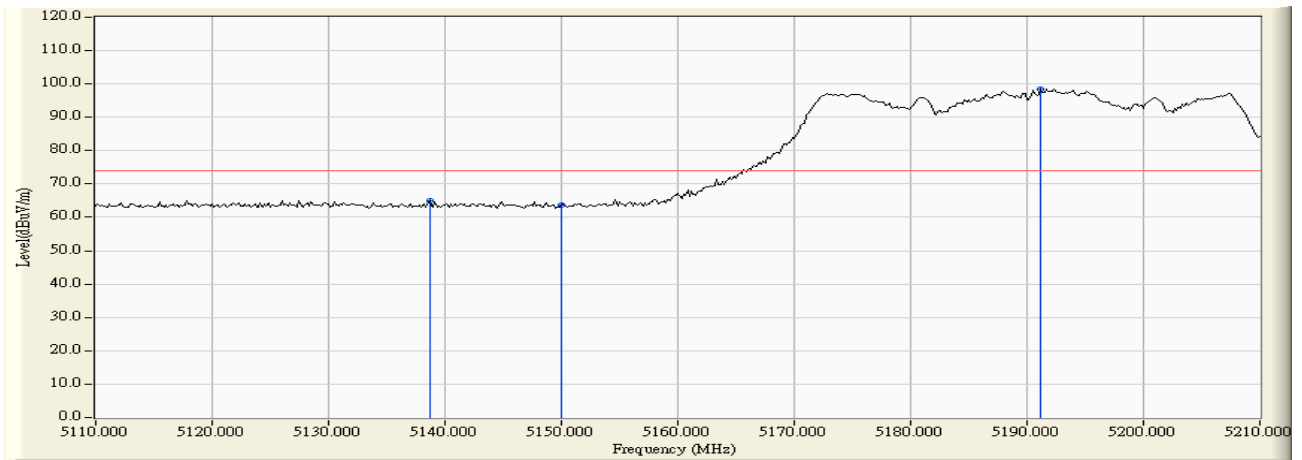
		Frequency (MHz)	Correct Factor (dB)	Reading Level (dBuV)	Measure Level (dBuV/m)	Margin (dB)	Limit (dBuV/m)	Detector Type
1	*	5696.700	2.613	106.535	109.148	N/A	N/A	PEAK
2		5725.000	2.763	62.839	65.602	-22.698	88.300	PEAK

<b>Engineer : Jame</b>	
<b>Site : AC-2 (3m Semi-Anechoic Chamber)</b>	<b>Time : 2009/08/09 - 12:20</b>
<b>Limit : FCC_SPARTE_15.407_03M_AV</b>	<b>Margin : 0</b>
<b>Probe : 9120D_499(1-18GHz) - VERTICAL</b>	<b>Power : AC 120V/60Hz</b>
<b>EUT : Wireless LAN Access Point</b>	<b>Note : Mode 2:Transmit at channel 5700MHz By 802.11n(20MHz) Chain B+C</b>



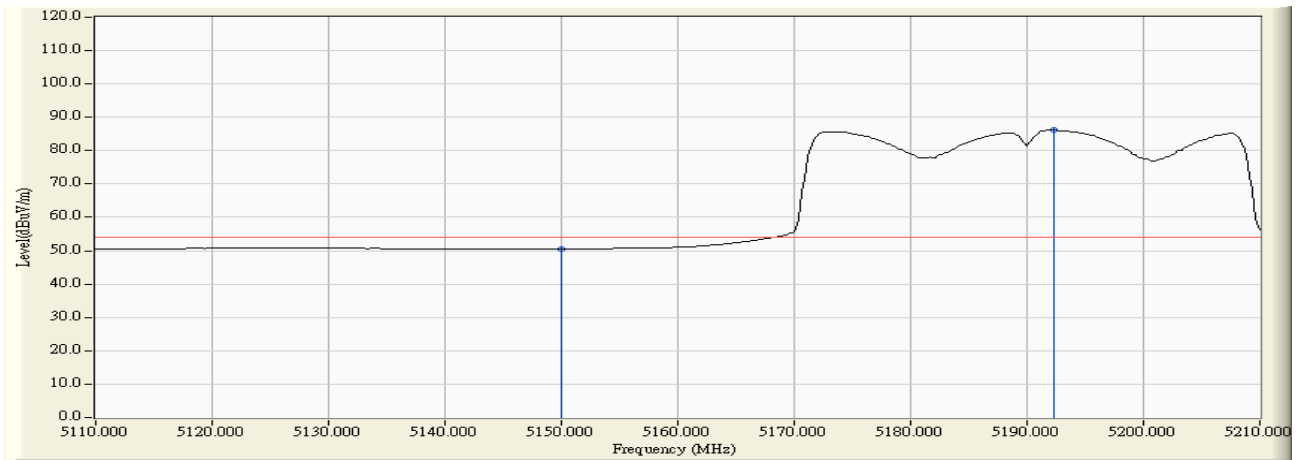
		Frequency (MHz)	Correct Factor (dB)	Reading Level (dBuV)	Measure Level (dBuV/m)	Margin (dB)	Limit (dBuV/m)	Detector Type
1	*	5695.833	2.612	94.606	97.217	N/A	N/A	AVERAGE
2		5725.000	2.763	49.834	52.597	-15.703	68.300	AVERAGE

Engineer : Jame	
Site : AC-2 (3m Semi-Anechoic Chamber)	Time : 2009/07/24 - 10:10
Limit : FCC_SpartC_15.209_03M_PK	Margin : 0
Probe : 9120D_499(1-18GHz) - HORIZONTAL	Power : AC 120V/60Hz
EUT : Wireless LAN Access Point	Note : Mode 3:Transmit at channel 5190MHz By 802.11n(40MHz) Chain B+C



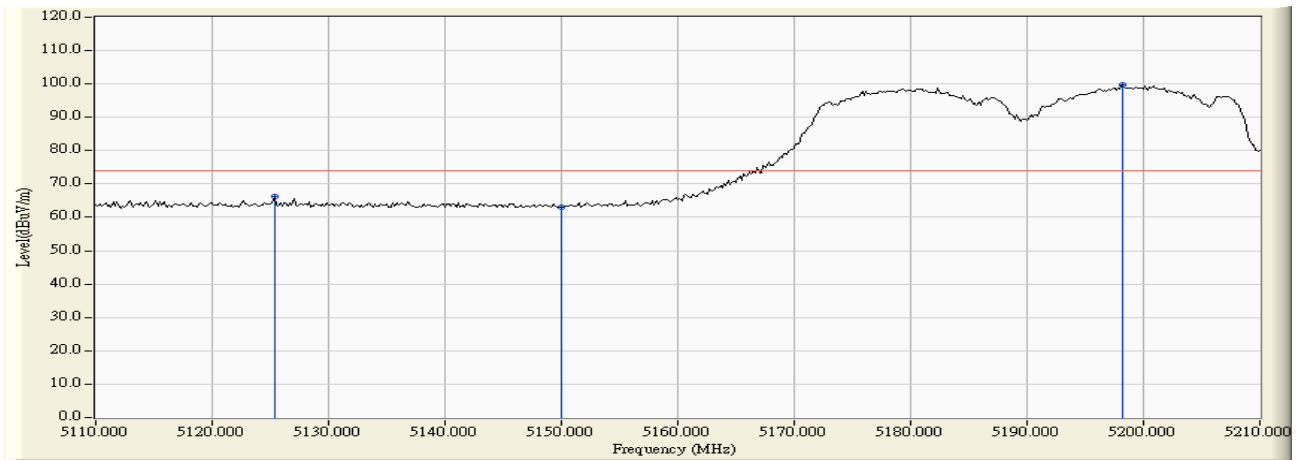
		Frequency (MHz)	Correct Factor (dB)	Reading Level (dBuV)	Measure Level (dBuV/m)	Margin (dB)	Limit (dBuV/m)	Detector Type
1		5138.667	1.073	64.020	65.093	-8.877	73.970	PEAK
2		5150.000	1.093	62.545	63.638	-10.332	73.970	PEAK
3	*	5191.167	1.148	97.311	98.459	N/A	N/A	PEAK

<b>Engineer : Jame</b>	
<b>Site : AC-2 (3m Semi-Anechoic Chamber)</b>	<b>Time : 2009/07/24 - 10:10</b>
<b>Limit : FCC_SpartC_15.209_03M_AV</b>	<b>Margin : 0</b>
<b>Probe : 9120D_499(1-18GHz) - HORIZONTAL</b>	<b>Power : AC 120V/60Hz</b>
<b>EUT : Wireless LAN Access Point</b>	<b>Note : Mode 3:Transmit at channel 5190MHz By 802.11n(40MHz) Chain B+C</b>



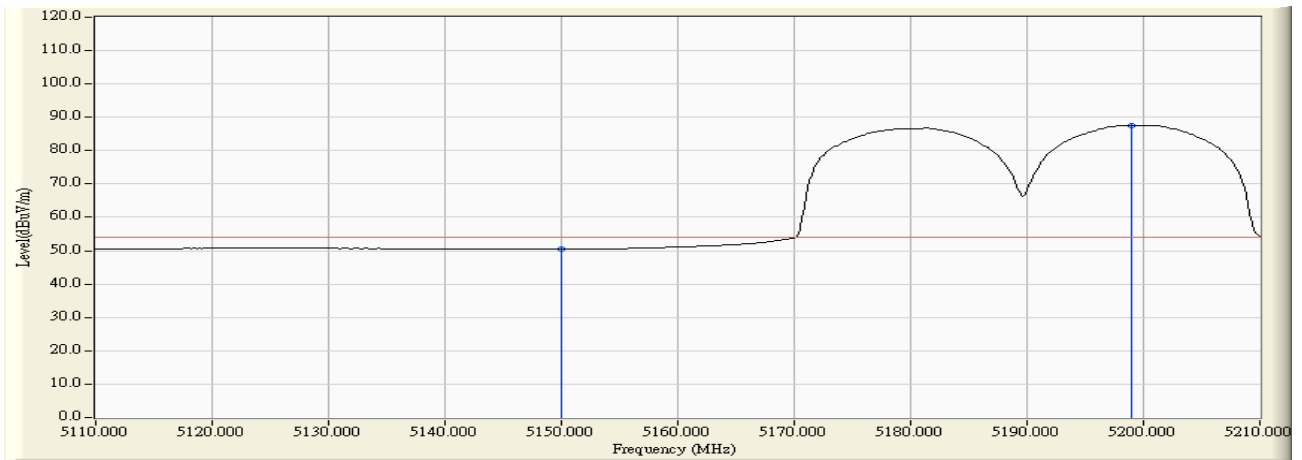
		Frequency (MHz)	Correct Factor (dB)	Reading Level (dBuV)	Measure Level (dBuV/m)	Margin (dB)	Limit (dBuV/m)	Detector Type
1		5150.000	1.093	49.500	50.593	-3.377	53.970	AVERAGE
2	*	5192.333	1.148	85.057	86.206	N/A	N/A	AVERAGE

<b>Engineer : Jame</b>	
<b>Site : AC-2 (3m Semi-Anechoic Chamber)</b>	<b>Time : 2009/07/24 - 10:12</b>
<b>Limit : FCC_SpartC_15.209_03M_PK</b>	<b>Margin : 0</b>
<b>Probe : 9120D_499(1-18GHz) - VERTICAL</b>	<b>Power : AC 120V/60Hz</b>
<b>EUT : Wireless LAN Access Point</b>	<b>Note : Mode 3:Transmit at channel 5190MHz By 802.11n(40MHz) Chain B+C</b>



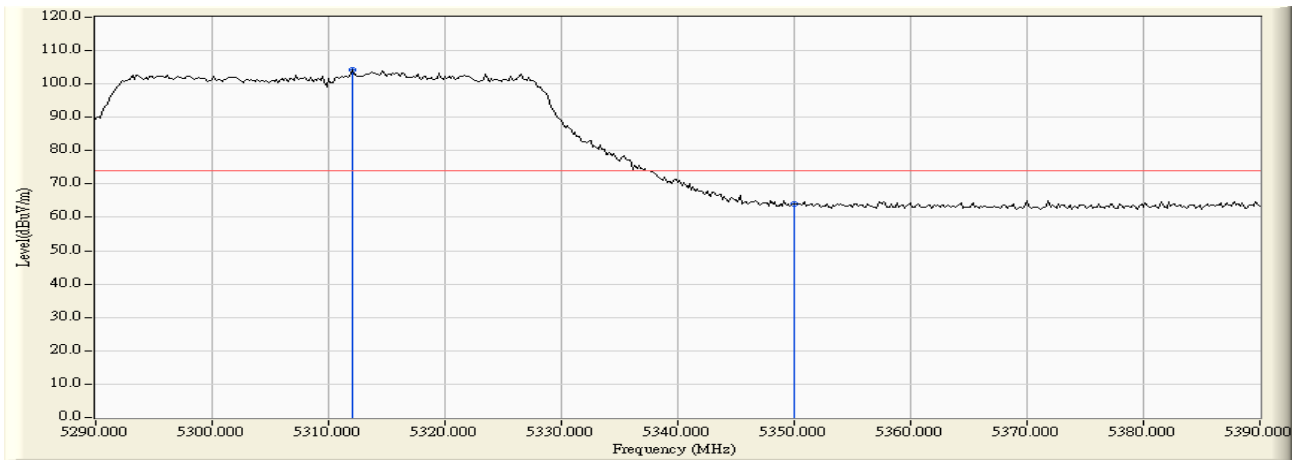
		Frequency (MHz)	Correct Factor (dB)	Reading Level (dBuV)	Measure Level (dBuV/m)	Margin (dB)	Limit (dBuV/m)	Detector Type
1		5125.333	1.043	65.344	66.388	-7.582	73.970	PEAK
2		5150.000	1.093	62.045	63.138	-10.832	73.970	PEAK
3	*	5198.167	1.155	98.472	99.626	N/A	N/A	PEAK

<b>Engineer : Jame</b>	
<b>Site : AC-2 (3m Semi-Anechoic Chamber)</b>	<b>Time : 2009/07/24 - 10:12</b>
<b>Limit : FCC_SpartC_15.209_03M_AV</b>	<b>Margin : 0</b>
<b>Probe : 9120D_499(1-18GHz) - VERTICAL</b>	<b>Power : AC 120V/60Hz</b>
<b>EUT : Wireless LAN Access Point</b>	<b>Note : Mode 3:Transmit at channel 5190MHz By 802.11n(40MHz) Chain B+C</b>



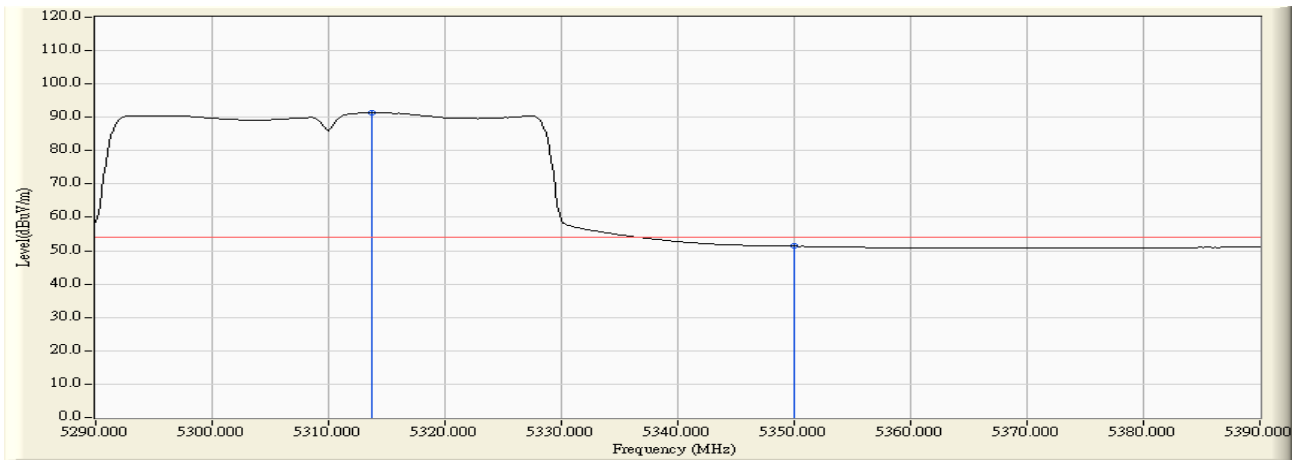
		Frequency (MHz)	Correct Factor (dB)	Reading Level (dBuV)	Measure Level (dBuV/m)	Margin (dB)	Limit (dBuV/m)	Detector Type
1		5150.000	1.093	49.384	50.477	-3.493	53.970	AVERAGE
2	*	5199.000	1.155	86.495	87.650	N/A	N/A	AVERAGE

Engineer : Jame	
Site : AC-2 (3m Semi-Anechoic Chamber)	Time : 2009/07/24 - 10:18
Limit : FCC_SpartC_15.209_03M_PK	Margin : 0
Probe : 9120D_499(1-18GHz) - HORIZONTAL	Power : AC 120V/60Hz
EUT : Wireless LAN Access Point	Note : Mode 3:Transmit at channel 5310MHz By 802.11n(20MHz) Chain B+C



		Frequency (MHz)	Correct Factor (dB)	Reading Level (dBuV)	Measure Level (dBuV/m)	Margin (dB)	Limit (dBuV/m)	Detector Type
1	*	5312.000	1.409	102.790	104.199	N/A	N/A	PEAK
2		5350.000	1.298	62.628	63.926	-10.044	73.970	PEAK

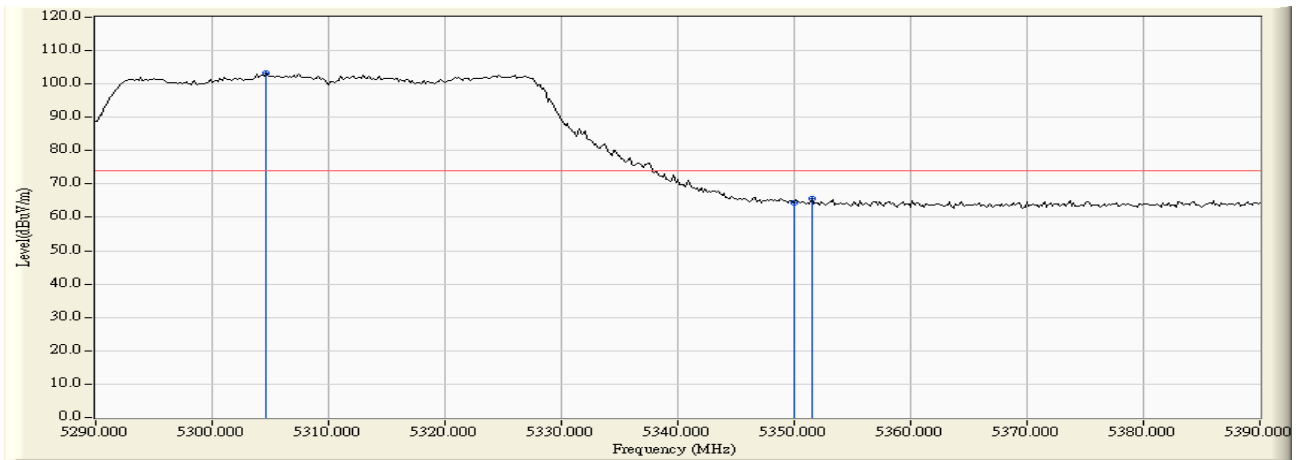
<b>Engineer : Jame</b>	
<b>Site : AC-2 (3m Semi-Anechoic Chamber)</b>	<b>Time : 2009/07/24 - 10:18</b>
<b>Limit : FCC_SpartC_15.209_03M_AV</b>	<b>Margin : 0</b>
<b>Probe : 9120D_499(1-18GHz) - HORIZONTAL</b>	<b>Power : AC 120V/60Hz</b>
<b>EUT : Wireless LAN Access Point</b>	<b>Note : Mode 3:Transmit at channel 5310MHz By 802.11n(20MHz) Chain B+C</b>



		Frequency (MHz)	Correct Factor (dB)	Reading Level (dBuV)	Measure Level (dBuV/m)	Margin (dB)	Limit (dBuV/m)	Detector Type
1	*	5313.667	1.404	89.994	91.398	N/A	N/A	AVERAGE
2		5350.000	1.298	50.032	51.330	-2.640	53.970	AVERAGE

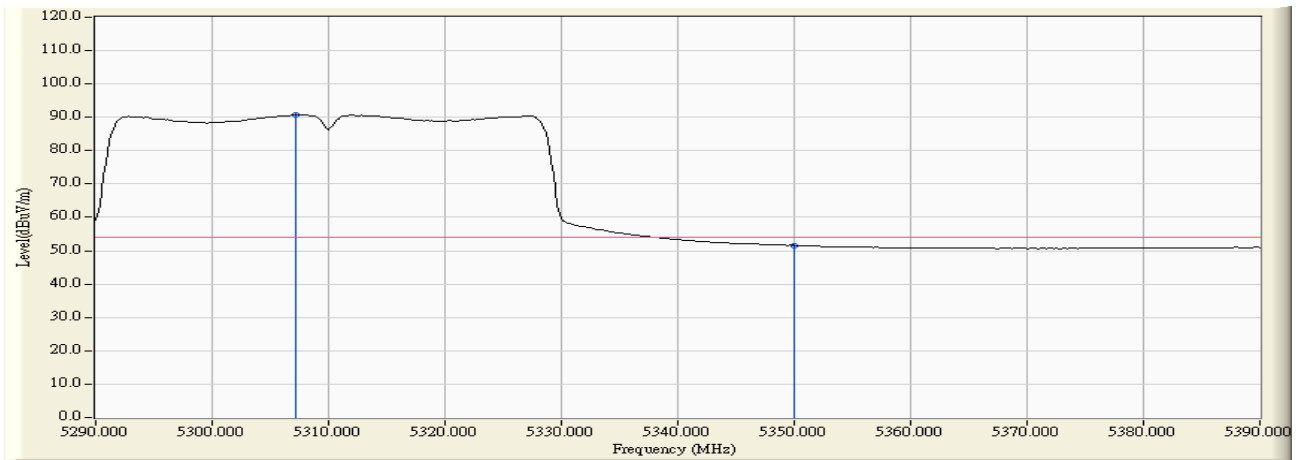


<b>Engineer : Jame</b>	
<b>Site : AC-2 (3m Semi-Anechoic Chamber)</b>	<b>Time : 2009/07/24 - 10:20</b>
<b>Limit : FCC_SpartC_15.209_03M_PK</b>	<b>Margin : 0</b>
<b>Probe : 9120D_499(1-18GHz) - VERTICAL</b>	<b>Power : AC 120V/60Hz</b>
<b>EUT : Wireless LAN Access Point</b>	<b>Note : Mode 3:Transmit at channel 5310MHz By 802.11n(20MHz) Chain B+C</b>



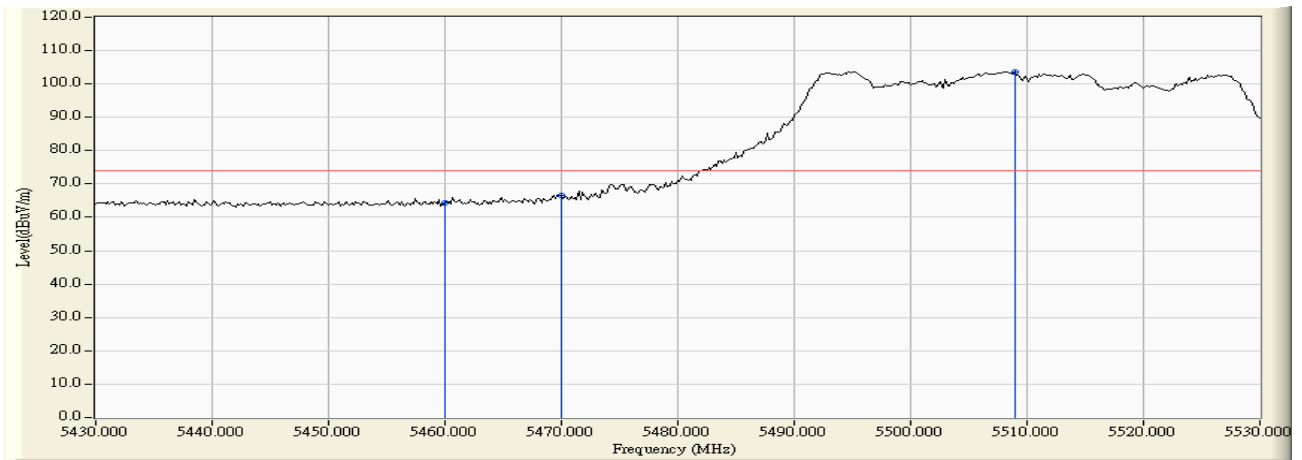
		Frequency (MHz)	Correct Factor (dB)	Reading Level (dBuV)	Measure Level (dBuV/m)	Margin (dB)	Limit (dBuV/m)	Detector Type
1	*	5304.667	1.432	101.880	103.312	N/A	N/A	PEAK
2		5350.000	1.298	63.162	64.460	-9.510	73.970	PEAK
3		5351.500	1.294	64.273	65.567	-8.403	73.970	PEAK

<b>Engineer : Jame</b>	
<b>Site : AC-2 (3m Semi-Anechoic Chamber)</b>	<b>Time : 2009/07/24 - 10:20</b>
<b>Limit : FCC_SpartC_15.209_03M_AV</b>	<b>Margin : 0</b>
<b>Probe : 9120D_499(1-18GHz) - VERTICAL</b>	<b>Power : AC 120V/60Hz</b>
<b>EUT : Wireless LAN Access Point</b>	<b>Note : Mode 3:Transmit at channel 5310MHz By 802.11n(20MHz) Chain B+C</b>



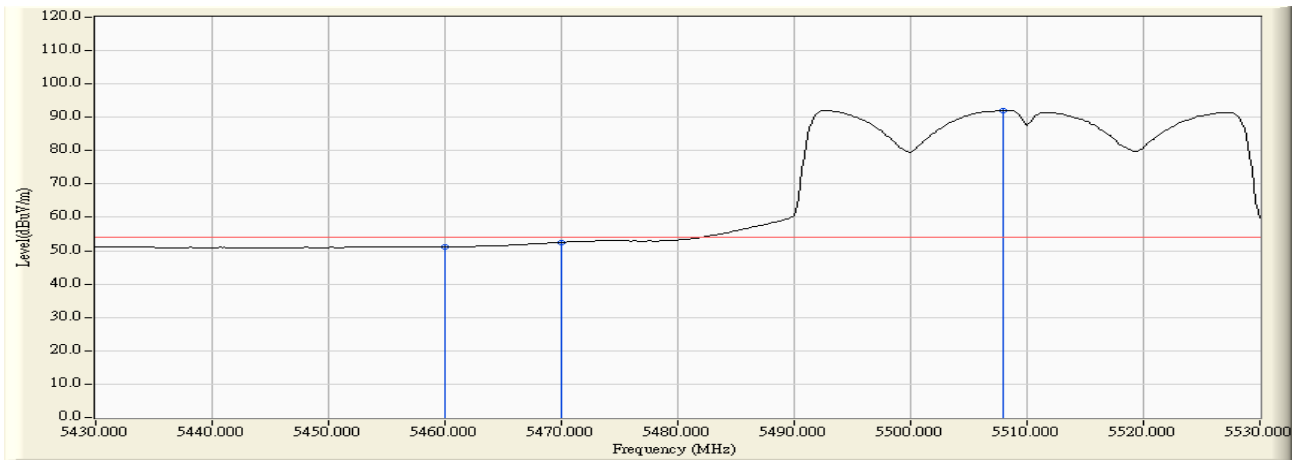
		Frequency (MHz)	Correct Factor (dB)	Reading Level (dBuV)	Measure Level (dBuV/m)	Margin (dB)	Limit (dBuV/m)	Detector Type
1	*	5307.167	1.424	89.259	90.683	N/A	N/A	AVERAGE
2		5350.000	1.298	50.309	51.607	-2.363	53.970	AVERAGE

Engineer : Jame	
Site : AC-2 (3m Semi-Anechoic Chamber)	Time : 2009/07/24 - 10:28
Limit : FCC_SpartC_15.209_03M_PK	Margin : 0
Probe : 9120D_499(1-18GHz) - HORIZONTAL	Power : AC 120V/60Hz
EUT : Wireless LAN Access Point	Note : Mode 3:Transmit at channel 5510MHz By 802.11n(40MHz) Chain B+C



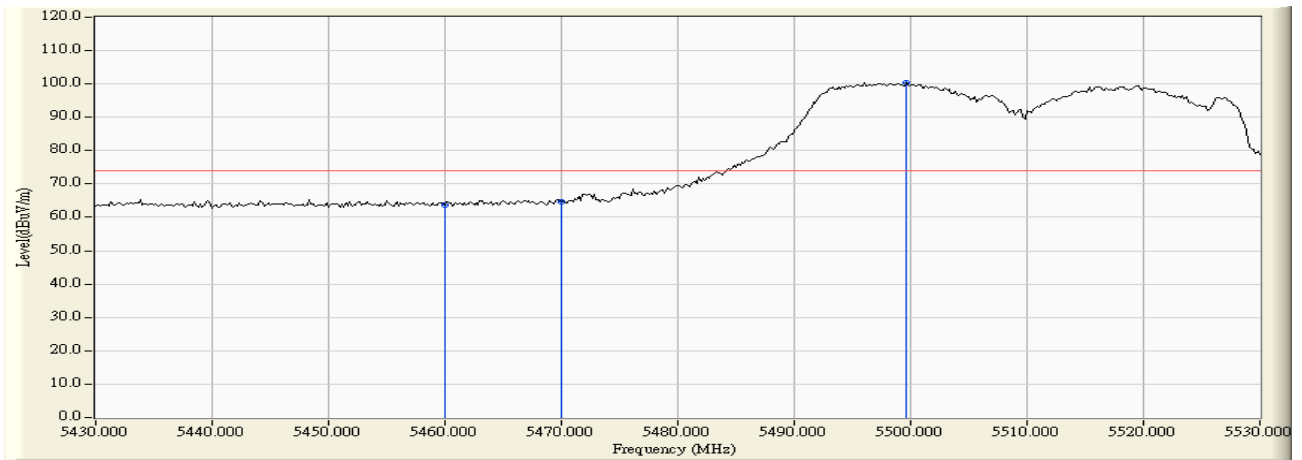
		Frequency (MHz)	Correct Factor (dB)	Reading Level (dBuV)	Measure Level (dBuV/m)	Margin (dB)	Limit (dBuV/m)	Detector Type
1		5460.000	2.054	62.137	64.191	-9.779	73.970	PEAK
2		5470.000	2.086	64.387	66.473	-21.827	88.300	PEAK
3	*	5509.000	2.183	101.552	103.736	N/A	N/A	PEAK

Engineer : Jame	
Site : AC-2 (3m Semi-Anechoic Chamber)	Time : 2009/07/24 - 10:29
Limit : FCC_SpartC_15.209_03M_AV	Margin : 0
Probe : 9120D_499(1-18GHz) - HORIZONTAL	Power : AC 120V/60Hz
EUT : Wireless LAN Access Point	Note : Mode 3:Transmit at channel 5510MHz By 802.11n(40MHz) Chain B+C



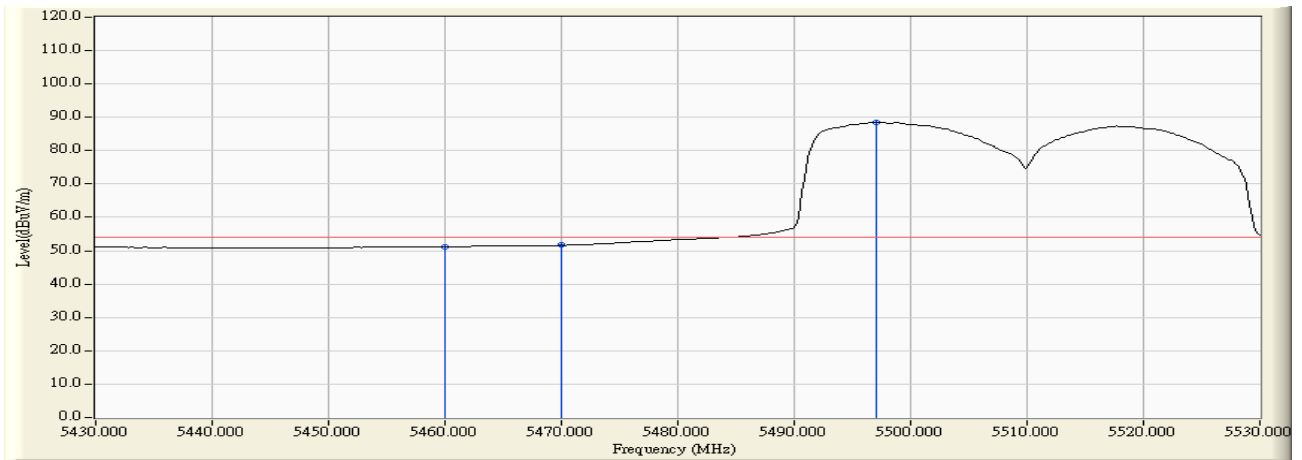
		Frequency (MHz)	Correct Factor (dB)	Reading Level (dBuV)	Measure Level (dBuV/m)	Margin (dB)	Limit (dBuV/m)	Detector Type
1		5460.000	2.054	49.155	51.209	-2.761	53.970	AVERAGE
2		5470.000	2.086	50.471	52.557	-15.743	68.300	AVERAGE
3	*	5508.000	2.185	89.948	92.133	N/A	N/A	AVERAGE

Engineer : Jame	
Site : AC-2 (3m Semi-Anechoic Chamber)	Time : 2009/07/24 - 10:30
Limit : FCC_SpartC_15.209_03M_PK	Margin : 0
Probe : 9120D_499(1-18GHz) - VERTICAL	Power : AC 120V/60Hz
EUT : Wireless LAN Access Point	Note : Mode 3:Transmit at channel 5510MHz By 802.11n(40MHz) Chain B+C



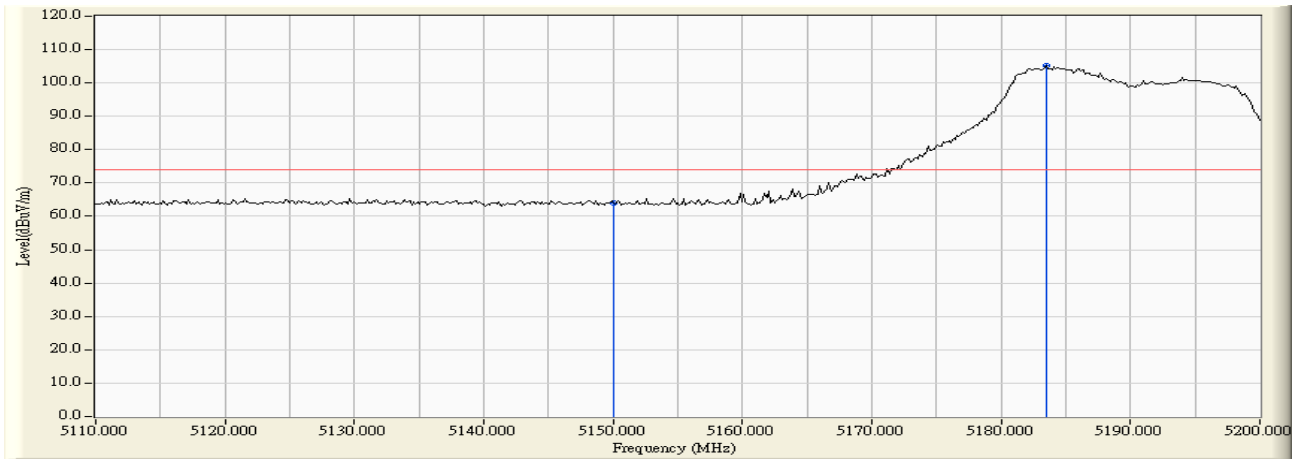
		Frequency (MHz)	Correct Factor (dB)	Reading Level (dBuV)	Measure Level (dBuV/m)	Margin (dB)	Limit (dBuV/m)	Detector Type
1		5460.000	2.054	61.686	63.740	-10.230	73.970	PEAK
2		5470.000	2.086	62.489	64.575	-23.725	88.300	PEAK
3	*	5499.667	2.179	98.068	100.247	N/A	N/A	PEAK

Engineer : Jame	
Site : AC-2 (3m Semi-Anechoic Chamber)	Time : 2009/07/24 - 10:30
Limit : FCC_SpartC_15.209_03M_AV	Margin : 0
Probe : 9120D_499(1-18GHz) - VERTICAL	Power : AC 120V/60Hz
EUT : Wireless LAN Access Point	Note : Mode 3:Transmit at channel 5510MHz By 802.11n(40MHz) Chain B+C



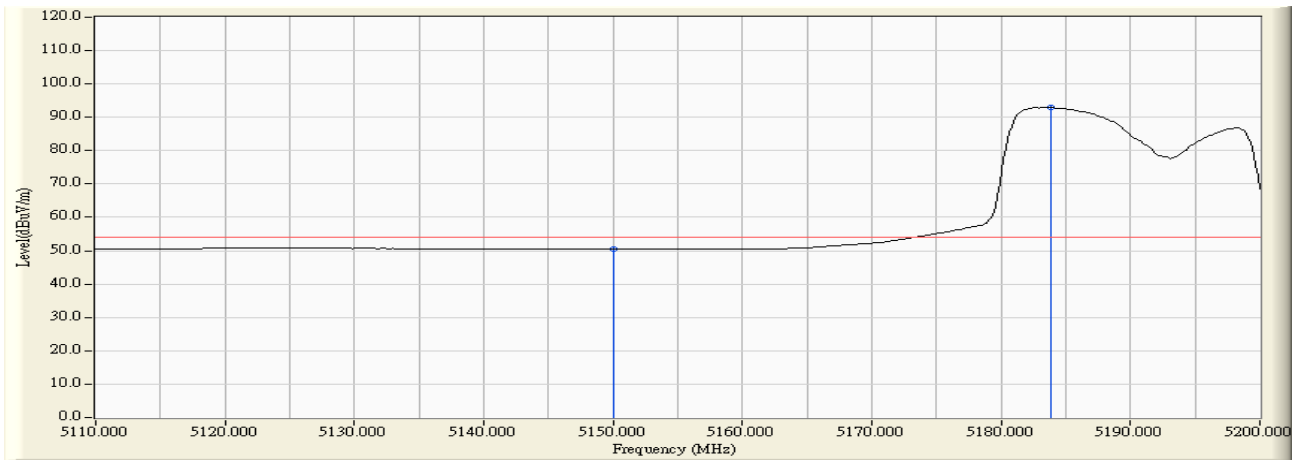
		Frequency (MHz)	Correct Factor (dB)	Reading Level (dBuV)	Measure Level (dBuV/m)	Margin (dB)	Limit (dBuV/m)	Detector Type
1		5460.000	2.054	49.159	51.213	-2.757	53.970	AVERAGE
2		5470.000	2.086	49.553	51.639	-16.661	68.300	AVERAGE
3	*	5497.000	2.173	86.304	88.477	N/A	N/A	AVERAGE

<b>Engineer : Jame</b>	
<b>Site : AC-2 (3m Semi-Anechoic Chamber)</b>	<b>Time : 2009/07/23 - 10:45</b>
<b>Limit : FCC_SpartC_15.209_03M_PK</b>	<b>Margin : 0</b>
<b>Probe : 9120D_499(1-18GHz) - HORIZONTAL</b>	<b>Power : AC 120V/60Hz</b>
<b>EUT : Wireless LAN Access Point</b>	<b>Note : Mode 2:Transmit at channel 5180MHz By 802.11n(20MHz) Chain A+B+C</b>



		Frequency (MHz)	Correct Factor (dB)	Reading Level (dBuV)	Measure Level (dBuV/m)	Margin (dB)	Limit (dBuV/m)	Detector Type
1		5150.000	1.093	63.034	64.127	-9.843	73.970	PEAK
2	*	5183.500	1.141	103.964	105.105	N/A	N/A	PEAK

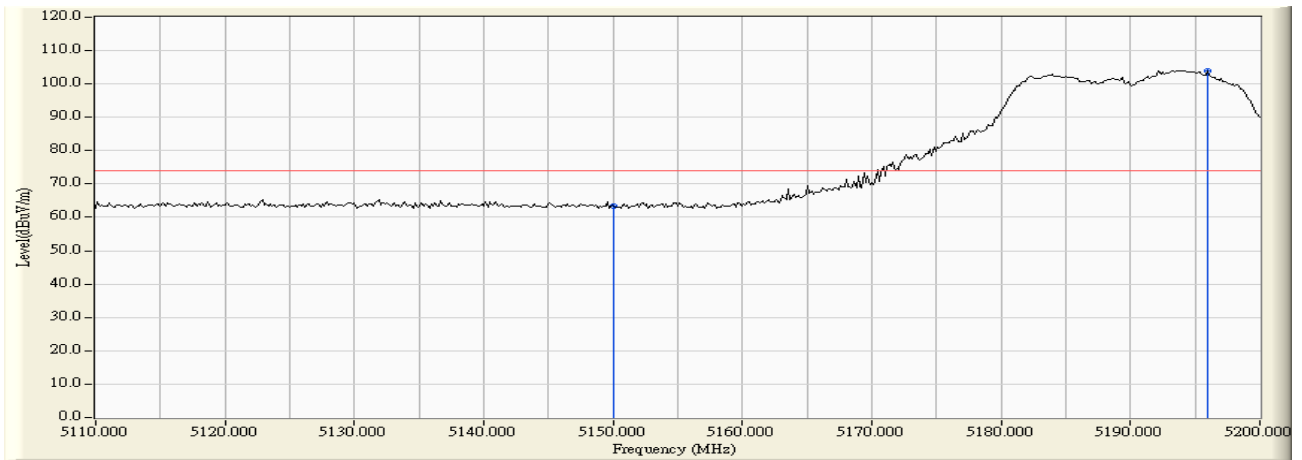
<b>Engineer : Jame</b>	
<b>Site : AC-2 (3m Semi-Anechoic Chamber)</b>	<b>Time : 2009/07/23 - 10:46</b>
<b>Limit : FCC_SpartC_15.209_03M_AV</b>	<b>Margin : 0</b>
<b>Probe : 9120D_499(1-18GHz) - HORIZONTAL</b>	<b>Power : AC 120V/60Hz</b>
<b>EUT : Wireless LAN Access Point</b>	<b>Note : Mode 2:Transmit at channel 5180MHz By 802.11n(20MHz) Chain A+B+C</b>



		Frequency (MHz)	Correct Factor (dB)	Reading Level (dBuV)	Measure Level (dBuV/m)	Margin (dB)	Limit (dBuV/m)	Detector Type
1		5150.000	1.093	49.352	50.445	-3.525	53.970	AVERAGE
2	*	5183.800	1.141	91.822	92.963	N/A	N/A	AVERAGE

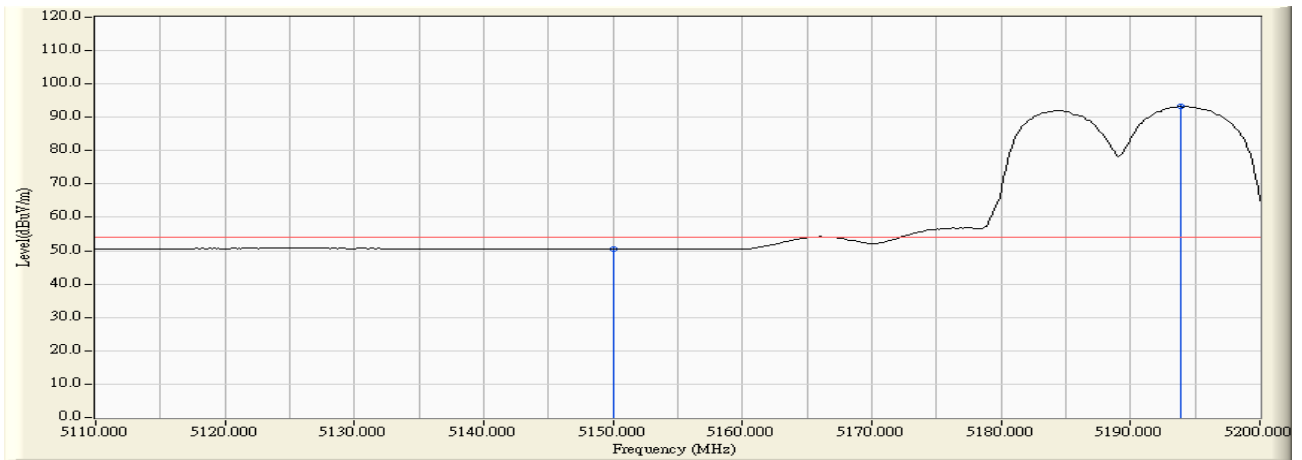


Engineer : Jame	
Site : AC-2 (3m Semi-Anechoic Chamber)	Time : 2009/07/23 - 10:47
Limit : FCC_SpartC_15.209_03M_PK	Margin : 0
Probe : 9120D_499(1-18GHz) - VERTICAL	Power : AC 120V/60Hz
EUT : Wireless LAN Access Point	Note : Mode 2:Transmit at channel 5180MHz By 802.11n(20MHz) Chain A+B+C



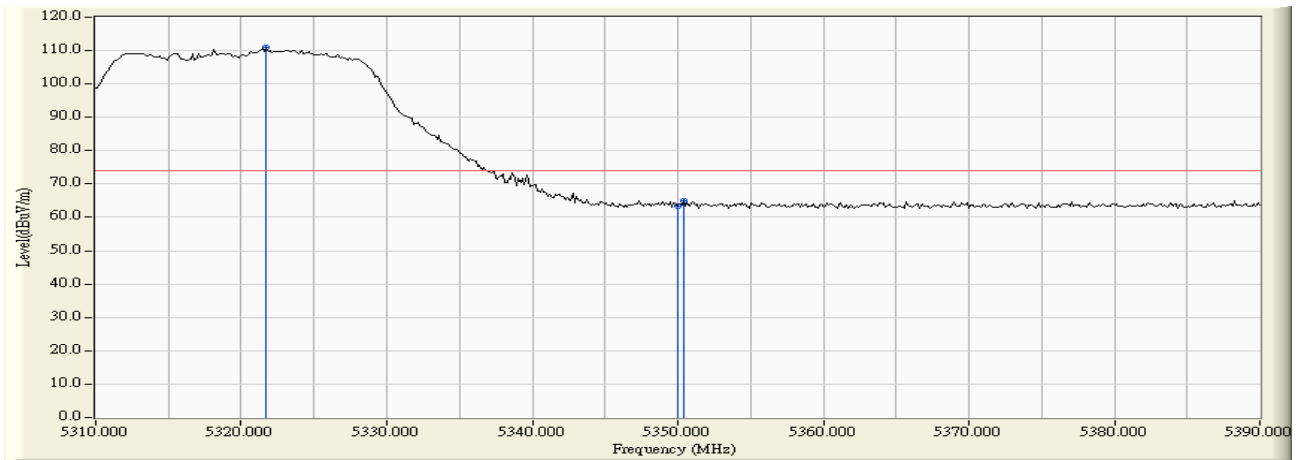
		Frequency (MHz)	Correct Factor (dB)	Reading Level (dBuV)	Measure Level (dBuV/m)	Margin (dB)	Limit (dBuV/m)	Detector Type
1		5150.000	1.093	62.300	63.393	-10.577	73.970	PEAK
2	*	5195.950	1.152	102.805	103.957	N/A	N/A	PEAK

Engineer : Jame	
Site : AC-2 (3m Semi-Anechoic Chamber)	Time : 2009/07/23 - 10:47
Limit : FCC_SpartC_15.209_03M_AV	Margin : 0
Probe : 9120D_499(1-18GHz) - VERTICAL	Power : AC 120V/60Hz
EUT : Wireless LAN Access Point	Note : Mode 2:Transmit at channel 5180MHz By 802.11n(20MHz) Chain A+B+C



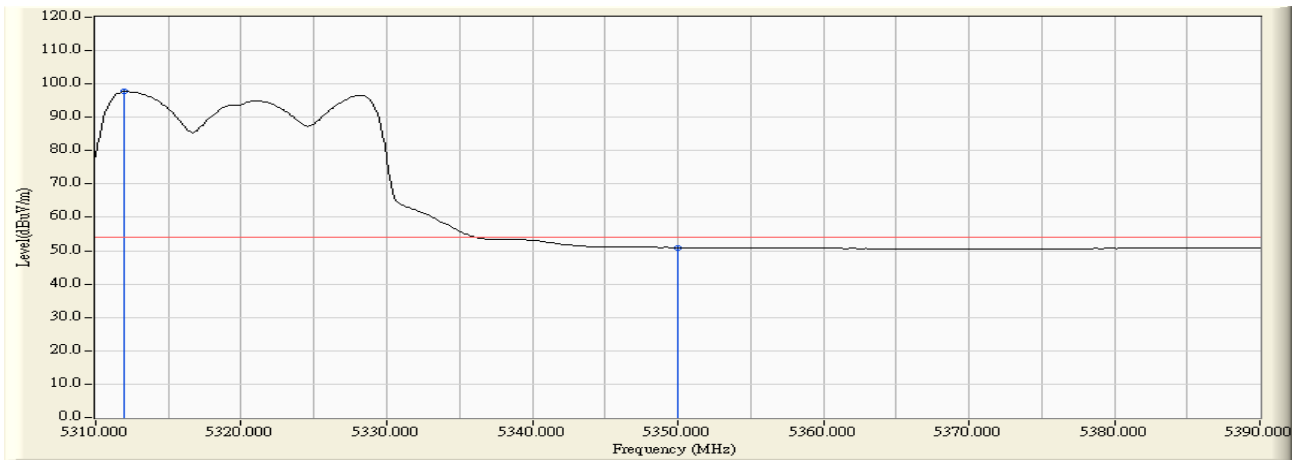
		Frequency (MHz)	Correct Factor (dB)	Reading Level (dBuV)	Measure Level (dBuV/m)	Margin (dB)	Limit (dBuV/m)	Detector Type
1		5150.000	1.093	49.311	50.404	-3.566	53.970	AVERAGE
2	*	5193.850	1.150	92.056	93.206	N/A	N/A	AVERAGE

Engineer : Jame	
Site : AC-2 (3m Semi-Anechoic Chamber)	Time : 2009/07/23 - 10:49
Limit : FCC_SpartC_15.209_03M_PK	Margin : 0
Probe : 9120D_499(1-18GHz) - HORIZONTAL	Power : AC 120V/60Hz
EUT : Wireless LAN Access Point	Note : Mode 2:Transmit at channel 5320MHz By 802.11n(20MHz) Chain A+B+C



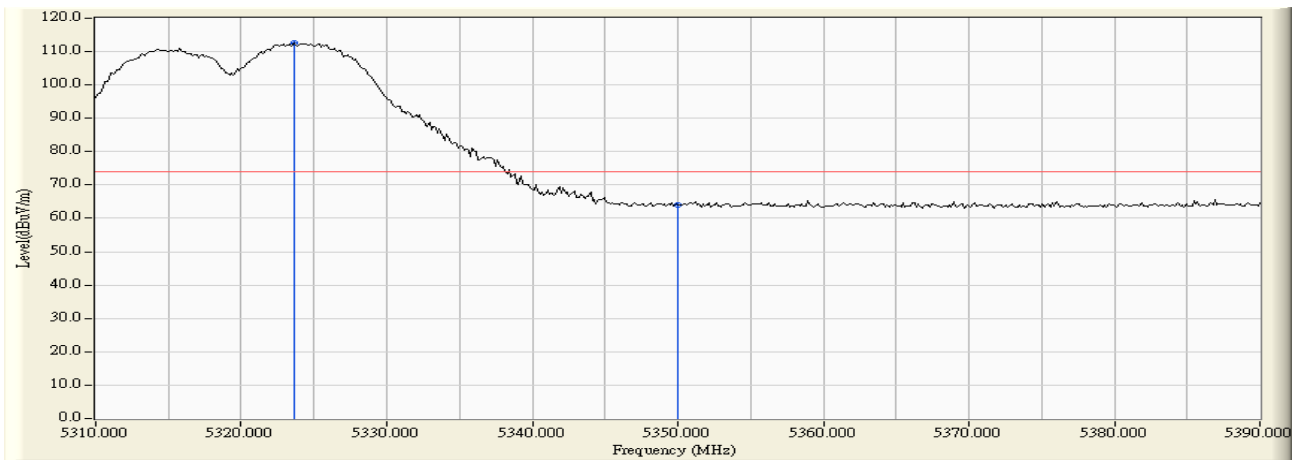
		Frequency (MHz)	Correct Factor (dB)	Reading Level (dBuV)	Measure Level (dBuV/m)	Margin (dB)	Limit (dBuV/m)	Detector Type
1	*	5321.733	1.378	109.519	110.897	N/A	N/A	PEAK
2		5350.000	1.298	61.998	63.296	-10.674	73.970	PEAK
3		5350.400	1.297	63.532	64.829	-9.141	73.970	PEAK

<b>Engineer : Jame</b>	
<b>Site : AC-2 (3m Semi-Anechoic Chamber)</b>	<b>Time : 2009/07/23 - 10:49</b>
<b>Limit : FCC_SpartC_15.209_03M_AV</b>	<b>Margin : 0</b>
<b>Probe : 9120D_499(1-18GHz) - HORIZONTAL</b>	<b>Power : AC 120V/60Hz</b>
<b>EUT : Wireless LAN Access Point</b>	<b>Note : Mode 2:Transmit at channel 5320MHz By 802.11n(20MHz) Chain A+B+C</b>



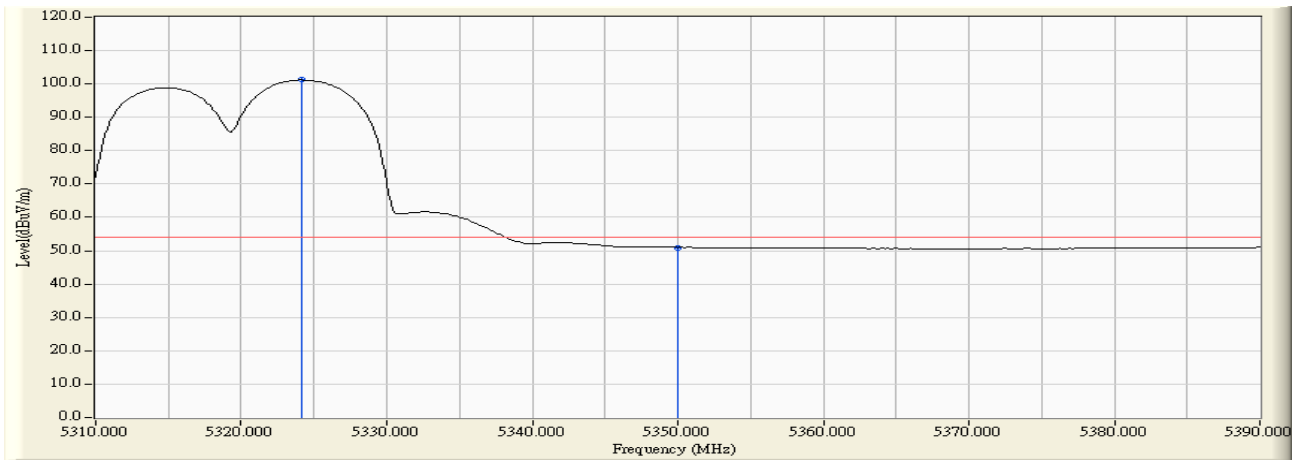
		Frequency (MHz)	Correct Factor (dB)	Reading Level (dBuV)	Measure Level (dBuV/m)	Margin (dB)	Limit (dBuV/m)	Detector Type
1	*	5312.000	1.409	96.297	97.706	N/A	N/A	AVERAGE
2		5350.000	1.298	49.646	50.944	-3.026	53.970	AVERAGE

<b>Engineer : Jame</b>	
<b>Site : AC-2 (3m Semi-Anechoic Chamber)</b>	<b>Time : 2009/07/23 - 10:51</b>
<b>Limit : FCC_SpartC_15.209_03M_PK</b>	<b>Margin : 0</b>
<b>Probe : 9120D_499(1-18GHz) - VERTICAL</b>	<b>Power : AC 120V/60Hz</b>
<b>EUT : Wireless LAN Access Point</b>	<b>Note : Mode 2:Transmit at channel 5320MHz By 802.11n(20MHz) Chain A+B+C</b>



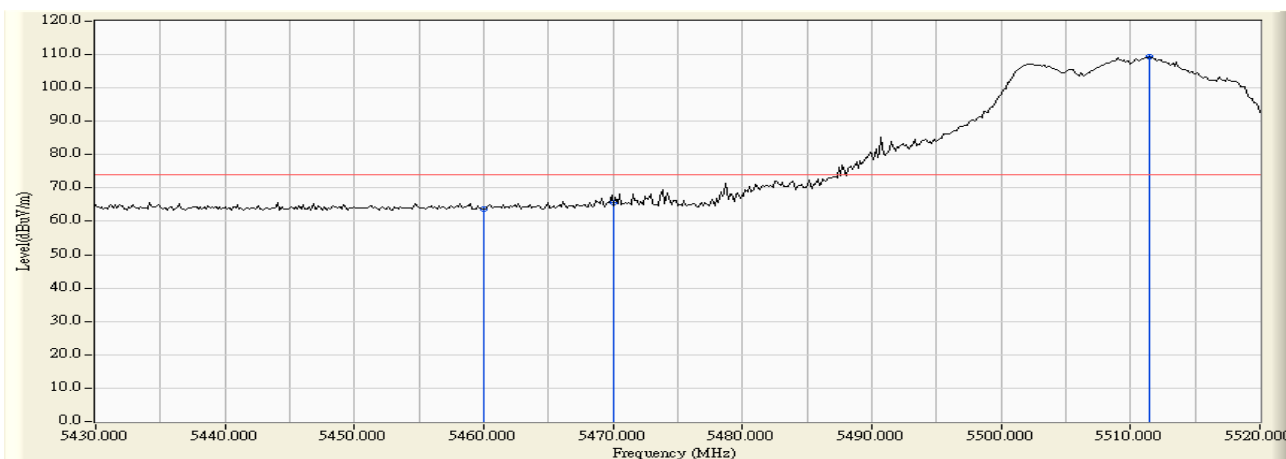
		Frequency (MHz)	Correct Factor (dB)	Reading Level (dBuV)	Measure Level (dBuV/m)	Margin (dB)	Limit (dBuV/m)	Detector Type
1	*	5323.600	1.371	111.076	112.447	N/A	N/A	PEAK
2		5350.000	1.298	62.853	64.151	-9.819	73.970	PEAK

<b>Engineer : Jame</b>	
<b>Site : AC-2 (3m Semi-Anechoic Chamber)</b>	<b>Time : 2009/07/23 - 10:51</b>
<b>Limit : FCC_SpartC_15.209_03M_AV</b>	<b>Margin : 0</b>
<b>Probe : 9120D_499(1-18GHz) - VERTICAL</b>	<b>Power : AC 120V/60Hz</b>
<b>EUT : Wireless LAN Access Point</b>	<b>Note : Mode 2:Transmit at channel 5320MHz By 802.11n(20MHz) Chain A+B+C</b>



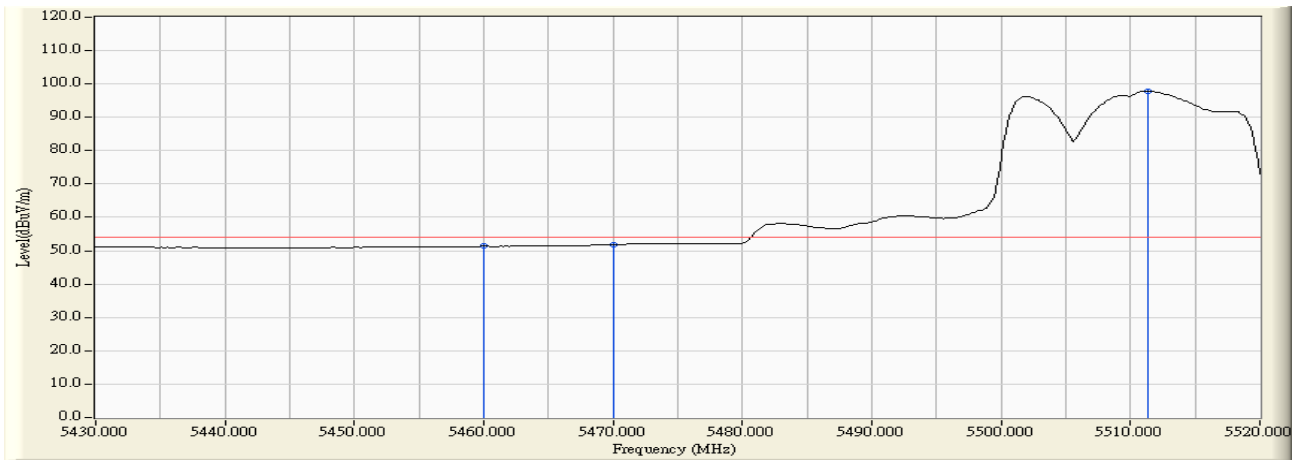
		Frequency (MHz)	Correct Factor (dB)	Reading Level (dBuV)	Measure Level (dBuV/m)	Margin (dB)	Limit (dBuV/m)	Detector Type
1	*	5324.133	1.369	99.832	101.201	N/A	N/A	AVERAGE
2		5350.000	1.298	49.691	50.989	-2.981	53.970	AVERAGE

<b>Engineer : Jame</b>	
<b>Site : AC-2 (3m Semi-Anechoic Chamber)</b>	<b>Time : 2009/07/23 - 10:54</b>
<b>Limit : FCC_SpartC_15.209_03M_PK</b>	<b>Margin : 0</b>
<b>Probe : 9120D_499(1-18GHz) - HORIZONTAL</b>	<b>Power : AC 120V/60Hz</b>
<b>EUT : Wireless LAN Access Point</b>	<b>Note : Mode 2:Transmit at channel 5500MHz By 802.11n(20MHz) Chain A+B+C</b>



		Frequency (MHz)	Correct Factor (dB)	Reading Level (dBuV)	Measure Level (dBuV/m)	Margin (dB)	Limit (dBuV/m)	Detector Type
1		5460.000	2.054	61.573	63.627	-10.343	73.970	PEAK
2		5470.000	2.086	63.570	65.656	-22.644	88.300	PEAK
3	*	5511.450	2.179	107.185	109.365	N/A	N/A	PEAK

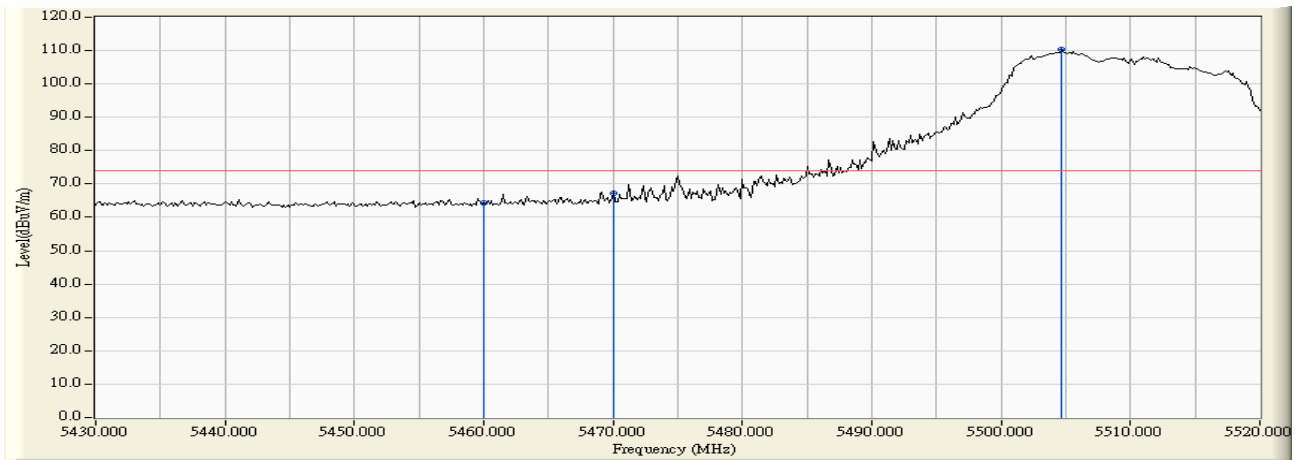
<b>Engineer : Jame</b>	
<b>Site : AC-2 (3m Semi-Anechoic Chamber)</b>	<b>Time : 2009/07/23 - 10:54</b>
<b>Limit : FCC_SpartC_15.209_03M_AV</b>	<b>Margin : 0</b>
<b>Probe : 9120D_499(1-18GHz) - HORIZONTAL</b>	<b>Power : AC 120V/60Hz</b>
<b>EUT : Wireless LAN Access Point</b>	<b>Note : Mode 2:Transmit at channel 5500MHz By 802.11n(20MHz) Chain A+B+C</b>



		Frequency (MHz)	Correct Factor (dB)	Reading Level (dBuV)	Measure Level (dBuV/m)	Margin (dB)	Limit (dBuV/m)	Detector Type
1		5460.000	2.054	49.288	51.342	-2.628	53.970	AVERAGE
2		5470.000	2.086	49.796	51.882	-16.418	68.300	AVERAGE
3	*	5511.300	2.180	95.580	97.760	N/A	N/A	AVERAGE

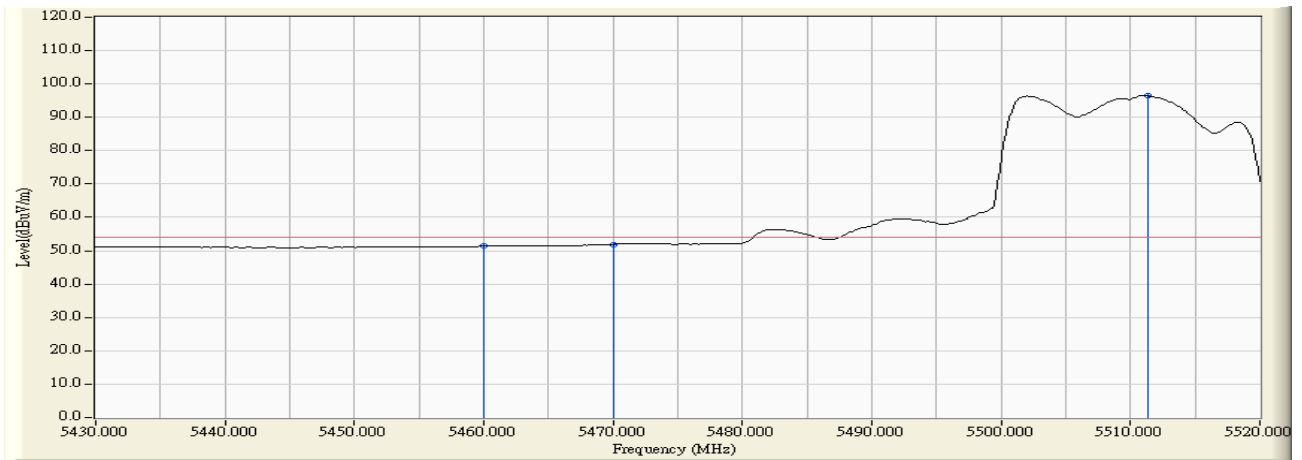


<b>Engineer : Jame</b>	
<b>Site : AC-2 (3m Semi-Anechoic Chamber)</b>	<b>Time : 2009/07/23 - 10:55</b>
<b>Limit : FCC_SpartC_15.209_03M_PK</b>	<b>Margin : 0</b>
<b>Probe : 9120D_499(1-18GHz) - VERTICAL</b>	<b>Power : AC 120V/60Hz</b>
<b>EUT : Wireless LAN Access Point</b>	<b>Note : Mode 2:Transmit at channel 5500MHz By 802.11n(20MHz) Chain A+B+C</b>



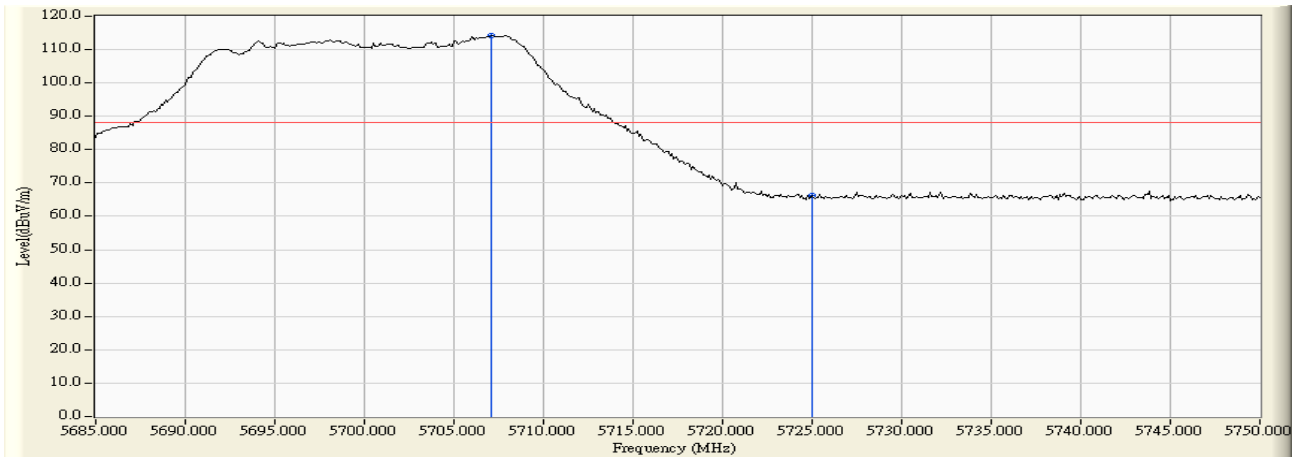
		Frequency (MHz)	Correct Factor (dB)	Reading Level (dBuV)	Measure Level (dBuV/m)	Margin (dB)	Limit (dBuV/m)	Detector Type
1		5460.000	2.054	62.271	64.325	-9.645	73.970	PEAK
2		5470.000	2.086	65.053	67.139	-21.161	88.300	PEAK
3	*	5504.700	2.190	108.165	110.355	N/A	N/A	PEAK

Engineer : Jame	
Site : AC-2 (3m Semi-Anechoic Chamber)	Time : 2009/07/23 - 10:55
Limit : FCC_SpartC_15.209_03M_AV	Margin : 0
Probe : 9120D_499(1-18GHz) - VERTICAL	Power : AC 120V/60Hz
EUT : Wireless LAN Access Point	Note : Mode 2:Transmit at channel 5500MHz By 802.11n(20MHz) Chain A+B+C



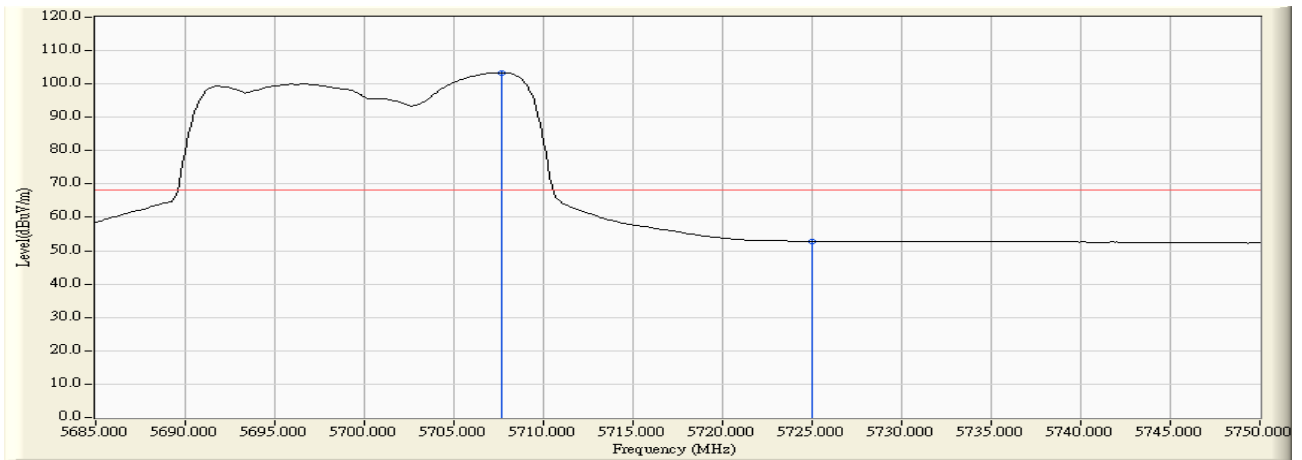
		Frequency (MHz)	Correct Factor (dB)	Reading Level (dBuV)	Measure Level (dBuV/m)	Margin (dB)	Limit (dBuV/m)	Detector Type
1		5460.000	2.054	49.293	51.347	-2.623	53.970	AVERAGE
2		5470.000	2.086	49.825	51.911	-16.389	68.300	AVERAGE
3	*	5511.300	2.180	94.296	96.476	N/A	N/A	AVERAGE

<b>Engineer : Jame</b>	
<b>Site : AC-2 (3m Semi-Anechoic Chamber)</b>	<b>Time : 2009/08/09 - 12:37</b>
<b>Limit : FCC_SPARTE_15.407_03M_PK</b>	<b>Margin : 0</b>
<b>Probe : 9120D_499(1-18GHz) - HORIZONTAL</b>	<b>Power : AC 120V/60Hz</b>
<b>EUT : Wireless LAN Access Point</b>	<b>Note : Mode 2:Transmit at channel 5700MHz By 802.11n(20MHz) Chain A+B+C</b>



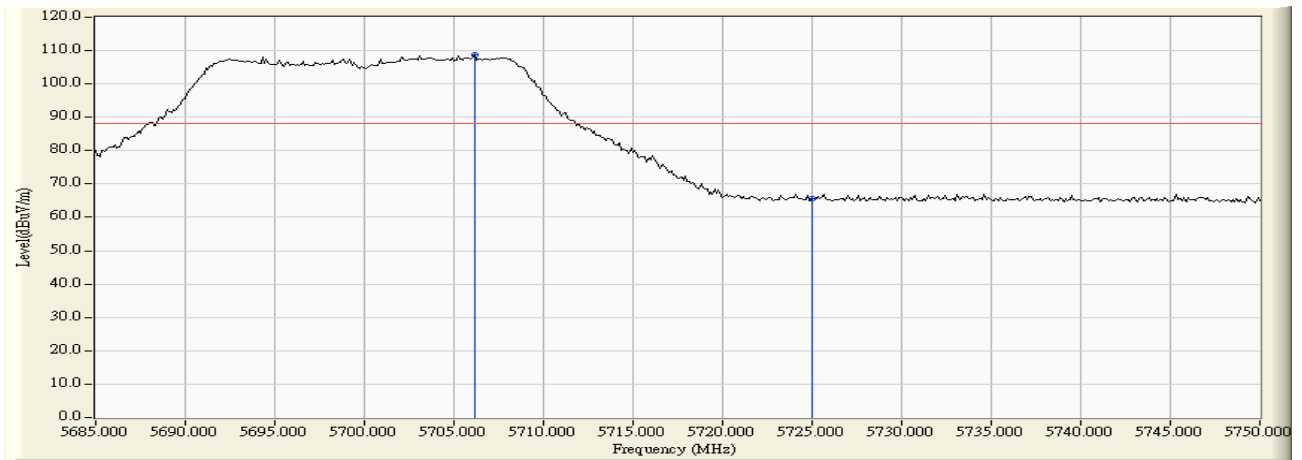
		Frequency (MHz)	Correct Factor (dB)	Reading Level (dBuV)	Measure Level (dBuV/m)	Margin (dB)	Limit (dBuV/m)	Detector Type
1	*	5707.100	2.638	111.552	114.190	N/A	N/A	PEAK
2		5725.000	2.763	63.370	66.133	-22.167	88.300	PEAK

<b>Engineer : Jame</b>	
<b>Site : AC-2 (3m Semi-Anechoic Chamber)</b>	<b>Time : 2009/08/09 - 12:38</b>
<b>Limit : FCC_SPARTE_15.407_03M_AV</b>	<b>Margin : 0</b>
<b>Probe : 9120D_499(1-18GHz) - HORIZONTAL</b>	<b>Power : AC 120V/60Hz</b>
<b>EUT : Wireless LAN Access Point</b>	<b>Note : Mode 2:Transmit at channel 5700MHz By 802.11n(20MHz) Chain A+B+C</b>



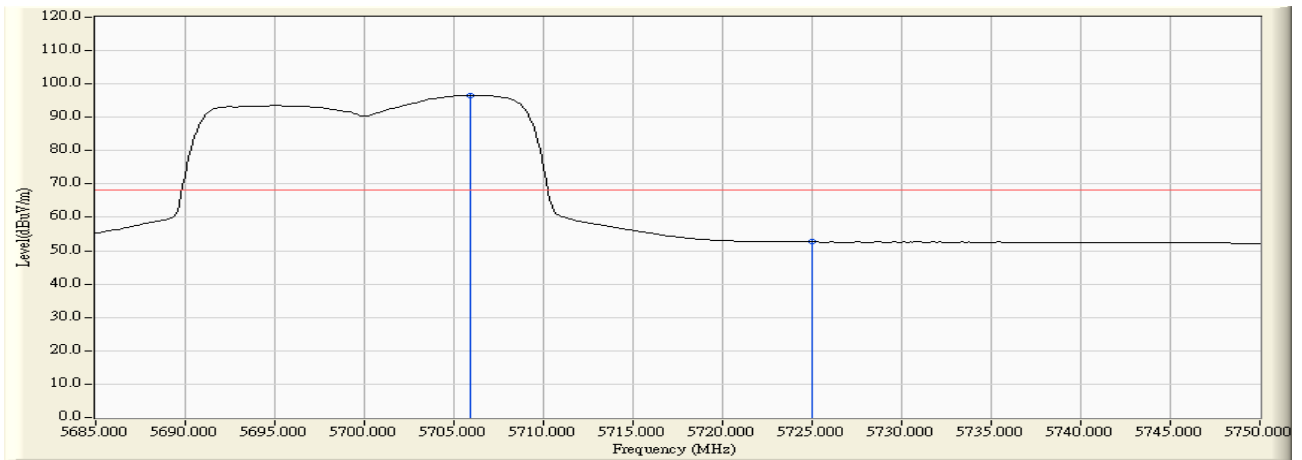
		Frequency (MHz)	Correct Factor (dB)	Reading Level (dBuV)	Measure Level (dBuV/m)	Margin (dB)	Limit (dBuV/m)	Detector Type
1	*	5707.642	2.639	100.686	103.325	N/A	N/A	AVERAGE
2		5725.000	2.763	50.069	52.832	-15.468	68.300	AVERAGE

<b>Engineer : Jame</b>	
<b>Site : AC-2 (3m Semi-Anechoic Chamber)</b>	<b>Time : 2009/08/09 - 12:39</b>
<b>Limit : FCC_SPARTE_15.407_03M_PK</b>	<b>Margin : 0</b>
<b>Probe : 9120D_499(1-18GHz) - VERTICAL</b>	<b>Power : AC 120V/60Hz</b>
<b>EUT : Wireless LAN Access Point</b>	<b>Note : Mode 2:Transmit at channel 5700MHz By 802.11n(20MHz) Chain A+B+C</b>



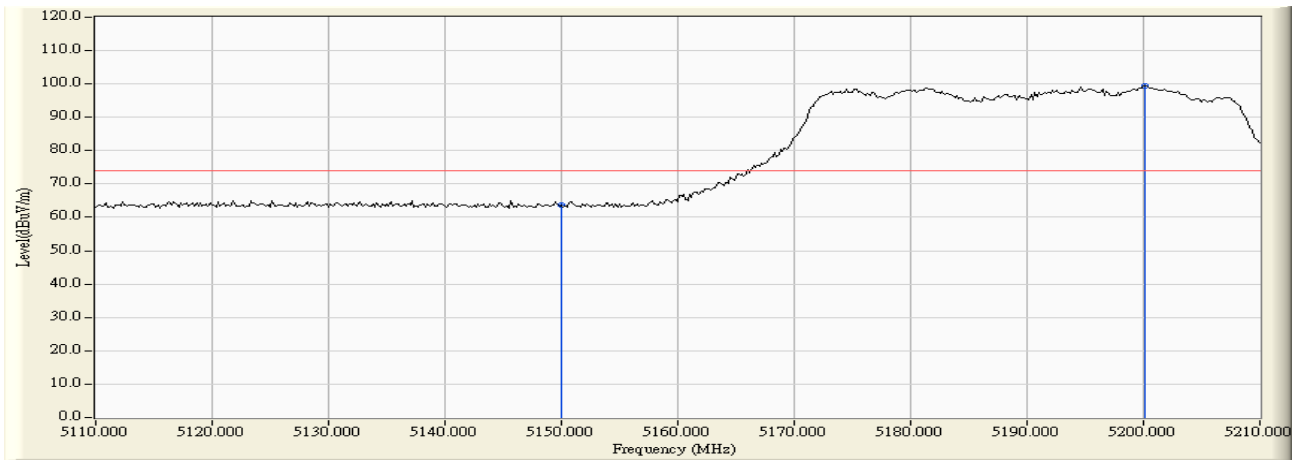
		Frequency (MHz)	Correct Factor (dB)	Reading Level (dBuV)	Measure Level (dBuV/m)	Margin (dB)	Limit (dBuV/m)	Detector Type
1	*	5706.125	2.636	106.264	108.899	N/A	N/A	PEAK
2		5725.000	2.763	62.857	65.620	-22.680	88.300	PEAK

<b>Engineer : Jame</b>	
<b>Site : AC-2 (3m Semi-Anechoic Chamber)</b>	<b>Time : 2009/08/09 - 12:40</b>
<b>Limit : FCC_SPARTE_15.407_03M_AV</b>	<b>Margin : 0</b>
<b>Probe : 9120D_499(1-18GHz) - VERTICAL</b>	<b>Power : AC 120V/60Hz</b>
<b>EUT : Wireless LAN Access Point</b>	<b>Note : Mode 2:Transmit at channel 5700MHz By 802.11n(20MHz) Chain A+B+C</b>



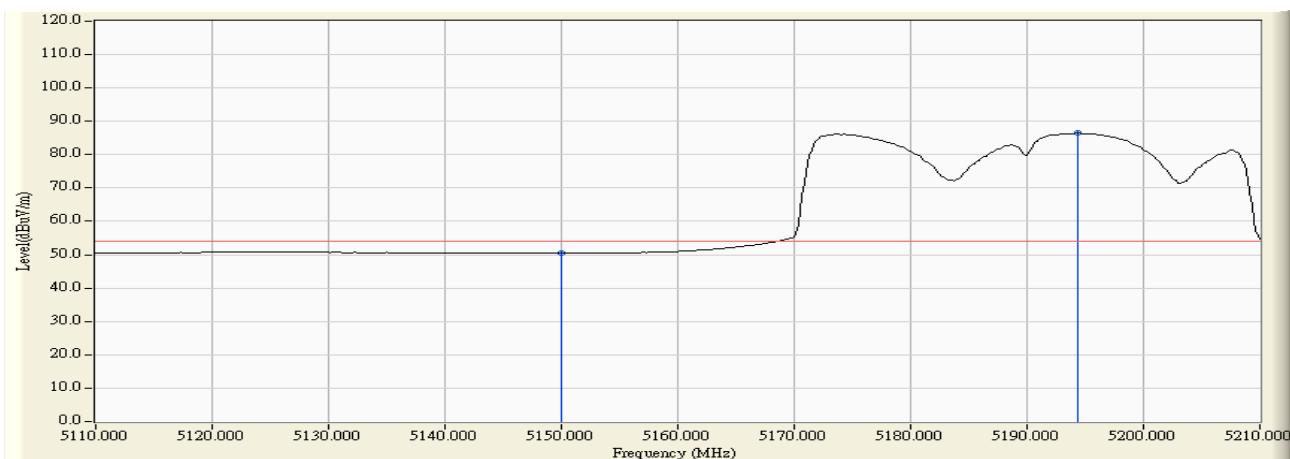
		Frequency (MHz)	Correct Factor (dB)	Reading Level (dBuV)	Measure Level (dBuV/m)	Margin (dB)	Limit (dBuV/m)	Detector Type
1	*	5705.908	2.635	93.981	96.616	N/A	N/A	AVERAGE
2		5725.000	2.763	49.845	52.608	-15.692	68.300	AVERAGE

<b>Engineer : Jame</b>	
<b>Site : AC-2 (3m Semi-Anechoic Chamber)</b>	<b>Time : 2009/07/23 - 10:59</b>
<b>Limit : FCC_SpartC_15.209_03M_PK</b>	<b>Margin : 0</b>
<b>Probe : 9120D_499(1-18GHz) - HORIZONTAL</b>	<b>Power : AC 120V/60Hz</b>
<b>EUT : Wireless LAN Access Point</b>	<b>Note : Mode 3:Transmit at channel 5190MHz By 802.11n(40MHz) Chain A+B+C</b>



		Frequency (MHz)	Correct Factor (dB)	Reading Level (dBuV)	Measure Level (dBuV/m)	Margin (dB)	Limit (dBuV/m)	Detector Type
1		5150.000	1.093	62.498	63.591	-10.379	73.970	PEAK
2	*	5200.167	1.152	98.221	99.374	N/A	N/A	PEAK

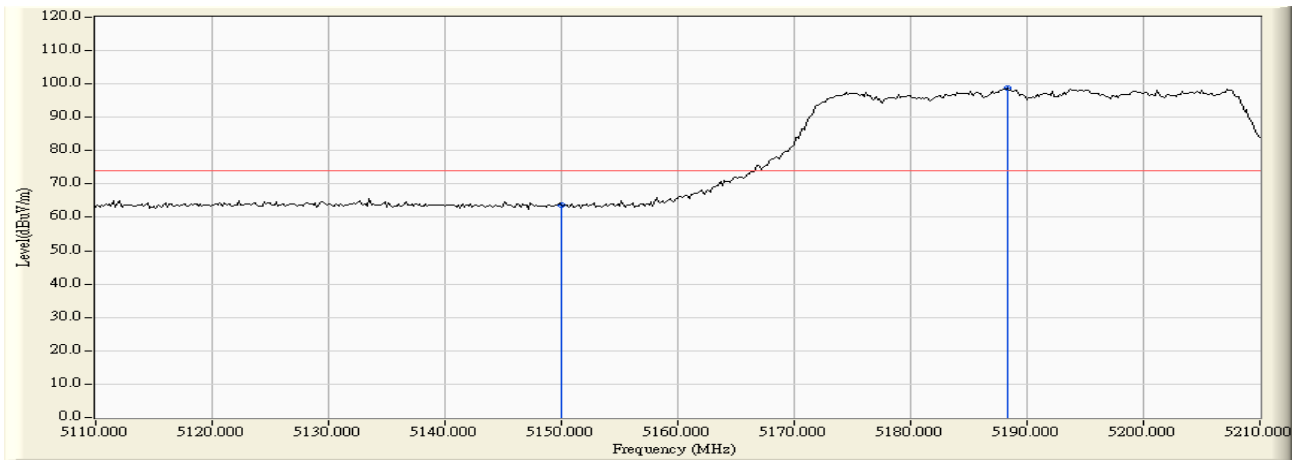
<b>Engineer : Jame</b>	
<b>Site : AC-2 (3m Semi-Anechoic Chamber)</b>	<b>Time : 2009/07/23 - 10:59</b>
<b>Limit : FCC_SpartC_15.209_03M_AV</b>	<b>Margin : 0</b>
<b>Probe : 9120D_499(1-18GHz) - HORIZONTAL</b>	<b>Power : AC 120V/60Hz</b>
<b>EUT : Wireless LAN Access Point</b>	<b>Note : Mode 3:Transmit at channel 5190MHz By 802.11n(40MHz) Chain A+B+C</b>



		Frequency (MHz)	Correct Factor (dB)	Reading Level (dBuV)	Measure Level (dBuV/m)	Margin (dB)	Limit (dBuV/m)	Detector Type
1		5150.000	1.093	49.358	50.451	-3.519	53.970	AVERAGE
2	*	5194.333	1.150	85.296	86.447	N/A	N/A	AVERAGE

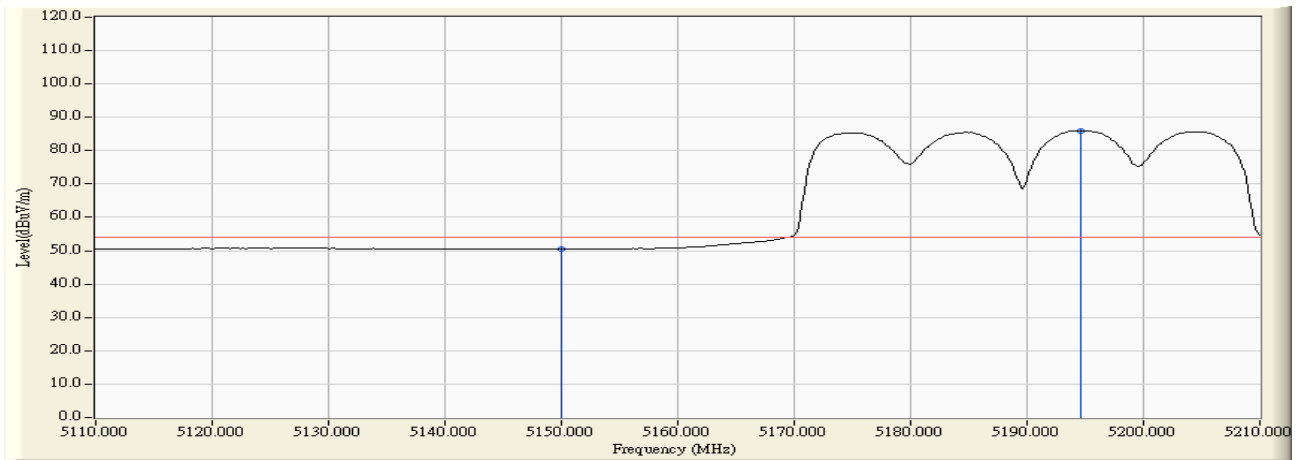


<b>Engineer : Jame</b>	
<b>Site : AC-2 (3m Semi-Anechoic Chamber)</b>	<b>Time : 2009/07/23 - 11:00</b>
<b>Limit : FCC_SpartC_15.209_03M_PK</b>	<b>Margin : 0</b>
<b>Probe : 9120D_499(1-18GHz) - VERTICAL</b>	<b>Power : AC 120V/60Hz</b>
<b>EUT : Wireless LAN Access Point</b>	<b>Note : Mode 3:Transmit at channel 5190MHz By 802.11n(40MHz) Chain A+B+C</b>



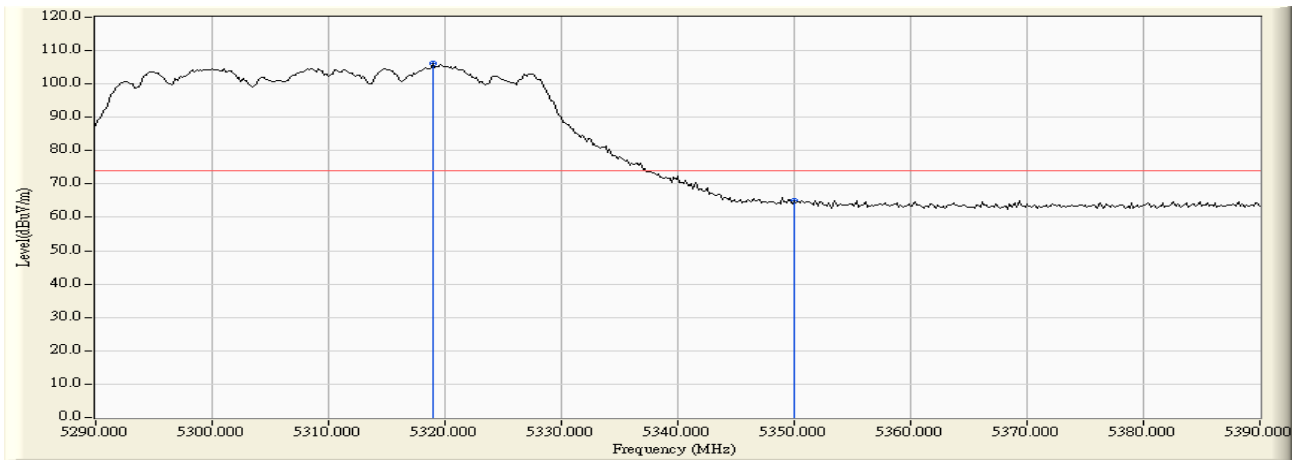
		Frequency (MHz)	Correct Factor (dB)	Reading Level (dBuV)	Measure Level (dBuV/m)	Margin (dB)	Limit (dBuV/m)	Detector Type
1		5150.000	1.093	62.583	63.676	-10.294	73.970	PEAK
2	*	5188.333	1.146	97.564	98.709	N/A	N/A	PEAK

Engineer : Jame	
Site : AC-2 (3m Semi-Anechoic Chamber)	Time : 2009/07/23 - 11:00
Limit : FCC_SpartC_15.209_03M_AV	Margin : 0
Probe : 9120D_499(1-18GHz) - VERTICAL	Power : AC 120V/60Hz
EUT : Wireless LAN Access Point	Note : Mode 3:Transmit at channel 5190MHz By 802.11n(40MHz) Chain A+B+C



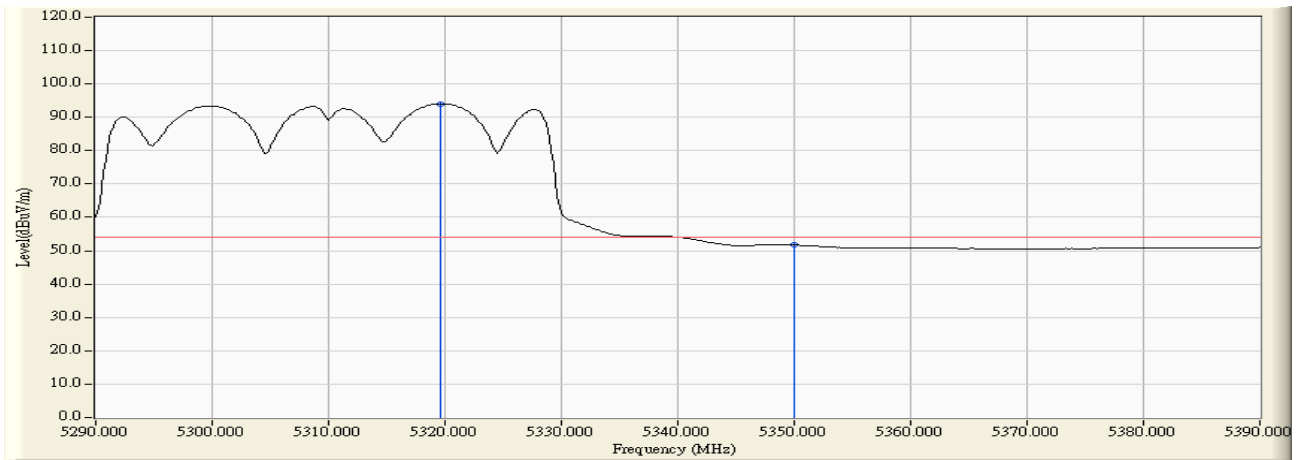
		Frequency (MHz)	Correct Factor (dB)	Reading Level (dBuV)	Measure Level (dBuV/m)	Margin (dB)	Limit (dBuV/m)	Detector Type
1		5150.000	1.093	49.363	50.456	-3.514	53.970	AVERAGE
2	*	5194.667	1.151	84.893	86.044	N/A	N/A	AVERAGE

<b>Engineer : Jame</b>	
<b>Site : AC-2 (3m Semi-Anechoic Chamber)</b>	<b>Time : 2009/07/23 - 11:02</b>
<b>Limit : FCC_SpartC_15.209_03M_PK</b>	<b>Margin : 0</b>
<b>Probe : 9120D_499(1-18GHz) - HORIZONTAL</b>	<b>Power : AC 120V/60Hz</b>
<b>EUT : Wireless LAN Access Point</b>	<b>Note : Mode 3:Transmit at channel 5310MHz By 802.11n(40MHz) Chain A+B+C</b>



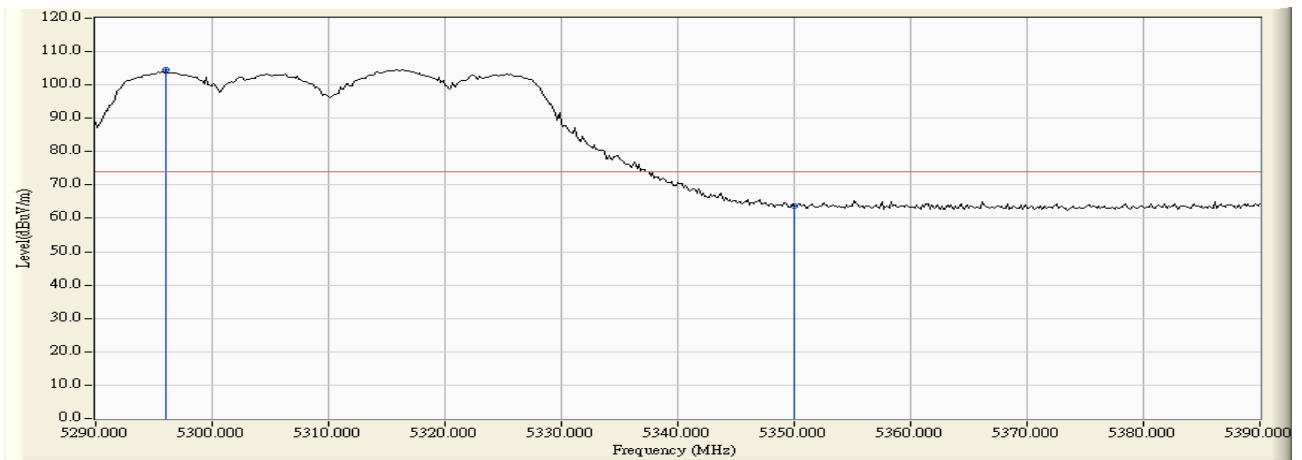
		Frequency (MHz)	Correct Factor (dB)	Reading Level (dBuV)	Measure Level (dBuV/m)	Margin (dB)	Limit (dBuV/m)	Detector Type
1	*	5319.000	1.387	104.761	106.149	N/A	N/A	PEAK
2		5350.000	1.298	63.603	64.901	-9.069	73.970	PEAK

Engineer : Jame	
Site : AC-2 (3m Semi-Anechoic Chamber)	Time : 2009/07/23 - 11:02
Limit : FCC_SpartC_15.209_03M_AV	Margin : 0
Probe : 9120D_499(1-18GHz) - HORIZONTAL	Power : AC 120V/60Hz
EUT : Wireless LAN Access Point	Note : Mode 3:Transmit at channel 5310MHz By 802.11n(40MHz) Chain A+B+C



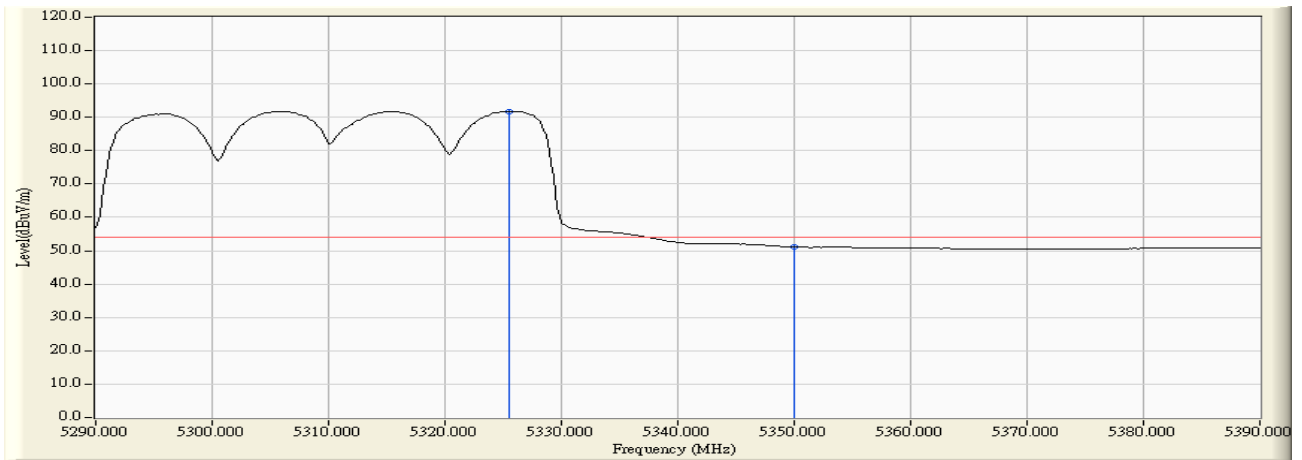
		Frequency (MHz)	Correct Factor (dB)	Reading Level (dBuV)	Measure Level (dBuV/m)	Margin (dB)	Limit (dBuV/m)	Detector Type
1	*	5319.667	1.385	92.612	93.997	N/A	N/A	AVERAGE
2		5350.000	1.298	50.497	51.795	-2.175	53.970	AVERAGE

<b>Engineer : Jame</b>	
<b>Site : AC-2 (3m Semi-Anechoic Chamber)</b>	<b>Time : 2009/07/23 - 11:04</b>
<b>Limit : FCC_SpartC_15.209_03M_PK</b>	<b>Margin : 0</b>
<b>Probe : 9120D_499(1-18GHz) - VERTICAL</b>	<b>Power : AC 120V/60Hz</b>
<b>EUT : Wireless LAN Access Point</b>	<b>Note : Mode 3:Transmit at channel 5310MHz By 802.11n(40MHz) Chain A+B+C</b>



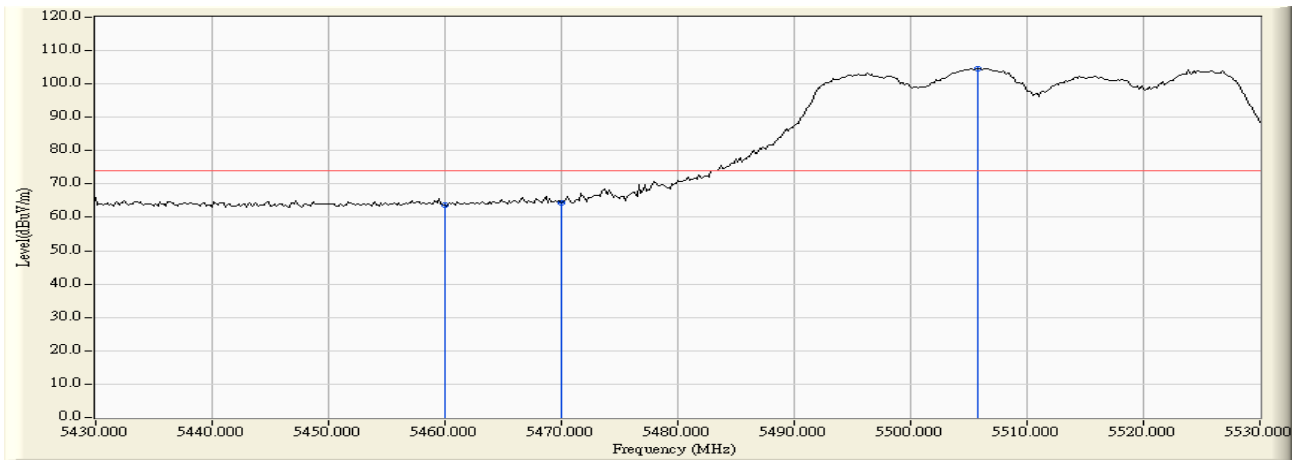
		Frequency (MHz)	Correct Factor (dB)	Reading Level (dBuV)	Measure Level (dBuV/m)	Margin (dB)	Limit (dBuV/m)	Detector Type
1	*	5296.000	1.408	103.138	104.546	N/A	N/A	PEAK
2		5350.000	1.298	62.347	63.645	-10.325	73.970	PEAK

<b>Engineer : Jame</b>	
<b>Site : AC-2 (3m Semi-Anechoic Chamber)</b>	<b>Time : 2009/07/23 - 11:04</b>
<b>Limit : FCC_SpartC_15.209_03M_AV</b>	<b>Margin : 0</b>
<b>Probe : 9120D_499(1-18GHz) - VERTICAL</b>	<b>Power : AC 120V/60Hz</b>
<b>EUT : Wireless LAN Access Point</b>	<b>Note : Mode 3:Transmit at channel 5310MHz By 802.11n(40MHz) Chain A+B+C</b>



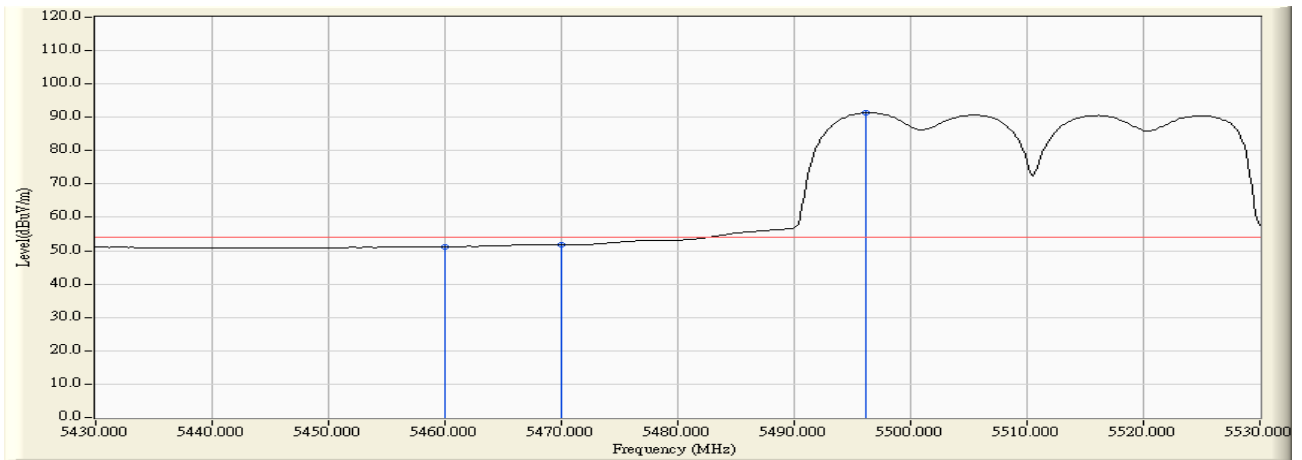
		Frequency (MHz)	Correct Factor (dB)	Reading Level (dBuV)	Measure Level (dBuV/m)	Margin (dB)	Limit (dBuV/m)	Detector Type
1	*	5325.500	1.364	90.465	91.829	N/A	N/A	AVERAGE
2		5350.000	1.298	49.819	51.117	-2.853	53.970	AVERAGE

Engineer : Jame	
Site : AC-2 (3m Semi-Anechoic Chamber)	Time : 2009/07/23 - 11:06
Limit : FCC_SpartC_15.209_03M_PK	Margin : 0
Probe : 9120D_499(1-18GHz) - HORIZONTAL	Power : AC 120V/60Hz
EUT : Wireless LAN Access Point	Note : Mode 3:Transmit at channel 5510MHz By 802.11n(40MHz) Chain A+B+C



		Frequency (MHz)	Correct Factor (dB)	Reading Level (dBuV)	Measure Level (dBuV/m)	Margin (dB)	Limit (dBuV/m)	Detector Type
1		5460.000	2.054	61.551	63.605	-10.365	73.970	PEAK
2		5470.000	2.086	62.119	64.205	-24.095	88.300	PEAK
3	*	5505.833	2.188	102.419	104.608	N/A	N/A	PEAK

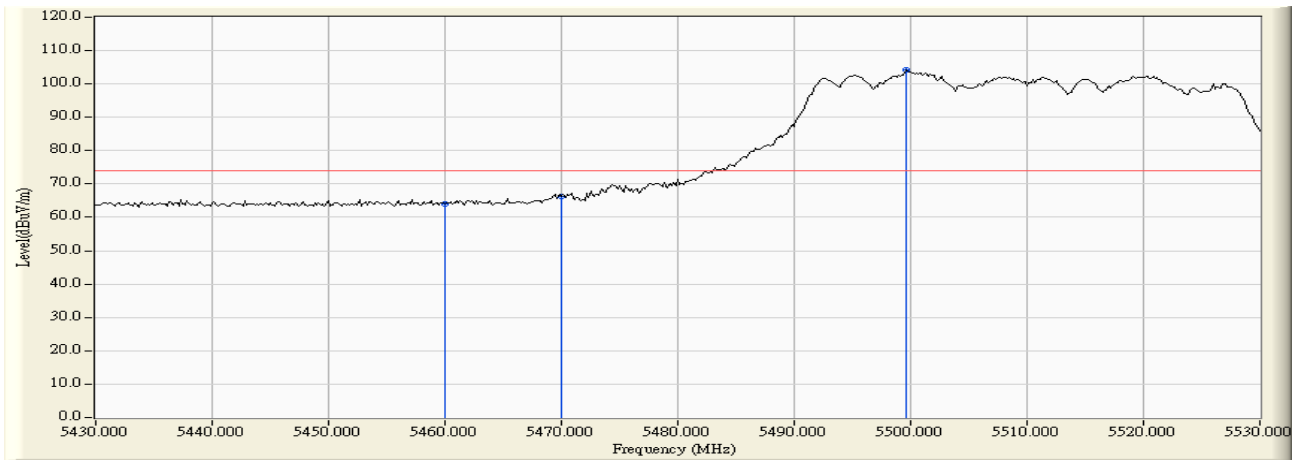
Engineer : Jame	
Site : AC-2 (3m Semi-Anechoic Chamber)	Time : 2009/07/23 - 11:06
Limit : FCC_SpartC_15.209_03M_AV	Margin : 0
Probe : 9120D_499(1-18GHz) - HORIZONTAL	Power : AC 120V/60Hz
EUT : Wireless LAN Access Point	Note : Mode 3:Transmit at channel 5510MHz By 802.11n(40MHz) Chain A+B+C



		Frequency (MHz)	Correct Factor (dB)	Reading Level (dBuV)	Measure Level (dBuV/m)	Margin (dB)	Limit (dBuV/m)	Detector Type
1		5460.000	2.054	49.143	51.197	-2.773	53.970	AVERAGE
2		5470.000	2.086	49.612	51.698	-16.602	68.300	AVERAGE
3	*	5496.167	2.172	89.243	91.414	N/A	N/A	AVERAGE

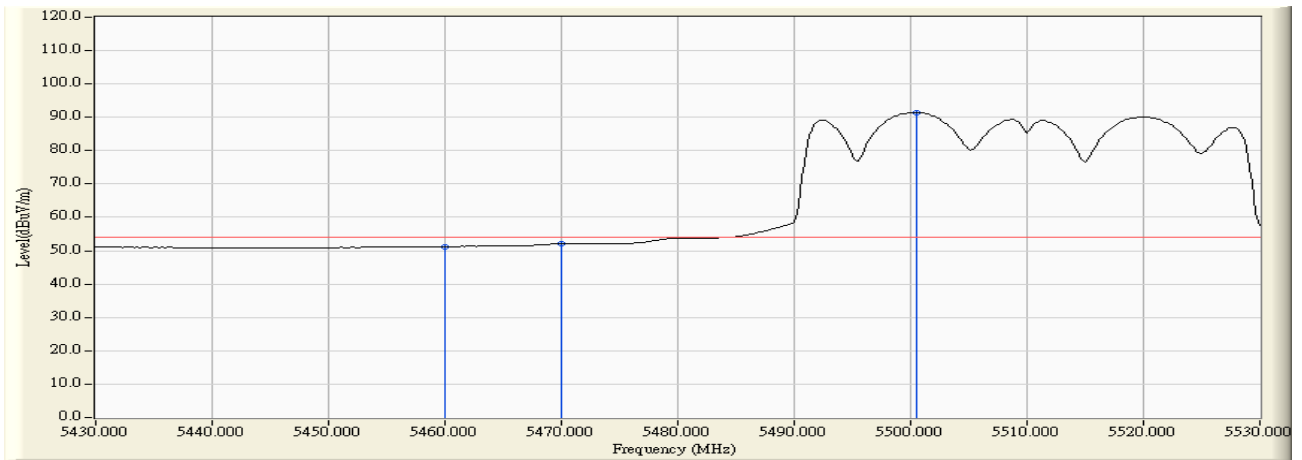


Engineer : Jame	
Site : AC-2 (3m Semi-Anechoic Chamber)	Time : 2009/07/23 - 11:07
Limit : FCC_SpartC_15.209_03M_PK	Margin : 0
Probe : 9120D_499(1-18GHz) - VERTICAL	Power : AC 120V/60Hz
EUT : Wireless LAN Access Point	Note : Mode 3:Transmit at channel 5510MHz By 802.11n(40MHz) Chain A+B+C



		Frequency (MHz)	Correct Factor (dB)	Reading Level (dBuV)	Measure Level (dBuV/m)	Margin (dB)	Limit (dBuV/m)	Detector Type
1		5460.000	2.054	61.938	63.992	-9.978	73.970	PEAK
2		5470.000	2.086	64.041	66.127	-22.173	88.300	PEAK
3	*	5499.667	2.179	102.042	104.221	N/A	N/A	PEAK

Engineer : Jame	
Site : AC-2 (3m Semi-Anechoic Chamber)	Time : 2009/07/23 - 11:07
Limit : FCC_SpartC_15.209_03M_AV	Margin : 0
Probe : 9120D_499(1-18GHz) - VERTICAL	Power : AC 120V/60Hz
EUT : Wireless LAN Access Point	Note : Mode 3:Transmit at channel 5510MHz By 802.11n(40MHz) Chain A+B+C



		Frequency (MHz)	Correct Factor (dB)	Reading Level (dBuV)	Measure Level (dBuV/m)	Margin (dB)	Limit (dBuV/m)	Detector Type
1		5460.000	2.054	49.187	51.241	-2.729	53.970	AVERAGE
2		5470.000	2.086	50.064	52.150	-16.150	68.300	AVERAGE
3	*	5500.500	2.181	89.342	91.523	N/A	N/A	AVERAGE

## 11. Frequency Stability

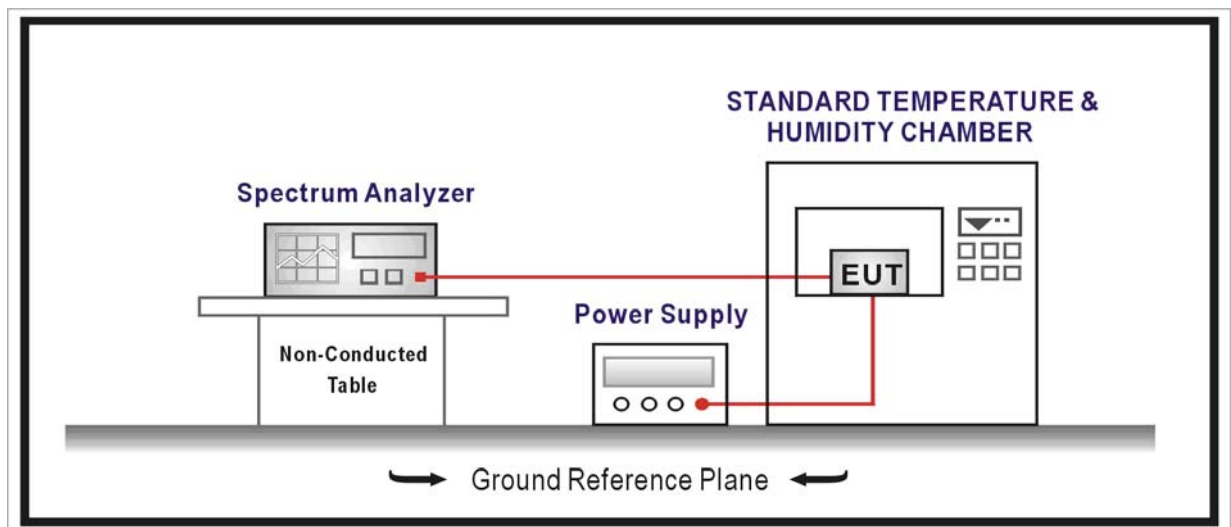
### 11.1. Test Equipment

Frequency Stability / AC-6

Instrument	Manufacturer	Type No.	Serial No.	Cal. Date
Spectrum Analyzer	Agilent	E4446A	MY45300103	2009/06/11
AC Power Supply	IDRC	CF-500TP	979422	2008/10/30
DC Power Supply	IDRC	CD-035-020PR	977272	2008/10/30
Programmable Temperature & Humidity Chamber	Gaoyu	TH-1P-B	WIT-05121302	2009/01/19
Temperature/Humidity Meter	zhicheng	ZC1-2	QT-TH007	2009/03/30

Note: All equipments are calibrated with traceable calibrations. Each calibration is traceable to the national or international standards.

### 11.2. Test Setup



### 11.3. Limit

Manufactures of U-NII devices are responsible for ensuring frequency stability such that an emission is maintained within the band of operation under all conditions of normal operation as specified in the user's manual.

## 11.4. Test Procedure

### **Frequency Stability Under Temperature Variations:**

The equipment under test was connected to an external AC or DC power supply and input rated voltage. RF output was connected to a frequency counter or spectrum analyzer via feed through attenuators. The EUT was placed inside the temperature chamber. Set the spectrum analyzer RBW low enough to obtain the desired frequency resolution and measure EUT 20°C operating frequency as reference frequency. Turn EUT off and set the chamber temperature to highest. After the temperature stabilized for approximately 30 minutes recorded the frequency. Repeat step measure with 10°C decreased per stage until the lowest temperature reached.

### **Frequency Stability Under Voltage Variations:**

Set chamber temperature to 20°C. Use a variable AC power supply / DC power source to power the EUT and set the voltage to rated voltage. Set the spectrum analyzer RBW low enough to obtain the desired frequency resolution and recorded the frequency.

Reduce the input voltage to specify extreme voltage variation ( $\pm 15\%$ ) and endpoint, record the maximum frequency change.

## 11.5. Uncertainty

The measurement uncertainty is defined as  $\pm 100$  Hz

11.6. Test Result

Product	:	Wireless LAN Access Point
Test Item	:	Frequency Stability
Test Site	:	AC-6
Test Mode	:	Carrier Transmit

Operating Frequency: 5180MHz					
Temp (°C)	Voltage (AC)	Frequency Tolerance (ppm)			
		0 minutes	2 minutes	5 minutes	10 minutes
-20	102	2.13	2.13	2.19	2.18
	120	1.98	1.97	1.96	1.98
	138	2.22	2.21	2.21	2.14
20	102	2.13	2.13	2.19	2.18
	120	1.96	1.96	1.95	1.94
	138	2.21	2.21	2.21	2.14
55	102	2.13	2.13	2.19	2.18
	120	1.97	1.96	1.96	1.94
	138	2.22	2.20	2.18	2.16

Operating Frequency: 5700MHz					
Temp (°C)	Voltage (AC)	Frequency Tolerance (ppm)			
		0 minutes	2 minutes	5 minutes	10 minutes
-20	102	2.02	2.03	2.01	2.02
	120	1.68	1.68	1.66	1.65
	138	2.12	2.11	2.08	2.09
20	102	2.02	2.03	2.01	2.02
	120	1.68	1.68	1.66	1.65
	138	2.13	2.11	2.08	2.09
55	102	2.02	2.03	2.01	2.02
	120	1.69	1.67	1.66	1.65
	138	2.12	2.12	2.08	2.09