

# FCC Part 15.407 Test Report

Product Name : Wireless LAN Access Point

Model No. : WA2612-AGN, WL-607

FCC ID : O9C-WL607

Applicant : 3COM Corporation

Address : 350 Campus Drive, Marlborough, MA 01752-3064,USA

Date of Receipt : 2009/07/16

Issued Date : 2009/11/23

Report No. : 09BS090R-RF-US-P09V01

Report Version : V1.0

The test results relate only to the samples tested.

The test results shown in the test report are traceable to the national/international standard through the calibration of the equipment and evaluated measurement uncertainty herein.

This report must not be used to claim product endorsement by CNLA, NVLAP or any agency of the Government. The test report shall not be reproduced except in full without the written approval of QuieTek Corporation.

# Test Report Certification

Issued Date : 2009/11/23

Report No. : 09BS090R-RF-US-P09V01



Product Name : Wireless LAN Access Point  
 Applicant : 3COM Corporation  
 Address : 350 Campus Drive, Marlborough, MA 01752-3064,USA  
 Manufacturer : 3COM Corporation  
 Address : 350 Campus Drive, Marlborough, MA 01752-3064,USA  
 Model No. : H3C WA2612-AGN, WL-607  
 FCC ID : O9C-WL607  
 EUT Voltage : 48Vdc, 180mA (PoE Input)  
 Trade Name : H3C, 3COM  
 Applicable Standard : FCC CFR Title 47 Part 15 Subpart E: 2008  
 ANSI C63.4: 2003  
 Test Result : Complied  
 Performed Location : SuZhou EMC laboratory  
 No.99 Hongye Rd., Suzhou Industrial Park Loufeng  
 Hi-Tech Development Zone., SuZhou, China  
 TEL: +86-512-6251-5088 / FAX: +86-512-6251-5098  
 FCC Registration Number: 800392

Documented By : Alice Ni  
 ( Alice Ni )

Reviewed By : Marlin Chen  
 ( Marlin Chen )

Approved By : Gene Chang  
 ( Gene Chang )

## Laboratory Information

We , **Quietek Corporation**, are an independent EMC and safety consultancy that was established the whole facility in our laboratories. The test facility has been accredited by the following accreditation Bodies in compliance with ISO 17025, EN 45001 and Guide 25:

Taiwan R.O.C.	: BSMI, DGT, CNLA
Germany	: TUV Rheinland
Norway	: Nemko, DNV
USA	: FCC, NVLAP
Japan	: VCCI

The related certificate for our laboratories about the test site and management system can be downloaded from Quietek Corporation's Web Site : <http://tw.quietek.com/modules/myalbum/>  
 The address and introduction of Quietek Corporation's laboratories can be founded in our Web site : <http://www.quietek.com/>  
 If you have any comments, Please don't hesitate to contact us. Our contact information is as below:

### HsinChu Testing Laboratory :

No.75-2, 3rd Lin, Wangye Keng, Yonghxing Tsuen, Qionglin Shiang, Hsinchu County 307, Taiwan, R.O.C.  
 TEL:+886-3-592-8858 / FAX:+886-3-592-8859 E-Mail : service@quietek.com



### LinKou Testing Laboratory :

No. 5, Ruei-Shu Valley, Ruei-Ping Tsuen, Lin-Kou Shiang, Taipei, Taiwan, R.O.C.  
 TEL : +886-2-8601-3788 / FAX : 886-2-8601-3789 E-Mail : service@quietek.com



### Suzhou Testing Laboratory :

No.99 Hongye Rd., Suzhou Industrial Park Loufeng Hi-Tech Development Zone., SuZhou, China  
 TEL : +86-512-6251-5088 / FAX : 86-512-6251-5098 E-Mail : service@quietek.com



**TABLE OF CONTENTS**

Description	Page
1. General Information.....	6
1.1. EUT Description .....	6
1.2. Mode of Operation.....	8
1.3. Tested System Details .....	9
1.4. Configuration of Tested System.....	10
1.5. EUT Exercise Software .....	11
2. Technical Test.....	12
2.1. Summary of Test Result .....	12
2.2. Test Environment.....	13
3. Conducted Emission.....	14
3.1. Test Equipment.....	14
3.2. Test Setup .....	14
3.3. Limit.....	15
3.4. Test Procedure .....	15
3.5. Uncertainty .....	15
3.6. Test Result.....	16
4. Radiated Emission .....	22
4.1. Test Equipment.....	22
4.2. Test Setup .....	23
4.3. Limit.....	24
4.4. Test Procedure .....	24
4.5. Uncertainty .....	24
4.6. Test Result.....	25
5. Occupied Bandwidth.....	52
5.1. Test Equipment.....	52
5.2. Test Setup .....	52
5.3. Limit.....	52
5.4. Test Procedure .....	53
5.5. Uncertainty .....	53
5.6. Test Result.....	54
6. Power Output .....	96
6.1. Test Equipment.....	96
6.2. Test Setup .....	96
6.3. Limit.....	96
6.4. Test Procedure .....	97
6.5. Uncertainty .....	97
6.6. Test Result.....	98

7.	Peak Power Spectral Density .....	108
7.1.	Test Equipment.....	108
7.2.	Test Setup .....	108
7.3.	Limit.....	108
7.4.	Test Procedure .....	109
7.5.	Uncertainty .....	109
7.6.	Test Result.....	110
8.	Peak Excursion .....	231
8.1.	Test Equipment.....	231
8.2.	Test Setup .....	231
8.3.	Limit.....	231
8.4.	Test Procedure .....	232
8.5.	Uncertainty .....	232
8.6.	Test Result.....	233
9.	Radiated Emission Band Edge.....	275
9.1.	Test Equipment.....	275
9.2.	Test Setup .....	275
9.3.	Limit.....	276
9.4.	Test Procedure .....	277
9.5.	Uncertainty .....	277
9.6.	Test Result.....	278
10.	Frequency Stability .....	587
10.1.	Test Equipment.....	587
10.2.	Test Setup .....	587
10.3.	Limit.....	587
10.4.	Test Procedure .....	588
10.5.	Uncertainty .....	588
10.6.	Test Result.....	589

## 1. General Information

### 1.1. EUT Description

Product Name	Wireless LAN Access Point
Trade Name	H3C, 3Com
Model No.	H3C WA2612-AGN, WL-607
Working Voltage	48Vdc, 180mA (PoE Input)
Frequency Range	<p><b>For 2.4GHz Band</b></p> <p>802.11b/g/n(20MHz): 2412~2462MHz</p> <p>802.11n(40MHz): 2422~2452MHz</p> <p><b>For 5.0GHz Band</b></p> <p>802.11a/n(20MHz):</p> <p>5180~5320MHz, 5500~5700MHz, 5745~5825MHz</p> <p>802.11n(40MHz):</p> <p>5190~5310MHz, 5510~5670MHz, 5755~5795MHz</p>
Channel Number	<p><b>For 2.4GHz Band</b></p> <p>802.11b/g/n(20MHz): 11</p> <p>802.11n(40MHz): 7</p> <p><b>For 5.0GHz Band</b></p> <p>802.11a/n(20MHz): 24</p> <p>802.11n(40MHz): 11</p>
Type of Modulation	<p>802.11b: DSSS</p> <p>802.11a/g/n: OFDM</p>
Data Rate	<p>802.11a/g: 6/9/12/18/24/36/48/54 Mbps</p> <p>802.11b: 1/2/5.5/11 Mbps</p> <p>802.11n: up to 450 Mbps</p>
Channel Control	Auto
Antenna Type	Monopole
Antenna Gain	6dBi for 2.4G, 5.1dBi for 5.2G, 5.76dBi for 5.7G, 8.0dBi for 5.8G
AC Adapter	<p>Manufacturer: Zhonghan Electronics (Shenzhen) Co., Ltd.</p> <p>M/N: FSP025-1AD207A</p> <p>Input: 100-240V~, 0.7A, 50-60Hz</p> <p>Output: 48V, 0.52A MAX</p>

Note: H3C WA2612-AGN is identical to WL-607 except model number and trade mark. For model H3C WA2612-AGN, trade mark is H3C and WL-607 with trade mark 3Com.

**For 2.4GHz Band**

802.11b/g/n(20MHz) Working Frequency of Each Channel:							
Channel	Frequency	Channel	Frequency	Channel	Frequency	Channel	Frequency
01	2412 MHz	02	2417 MHz	03	2422 MHz	04	2427 MHz
05	2432 MHz	06	2437 MHz	07	2442 MHz	08	2447 MHz
09	2452 MHz	10	2457 MHz	11	2462 MHz	N/A	N/A
802.11n(40MHz) Working Frequency of Each Channel:							
Channel	Frequency	Channel	Frequency	Channel	Frequency	Channel	Frequency
03	2422 MHz	04	2427 MHz	05	2432 MHz	06	2437 MHz
07	2442 MHz	08	2447 MHz	09	2452 MHz	N/A	N/A

**For 5.0GHz Band**

802.11a/n(20MHz) Working Frequency of Each Channel:							
Channel	Frequency	Channel	Frequency	Channel	Frequency	Channel	Frequency
36	5180 MHz	40	5200 MHz	44	5220 MHz	48	5240 MHz
52	5260 MHz	56	5280 MHz	60	5300 MHz	64	5320 MHz
100	5500 MHz	104	5520 MHz	108	5540 MHz	112	5560 MHz
116	5580 MHz	120	5600 MHz	124	5620 MHz	128	5640 MHz
132	5660 MHz	136	5680 MHz	140	5700 MHz	149	5745 MHz
153	5765 MHz	157	5785 MHz	161	5805 MHz	165	5825 MHz
802.11n(40MHz) Working Frequency of Each Channel:							
Channel	Frequency	Channel	Frequency	Channel	Frequency	Channel	Frequency
38	5190 MHz	46	5230 MHz	54	5270 MHz	62	5310 MHz
102	5510 MHz	110	5550 MHz	118	5590 MHz	126	5630 MHz
134	5670 MHz	151	5755 MHz	159	5795 MHz	N/A	N/A

Note: This Wireless LAN Access Point can not operate in 5600~5650 MHz band in USA.

**802.11a/b/g/n Antenna List**

Antenna	Manufacturer	Model No.
MIMO Antenna	Airgain	N2480-100C

**1.2. Mode of Operation**

Quietek has verified the construction and function in typical operation. All the test modes were carried out with the EUT in normal operation, which was shown in this test report and defined as:

Test Mode
Mode 1: Transmit by 802.11a
Mode 2: Transmit by 802.11n (20MHz Bandwidth)
Mode 3: Transmit by 802.11n (40MHz Bandwidth)

Note:

1. Regards to the frequency band operation: the lowest, middle and highest frequency of channel were selected to perform the test, then shown on this report.
2. This device is a composite device in accordance with Part 15 Subpart B regulations. The function for the receiver was measured and made a test report that the report number is 097S086.

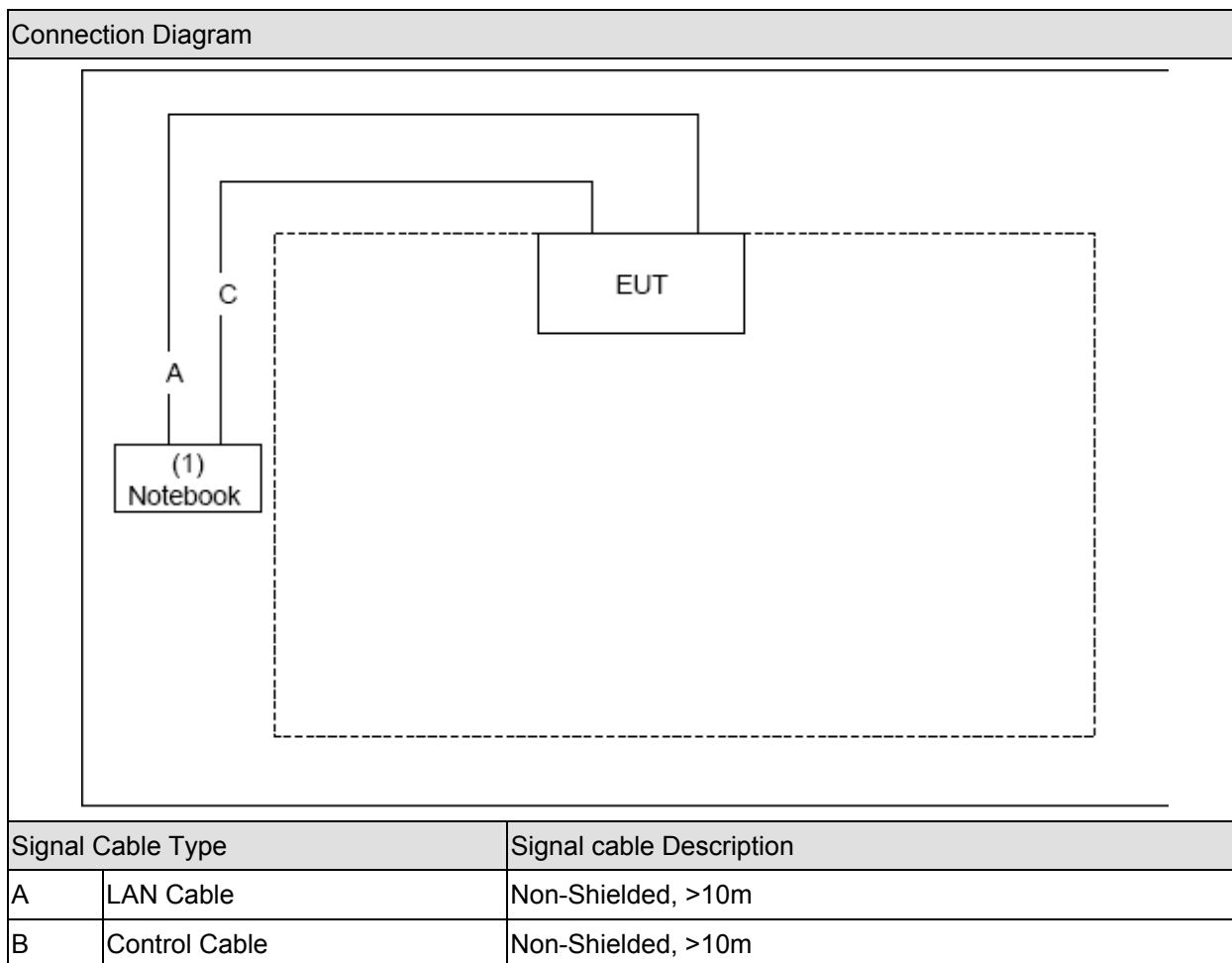


**1.3. Tested System Details**

The types for all equipments, plus descriptions of all cables used in the tested system (including inserted cards) are:

Product		Manufacturer	Model No.	Serial No.	Power Cord
1	Notebook	DELL	PP19L	JH097 A01	Power by adapter

1.4. Configuration of Tested System



**1.5. EUT Exercise Software**

1	Setup the EUT and simulators as shown on above.
2	Turn on the power of equipment.
3	Open the software "ART", then select the transmission mode , test channel and start test.

## 2. Technical Test

### 2.1. Summary of Test Result

- No deviations from the test standards  
 Deviations from the test standards as below description:

Performed Test Item	Normative References	Test Performed	Deviation
Conducted Emission	FCC CFR Title 47 Part 15 Subpart C: 2007 Section 15.207	Yes	No
Radiated Emission	FCC CFR Title 47 Part 15 Subpart C: 2007 Section 15.209	Yes	No
26dB Occupied Bandwidth	FCC CFR Title 47 Part 15 Subpart C: 2007 Section 15.407(a)	Yes	No
Power Output	FCC CFR Title 47 Part 15 Subpart C: 2007 Section 15.407(a)	Yes	No
Peak Power Spectral Density	FCC CFR Title 47 Part 15 Subpart C: 2007 Section 15.407(a)	Yes	No
Peak Excursion	FCC CFR Title 47 Part 15 Subpart C: 2007 Section 15.407(a)(6)	Yes	No
Radiated Emission Band Edge	FCC CFR Title 47 Part 15 Subpart C: 2007 Section 15.205, 15.407(b)	Yes	No
Frequency Stability	FCC CFR Title 47 Part 15 Subpart C: 2007 Section 15.407(g)	Yes	No

**2.2. Test Environment**

Items	Required (IEC 68-1)	Actual
Temperature (°C)	15-35	21
Humidity (%RH)	25-75	50
Barometric pressure (mbar)	860-1060	950-1000

### 3. Conducted Emission

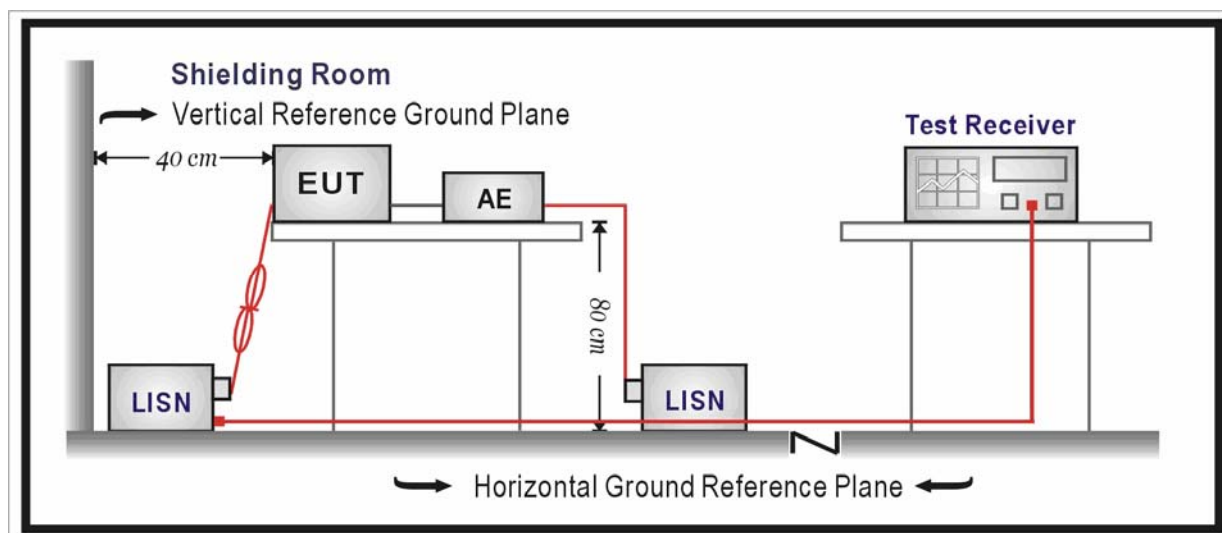
#### 3.1. Test Equipment

Conducted Emission / SR-1

Instrument	Manufacturer	Type No.	Serial No.	Cal. Date
EMI Test Receiver	R&S	ESCI	100726	2009/06/28
Two-Line V-Network	R&S	ENV216	100013	2009/06/28
Two-Line V-Network	R&S	ENV216	100014	2009/06/28
50ohm Coaxial Switch	Anritsu	MP59B	6200464462	2008/11/25
50ohm Termination	SHX	TF2	07081401	2008/10/19
Coaxial Cable	Luthi	RG214	519358	2008/11/25
Temperature/Humidity Meter	zhicheng	ZC1-2	QT-TH004	2009/03/31

Note: All equipments are calibrated with traceable calibrations. Each calibration is traceable to the national or international standards.

#### 3.2. Test Setup



**3.3. Limit**

FCC Part 15 Subpart C Paragraph 15.207 Limits		
Frequency (MHz)	QP (dBuV)	AV (dBuV)
0.15 - 0.50	66 - 56	56 - 46
0.50 - 5.0	56	46
5.0 - 30	60	50

Note 1: The lower limit shall apply at the transition frequencies.

Note 2: The limit decreases linearly with the logarithm of the frequency in the range 0.15 MHz to 0.5 MHz.

**3.4. Test Procedure**

The EUT was setup according to ANSI C63.4, 2003.

The EUT was placed on a platform of nominal size, 1 m by 1.5 m, raised 80 cm above the conducting ground plane. The vertical conducting plane was located 40 cm to the rear of the EUT. All other surfaces of EUT were at least 80 cm from any other grounded conducting surface. The EUT and simulators are connected to the main power through a line impedance stabilization network (LISN). The LISN provides a 50 ohm /50uH coupling impedance for the measuring equipment. The peripheral devices are also connected to the main power through a LISN. (Please refer to the block diagram of the test setup and photographs)

Each current-carrying conductor of the EUT power cord, except the ground (safety) conductor, was individually connected through a LISN to the input power source.

The excess length of the power cord between the EUT and the LISN receptacle were folded back and forth at the center of the lead to form a bundle not exceeding 40 cm in length.

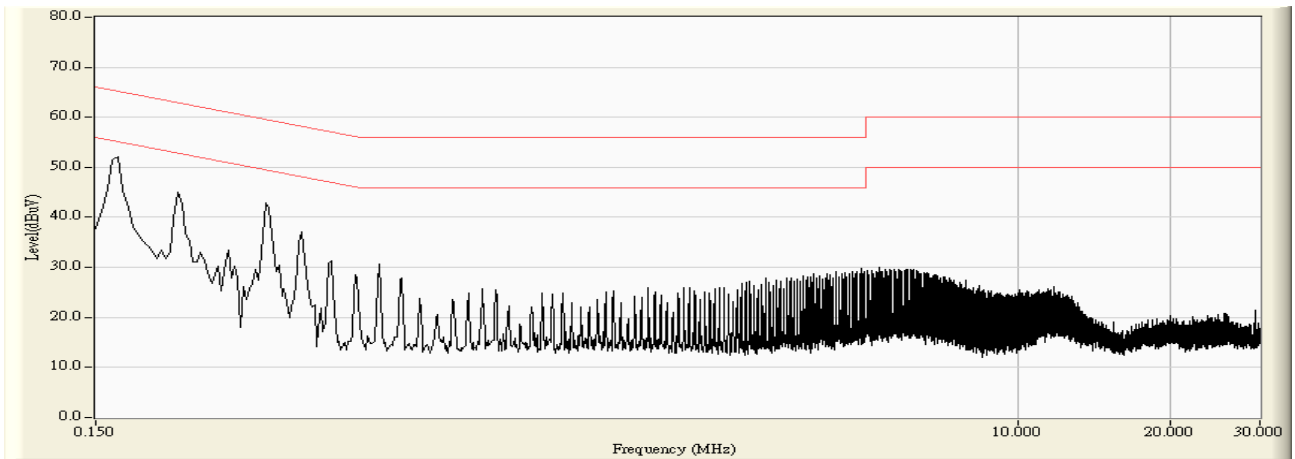
Conducted emissions were investigated over the frequency range from 0.15MHz to 30MHz using a receiver bandwidth of 9kHz.

**3.5. Uncertainty**

The measurement uncertainty is defined as  $\pm 2.02$  dB

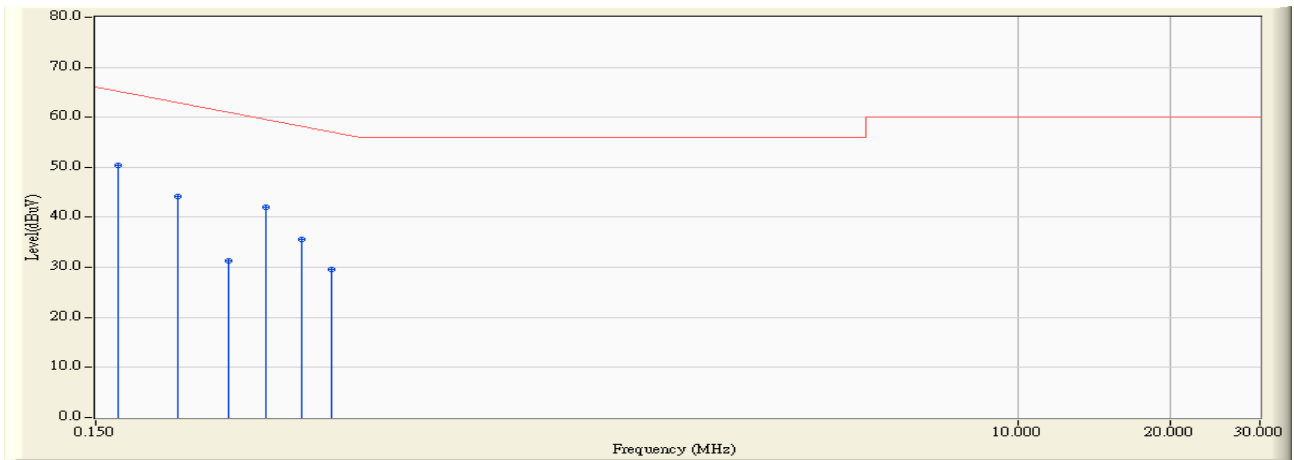
**3.6. Test Result**

Engineer : Jame	
Site : SR-1 (Conducted Emission and Power Disturbance Test)	Time : 2009/07/23 - 16:43
Limit : FCC_Part15.207_00M_QP	Margin : 10
Probe : ENV216_100014(0.009-30MHz) - Line1	Power : AC 120V/60Hz
EUT : Wireless LAN Access Point	Note : Mode 1: Transmit by 802.11b



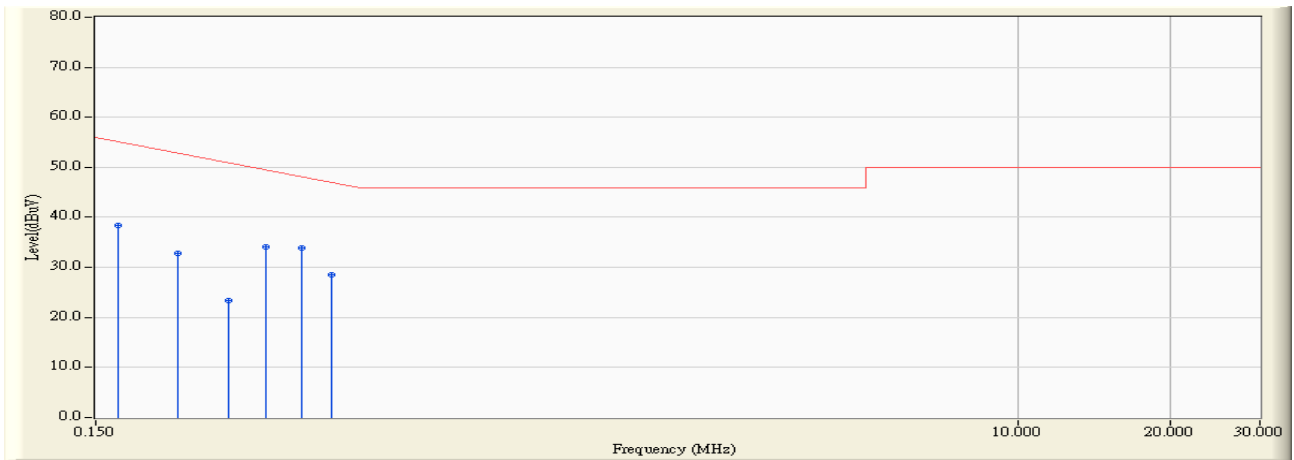


<b>Engineer : Jame</b>	
<b>Site : SR-1 (Conducted Emission and Power Disturbance Test)</b>	<b>Time : 2009/07/23 - 16:45</b>
<b>Limit : FCC_Part15.207_00M_QP</b>	<b>Margin : 0</b>
<b>Probe : ENV216_100014(0.009-30MHz) - Line1</b>	<b>Power : AC 120V/60Hz</b>
<b>EUT : Wireless LAN Access Point</b>	<b>Note : Mode 1: Transmit by 802.11b</b>



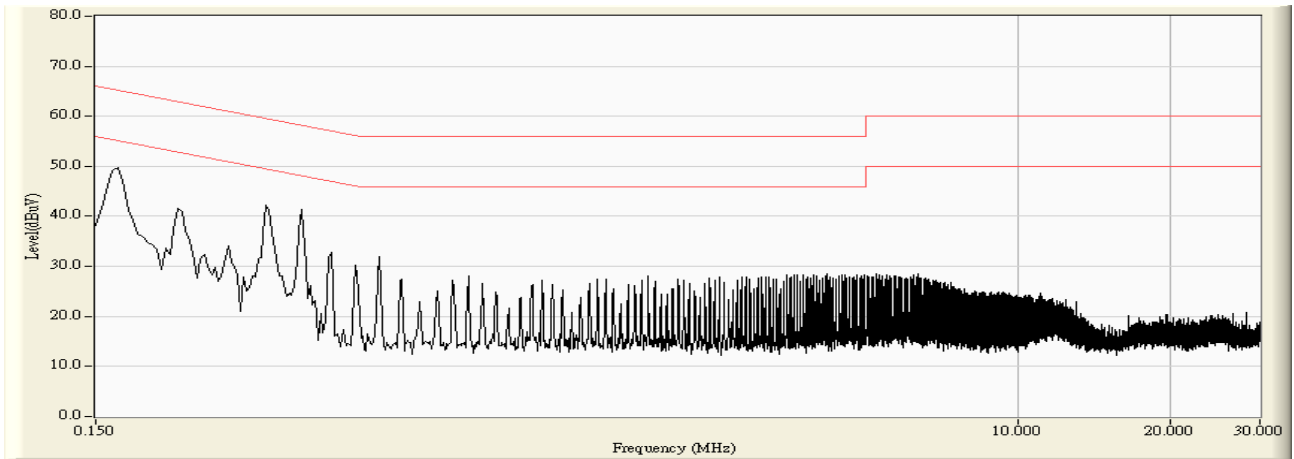
		Frequency (MHz)	Correct Factor (dB)	Reading Level (dBuV)	Measure Level (dBuV)	Margin (dB)	Limit (dBuV)	Detector Type
1	*	0.166	10.084	40.300	50.384	-14.774	65.158	QUASIPeAK
2		0.218	9.446	34.800	44.246	-18.649	62.895	QUASIPeAK
3		0.274	9.477	21.900	31.377	-29.619	60.996	QUASIPeAK
4		0.326	9.511	32.500	42.011	-17.541	59.552	QUASIPeAK
5		0.382	9.549	26.100	35.649	-22.587	58.236	QUASIPeAK
6		0.438	9.586	20.000	29.586	-27.514	57.100	QUASIPeAK

<b>Engineer : Jame</b>	
<b>Site : SR-1 (Conducted Emission and Power Disturbance Test)</b>	<b>Time : 2009/07/23 - 16:45</b>
<b>Limit : FCC_Part15.207_00M_AV</b>	<b>Margin : 0</b>
<b>Probe : ENV216_100014(0.009-30MHz) - Line1</b>	<b>Power : AC 120V/60Hz</b>
<b>EUT : Wireless LAN Access Point</b>	<b>Note : Mode 1: Transmit by 802.11b</b>

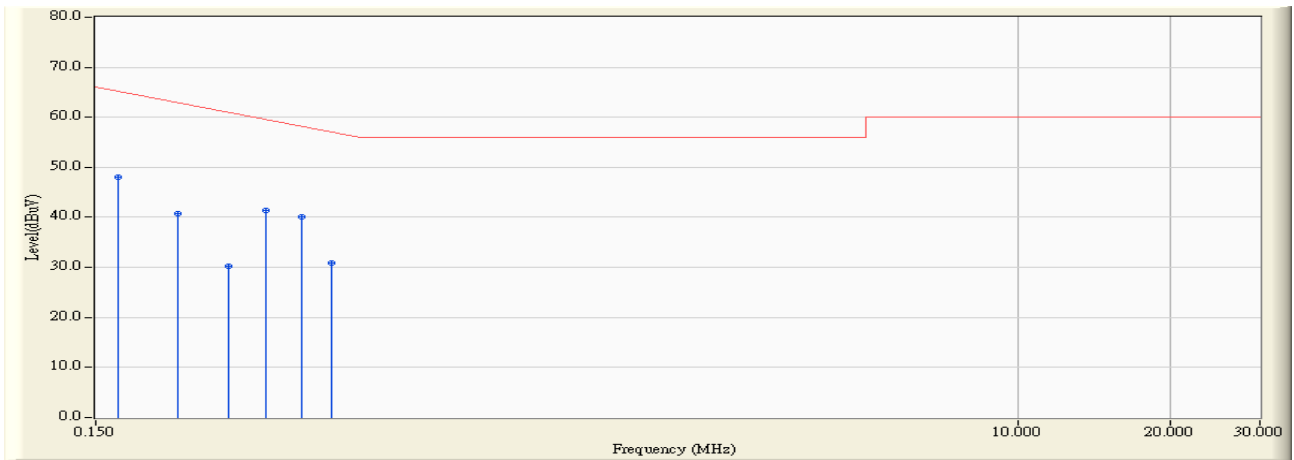


		Frequency (MHz)	Correct Factor (dB)	Reading Level (dBuV)	Measure Level (dBuV)	Margin (dB)	Limit (dBuV)	Detector Type
1		0.166	10.084	28.300	38.384	-16.774	55.158	AVERAGE
2		0.218	9.446	23.300	32.746	-20.149	52.895	AVERAGE
3		0.274	9.477	13.800	23.277	-27.719	50.996	AVERAGE
4		0.326	9.511	24.600	34.111	-15.441	49.552	AVERAGE
5	*	0.382	9.549	24.300	33.849	-14.387	48.236	AVERAGE
6		0.438	9.586	18.900	28.486	-18.614	47.100	AVERAGE

Engineer : Jame	
Site : SR-1 (Conducted Emission and Power Disturbance Test)	Time : 2009/07/23 - 16:39
Limit : FCC_Part15.207_00M_QP	Margin : 10
Probe : ENV216_100014(0.009-30MHz) - Line2	Power : AC 120V/60Hz
EUT : Wireless LAN Access Point	Note : Mode 1: Transmit by 802.11b

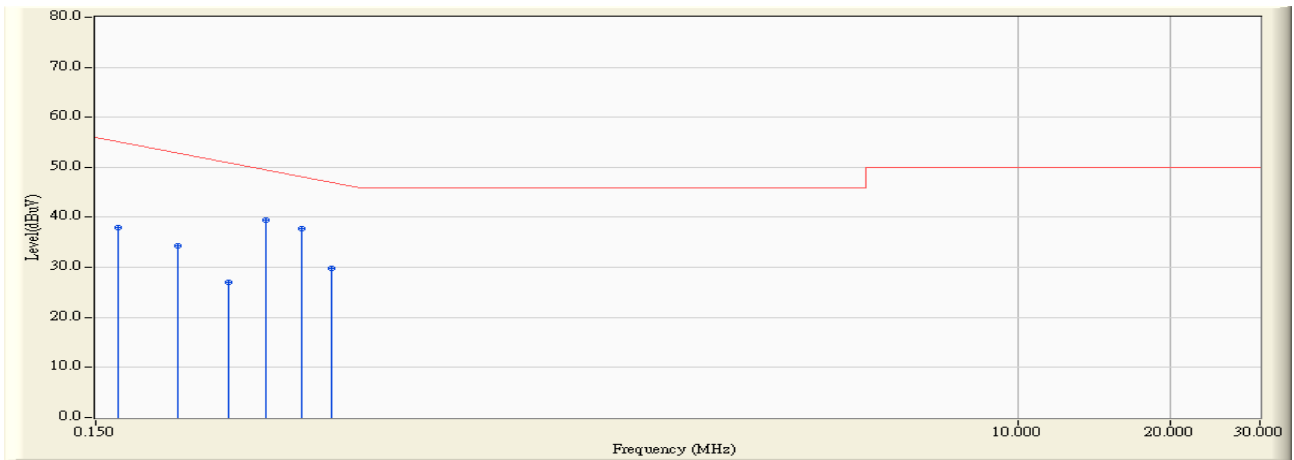


<b>Engineer : Jame</b>	
<b>Site : SR-1 (Conducted Emission and Power Disturbance Test)</b>	<b>Time : 2009/07/23 - 16:41</b>
<b>Limit : FCC_Part15.207_00M_QP</b>	<b>Margin : 0</b>
<b>Probe : ENV216_100014(0.009-30MHz) - Line2</b>	<b>Power : AC 120V/60Hz</b>
<b>EUT : Wireless LAN Access Point</b>	<b>Note : Mode 1: Transmit by 802.11b</b>



		Frequency (MHz)	Correct Factor (dB)	Reading Level (dBuV)	Measure Level (dBuV)	Margin (dB)	Limit (dBuV)	Detector Type
1		0.166	9.952	38.000	47.952	-17.206	65.158	QUASIPeAK
2		0.218	9.584	31.200	40.784	-22.111	62.895	QUASIPeAK
3		0.274	9.588	20.600	30.188	-30.808	60.996	QUASIPeAK
4	*	0.326	9.590	31.900	41.490	-18.062	59.552	QUASIPeAK
5		0.382	9.600	30.600	40.200	-18.036	58.236	QUASIPeAK
6		0.438	9.613	21.300	30.913	-26.187	57.100	QUASIPeAK

<b>Engineer : Jame</b>	
<b>Site : SR-1 (Conducted Emission and Power Disturbance Test)</b>	<b>Time : 2009/07/23 - 16:41</b>
<b>Limit : FCC_Part15.207_00M_AV</b>	<b>Margin : 0</b>
<b>Probe : ENV216_100014(0.009-30MHz) - Line2</b>	<b>Power : AC 120V/60Hz</b>
<b>EUT : Wireless LAN Access Point</b>	<b>Note : Mode 1: Transmit by 802.11b</b>



		Frequency (MHz)	Correct Factor (dB)	Reading Level (dBuV)	Measure Level (dBuV)	Margin (dB)	Limit (dBuV)	Detector Type
1		0.166	9.952	28.000	37.952	-17.206	55.158	AVERAGE
2		0.218	9.584	24.800	34.384	-18.511	52.895	AVERAGE
3		0.274	9.588	17.500	27.088	-23.908	50.996	AVERAGE
4	*	0.326	9.590	29.900	39.490	-10.062	49.552	AVERAGE
5		0.382	9.600	28.100	37.700	-10.536	48.236	AVERAGE
6		0.438	9.613	20.300	29.913	-17.187	47.100	AVERAGE

## 4. Radiated Emission

### 4.1. Test Equipment

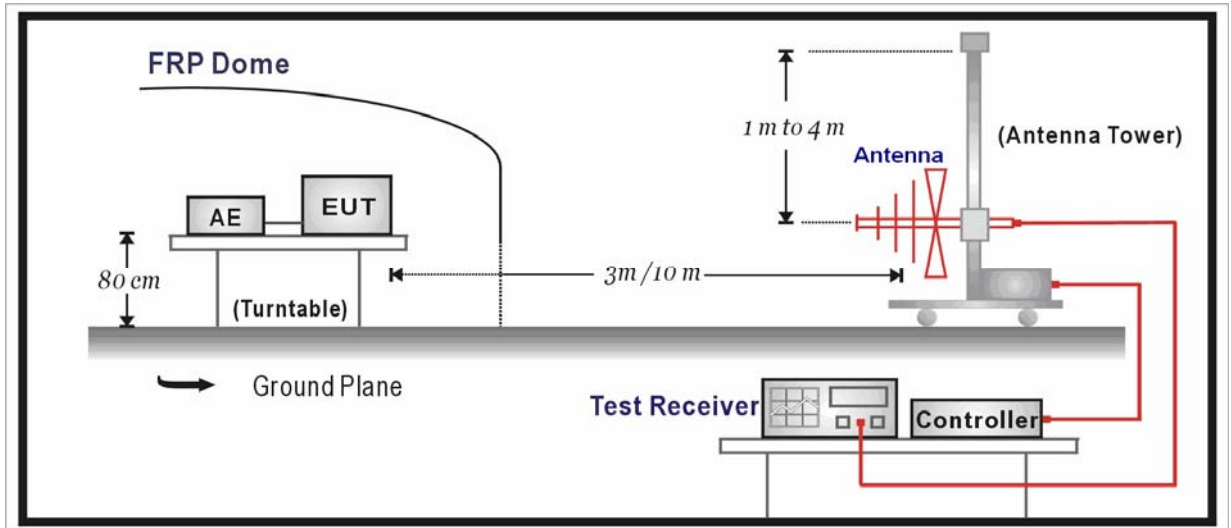
Radiated Emission / AC-2

Instrument	Manufacturer	Type No.	Serial No.	Cal. Date
Spectrum Analyzer	Agilent	E4446A	MY45300103	2009/06/11
EMI Test Receiver	R&S	ESCI	100573	2009/05/10
Preamplifier	Quietek	AP-025C	QT-AP003	2008/11/25
Preamplifier	Quietek	AP-180C	CHM-0602012	2008/11/25
Bilog Type Antenna	Schaffner	CBL6112B	2932	2008/11/22
Broad-Band Horn Antenna	Schwarzbeck	BBHA9120D	496	2008/11/25
Broad-Band Horn Antenna	Schwarzbeck	BBHA9170	294	2008/11/25
High-Pass Filter	Wainwright	WHKX7.0/18G-8SS	SN16	2009/03/03
Low-Pass Filter	Wainwright	WLKS4500-9SS	SN2	2009/03/03
50ohm Coaxial Switch	Anritsu	MP59B	6200447304	2008/11/25
Coaxial Cable	Huber+Suhner	AC2-C	04	2008/11/25
Temperature/Humidity Meter	zhicheng	ZC1-2	QT-TH002	2009/03/31

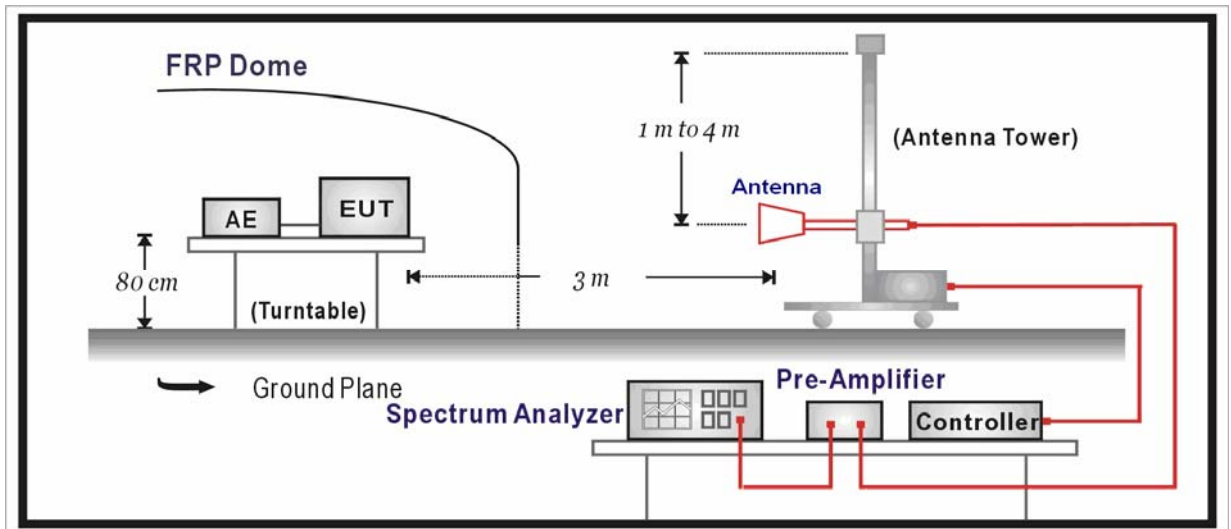
Note 1: All equipments are calibrated with traceable calibrations. Each calibration is traceable to the national or international standards.

**4.2. Test Setup**

Below 1GHz Test Setup:



Above 1GHz Test Setup:



**4.3. Limit**

FCC Part 15 Subpart C Paragraph 15.209		
Frequency (MHz)	Distance (m)	Level (dBuV/m)
30 - 88	3	40
88 - 216	3	43.5
216 - 960	3	46
Above 960	3	54

Note 1: The lower limit shall apply at the transition frequency.

Note 2: Distance refers to the distance in meters between the measuring instrument antenna and the closed point of any part of the device or system.

Note 3: E field strength (dBuV/m) = 20 log E field strength (uV/m)

**4.4. Test Procedure**

The EUT was setup according to ANSI C63.4, 2003.

The EUT is placed on a turn table which is 0.8 meter above ground. The turn table is rotated 360 degrees to determine the position of the maximum emission level. The EUT was positioned such that the distance from antenna to the EUT was 3 meters.

The antenna is scanned from 1 meter to 4 meters to find out the maximum emission level. This is repeated for both horizontal and vertical polarization of the antenna. In order to find the maximum emission, all of the interface cables were manipulated according to ANSI C63.4:2003 on radiated measurement.

The resolution bandwidth below 1GHz setting on the field strength meter is 120 kHz and above 1GHz is 1MHz.

The frequency range from 30MHz to 10th harmonic is checked.

Note: When doing emission measurement above 1GHz, the horn antenna will be bended down a little (as horn antenna has the narrow beamwidth) in order to keeping the antenna in the “cone of radiation” of EUT. The 3dB beamwidth is 60~10 degrees for H-plane and 90~10 degrees for E-plane.

**4.5. Uncertainty**

The measurement uncertainty above 1G is defined as ± 3.9 dB  
 below 1G is defined as ± 3.8 dB



4.6. Test Result

All of the test result shown indicates the worst case, and spectrum analyzer parameters setting as shown below:

Peak detector: RBW = 1MHz, VBW = 3MHz, sweep time = 200ms;

Average detector: RBW = 1MHz, VBW = 10Hz, sweep time = auto.

802.11a

Chain	CH	Antenna	Frequency (MHz)	Measure Level (dBuV/m)	Limit (dBuV/m)	Margin (dB)	Detector
A	36	H	5185.450	103.25	Fundamental	/	PK
		H	463.653	39.89	Spurious	/	QP
		V	633.038	41.28	Spurious	/	QP
		V	7403.702	51.92	Spurious	/	PK
		V	5354.177	43.77	54	-10.23	PK
		V	14470.752	46.35	54	-7.65	PK
		V	24000.000	50.23	54	-3.77	PK
	40	H	5204.725	102.76	Fundamental	/	PK
		H	463.653	39.89	Spurious	/	QP
		V	633.038	41.28	Spurious	/	QP
		V	7403.702	51.92	Spurious	/	PK
		V	5354.177	43.77	54	-10.23	PK
		V	14470.752	46.35	54	-7.65	PK
		V	24000.000	50.23	54	-3.77	PK
	48	H	5239.520	102.84	Fundamental	/	PK
		H	463.653	39.89	Spurious	/	QP
		V	633.038	41.28	Spurious	/	QP
		V	7403.702	51.92	Spurious	/	PK
		V	5354.177	43.77	54	-10.23	PK
		V	14470.752	46.35	54	-7.65	PK
		V	24000.000	50.23	54	-3.77	PK
	52	H	5261.154	108.34	Fundamental	/	PK
		H	463.653	39.89	Spurious	/	QP
		V	633.038	41.28	Spurious	/	QP
V		7403.702	51.92	Spurious	/	PK	
V		5354.177	43.77	54	-10.23	PK	
V		14470.752	46.35	54	-7.65	PK	

		V	24000.000	50.23	54	-3.77	PK
	60	H	5305.732	107.85	Fundamental	/	PK
		H	463.653	39.89	Spurious	/	QP
		V	633.038	41.28	Spurious	/	QP
		V	7403.702	51.92	Spurious	/	PK
		V	5354.177	43.77	54	-10.23	PK
		V	14470.752	46.35	54	-7.65	PK
		V	24000.000	50.23	54	-3.77	PK
	64	H	5323.067	107.45	Fundamental	/	PK
		H	463.653	39.89	Spurious	/	QP
		V	633.038	41.28	Spurious	/	QP
		V	7403.702	51.92	Spurious	/	PK
		V	5354.177	43.77	54	-10.23	PK
		V	14470.752	46.35	54	-7.65	PK
		V	24000.000	50.23	54	-3.77	PK
	100	H	5505.150	108.44	Fundamental	/	PK
		H	463.653	39.89	Spurious	/	QP
		V	633.038	41.28	Spurious	/	QP
		V	7403.702	51.92	Spurious	/	PK
		V	5354.177	43.77	54	-10.23	PK
		V	14470.752	46.35	54	-7.65	PK
		V	24000.000	50.23	54	-3.77	PK
	120	H	5602.705	107.15	Fundamental	/	PK
		H	463.653	39.89	Spurious	/	QP
		V	633.038	41.28	Spurious	/	QP
		V	7403.702	51.92	Spurious	/	PK
		V	5354.177	43.77	54	-10.23	PK
		V	14470.752	46.35	54	-7.65	PK
		V	24000.000	50.23	54	-3.77	PK
	140	H	5704.287	108.36	Fundamental	/	PK
		H	463.653	39.89	Spurious	/	QP
		V	633.038	41.28	Spurious	/	QP
		V	7403.702	51.92	Spurious	/	PK
		V	5354.177	43.77	54	-10.23	PK
		V	14470.752	46.35	54	-7.65	PK
		V	24000.000	50.23	54	-3.77	PK
B	36	H	5183.650	100.34	Fundamental	/	PK

		H	463.653	39.89	Spurious	/	QP
		V	633.038	41.28	Spurious	/	QP
		V	7403.702	51.92	Spurious	/	PK
		V	5354.177	43.77	54	-10.23	PK
		V	14470.752	46.35	54	-7.65	PK
		V	24000.000	50.23	54	-3.77	PK
	40	H	5204.115	103.27	Fundamental	/	PK
		H	463.653	39.89	Spurious	/	QP
		V	633.038	41.28	Spurious	/	QP
		V	7403.702	51.92	Spurious	/	PK
		V	5354.177	43.77	54	-10.23	PK
		V	14470.752	46.35	54	-7.65	PK
	48	V	24000.000	50.23	54	-3.77	PK
		H	5243.950	100.73	Fundamental	/	PK
		H	463.653	39.89	Spurious	/	QP
		V	633.038	41.28	Spurious	/	QP
		V	7403.702	51.92	Spurious	/	PK
		V	5354.177	43.77	54	-10.23	PK
	52	V	14470.752	46.35	54	-7.65	PK
		V	24000.000	50.23	54	-3.77	PK
		H	5265.392	108.52	Fundamental	/	PK
		H	463.653	39.89	Spurious	/	QP
		V	633.038	41.28	Spurious	/	QP
		V	7403.702	51.92	Spurious	/	PK
60	V	5354.177	43.77	54	-10.23	PK	
	V	14470.752	46.35	54	-7.65	PK	
	V	24000.000	50.23	54	-3.77	PK	
	H	5302.473	108.94	Fundamental	/	PK	
	H	463.653	39.89	Spurious	/	QP	
	V	633.038	41.28	Spurious	/	QP	
64	V	7403.702	51.92	Spurious	/	PK	
	V	5354.177	43.77	54	-10.23	PK	
	V	14470.752	46.35	54	-7.65	PK	
	V	24000.000	50.23	54	-3.77	PK	
	H	5323.067	106.62	Fundamental	/	PK	
	H	463.653	39.89	Spurious	/	QP	
	V	633.038	41.28	Spurious	/	QP	

		V	7403.702	51.92	Spurious	/	PK	
		V	5354.177	43.77	54	-10.23	PK	
		V	14470.752	46.35	54	-7.65	PK	
		V	24000.000	50.23	54	-3.77	PK	
	100		H	5505.150	110.14	Fundamental	/	PK
			H	463.653	39.89	Spurious	/	QP
			V	633.038	41.28	Spurious	/	QP
			V	7403.702	51.92	Spurious	/	PK
			V	5354.177	43.77	54	-10.23	PK
			V	14470.752	46.35	54	-7.65	PK
			V	24000.000	50.23	54	-3.77	PK
	120		H	5606.320	109.87	Fundamental	/	PK
			H	463.653	39.89	Spurious	/	QP
			V	633.038	41.28	Spurious	/	QP
			V	7403.702	51.92	Spurious	/	PK
			V	5354.177	43.77	54	-10.23	PK
			V	14470.752	46.35	54	-7.65	PK
			V	24000.000	50.23	54	-3.77	PK
	140		H	5703.286	110.31	Fundamental	/	PK
			H	463.653	39.89	Spurious	/	QP
			V	633.038	41.28	Spurious	/	QP
			V	7403.702	51.92	Spurious	/	PK
			V	5354.177	43.77	54	-10.23	PK
			V	14470.752	46.35	54	-7.65	PK
			V	24000.000	50.23	54	-3.77	PK
	C	36	H	5192.950	102.15	Fundamental	/	PK
			H	463.653	39.89	Spurious	/	QP
			V	633.038	41.28	Spurious	/	QP
V			7403.702	51.92	Spurious	/	PK	
V			5354.177	43.77	54	-10.23	PK	
V			14470.752	46.35	54	-7.65	PK	
V			24000.000	50.23	54	-3.77	PK	
40			H	5206.251	101.74	Fundamental	/	PK
			H	463.653	39.89	Spurious	/	QP
			V	633.038	41.28	Spurious	/	QP
			V	7403.702	51.92	Spurious	/	PK
			V	5354.177	43.77	54	-10.23	PK

		V	14470.752	46.35	54	-7.65	PK
		V	24000.000	50.23	54	-3.77	PK
	48	H	5237.456	100.82	Fundamental	/	PK
			463.653	39.89	Spurious	/	QP
		V	633.038	41.28	Spurious	/	QP
		V	7403.702	51.92	Spurious	/	PK
		V	5354.177	43.77	54	-10.23	PK
		V	14470.752	46.35	54	-7.65	PK
		V	24000.000	50.23	54	-3.77	PK
	52	H	5263.984	109.27	Fundamental	/	PK
			463.653	39.89	Spurious	/	QP
		V	633.038	41.28	Spurious	/	QP
		V	7403.702	51.92	Spurious	/	PK
		V	5354.177	43.77	54	-10.23	PK
		V	14470.752	46.35	54	-7.65	PK
		V	24000.000	50.23	54	-3.77	PK
	60	H	5307.473	110.46	Fundamental	/	PK
			463.653	39.89	Spurious	/	QP
		V	633.038	41.28	Spurious	/	QP
		V	7403.702	51.92	Spurious	/	PK
		V	5354.177	43.77	54	-10.23	PK
		V	14470.752	46.35	54	-7.65	PK
		V	24000.000	50.23	54	-3.77	PK
	64	H	5322.933	105.53	Fundamental	/	PK
			463.653	39.89	Spurious	/	QP
		V	633.038	41.28	Spurious	/	QP
		V	7403.702	51.92	Spurious	/	PK
		V	5354.177	43.77	54	-10.23	PK
V		14470.752	46.35	54	-7.65	PK	
V		24000.000	50.23	54	-3.77	PK	
100	H	5503.500	110.35	Fundamental	/	PK	
		463.653	39.89	Spurious	/	QP	
	V	633.038	41.28	Spurious	/	QP	
	V	7403.702	51.92	Spurious	/	PK	
	V	5354.177	43.77	54	-10.23	PK	
	V	14470.752	46.35	54	-7.65	PK	
	V	24000.000	50.23	54	-3.77	PK	

	120	H	5608.327	108.43	Fundamental	/	PK
		H	463.653	39.89	Spurious	/	QP
		V	633.038	41.28	Spurious	/	QP
		V	7403.702	51.92	Spurious	/	PK
		V	5354.177	43.77	54	-10.23	PK
		V	14470.752	46.35	54	-7.65	PK
		V	24000.000	50.23	54	-3.77	PK
	140	H	5706.493	110.23	Fundamental	/	PK
		H	463.653	39.89	Spurious	/	QP
		V	633.038	41.28	Spurious	/	QP
		V	7403.702	51.92	Spurious	/	PK
		V	5354.177	43.77	54	-10.23	PK
		V	14470.752	46.35	54	-7.65	PK
		V	24000.000	50.23	54	-3.77	PK

802.11n(20MHz)

Chain	CH	Antenna	Frequency (MHz)	Measure Level (dBuV/m)	Limit (dBuV/m)	Margin (dB)	Detector
A	36	H	5183.650	103.34	Fundamental	/	PK
		H	463.653	39.89	Spurious	/	QP
		V	633.038	41.28	Spurious	/	QP
		V	7403.702	51.92	Spurious	/	PK
		V	5354.177	43.77	54	-10.23	PK
		V	14470.752	46.35	54	-7.65	PK
		V	24000.000	50.23	54	-3.77	PK
	40	H	5206.351	101.84	Fundamental	/	PK
		H	463.653	39.89	Spurious	/	QP
		V	633.038	41.28	Spurious	/	QP
		V	7403.702	51.92	Spurious	/	PK
		V	5354.177	43.77	54	-10.23	PK
		V	14470.752	46.35	54	-7.65	PK
		V	24000.000	50.23	54	-3.77	PK
	48	H	5246.842	103.29	Fundamental	/	PK
		H	463.653	39.89	Spurious	/	QP
		V	633.038	41.28	Spurious	/	QP

		V	7403.702	51.92	Spurious	/	PK
		V	5354.177	43.77	54	-10.23	PK
		V	14470.752	46.35	54	-7.65	PK
		V	24000.000	50.23	54	-3.77	PK
	52	H	5267.943	109.05	Fundamental	/	PK
		H	463.653	39.89	Spurious	/	QP
		V	633.038	41.28	Spurious	/	QP
		V	7403.702	51.92	Spurious	/	PK
		V	5354.177	43.77	54	-10.23	PK
		V	14470.752	46.35	54	-7.65	PK
		V	24000.000	50.23	54	-3.77	PK
	60	H	5308.941	110.39	Fundamental	/	PK
		H	463.653	39.89	Spurious	/	QP
		V	633.038	41.28	Spurious	/	QP
		V	7403.702	51.92	Spurious	/	PK
		V	5354.177	43.77	54	-10.23	PK
		V	14470.752	46.35	54	-7.65	PK
		V	24000.000	50.23	54	-3.77	PK
	64	H	5323.200	106.76	Fundamental	/	PK
		H	463.653	39.89	Spurious	/	QP
		V	633.038	41.28	Spurious	/	QP
		V	7403.702	51.92	Spurious	/	PK
		V	5354.177	43.77	54	-10.23	PK
		V	14470.752	46.35	54	-7.65	PK
		V	24000.000	50.23	54	-3.77	PK
	100	H	5503.950	108.02	Fundamental	/	PK
		H	463.653	39.89	Spurious	/	QP
		V	633.038	41.28	Spurious	/	QP
V		7403.702	51.92	Spurious	/	PK	
V		5354.177	43.77	54	-10.23	PK	
V		14470.752	46.35	54	-7.65	PK	
V		24000.000	50.23	54	-3.77	PK	
120	H	5607.943	108.83	Fundamental	/	PK	
	H	463.653	39.89	Spurious	/	QP	
	V	633.038	41.28	Spurious	/	QP	
	V	7403.702	51.92	Spurious	/	PK	
	V	5354.177	43.77	54	-10.23	PK	

		V	14470.752	46.35	54	-7.65	PK	
		V	24000.000	50.23	54	-3.77	PK	
	140	H	5705.236	109.64	Fundamental	/	PK	
		H	463.653	39.89	Spurious	/	QP	
		V	633.038	41.28	Spurious	/	QP	
		V	7403.702	51.92	Spurious	/	PK	
		V	5354.177	43.77	54	-10.23	PK	
		V	14470.752	46.35	54	-7.65	PK	
	B	36	V	24000.000	50.23	54	-3.77	PK
			H	5184.100	100.72	Fundamental	/	PK
			H	463.653	39.89	Spurious	/	QP
			V	633.038	41.28	Spurious	/	QP
			V	7403.702	51.92	Spurious	/	PK
			V	5354.177	43.77	54	-10.23	PK
V			14470.752	46.35	54	-7.65	PK	
40		V	24000.000	50.23	54	-3.77	PK	
		H	5206.384	101.84	Fundamental	/	PK	
		H	463.653	39.89	Spurious	/	QP	
		V	633.038	41.28	Spurious	/	QP	
		V	7403.702	51.92	Spurious	/	PK	
		V	5354.177	43.77	54	-10.23	PK	
		V	14470.752	46.35	54	-7.65	PK	
48	V	24000.000	50.23	54	-3.77	PK		
	H	5247.569	102.66	Fundamental	/	PK		
	H	463.653	39.89	Spurious	/	QP		
	V	633.038	41.28	Spurious	/	QP		
	V	7403.702	51.92	Spurious	/	PK		
	V	5354.177	43.77	54	-10.23	PK		
	V	14470.752	46.35	54	-7.65	PK		
52	V	24000.000	50.23	54	-3.77	PK		
	H	5265.853	108.37	Fundamental	/	PK		
	H	463.653	39.89	Spurious	/	QP		
	V	633.038	41.28	Spurious	/	QP		
	V	7403.702	51.92	Spurious	/	PK		
	V	5354.177	43.77	54	-10.23	PK		
	V	14470.752	46.35	54	-7.65	PK		
		V	24000.000	50.23	54	-3.77	PK	



	60	H	5306.462	107.84	Fundamental	/	PK
		H	463.653	39.89	Spurious	/	QP
		V	633.038	41.28	Spurious	/	QP
		V	7403.702	51.92	Spurious	/	PK
		V	5354.177	43.77	54	-10.23	PK
		V	14470.752	46.35	54	-7.65	PK
		V	24000.000	50.23	54	-3.77	PK
	64	H	5321.867	106.92	Fundamental	/	PK
		H	463.653	39.89	Spurious	/	QP
		V	633.038	41.28	Spurious	/	QP
		V	7403.702	51.92	Spurious	/	PK
		V	5354.177	43.77	54	-10.23	PK
		V	14470.752	46.35	54	-7.65	PK
		V	24000.000	50.23	54	-3.77	PK
	100	H	5503.050	109.09	Fundamental	/	PK
		H	463.653	39.89	Spurious	/	QP
		V	633.038	41.28	Spurious	/	QP
		V	7403.702	51.92	Spurious	/	PK
		V	5354.177	43.77	54	-10.23	PK
		V	14470.752	46.35	54	-7.65	PK
		V	24000.000	50.23	54	-3.77	PK
	120	H	5607.346	110.84	Fundamental	/	PK
		H	463.653	39.89	Spurious	/	QP
		V	633.038	41.28	Spurious	/	QP
		V	7403.702	51.92	Spurious	/	PK
		V	5354.177	43.77	54	-10.23	PK
		V	14470.752	46.35	54	-7.65	PK
		V	24000.000	50.23	54	-3.77	PK
140	H	5707.383	109.37	Fundamental	/	PK	
	H	463.653	39.89	Spurious	/	QP	
	V	633.038	41.28	Spurious	/	QP	
	V	7403.702	51.92	Spurious	/	PK	
	V	5354.177	43.77	54	-10.23	PK	
	V	14470.752	46.35	54	-7.65	PK	
	V	24000.000	50.23	54	-3.77	PK	
C	36	H	5183.800	106.13	Fundamental	/	PK
		H	463.653	39.89	Spurious	/	QP

		V	633.038	41.28	Spurious	/	QP
		V	7403.702	51.92	Spurious	/	PK
		V	5354.177	43.77	54	-10.23	PK
		V	14470.752	46.35	54	-7.65	PK
		V	24000.000	50.23	54	-3.77	PK
	40	H	5207.466	102.84	Fundamental	/	PK
		H	463.653	39.89	Spurious	/	QP
		V	633.038	41.28	Spurious	/	QP
		V	7403.702	51.92	Spurious	/	PK
		V	5354.177	43.77	54	-10.23	PK
		V	14470.752	46.35	54	-7.65	PK
	48	V	24000.000	50.23	54	-3.77	PK
		H	5244.532	103.53	Fundamental	/	PK
		H	463.653	39.89	Spurious	/	QP
		V	633.038	41.28	Spurious	/	QP
		V	7403.702	51.92	Spurious	/	PK
		V	5354.177	43.77	54	-10.23	PK
		V	14470.752	46.35	54	-7.65	PK
	52	V	24000.000	50.23	54	-3.77	PK
		H	5265.678	108.56	Fundamental	/	PK
		H	463.653	39.89	Spurious	/	QP
		V	633.038	41.28	Spurious	/	QP
		V	7403.702	51.92	Spurious	/	PK
		V	5354.177	43.77	54	-10.23	PK
		V	14470.752	46.35	54	-7.65	PK
	60	V	24000.000	50.23	54	-3.77	PK
		H	5305.343	109.23	Fundamental	/	PK
		H	463.653	39.89	Spurious	/	QP
V		633.038	41.28	Spurious	/	QP	
V		7403.702	51.92	Spurious	/	PK	
V		5354.177	43.77	54	-10.23	PK	
V		14470.752	46.35	54	-7.65	PK	
64	V	24000.000	50.23	54	-3.77	PK	
	H	5323.067	114.36	Fundamental	/	PK	
	H	463.653	39.89	Spurious	/	QP	
	V	633.038	41.28	Spurious	/	QP	
		V	7403.702	51.92	Spurious	/	PK

		V	5354.177	43.77	54	-10.23	PK	
		V	14470.752	46.35	54	-7.65	PK	
		V	24000.000	50.23	54	-3.77	PK	
	100		H	5505.900	109.32	Fundamental	/	PK
			H	463.653	39.89	Spurious	/	QP
			V	633.038	41.28	Spurious	/	QP
			V	7403.702	51.92	Spurious	/	PK
			V	5354.177	43.77	54	-10.23	PK
			V	14470.752	46.35	54	-7.65	PK
			V	24000.000	50.23	54	-3.77	PK
	120		H	5607.452	109.28	Fundamental	/	PK
			H	463.653	39.89	Spurious	/	QP
			V	633.038	41.28	Spurious	/	QP
			V	7403.702	51.92	Spurious	/	PK
			V	5354.177	43.77	54	-10.23	PK
			V	14470.752	46.35	54	-7.65	PK
			V	24000.000	50.23	54	-3.77	PK
	140		H	5708.452	108.48	Fundamental	/	PK
			H	463.653	39.89	Spurious	/	QP
			V	633.038	41.28	Spurious	/	QP
			V	7403.702	51.92	Spurious	/	PK
			V	5354.177	43.77	54	-10.23	PK
			V	14470.752	46.35	54	-7.65	PK
			V	24000.000	50.23	54	-3.77	PK
	A+B	36	H	5187.850	102.75	Fundamental	/	PK
			H	463.653	39.89	Spurious	/	QP
			V	633.038	41.28	Spurious	/	QP
			V	7403.702	51.92	Spurious	/	PK
V			5354.177	43.77	54	-10.23	PK	
V			14470.752	46.35	54	-7.65	PK	
V			24000.000	50.23	54	-3.77	PK	
40		H	5207.533	102.94	Fundamental	/	PK	
		H	463.653	39.89	Spurious	/	QP	
		V	633.038	41.28	Spurious	/	QP	
		V	7403.702	51.92	Spurious	/	PK	
		V	5354.177	43.77	54	-10.23	PK	
		V	14470.752	46.35	54	-7.65	PK	
		V	24000.000	50.23	54	-3.77	PK	

	V	24000.000	50.23	54	-3.77	PK
48	H	5244.634	102.82	Fundamental	/	PK
	H	463.653	39.89	Spurious	/	QP
	V	633.038	41.28	Spurious	/	QP
	V	7403.702	51.92	Spurious	/	PK
	V	5354.177	43.77	54	-10.23	PK
	V	14470.752	46.35	54	-7.65	PK
	V	24000.000	50.23	54	-3.77	PK
52	H	5268.492	108.34	Fundamental	/	PK
	H	463.653	39.89	Spurious	/	QP
	V	633.038	41.28	Spurious	/	QP
	V	7403.702	51.92	Spurious	/	PK
	V	5354.177	43.77	54	-10.23	PK
	V	14470.752	46.35	54	-7.65	PK
	V	24000.000	50.23	54	-3.77	PK
60	H	5305.482	108.24	Fundamental	/	PK
	H	463.653	39.89	Spurious	/	QP
	V	633.038	41.28	Spurious	/	QP
	V	7403.702	51.92	Spurious	/	PK
	V	5354.177	43.77	54	-10.23	PK
	V	14470.752	46.35	54	-7.65	PK
	V	24000.000	50.23	54	-3.77	PK
64	H	5322.000	110.74	Fundamental	/	PK
	H	463.653	39.89	Spurious	/	QP
	V	633.038	41.28	Spurious	/	QP
	V	7403.702	51.92	Spurious	/	PK
	V	5354.177	43.77	54	-10.23	PK
	V	14470.752	46.35	54	-7.65	PK
	V	24000.000	50.23	54	-3.77	PK
100	H	5505.900	109.42	Fundamental	/	PK
	H	463.653	39.89	Spurious	/	QP
	V	633.038	41.28	Spurious	/	QP
	V	7403.702	51.92	Spurious	/	PK
	V	5354.177	43.77	54	-10.23	PK
	V	14470.752	46.35	54	-7.65	PK
	V	24000.000	50.23	54	-3.77	PK
120	H	5606.382	108.43	Fundamental	/	PK

		H	463.653	39.89	Spurious	/	QP	
		V	633.038	41.28	Spurious	/	QP	
		V	7403.702	51.92	Spurious	/	PK	
		V	5354.177	43.77	54	-10.23	PK	
		V	14470.752	46.35	54	-7.65	PK	
		V	24000.000	50.23	54	-3.77	PK	
	140	H	5706.467	107.96	Fundamental	/	PK	
		H	463.653	39.89	Spurious	/	QP	
		V	633.038	41.28	Spurious	/	QP	
		V	7403.702	51.92	Spurious	/	PK	
		V	5354.177	43.77	54	-10.23	PK	
		V	14470.752	46.35	54	-7.65	PK	
	A+C	36	V	24000.000	50.23	54	-3.77	PK
			H	5184.100	104.20	Fundamental	/	PK
H			463.653	39.89	Spurious	/	QP	
V			633.038	41.28	Spurious	/	QP	
V			7403.702	51.92	Spurious	/	PK	
V			5354.177	43.77	54	-10.23	PK	
40		V	14470.752	46.35	54	-7.65	PK	
		V	24000.000	50.23	54	-3.77	PK	
		H	5206.384	102.48	Fundamental	/	PK	
		H	463.653	39.89	Spurious	/	QP	
		V	633.038	41.28	Spurious	/	QP	
		V	7403.702	51.92	Spurious	/	PK	
48		V	5354.177	43.77	54	-10.23	PK	
		V	14470.752	46.35	54	-7.65	PK	
	V	24000.000	50.23	54	-3.77	PK		
	H	5246.466	103.56	Fundamental	/	PK		
	H	463.653	39.89	Spurious	/	QP		
	V	633.038	41.28	Spurious	/	QP		
52	V	7403.702	51.92	Spurious	/	PK		
	V	5354.177	43.77	54	-10.23	PK		
	V	14470.752	46.35	54	-7.65	PK		
		V	24000.000	50.23	54	-3.77	PK	
		H	5264.852	109.23	Fundamental	/	PK	
		H	463.653	39.89	Spurious	/	QP	
		V	633.038	41.28	Spurious	/	QP	

		V	7403.702	51.92	Spurious	/	PK	
		V	5354.177	43.77	54	-10.23	PK	
		V	14470.752	46.35	54	-7.65	PK	
		V	24000.000	50.23	54	-3.77	PK	
	60		H	5304.521	107.94	Fundamental	/	PK
			H	463.653	39.89	Spurious	/	QP
			V	633.038	41.28	Spurious	/	QP
			V	7403.702	51.92	Spurious	/	PK
			V	5354.177	43.77	54	-10.23	PK
			V	14470.752	46.35	54	-7.65	PK
			V	24000.000	50.23	54	-3.77	PK
	64		H	5322.800	111.65	Fundamental	/	PK
			H	463.653	39.89	Spurious	/	QP
			V	633.038	41.28	Spurious	/	QP
			V	7403.702	51.92	Spurious	/	PK
			V	5354.177	43.77	54	-10.23	PK
			V	14470.752	46.35	54	-7.65	PK
			V	24000.000	50.23	54	-3.77	PK
	100		H	5505.000	109.85	Fundamental	/	PK
			H	463.653	39.89	Spurious	/	QP
			V	633.038	41.28	Spurious	/	QP
			V	7403.702	51.92	Spurious	/	PK
			V	5354.177	43.77	54	-10.23	PK
			V	14470.752	46.35	54	-7.65	PK
			V	24000.000	50.23	54	-3.77	PK
	120		H	5607.462	109.42	Fundamental	/	PK
			H	463.653	39.89	Spurious	/	QP
			V	633.038	41.28	Spurious	/	QP
V			7403.702	51.92	Spurious	/	PK	
V			5354.177	43.77	54	-10.23	PK	
V			14470.752	46.35	54	-7.65	PK	
V			24000.000	50.23	54	-3.77	PK	
140		H	5705.272	110.34	Fundamental	/	PK	
		H	463.653	39.89	Spurious	/	QP	
		V	633.038	41.28	Spurious	/	QP	
		V	7403.702	51.92	Spurious	/	PK	
		V	5354.177	43.77	54	-10.23	PK	

		V	14470.752	46.35	54	-7.65	PK
		V	24000.000	50.23	54	-3.77	PK
B+C	36	H	5187.850	102.75	Fundamental	/	PK
		H	463.653	39.89	Spurious	/	QP
		V	633.038	41.28	Spurious	/	QP
		V	7403.702	51.92	Spurious	/	PK
		V	5354.177	43.77	54	-10.23	PK
		V	14470.752	46.35	54	-7.65	PK
		V	24000.000	50.23	54	-3.77	PK
	40	H	5205.345	101.72	Fundamental	/	PK
		H	463.653	39.89	Spurious	/	QP
		V	633.038	41.28	Spurious	/	QP
		V	7403.702	51.92	Spurious	/	PK
		V	5354.177	43.77	54	-10.23	PK
		V	14470.752	46.35	54	-7.65	PK
		V	24000.000	50.23	54	-3.77	PK
	48	H	5246.467	101.58	Fundamental	/	PK
		H	463.653	39.89	Spurious	/	QP
		V	633.038	41.28	Spurious	/	QP
		V	7403.702	51.92	Spurious	/	PK
		V	5354.177	43.77	54	-10.23	PK
		V	14470.752	46.35	54	-7.65	PK
		V	24000.000	50.23	54	-3.77	PK
	52	H	5260.743	108.43	Fundamental	/	PK
		H	463.653	39.89	Spurious	/	QP
		V	633.038	41.28	Spurious	/	QP
		V	7403.702	51.92	Spurious	/	PK
		V	5354.177	43.77	54	-10.23	PK
		V	14470.752	46.35	54	-7.65	PK
		V	24000.000	50.23	54	-3.77	PK
60	H	5307.353	109.23	Fundamental	/	PK	
	H	463.653	39.89	Spurious	/	QP	
	V	633.038	41.28	Spurious	/	QP	
	V	7403.702	51.92	Spurious	/	PK	
	V	5354.177	43.77	54	-10.23	PK	
	V	14470.752	46.35	54	-7.65	PK	
	V	24000.000	50.23	54	-3.77	PK	

	64	H	5322.800	111.65	Fundamental	/	PK
		H	463.653	39.89	Spurious	/	QP
		V	633.038	41.28	Spurious	/	QP
		V	7403.702	51.92	Spurious	/	PK
		V	5354.177	43.77	54	-10.23	PK
		V	14470.752	46.35	54	-7.65	PK
		V	24000.000	50.23	54	-3.77	PK
	100	H	5505.900	109.41	Fundamental	/	PK
		H	463.653	39.89	Spurious	/	QP
		V	633.038	41.28	Spurious	/	QP
		V	7403.702	51.92	Spurious	/	PK
		V	5354.177	43.77	54	-10.23	PK
		V	14470.752	46.35	54	-7.65	PK
		V	24000.000	50.23	54	-3.77	PK
	120	H	5608.562	108.37	Fundamental	/	PK
		H	463.653	39.89	Spurious	/	QP
		V	633.038	41.28	Spurious	/	QP
		V	7403.702	51.92	Spurious	/	PK
		V	5354.177	43.77	54	-10.23	PK
		V	14470.752	46.35	54	-7.65	PK
		V	24000.000	50.23	54	-3.77	PK
	140	H	5692.594	108.35	Fundamental	/	PK
		H	463.653	39.89	Spurious	/	QP
		V	633.038	41.28	Spurious	/	QP
		V	7403.702	51.92	Spurious	/	PK
		V	5354.177	43.77	54	-10.23	PK
		V	14470.752	46.35	54	-7.65	PK
		V	24000.000	50.23	54	-3.77	PK
A+B+C	36	H	5183.500	105.10	Fundamental	/	PK
		H	463.653	39.89	Spurious	/	QP
		V	633.038	41.28	Spurious	/	QP
		V	7403.702	51.92	Spurious	/	PK
		V	5354.177	43.77	54	-10.23	PK
		V	14470.752	46.35	54	-7.65	PK
		V	24000.000	50.23	54	-3.77	PK
	40	H	5208.532	102.54	Fundamental	/	PK
		H	463.653	39.89	Spurious	/	QP



		V	633.038	41.28	Spurious	/	QP
		V	7403.702	51.92	Spurious	/	PK
		V	5354.177	43.77	54	-10.23	PK
		V	14470.752	46.35	54	-7.65	PK
		V	24000.000	50.23	54	-3.77	PK
	48	H	5248.355	103.28	Fundamental	/	PK
		H	463.653	39.89	Spurious	/	QP
		V	633.038	41.28	Spurious	/	QP
		V	7403.702	51.92	Spurious	/	PK
		V	5354.177	43.77	54	-10.23	PK
		V	14470.752	46.35	54	-7.65	PK
		V	24000.000	50.23	54	-3.77	PK
	52	H	5255.683	109.42	Fundamental	/	PK
		H	463.653	39.89	Spurious	/	QP
		V	633.038	41.28	Spurious	/	QP
		V	7403.702	51.92	Spurious	/	PK
		V	5354.177	43.77	54	-10.23	PK
		V	14470.752	46.35	54	-7.65	PK
		V	24000.000	50.23	54	-3.77	PK
	60	H	5306.351	110.03	Fundamental	/	PK
		H	463.653	39.89	Spurious	/	QP
		V	633.038	41.28	Spurious	/	QP
		V	7403.702	51.92	Spurious	/	PK
		V	5354.177	43.77	54	-10.23	PK
		V	14470.752	46.35	54	-7.65	PK
		V	24000.000	50.23	54	-3.77	PK
	64	H	5323.600	112.44	Fundamental	/	PK
		H	463.653	39.89	Spurious	/	QP
V		633.038	41.28	Spurious	/	QP	
V		7403.702	51.92	Spurious	/	PK	
V		5354.177	43.77	54	-10.23	PK	
V		14470.752	46.35	54	-7.65	PK	
V		24000.000	50.23	54	-3.77	PK	
100	H	5504.700	110.35	Fundamental	/	PK	
	H	463.653	39.89	Spurious	/	QP	
	V	633.038	41.28	Spurious	/	QP	
	V	7403.702	51.92	Spurious	/	PK	

		V	5354.177	43.77	54	-10.23	PK	
		V	14470.752	46.35	54	-7.65	PK	
		V	24000.000	50.23	54	-3.77	PK	
	120	H	H	5607.396	109.74	Fundamental	/	PK
			H	463.653	39.89	Spurious	/	QP
		V	V	633.038	41.28	Spurious	/	QP
			V	7403.702	51.92	Spurious	/	PK
			V	5354.177	43.77	54	-10.23	PK
		V	V	14470.752	46.35	54	-7.65	PK
			V	24000.000	50.23	54	-3.77	PK
	140	H	H	5706.452	108.83	Fundamental	/	PK
			H	463.653	39.89	Spurious	/	QP
		V	V	633.038	41.28	Spurious	/	QP
			V	7403.702	51.92	Spurious	/	PK
V			5354.177	43.77	54	-10.23	PK	
V		V	14470.752	46.35	54	-7.65	PK	
		V	24000.000	50.23	54	-3.77	PK	

802.11n(40MHz)

Chain	CH	Antenna	Frequency (MHz)	Measure Level (dBuV/m)	Limit (dBuV/m)	Margin (dB)	Detector	
A	38	H	H	5198.000	96.22	Fundamental	/	PK
			H	463.653	39.89	Spurious	/	QP
		V	V	633.038	41.28	Spurious	/	QP
			V	7403.702	51.92	Spurious	/	PK
			V	5354.177	43.77	54	-10.23	PK
		V	V	14470.752	46.35	54	-7.65	PK
			V	24000.000	50.23	54	-3.77	PK
	46	H	H	5237.452	97.73	Fundamental	/	PK
			H	463.653	39.89	Spurious	/	QP
		V	V	633.038	41.28	Spurious	/	QP
			V	7403.702	51.92	Spurious	/	PK
			V	5354.177	43.77	54	-10.23	PK
		V	V	14470.752	46.35	54	-7.65	PK
			V	24000.000	50.23	54	-3.77	PK

	54	H	5277.582	103.46	Fundamental	/	PK
		H	463.653	39.89	Spurious	/	QP
		V	633.038	41.28	Spurious	/	QP
		V	7403.702	51.92	Spurious	/	PK
		V	5354.177	43.77	54	-10.23	PK
		V	14470.752	46.35	54	-7.65	PK
		V	24000.000	50.23	54	-3.77	PK
	62	H	5315.167	101.43	Fundamental	/	PK
		H	463.653	39.89	Spurious	/	QP
		V	633.038	41.28	Spurious	/	QP
		V	7403.702	51.92	Spurious	/	PK
		V	5354.177	43.77	54	-10.23	PK
		V	14470.752	46.35	54	-7.65	PK
		V	24000.000	50.23	54	-3.77	PK
	102	H	5501.500	102.60	Fundamental	/	PK
		H	463.653	39.89	Spurious	/	QP
		V	633.038	41.28	Spurious	/	QP
		V	7403.702	51.92	Spurious	/	PK
		V	5354.177	43.77	54	-10.23	PK
		V	14470.752	46.35	54	-7.65	PK
		V	24000.000	50.23	54	-3.77	PK
	118	H	5583.523	104.74	Fundamental	/	PK
		H	463.653	39.89	Spurious	/	QP
		V	633.038	41.28	Spurious	/	QP
		V	7403.702	51.92	Spurious	/	PK
		V	5354.177	43.77	54	-10.23	PK
		V	14470.752	46.35	54	-7.65	PK
		V	24000.000	50.23	54	-3.77	PK
134	H	5678.325	104.36	Fundamental	/	PK	
	H	463.653	39.89	Spurious	/	QP	
	V	633.038	41.28	Spurious	/	QP	
	V	7403.702	51.92	Spurious	/	PK	
	V	5354.177	43.77	54	-10.23	PK	
	V	14470.752	46.35	54	-7.65	PK	
	V	24000.000	50.23	54	-3.77	PK	
B	38	H	5203.667	97.76	Fundamental	/	PK
		H	463.653	39.89	Spurious	/	QP

		V	633.038	41.28	Spurious	/	QP
		V	7403.702	51.92	Spurious	/	PK
		V	5354.177	43.77	54	-10.23	PK
		V	14470.752	46.35	54	-7.65	PK
		V	24000.000	50.23	54	-3.77	PK
	46	H	5223.573	98.46	Fundamental	/	PK
		H	463.653	39.89	Spurious	/	QP
		V	633.038	41.28	Spurious	/	QP
		V	7403.702	51.92	Spurious	/	PK
		V	5354.177	43.77	54	-10.23	PK
		V	14470.752	46.35	54	-7.65	PK
		V	24000.000	50.23	54	-3.77	PK
	54	H	5275.356	103.54	Fundamental	/	PK
		H	463.653	39.89	Spurious	/	QP
		V	633.038	41.28	Spurious	/	QP
		V	7403.702	51.92	Spurious	/	PK
		V	5354.177	43.77	54	-10.23	PK
		V	14470.752	46.35	54	-7.65	PK
		V	24000.000	50.23	54	-3.77	PK
	62	H	5323.667	103.04	Fundamental	/	PK
		H	463.653	39.89	Spurious	/	QP
		V	633.038	41.28	Spurious	/	QP
		V	7403.702	51.92	Spurious	/	PK
		V	5354.177	43.77	54	-10.23	PK
		V	14470.752	46.35	54	-7.65	PK
		V	24000.000	50.23	54	-3.77	PK
	102	H	5503.833	103.83	Fundamental	/	PK
		H	463.653	39.89	Spurious	/	QP
V		633.038	41.28	Spurious	/	QP	
V		7403.702	51.92	Spurious	/	PK	
V		5354.177	43.77	54	-10.23	PK	
V		14470.752	46.35	54	-7.65	PK	
V		24000.000	50.23	54	-3.77	PK	
118	H	5596.783	104.25	Fundamental	/	PK	
	H	463.653	39.89	Spurious	/	QP	
	V	633.038	41.28	Spurious	/	QP	
	V	7403.702	51.92	Spurious	/	PK	

		V	5354.177	43.77	54	-10.23	PK	
		V	14470.752	46.35	54	-7.65	PK	
		V	24000.000	50.23	54	-3.77	PK	
	134		H	5677.578	105.62	Fundamental	/	PK
			H	463.653	39.89	Spurious	/	QP
			V	633.038	41.28	Spurious	/	QP
			V	7403.702	51.92	Spurious	/	PK
			V	5354.177	43.77	54	-10.23	PK
			V	14470.752	46.35	54	-7.65	PK
			V	24000.000	50.23	54	-3.77	PK
	C	38	H	5203.833	97.59	Fundamental	/	PK
			H	463.653	39.89	Spurious	/	QP
			V	633.038	41.28	Spurious	/	QP
V			7403.702	51.92	Spurious	/	PK	
V			5354.177	43.77	54	-10.23	PK	
V			14470.752	46.35	54	-7.65	PK	
V			24000.000	50.23	54	-3.77	PK	
46			H	5237.078	99.24	Fundamental	/	PK
			H	463.653	39.89	Spurious	/	QP
			V	633.038	41.28	Spurious	/	QP
			V	7403.702	51.92	Spurious	/	PK
			V	5354.177	43.77	54	-10.23	PK
			V	14470.752	46.35	54	-7.65	PK
			V	24000.000	50.23	54	-3.77	PK
54			H	5263.942	102.46	Fundamental	/	PK
			H	463.653	39.89	Spurious	/	QP
			V	633.038	41.28	Spurious	/	QP
			V	7403.702	51.92	Spurious	/	PK
			V	5354.177	43.77	54	-10.23	PK
			V	14470.752	46.35	54	-7.65	PK
			V	24000.000	50.23	54	-3.77	PK
62			H	5325.000	105.98	Fundamental	/	PK
			H	463.653	39.89	Spurious	/	QP
			V	633.038	41.28	Spurious	/	QP
	V		7403.702	51.92	Spurious	/	PK	
	V		5354.177	43.77	54	-10.23	PK	
	V		14470.752	46.35	54	-7.65	PK	

	V	24000.000	50.23	54	-3.77	PK	
102	H	5493.833	103.40	Fundamental	/	PK	
	H	463.653	39.89	Spurious	/	QP	
	V	633.038	41.28	Spurious	/	QP	
	V	7403.702	51.92	Spurious	/	PK	
	V	5354.177	43.77	54	-10.23	PK	
	V	14470.752	46.35	54	-7.65	PK	
	V	24000.000	50.23	54	-3.77	PK	
118	H	5598.462	102.83	Fundamental	/	PK	
	H	463.653	39.89	Spurious	/	QP	
	V	633.038	41.28	Spurious	/	QP	
	V	7403.702	51.92	Spurious	/	PK	
	V	5354.177	43.77	54	-10.23	PK	
	V	14470.752	46.35	54	-7.65	PK	
	V	24000.000	50.23	54	-3.77	PK	
134	H	5677.392	103.29	Fundamental	/	PK	
	H	463.653	39.89	Spurious	/	QP	
	V	633.038	41.28	Spurious	/	QP	
	V	7403.702	51.92	Spurious	/	PK	
	V	5354.177	43.77	54	-10.23	PK	
	V	14470.752	46.35	54	-7.65	PK	
	V	24000.000	50.23	54	-3.77	PK	
A+B	38	H	5193.167	98.55	Fundamental	/	PK
		H	463.653	39.89	Spurious	/	QP
		V	633.038	41.28	Spurious	/	QP
		V	7403.702	51.92	Spurious	/	PK
		V	5354.177	43.77	54	-10.23	PK
		V	14470.752	46.35	54	-7.65	PK
		V	24000.000	50.23	54	-3.77	PK
46	H	5236.291	97.48	Fundamental	/	PK	
	H	463.653	39.89	Spurious	/	QP	
	V	633.038	41.28	Spurious	/	QP	
	V	7403.702	51.92	Spurious	/	PK	
	V	5354.177	43.77	54	-10.23	PK	
	V	14470.752	46.35	54	-7.65	PK	
	V	24000.000	50.23	54	-3.77	PK	
54	H	5277.382	101.84	Fundamental	/	PK	

		H	463.653	39.89	Spurious	/	QP
		V	633.038	41.28	Spurious	/	QP
		V	7403.702	51.92	Spurious	/	PK
		V	5354.177	43.77	54	-10.23	PK
		V	14470.752	46.35	54	-7.65	PK
		V	24000.000	50.23	54	-3.77	PK
	62	H	5312.000	104.20	Fundamental	/	PK
		H	463.653	39.89	Spurious	/	QP
		V	633.038	41.28	Spurious	/	QP
		V	7403.702	51.92	Spurious	/	PK
		V	5354.177	43.77	54	-10.23	PK
		V	14470.752	46.35	54	-7.65	PK
	102	V	24000.000	50.23	54	-3.77	PK
		H	5514.000	105.54	Fundamental	/	PK
		H	463.653	39.89	Spurious	/	QP
		V	633.038	41.28	Spurious	/	QP
		V	7403.702	51.92	Spurious	/	PK
		V	5354.177	43.77	54	-10.23	PK
	118	V	14470.752	46.35	54	-7.65	PK
		V	24000.000	50.23	54	-3.77	PK
		H	5584.294	103.75	Fundamental	/	PK
		H	463.653	39.89	Spurious	/	QP
		V	633.038	41.28	Spurious	/	QP
		V	7403.702	51.92	Spurious	/	PK
	134	V	5354.177	43.77	54	-10.23	PK
		V	14470.752	46.35	54	-7.65	PK
		V	24000.000	50.23	54	-3.77	PK
		H	5673.458	102.54	Fundamental	/	PK
H		463.653	39.89	Spurious	/	QP	
V		633.038	41.28	Spurious	/	QP	
A+C	38	V	7403.702	51.92	Spurious	/	PK
		V	5354.177	43.77	54	-10.23	PK
		V	14470.752	46.35	54	-7.65	PK
		V	24000.000	50.23	54	-3.77	PK
		H	5198.167	99.62	Fundamental	/	PK
		H	463.653	39.89	Spurious	/	QP
		V	633.038	41.28	Spurious	/	QP

		V	7403.702	51.92	Spurious	/	PK
		V	5354.177	43.77	54	-10.23	PK
		V	14470.752	46.35	54	-7.65	PK
		V	24000.000	50.23	54	-3.77	PK
	46	H	5237.458	98.73	Fundamental	/	PK
		H	463.653	39.89	Spurious	/	QP
		V	633.038	41.28	Spurious	/	QP
		V	7403.702	51.92	Spurious	/	PK
		V	5354.177	43.77	54	-10.23	PK
		V	14470.752	46.35	54	-7.65	PK
		V	24000.000	50.23	54	-3.77	PK
	54	H	5277.382	103.28	Fundamental	/	PK
		H	463.653	39.89	Spurious	/	QP
		V	633.038	41.28	Spurious	/	QP
		V	7403.702	51.92	Spurious	/	PK
		V	5354.177	43.77	54	-10.23	PK
		V	14470.752	46.35	54	-7.65	PK
		V	24000.000	50.23	54	-3.77	PK
	62	H	5311.667	107.00	Fundamental	/	PK
		H	463.653	39.89	Spurious	/	QP
		V	633.038	41.28	Spurious	/	QP
		V	7403.702	51.92	Spurious	/	PK
		V	5354.177	43.77	54	-10.23	PK
		V	14470.752	46.35	54	-7.65	PK
		V	24000.000	50.23	54	-3.77	PK
	102	H	5509.000	103.73	Fundamental	/	PK
		H	463.653	39.89	Spurious	/	QP
		V	633.038	41.28	Spurious	/	QP
V		7403.702	51.92	Spurious	/	PK	
V		5354.177	43.77	54	-10.23	PK	
V		14470.752	46.35	54	-7.65	PK	
V		24000.000	50.23	54	-3.77	PK	
118	H	5581.384	103.26	Fundamental	/	PK	
	H	463.653	39.89	Spurious	/	QP	
	V	633.038	41.28	Spurious	/	QP	
	V	7403.702	51.92	Spurious	/	PK	
	V	5354.177	43.77	54	-10.23	PK	



		V	14470.752	46.35	54	-7.65	PK	
		V	24000.000	50.23	54	-3.77	PK	
	134	H	5674.832	104.28	Fundamental	/	PK	
		H	463.653	39.89	Spurious	/	QP	
		V	633.038	41.28	Spurious	/	QP	
		V	7403.702	51.92	Spurious	/	PK	
		V	5354.177	43.77	54	-10.23	PK	
		V	14470.752	46.35	54	-7.65	PK	
		V	24000.000	50.23	54	-3.77	PK	
		B+C	38	H	5198.167	99.63	Fundamental	/
	H	463.653		39.89	Spurious	/	QP	
	V	633.038		41.28	Spurious	/	QP	
	V	7403.702		51.92	Spurious	/	PK	
	V	5354.177		43.77	54	-10.23	PK	
V	14470.752	46.35		54	-7.65	PK		
V	24000.000	50.23		54	-3.77	PK		
	46	H	5237.492	99.47	Fundamental	/	PK	
		H	463.653	39.89	Spurious	/	QP	
		V	633.038	41.28	Spurious	/	QP	
		V	7403.702	51.92	Spurious	/	PK	
		V	5354.177	43.77	54	-10.23	PK	
		V	14470.752	46.35	54	-7.65	PK	
		V	24000.000	50.23	54	-3.77	PK	
	54	H	5277.539	104.25	Fundamental	/	PK	
		H	463.653	39.89	Spurious	/	QP	
		V	633.038	41.28	Spurious	/	QP	
		V	7403.702	51.92	Spurious	/	PK	
		V	5354.177	43.77	54	-10.23	PK	
		V	14470.752	46.35	54	-7.65	PK	
		V	24000.000	50.23	54	-3.77	PK	
62	H	5312.000	104.20	Fundamental	/	PK		
	H	463.653	39.89	Spurious	/	QP		
	V	633.038	41.28	Spurious	/	QP		
	V	7403.702	51.92	Spurious	/	PK		
	V	5354.177	43.77	54	-10.23	PK		
	V	14470.752	46.35	54	-7.65	PK		
	V	24000.000	50.23	54	-3.77	PK		

	102	H	5509.000	103.74	Fundamental	/	PK
		H	463.653	39.89	Spurious	/	QP
		V	633.038	41.28	Spurious	/	QP
		V	7403.702	51.92	Spurious	/	PK
		V	5354.177	43.77	54	-10.23	PK
		V	14470.752	46.35	54	-7.65	PK
		V	24000.000	50.23	54	-3.77	PK
	118	H	5596.367	103.26	Fundamental	/	PK
		H	463.653	39.89	Spurious	/	QP
		V	633.038	41.28	Spurious	/	QP
		V	7403.702	51.92	Spurious	/	PK
		V	5354.177	43.77	54	-10.23	PK
		V	14470.752	46.35	54	-7.65	PK
		V	24000.000	50.23	54	-3.77	PK
	134	H	5677.468	102.83	Fundamental	/	PK
		H	463.653	39.89	Spurious	/	QP
		V	633.038	41.28	Spurious	/	QP
		V	7403.702	51.92	Spurious	/	PK
		V	5354.177	43.77	54	-10.23	PK
		V	14470.752	46.35	54	-7.65	PK
		V	24000.000	50.23	54	-3.77	PK
A+B+C	38	H	5200.167	99.37	Fundamental	/	PK
		H	463.653	39.89	Spurious	/	QP
		V	633.038	41.28	Spurious	/	QP
		V	7403.702	51.92	Spurious	/	PK
		V	5354.177	43.77	54	-10.23	PK
		V	14470.752	46.35	54	-7.65	PK
		V	24000.000	50.23	54	-3.77	PK
	46	H	5238.492	100.27	Fundamental	/	PK
		H	463.653	39.89	Spurious	/	QP
		V	633.038	41.28	Spurious	/	QP
		V	7403.702	51.92	Spurious	/	PK
		V	5354.177	43.77	54	-10.23	PK
		V	14470.752	46.35	54	-7.65	PK
		V	24000.000	50.23	54	-3.77	PK
54	H	5281.249	104.75	Fundamental	/	PK	
	H	463.653	39.89	Spurious	/	QP	

		V	633.038	41.28	Spurious	/	QP
		V	7403.702	51.92	Spurious	/	PK
		V	5354.177	43.77	54	-10.23	PK
		V	14470.752	46.35	54	-7.65	PK
		V	24000.000	50.23	54	-3.77	PK
	62	H	5319.000	106.15	Fundamental	/	PK
		H	463.653	39.89	Spurious	/	QP
		V	633.038	41.28	Spurious	/	QP
		V	7403.702	51.92	Spurious	/	PK
		V	5354.177	43.77	54	-10.23	PK
		V	14470.752	46.35	54	-7.65	PK
		V	24000.000	50.23	54	-3.77	PK
	102	H	5505.833	104.61	Fundamental	/	PK
		H	463.653	39.89	Spurious	/	QP
		V	633.038	41.28	Spurious	/	QP
		V	7403.702	51.92	Spurious	/	PK
		V	5354.177	43.77	54	-10.23	PK
		V	14470.752	46.35	54	-7.65	PK
		V	24000.000	50.23	54	-3.77	PK
	118	H	5596.230	102.37	Fundamental	/	PK
		H	463.653	39.89	Spurious	/	QP
V		633.038	41.28	Spurious	/	QP	
V		7403.702	51.92	Spurious	/	PK	
V		5354.177	43.77	54	-10.23	PK	
V		14470.752	46.35	54	-7.65	PK	
V		24000.000	50.23	54	-3.77	PK	
134	H	5675.338	102.84	Fundamental	/	PK	
	H	463.653	39.89	Spurious	/	QP	
	V	633.038	41.28	Spurious	/	QP	
	V	7403.702	51.92	Spurious	/	PK	
	V	5354.177	43.77	54	-10.23	PK	
	V	14470.752	46.35	54	-7.65	PK	
	V	24000.000	50.23	54	-3.77	PK	

## 5. Occupied Bandwidth

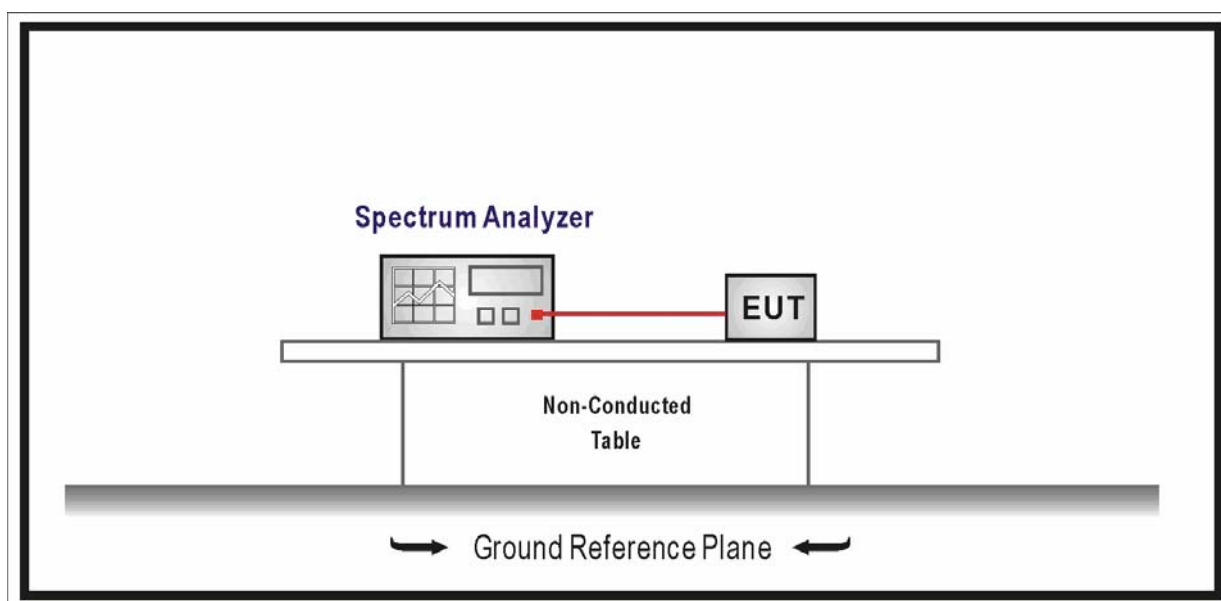
### 5.1. Test Equipment

Occupied Bandwidth / AC-6

Instrument	Manufacturer	Type No.	Serial No.	Cal. Date
Spectrum Analyzer	Agilent	E4446A	MY45300103	2009/06/11
Coaxial Cable	Huber+Suhner	AC4-RF	09	2008/11/25
Temperature/Humidity Meter	zhicheng	ZC1-2	QT-TH007	2009/03/30

Note: All equipments are calibrated with traceable calibrations. Each calibration is traceable to the national or international standards.

### 5.2. Test Setup



### 5.3. Limit

N/A

#### 5.4. Test Procedure

The EUT was tested according to FCC Public Notice DA 02-2138, August 30, 2002 for compliance to FCC 47CFR 15.407 requirements.

##### Emission bandwidth "B" MHz.

- Use a RBW = approximately 1% of the emission bandwidth.
- Set the VBW > RBW
- Use a peak detector.
- Do not use the Max Hold function. Rather, use the view button to capture the emission.
- Measure the maximum width of the emission that is 26 dB down from the peak of the emission. Compare this with the RBW setting of the analyzer. Readjust RBW and repeat measurement as needed until the RBW/EBW ratio is approximately 1%.

#### 5.5. Uncertainty

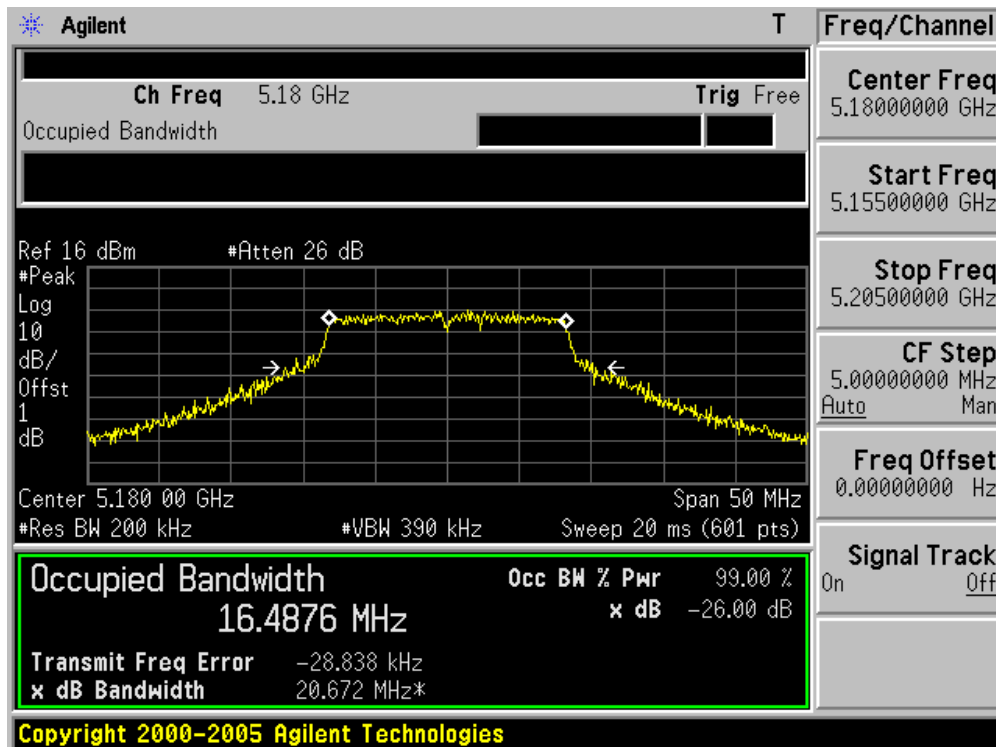
The measurement uncertainty is defined as  $\pm 1$  kHz

5.6. Test Result

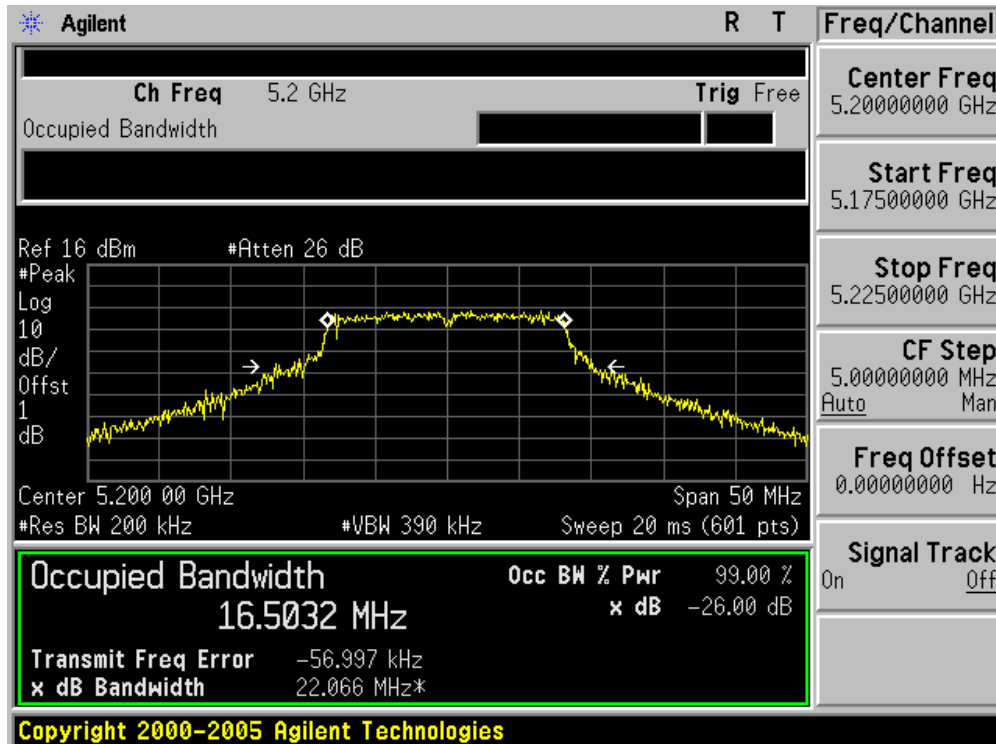
Product	:	Wireless LAN Access Point
Test Item	:	Occupied Bandwidth
Test Site	:	AC-6
Test Mode	:	Mode 1: Transmit by 802.11a (Chain A)

Channel No.	Frequency (MHz)	26dB Occupied Bandwidth (MHz)	99% Occupied Bandwidth (MHz)
36	5180	20.672	16.4876
40	5200	22.066	16.5032
48	5240	20.818	16.5344
52	5260	22.900	16.5659
60	5300	21.922	16.4514
64	5320	21.481	16.5194
100	5500	20.836	16.4956
120	5600	22.139	16.5949
140	5700	22.673	16.5348

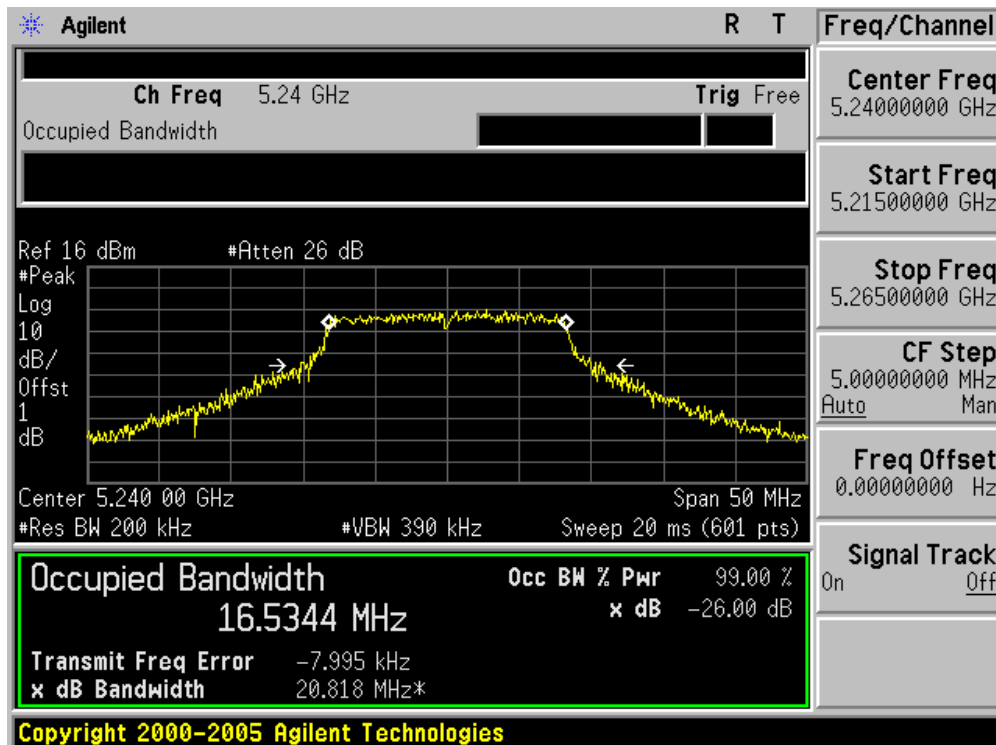
Channel 36 (5180MHz)



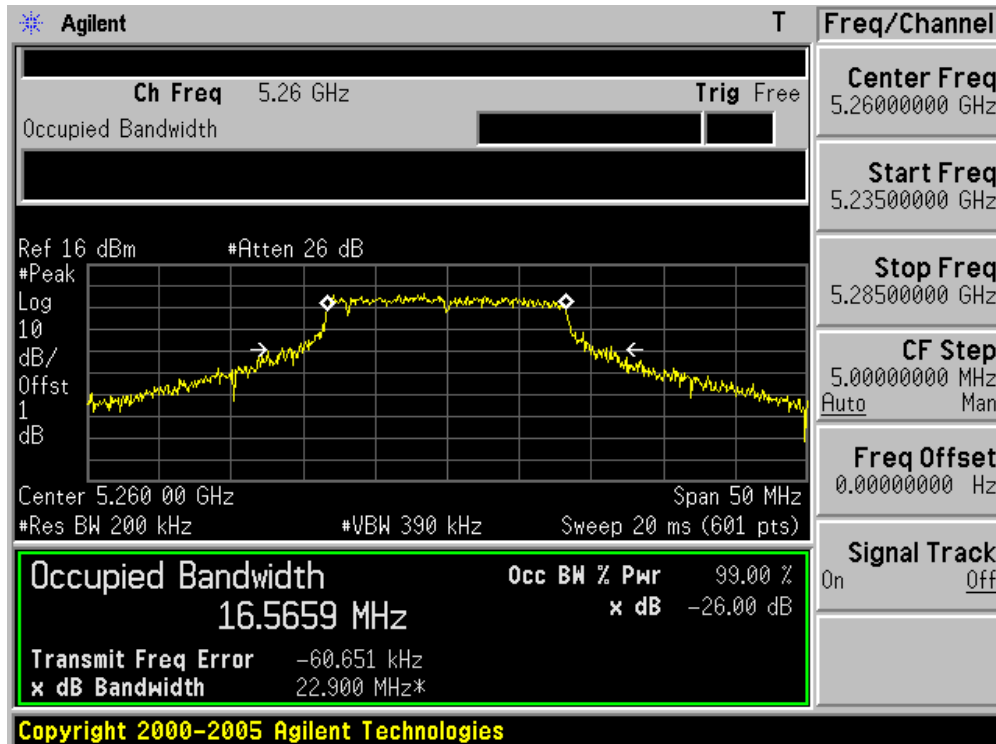
Channel 40 (5200MHz)



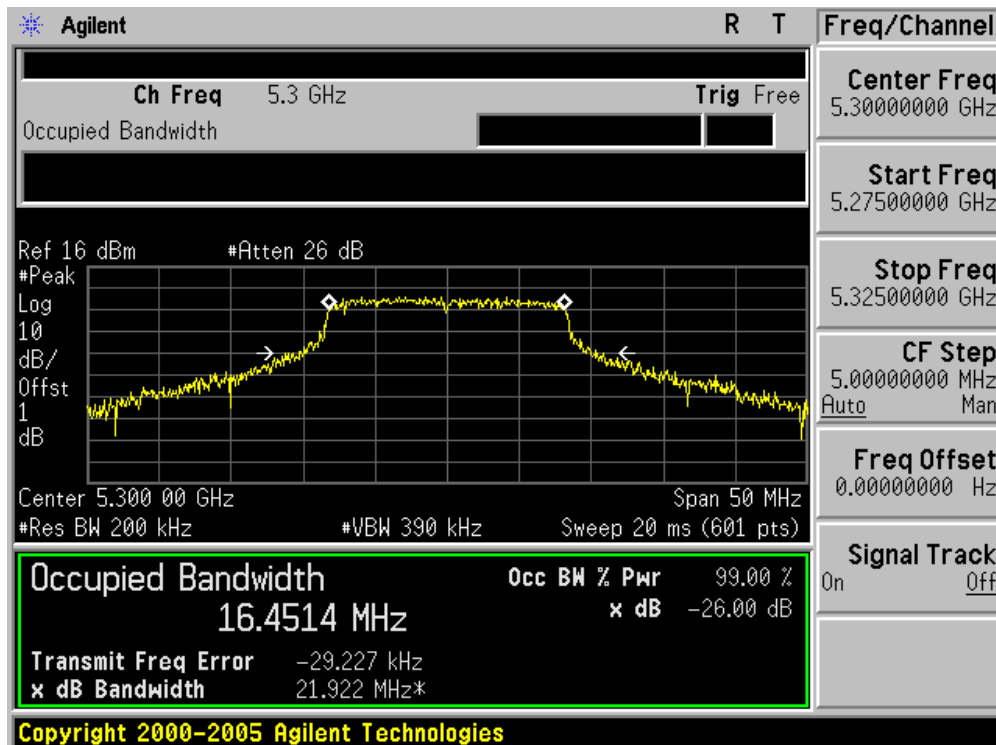
Channel 48 (5240MHz)



Channel 52 (5260MHz)

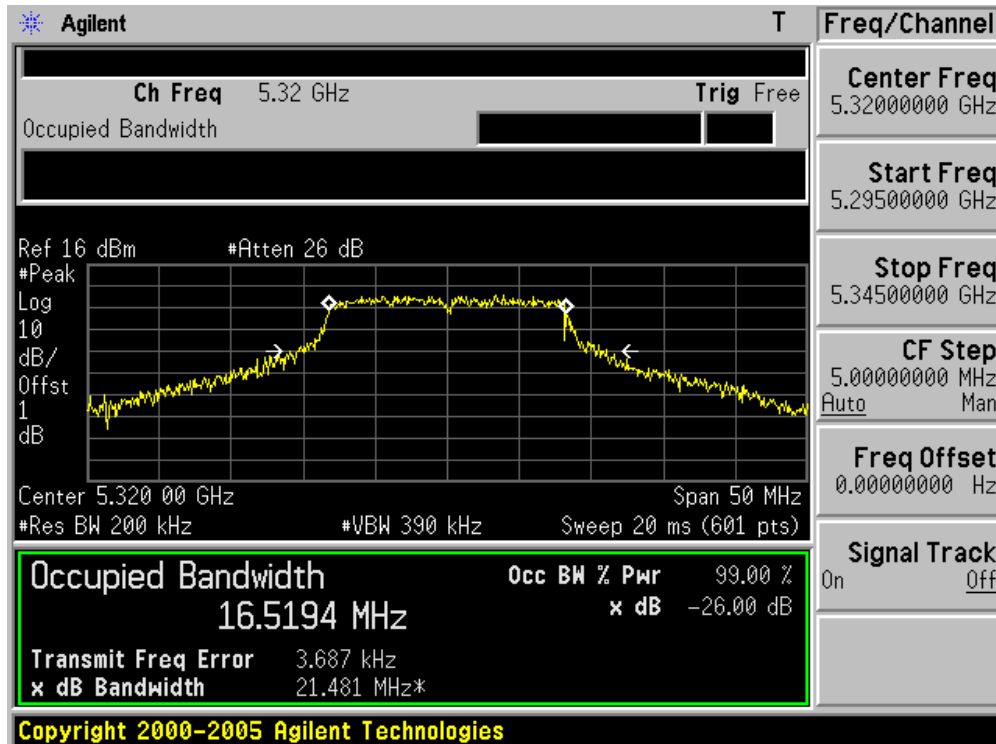


Channel 60 (5300MHz)

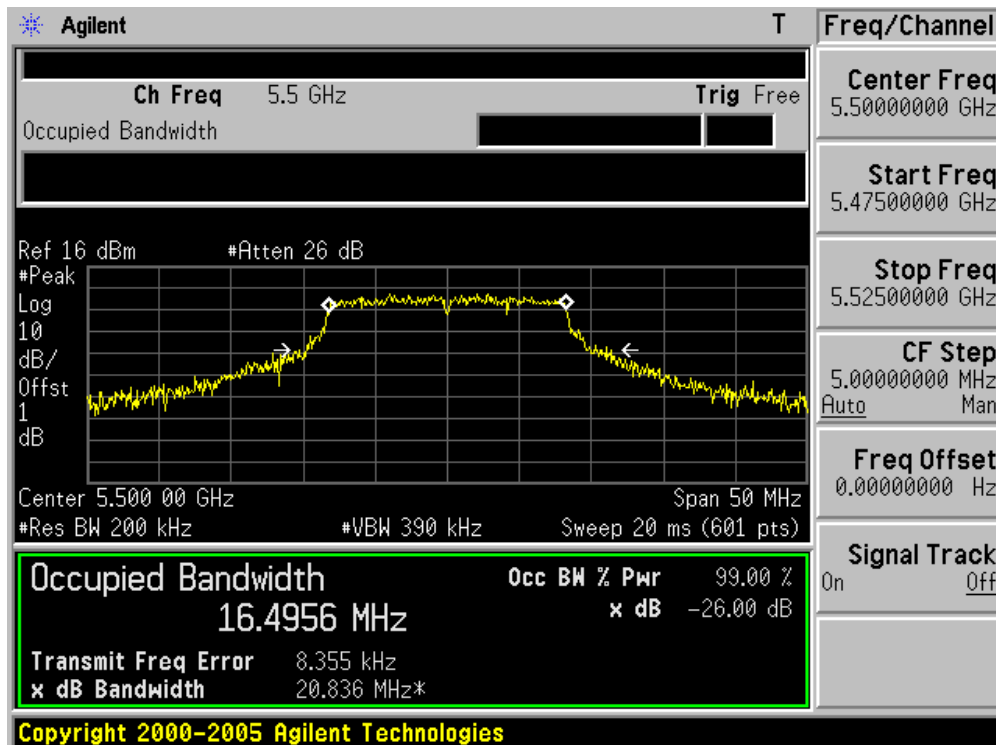




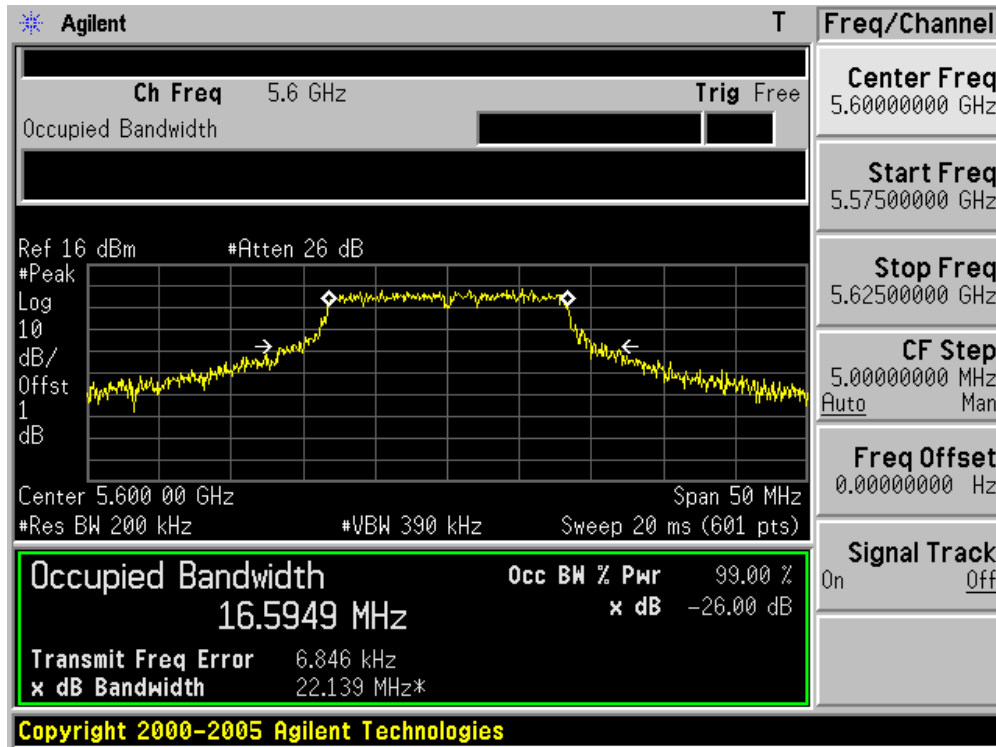
Channel 64 (5320MHz)



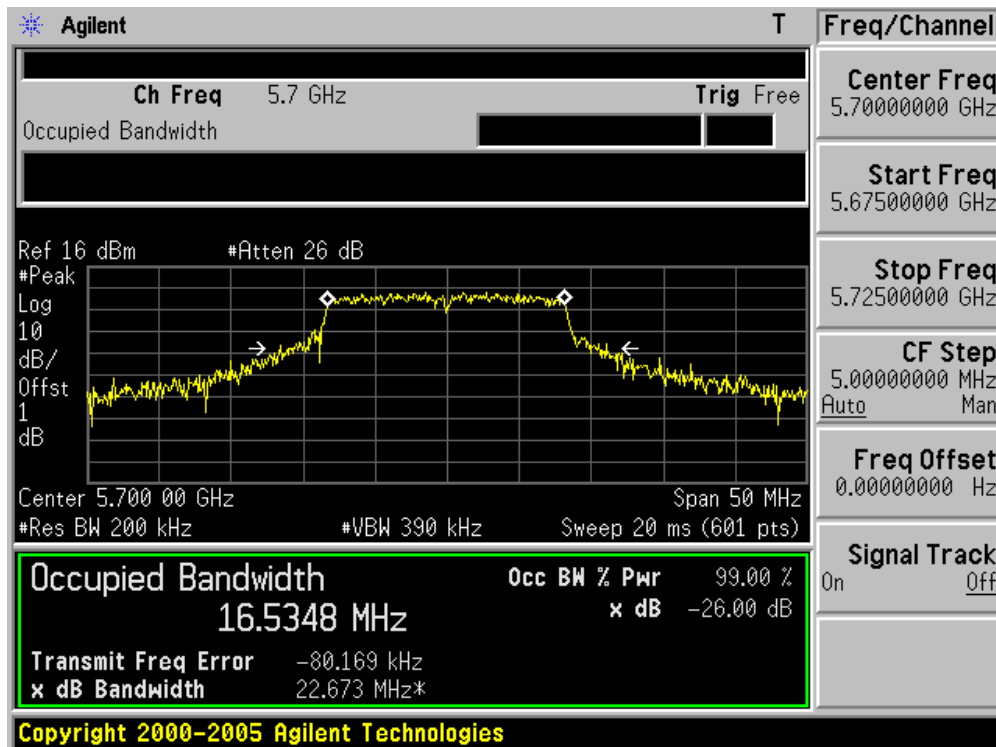
Channel 100 (5500MHz)



Channel 120 (5600MHz)



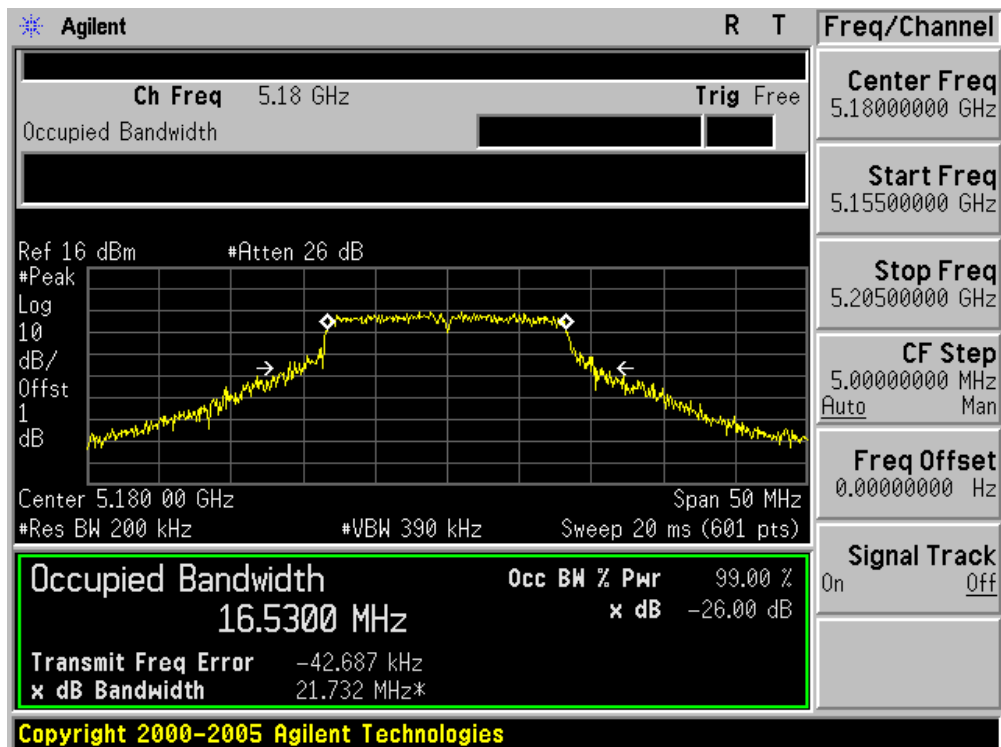
Channel 140 (5700MHz)



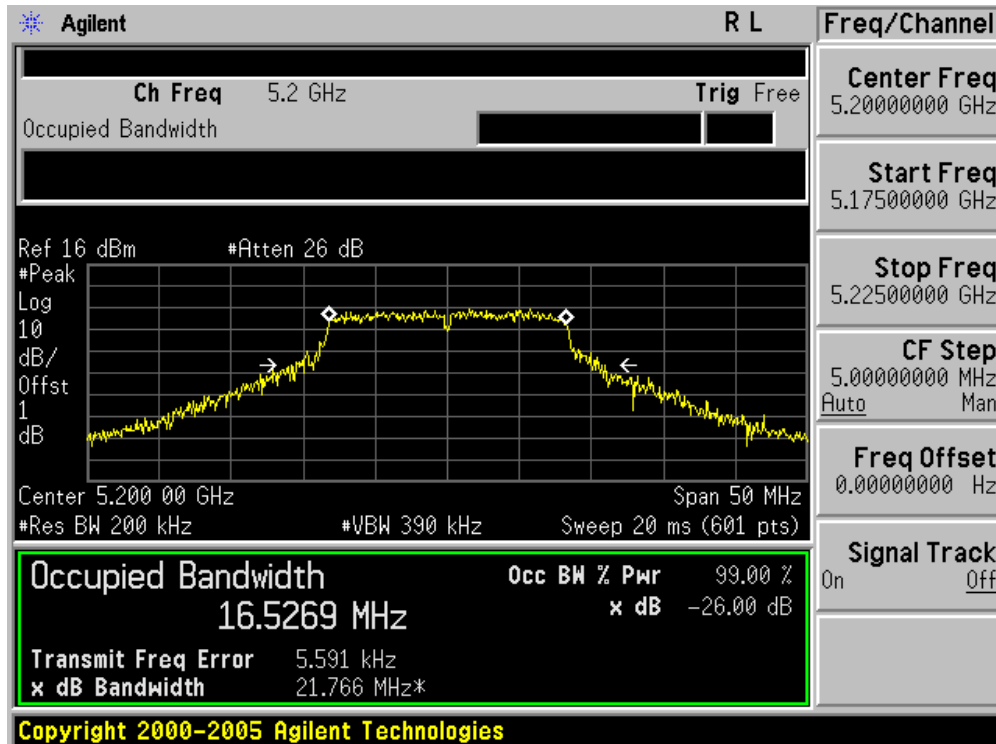
Product	:	Wireless LAN Access Point
Test Item	:	Occupied Bandwidth
Test Site	:	AC-6
Test Mode	:	Mode 1: Transmit by 802.11a (Chain B)

Channel No.	Frequency (MHz)	26dB Occupied Bandwidth (MHz)	99% Occupied Bandwidth (MHz)
36	5180	21.732	16.5300
40	5200	21.766	16.5269
48	5240	22.119	16.5337
52	5260	22.554	16.5249
60	5300	21.374	16.5163
64	5320	21.752	16.5922
100	5500	22.135	16.6355
120	5600	22.344	16.5421
140	5700	21.144	16.5862

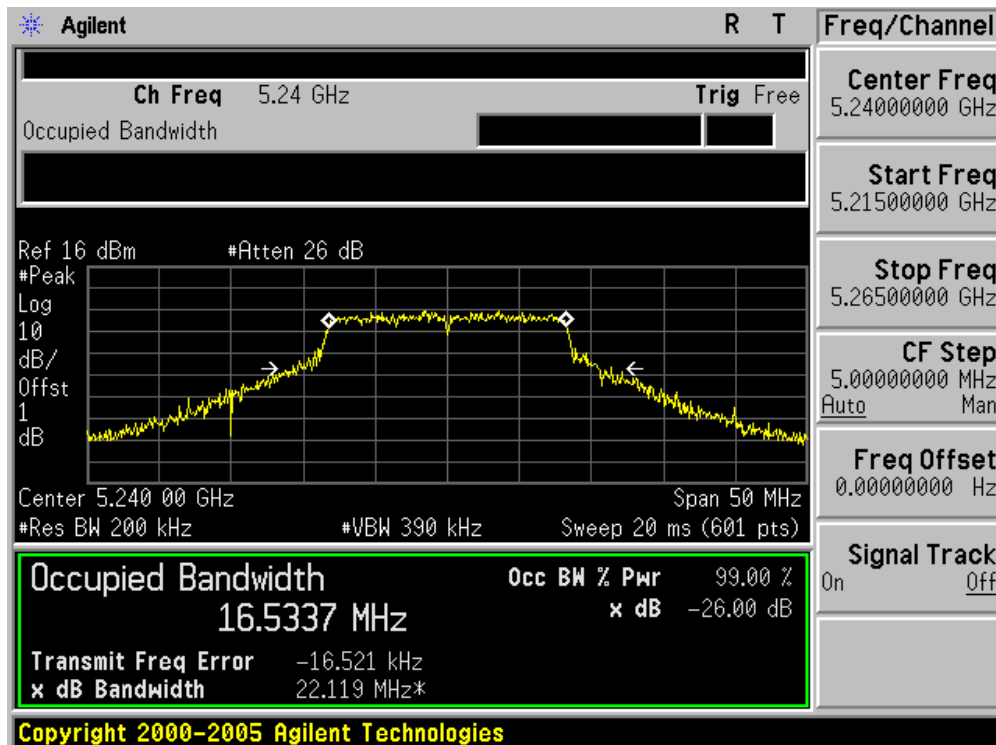
### Channel 36 (5180MHz)



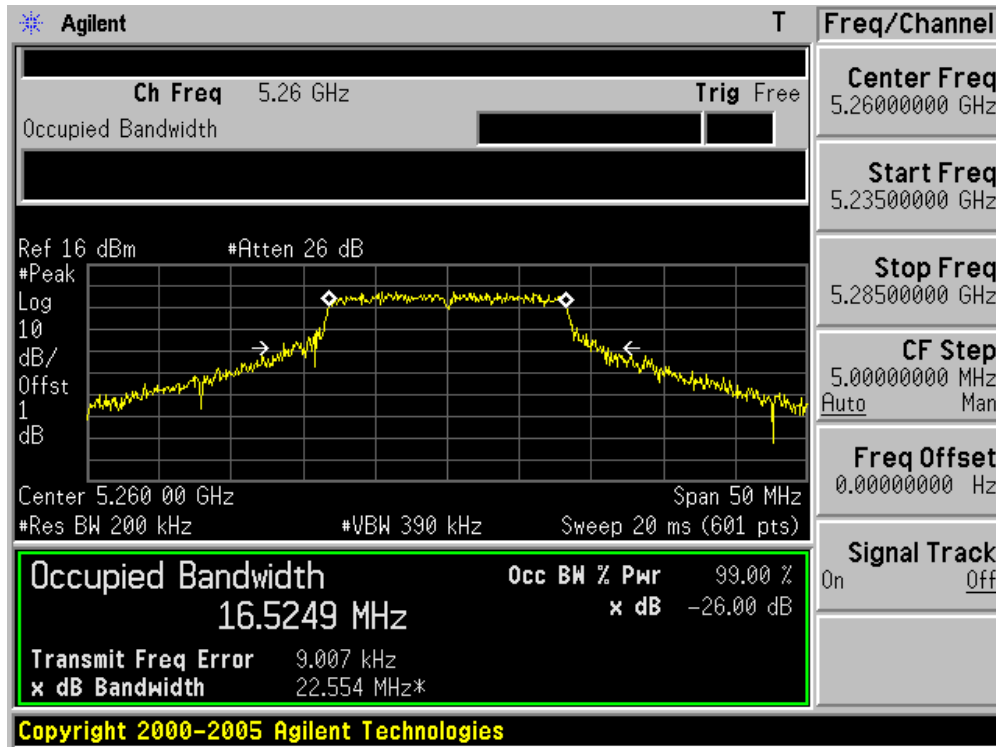
Channel 40 (5200MHz)



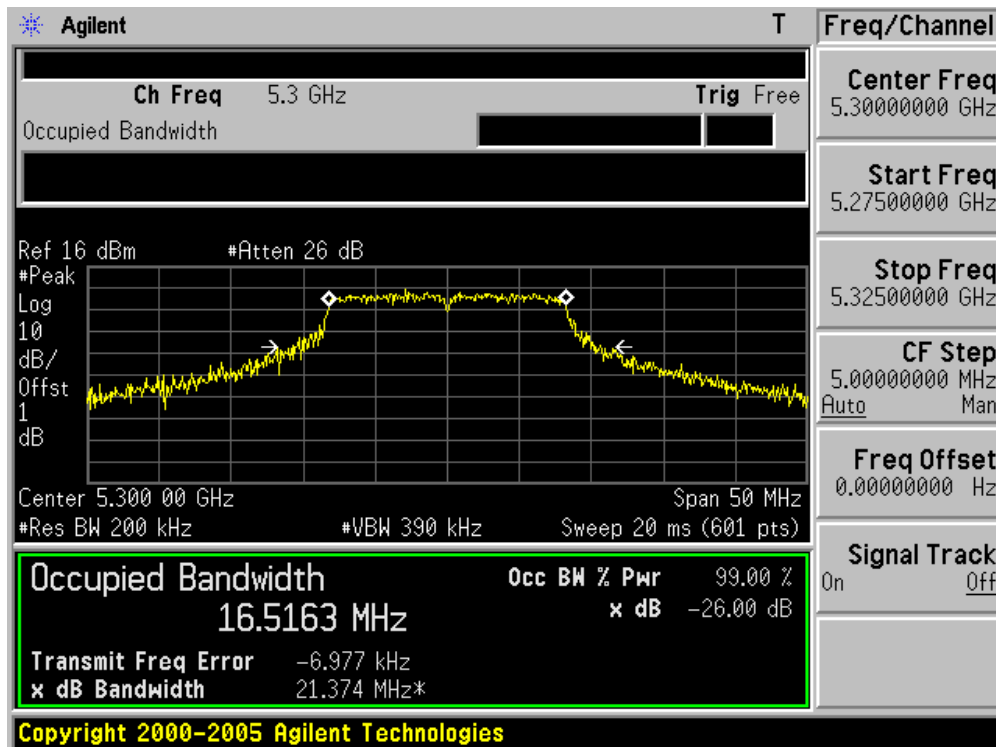
Channel 48 (5240MHz)



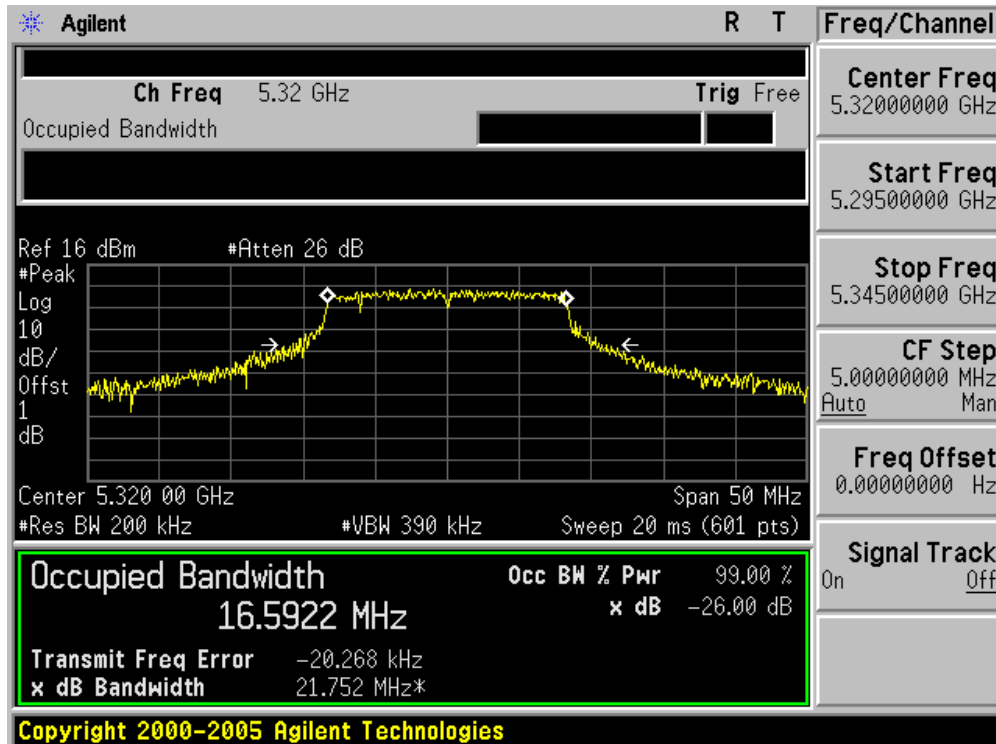
Channel 52 (5260MHz)



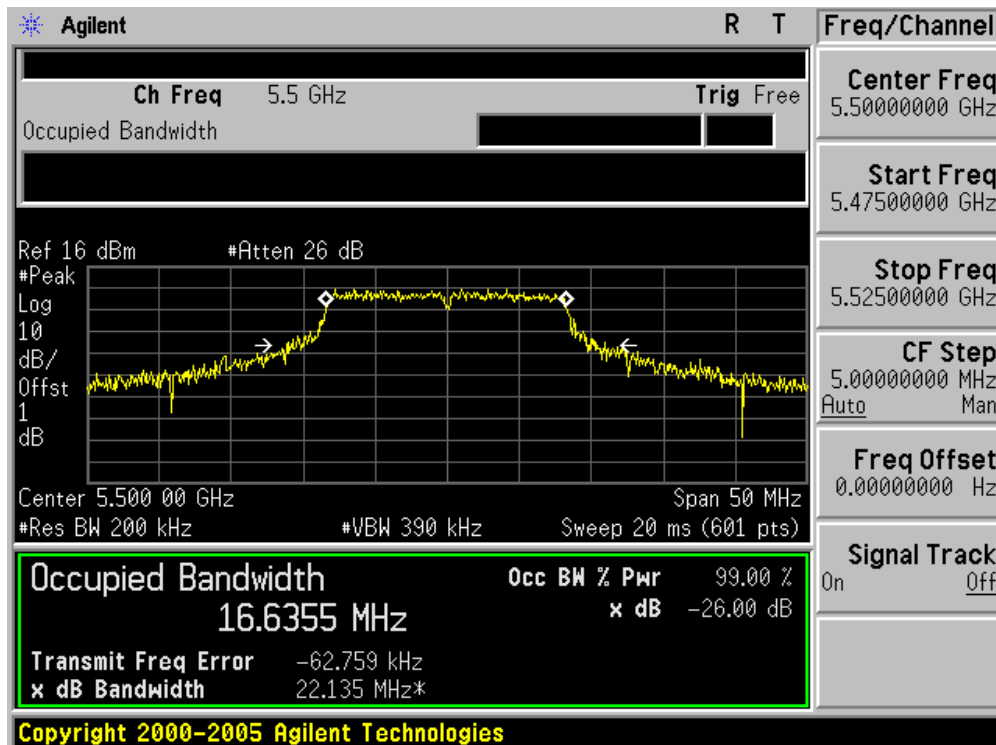
Channel 60 (5300MHz)



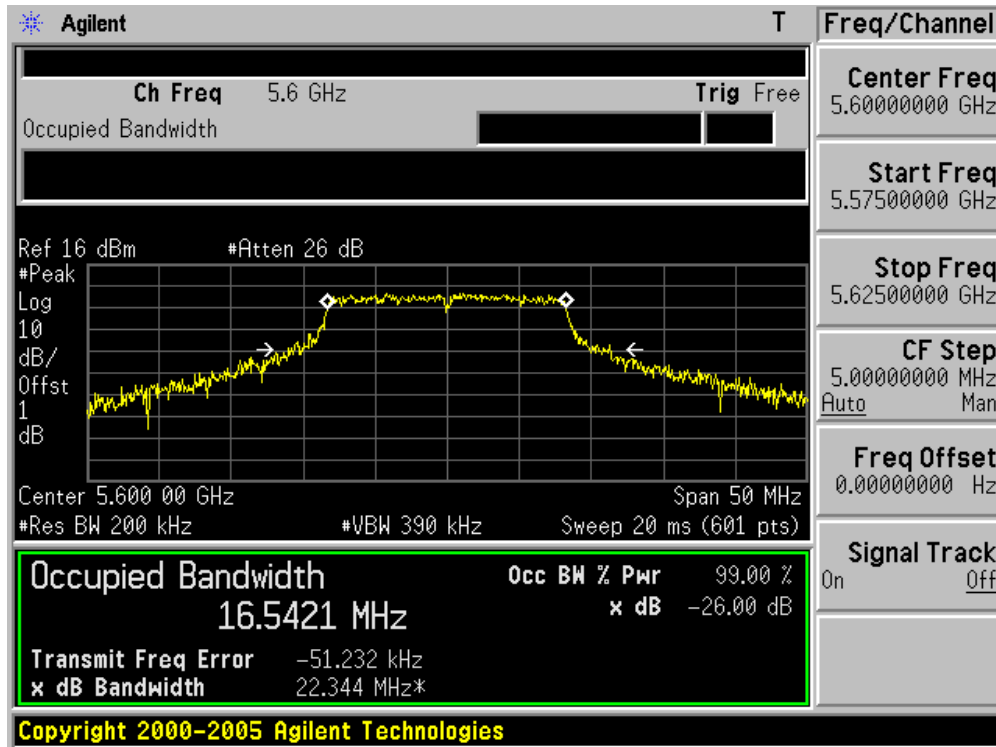
Channel 64 (5320MHz)



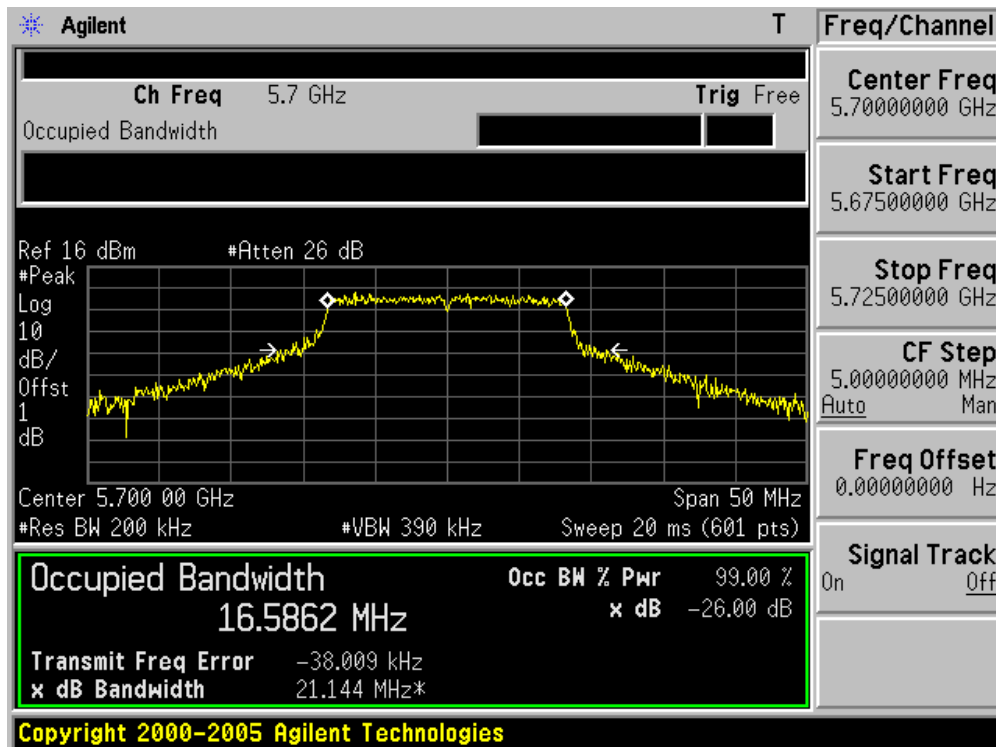
Channel 100 (5500MHz)



Channel 120 (5600MHz)



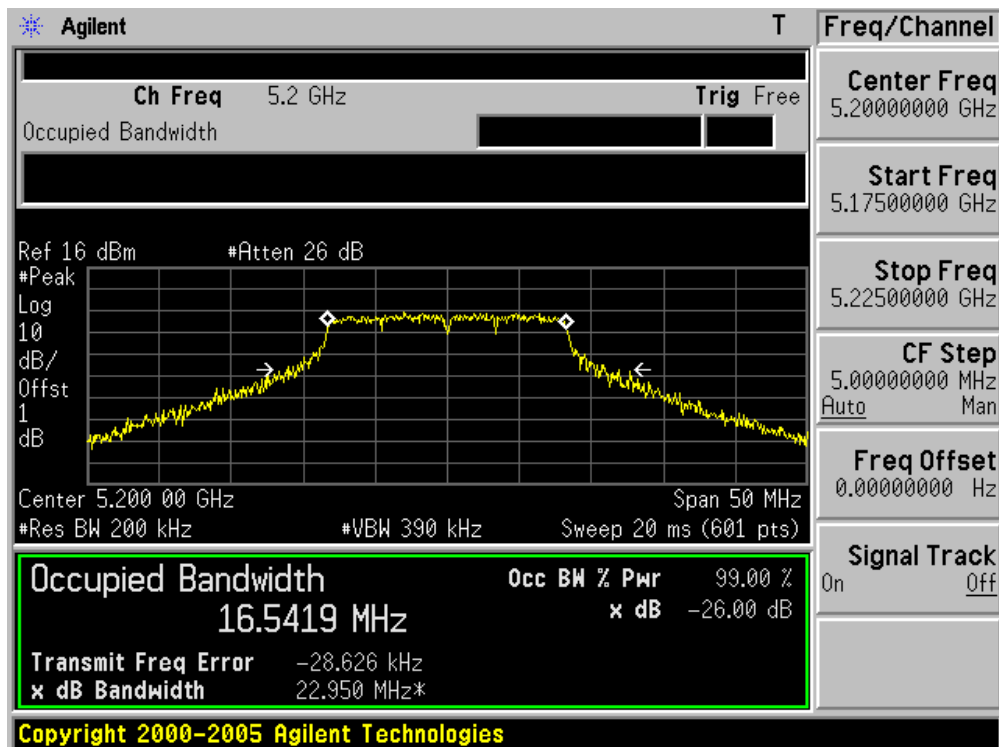
Channel 140 (5700MHz)



Product	:	Wireless LAN Access Point
Test Item	:	Occupied Bandwidth
Test Site	:	AC-6
Test Mode	:	Mode 1: Transmit by 802.11a (Chain C)

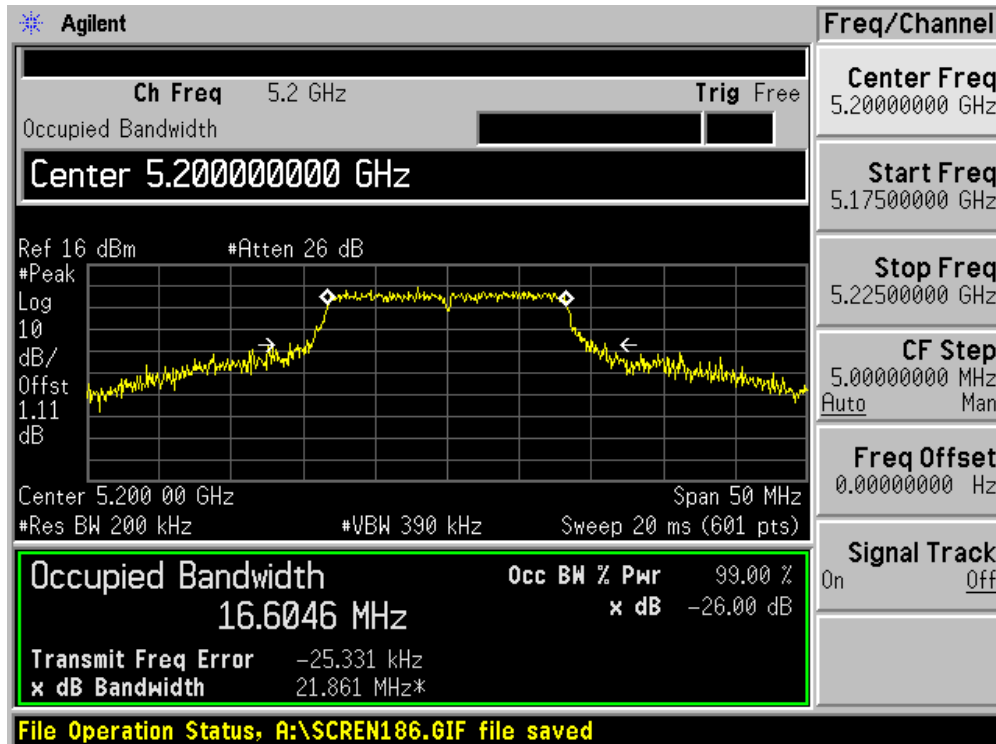
Channel No.	Frequency (MHz)	26dB Occupied Bandwidth (MHz)	99% Occupied Bandwidth (MHz)
36	5180	22.950	16.5419
40	5200	21.861	16.6046
48	5240	21.900	16.5095
52	5260	22.801	16.5614
60	5300	22.871	16.4621
64	5320	20.779	16.5318
100	5500	20.897	16.5419
120	5600	22.219	16.5400
140	5700	22.683	16.5096

### Channel 36 (5180MHz)

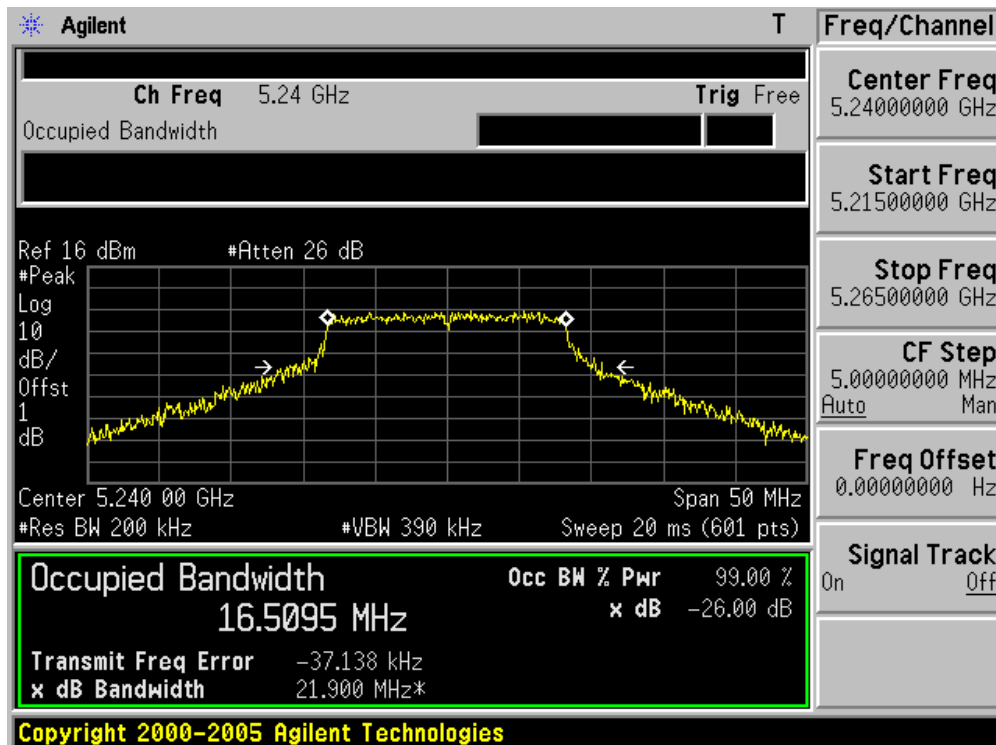




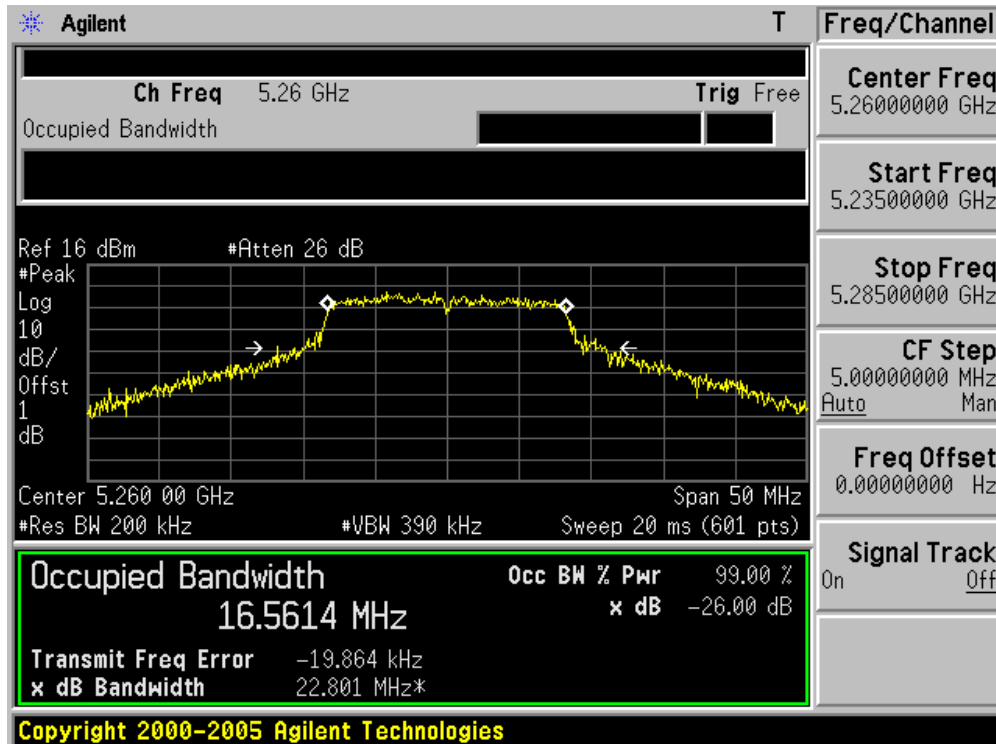
Channel 40 (5200MHz)



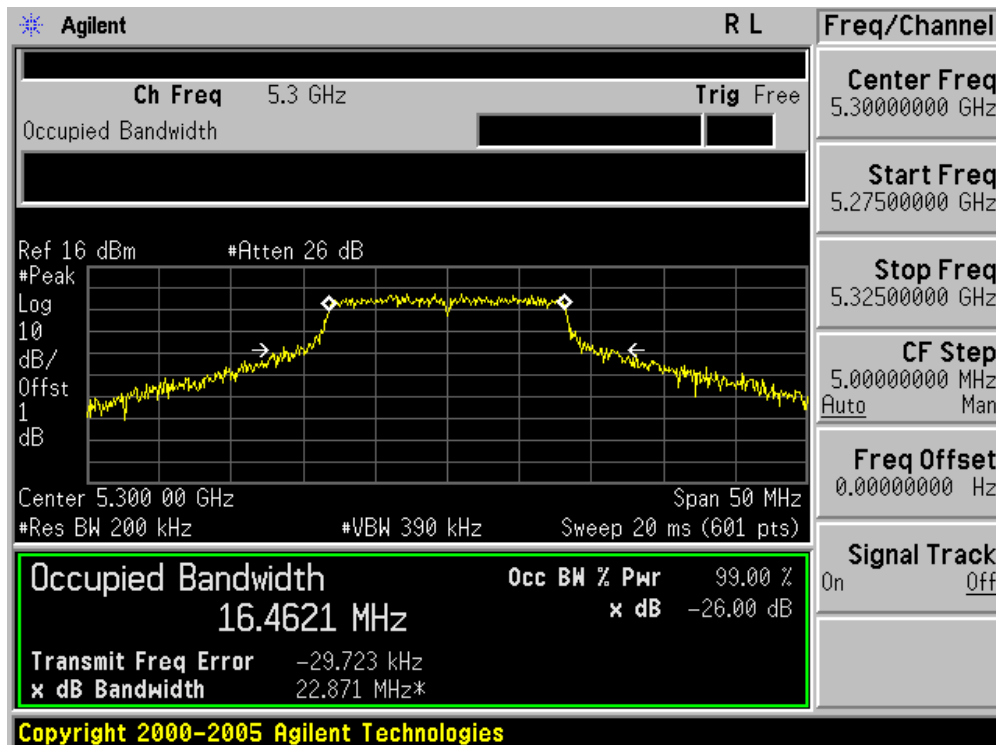
Channel 48 (5240MHz)



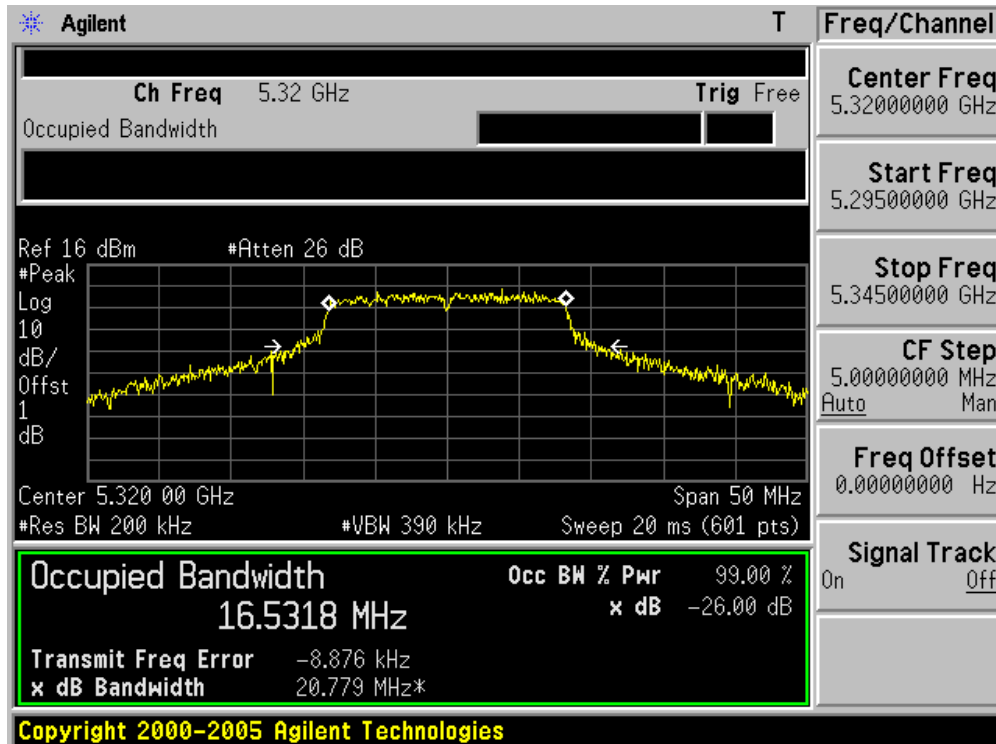
Channel 52 (5260MHz)



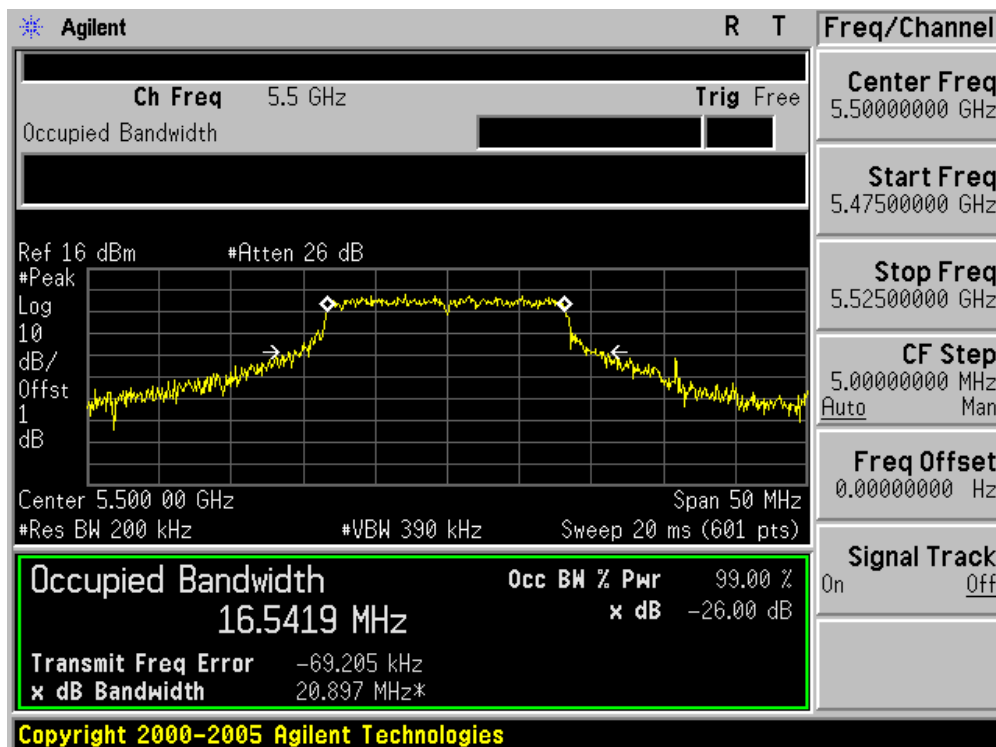
Channel 60 (5300MHz)



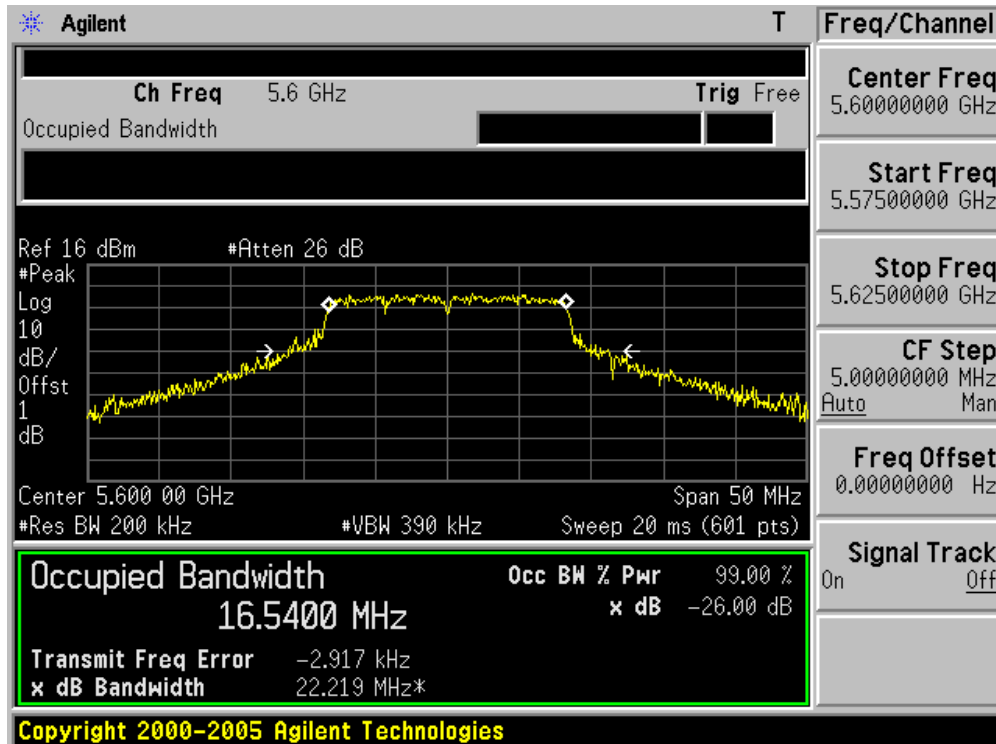
Channel 64 (5320MHz)



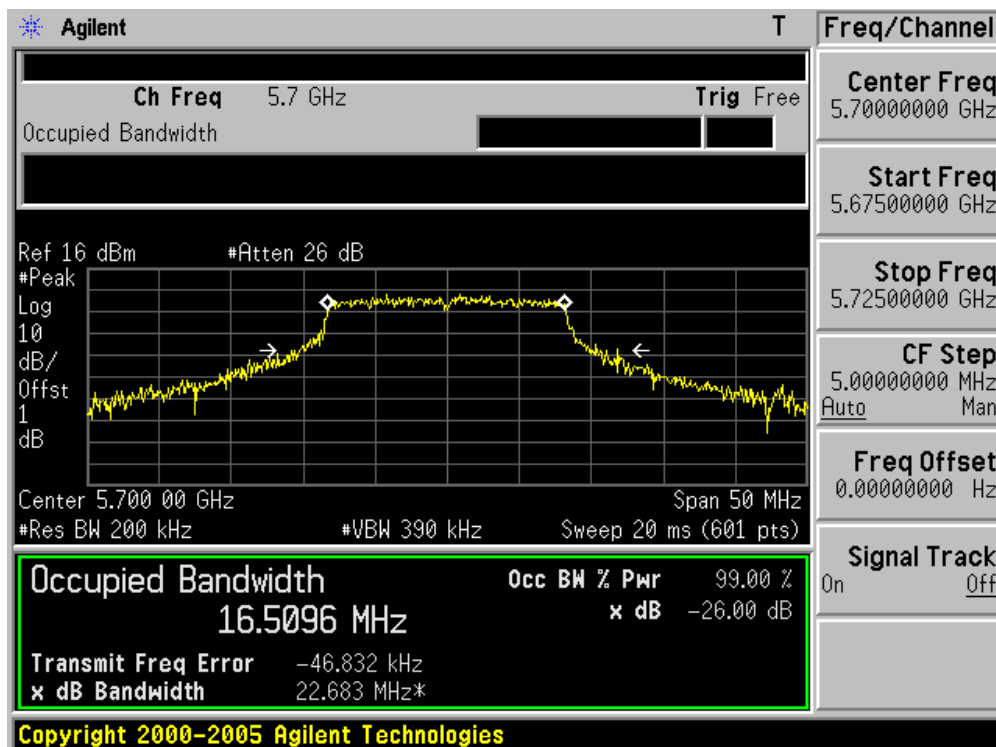
Channel 100 (5500MHz)



Channel 120 (5600MHz)



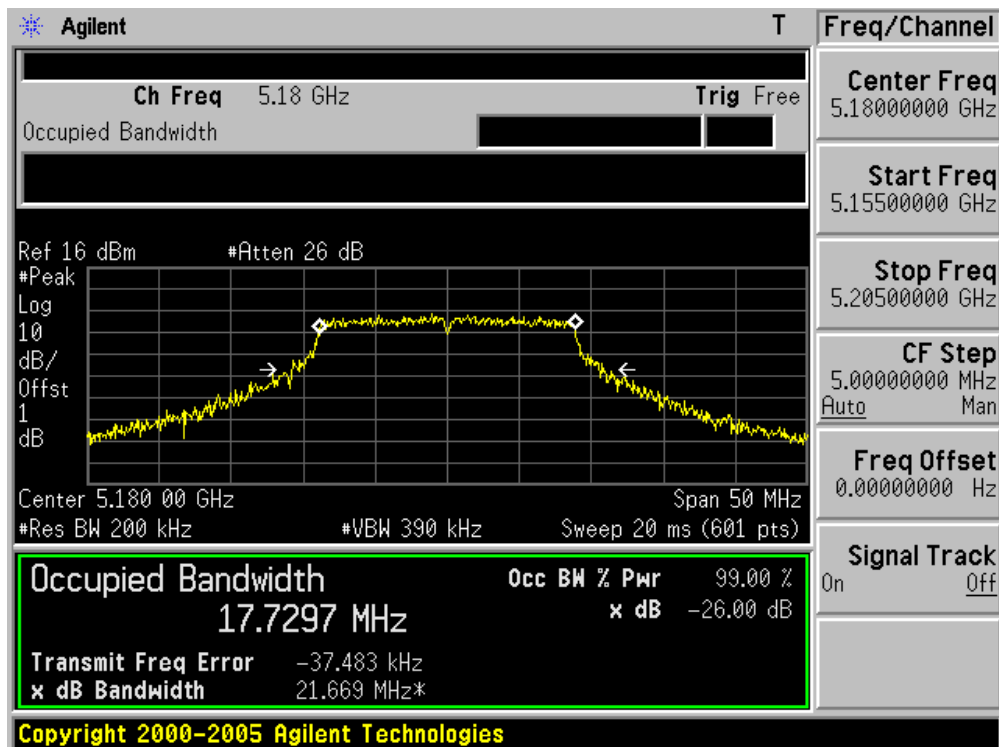
Channel 140 (5700MHz)



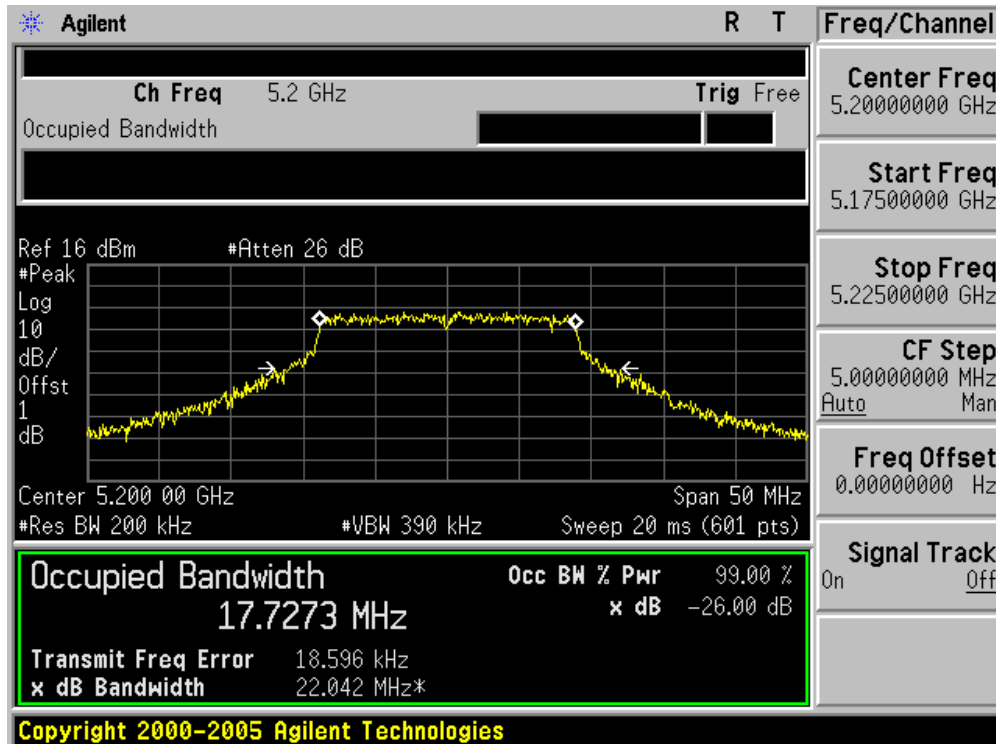
Product	:	Wireless LAN Access Point
Test Item	:	Occupied Bandwidth
Test Site	:	AC-6
Test Mode	:	Mode 2: Transmit by 802.11n (20MHz Bandwidth) (Chain A)

Channel No.	Frequency (MHz)	26dB Occupied Bandwidth (MHz)	99% Occupied Bandwidth (MHz)
36	5180	21.664	17.7297
40	5200	22.042	17.7273
48	5240	22.143	17.5396
52	5260	23.300	17.6735
60	5300	23.816	17.7303
64	5320	22.239	17.7422
100	5500	22.922	17.7116
120	5600	22.231	17.7450
140	5700	22.864	17.6915

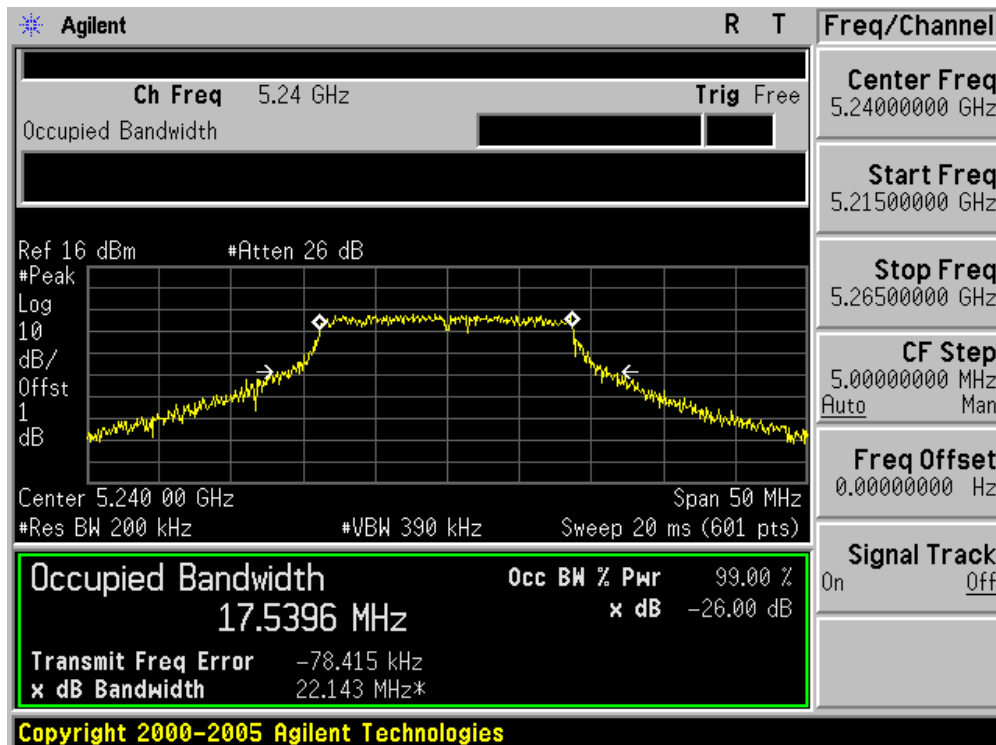
### Channel 36 (5180MHz)



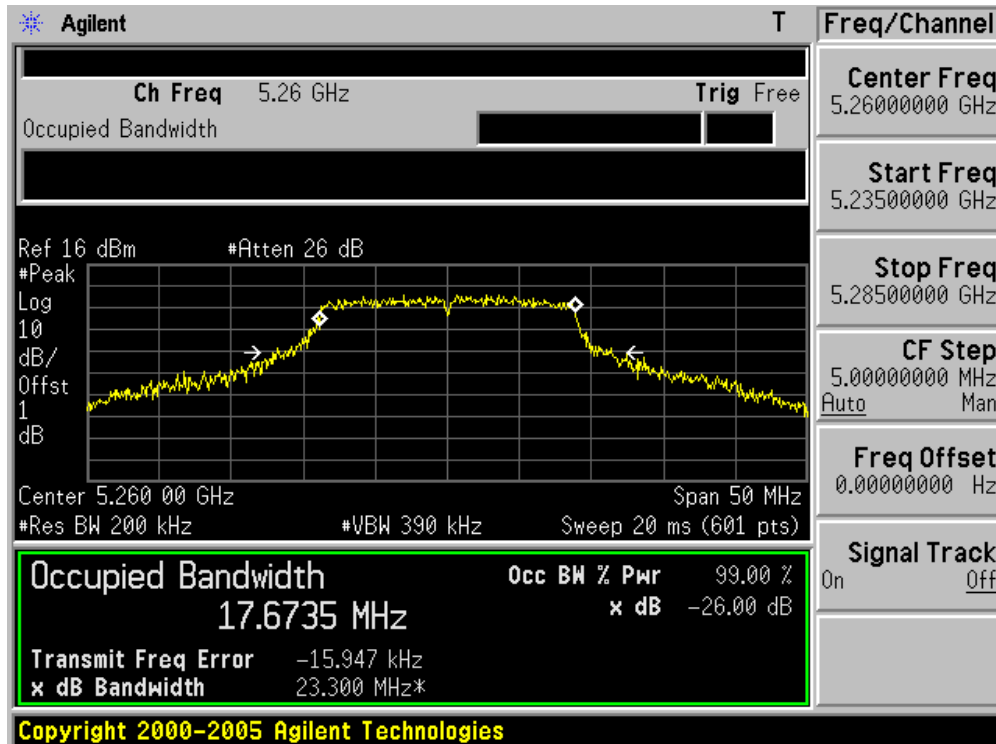
Channel 40 (5200MHz)



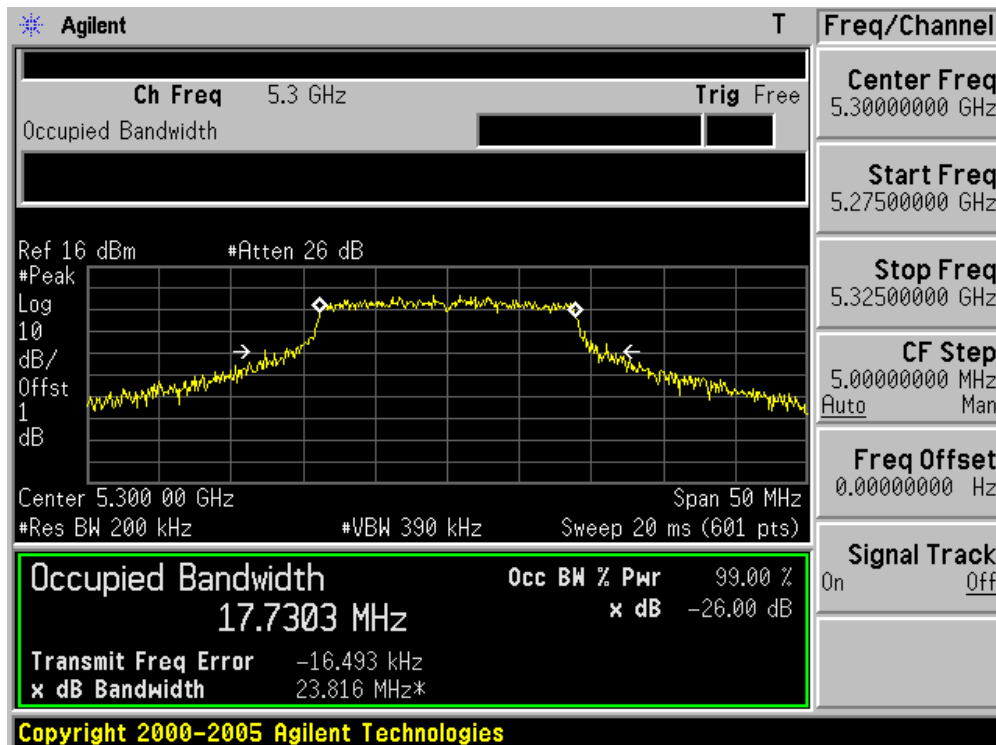
Channel 48 (5240MHz)



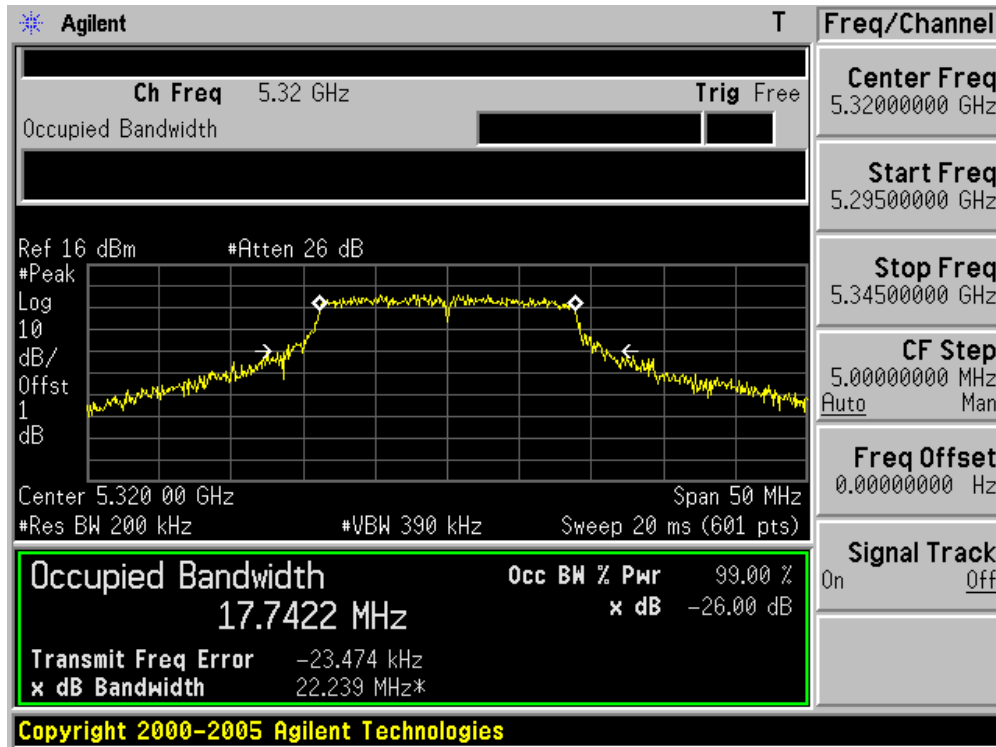
Channel 52 (5260MHz)



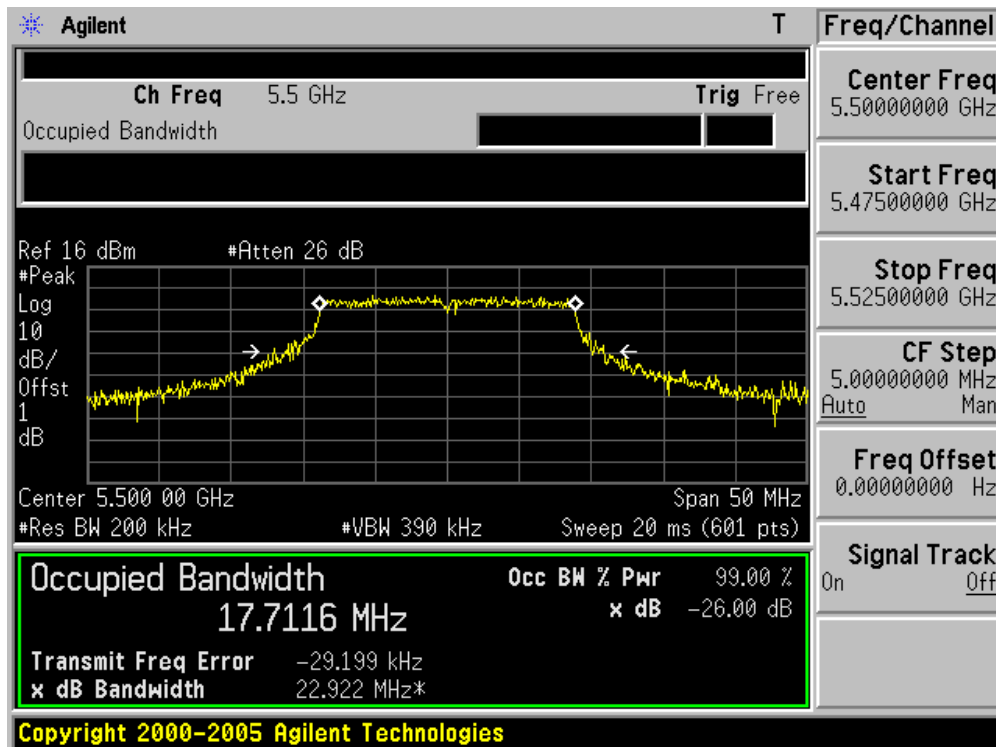
Channel 60 (5300MHz)



Channel 64 (5320MHz)

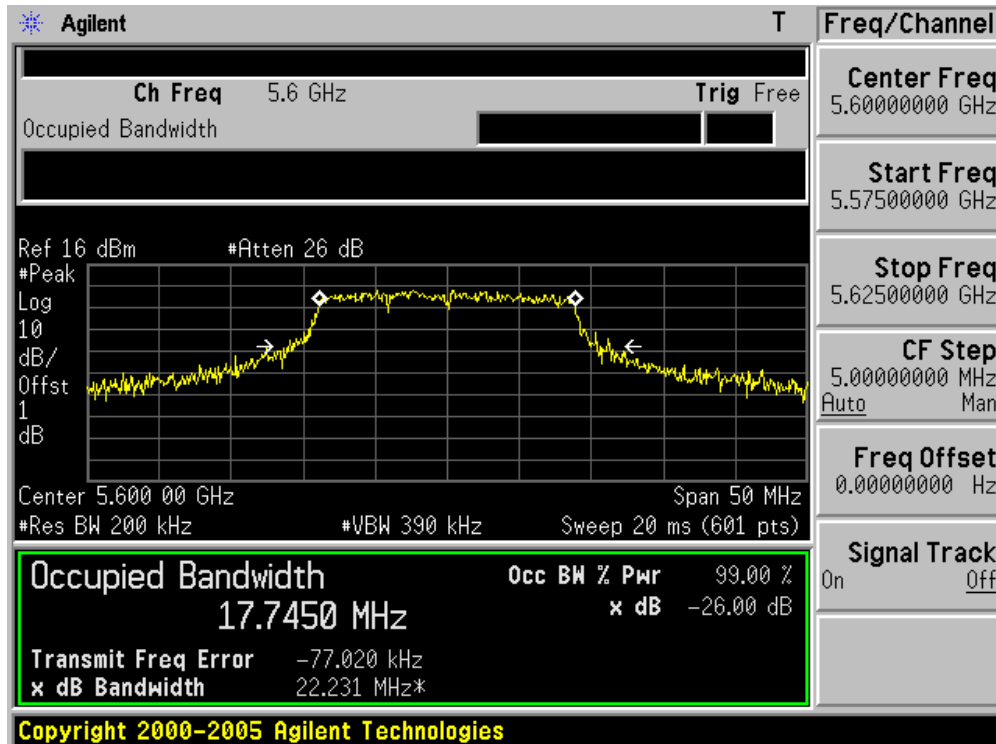


Channel 100 (5500MHz)

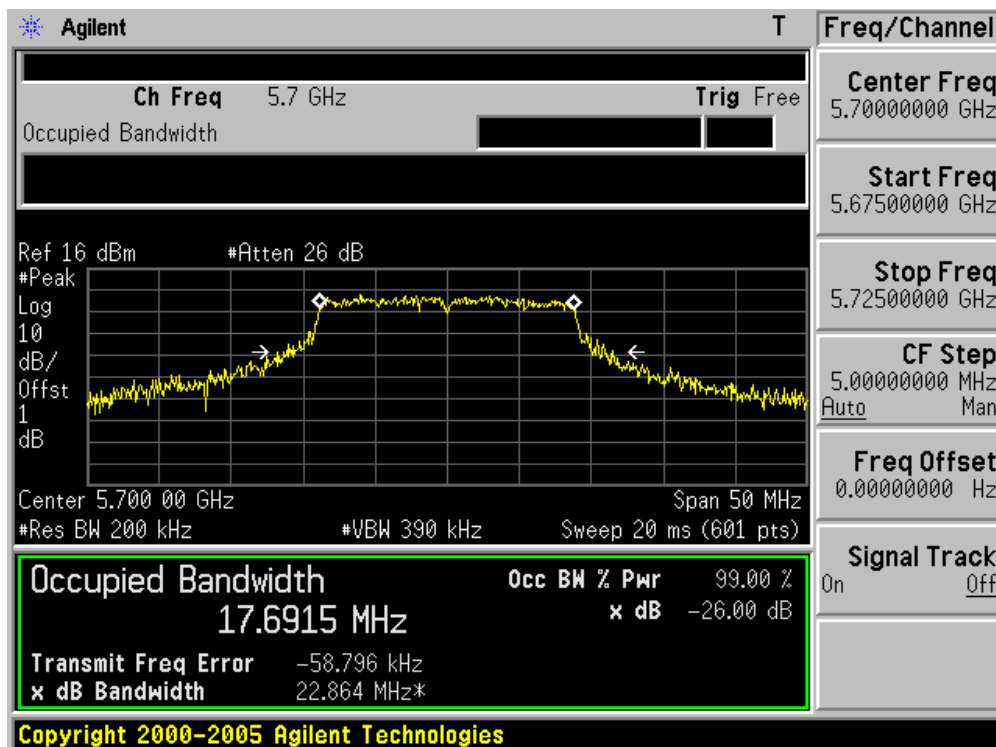




Channel 120 (5600MHz)



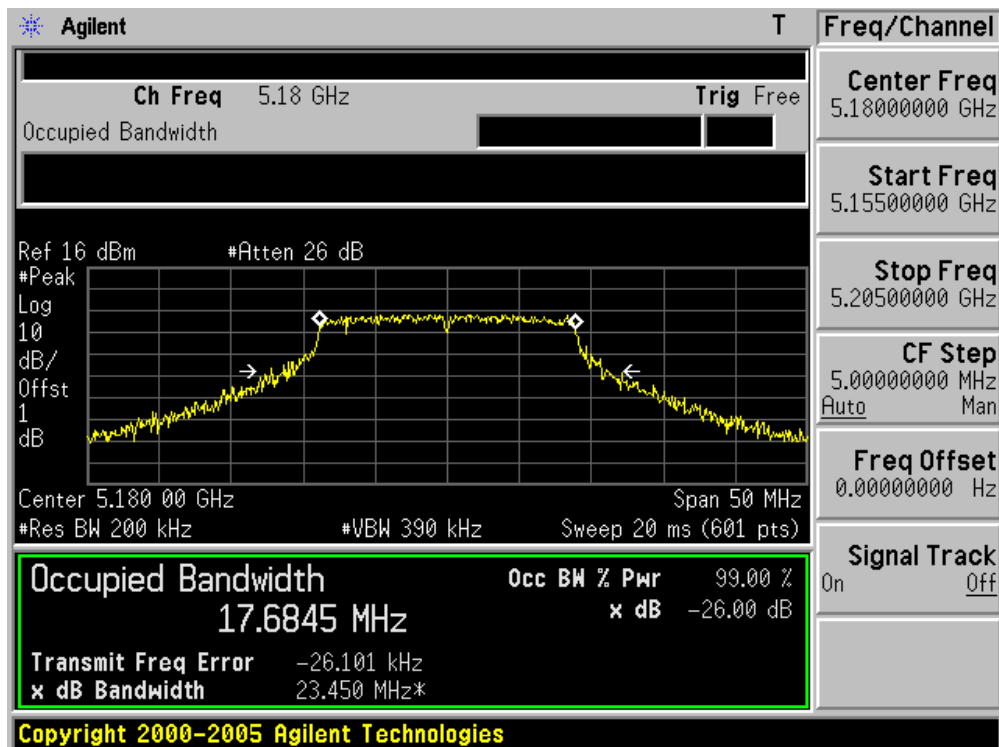
Channel 140 (5700MHz)



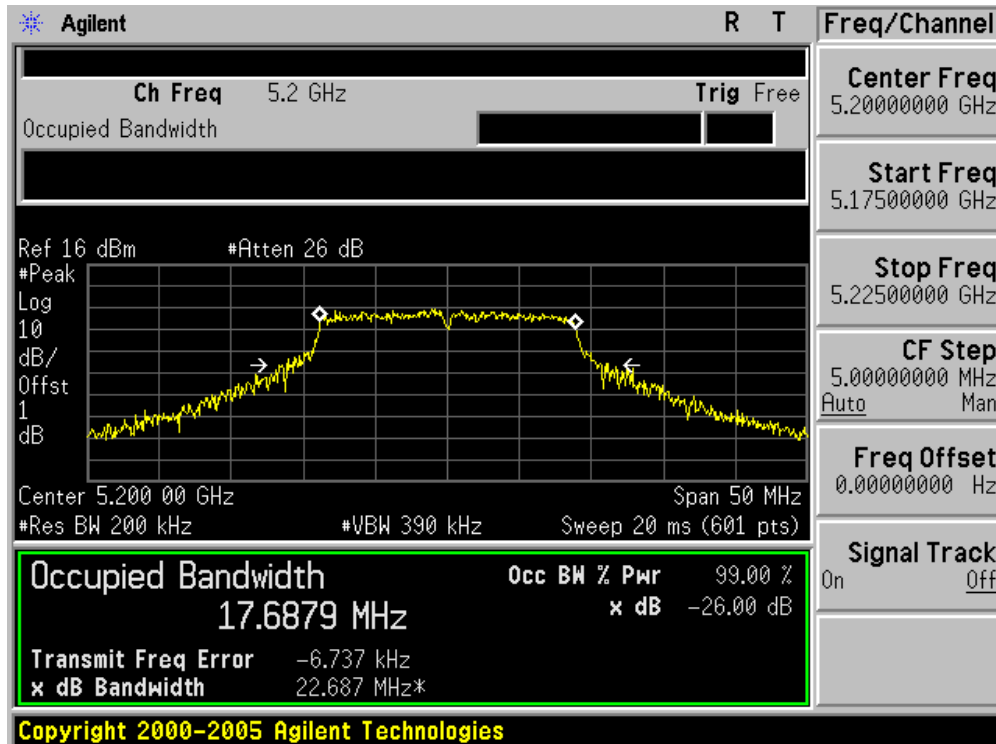
Product	:	Wireless LAN Access Point
Test Item	:	Occupied Bandwidth
Test Site	:	AC-6
Test Mode	:	Mode 2: Transmit by 802.11n (20MHz Bandwidth) (Chain B)

Channel No.	Frequency (MHz)	26dB Occupied Bandwidth (MHz)	99% Occupied Bandwidth (MHz)
36	5180	23.450	17.6845
40	5200	22.687	17.6879
48	5240	22.814	17.7254
52	5260	21.853	17.6485
60	5300	22.842	17.6790
64	5320	21.535	17.7211
100	5500	24.006	17.7988
120	5600	21.903	17.7212
140	5700	21.744	17.6782

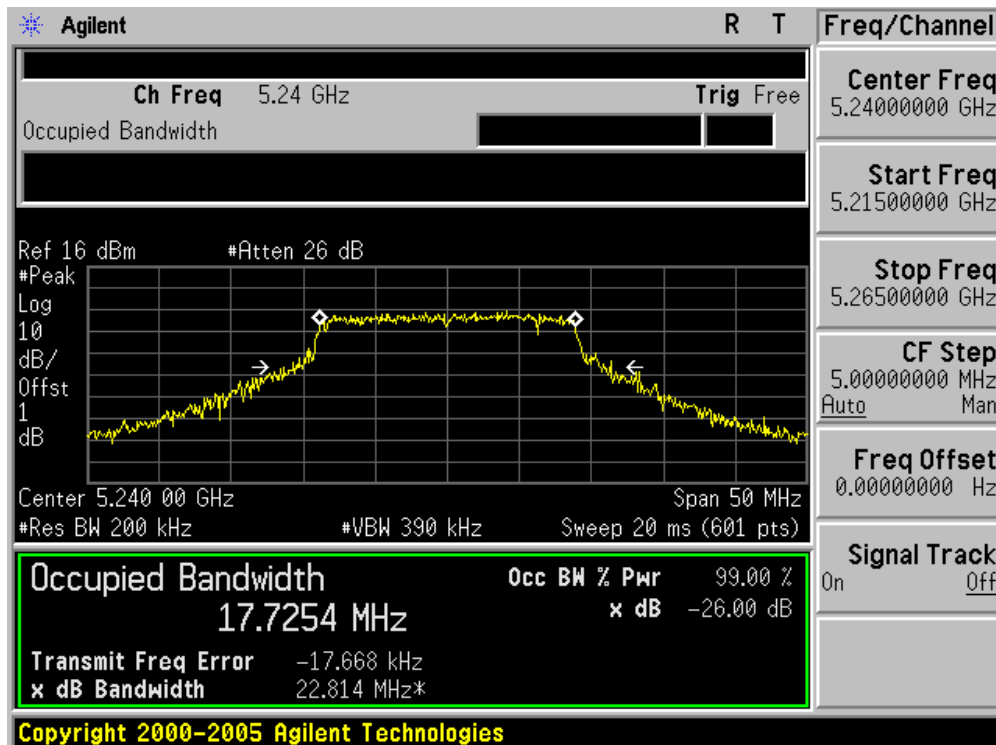
### Channel 36 (5180MHz)



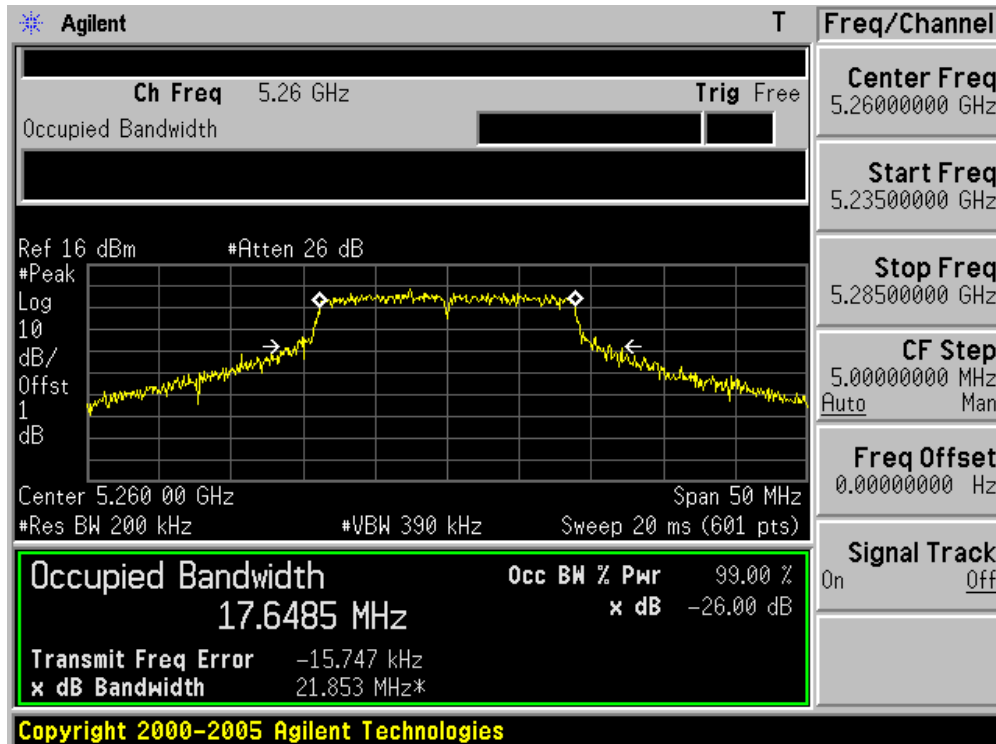
Channel 40 (5200MHz)



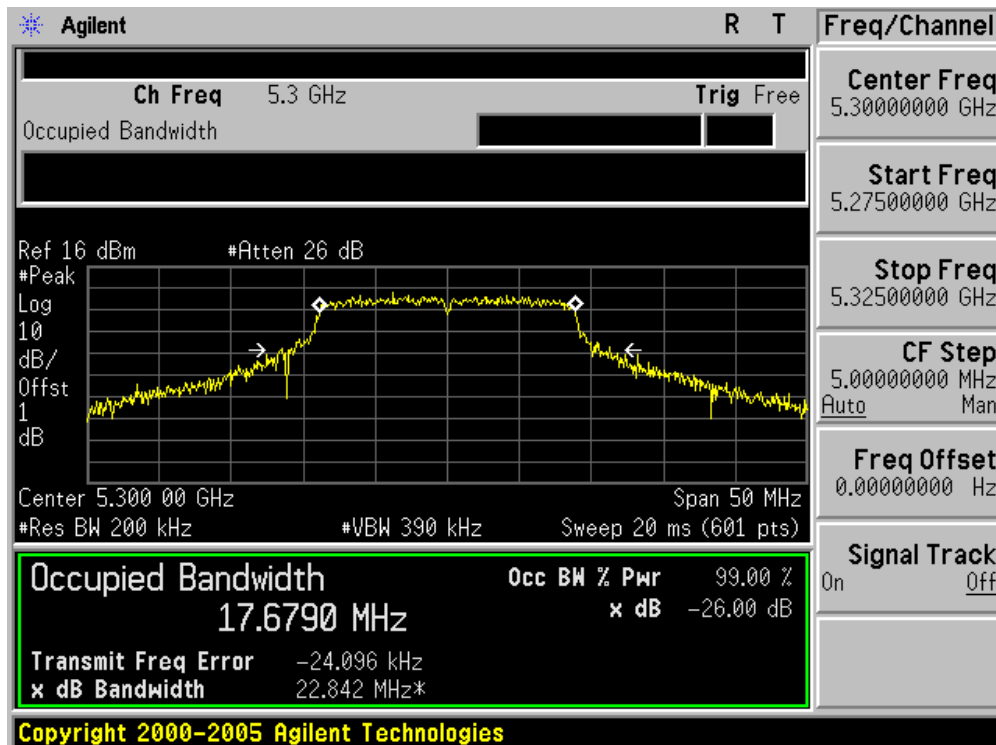
Channel 48 (5240MHz)



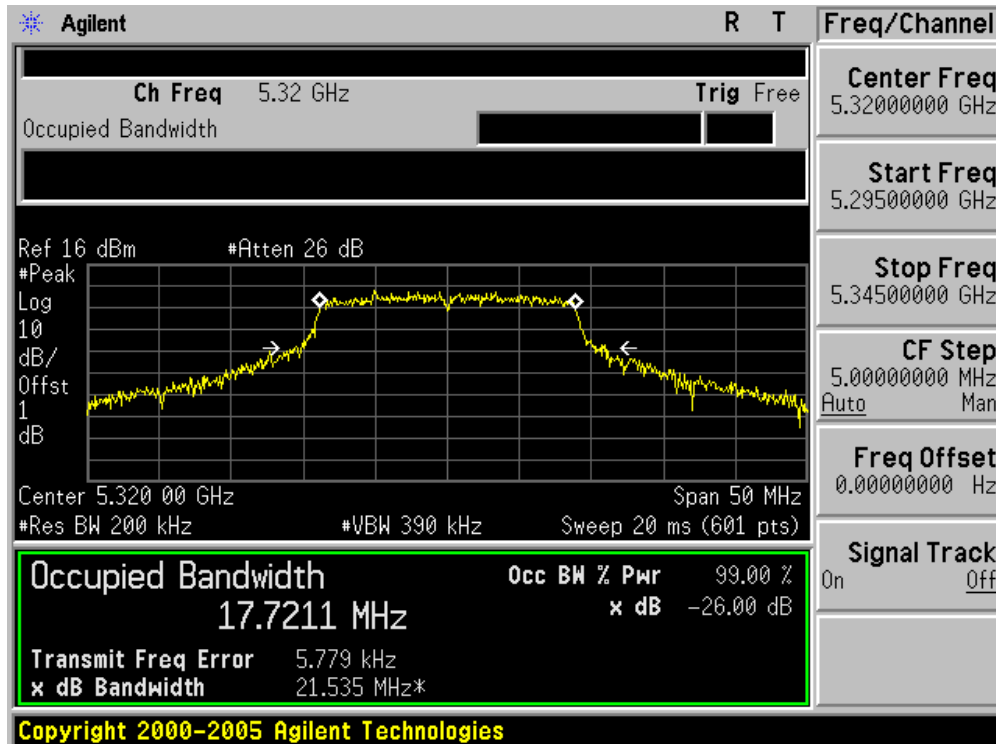
Channel 52 (5260MHz)



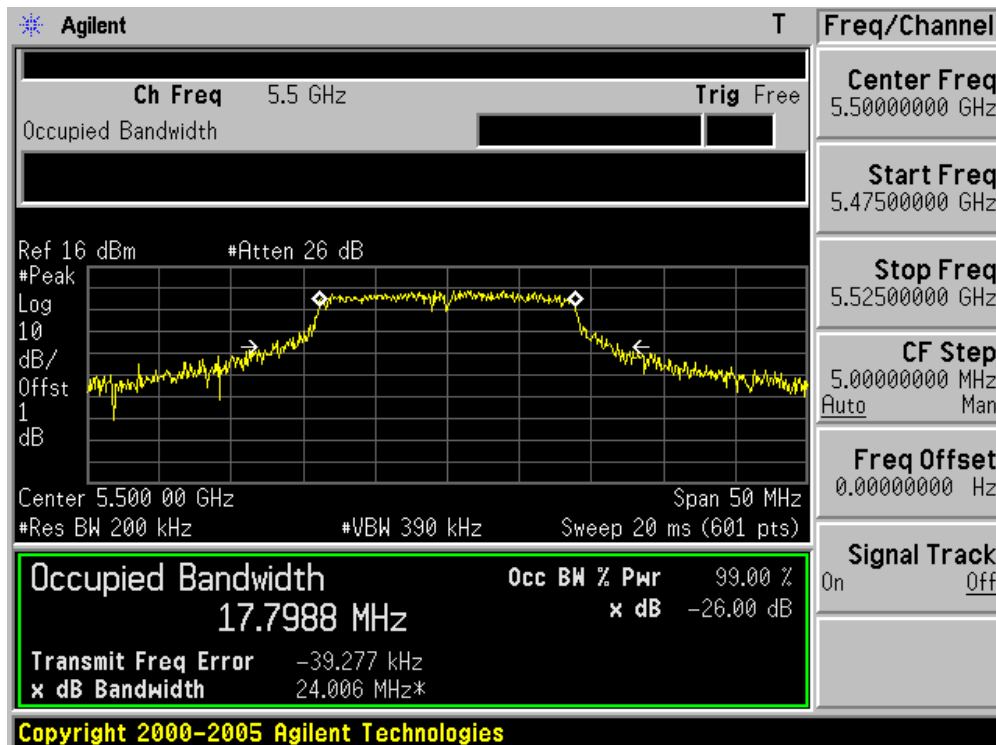
Channel 60 (5300MHz)



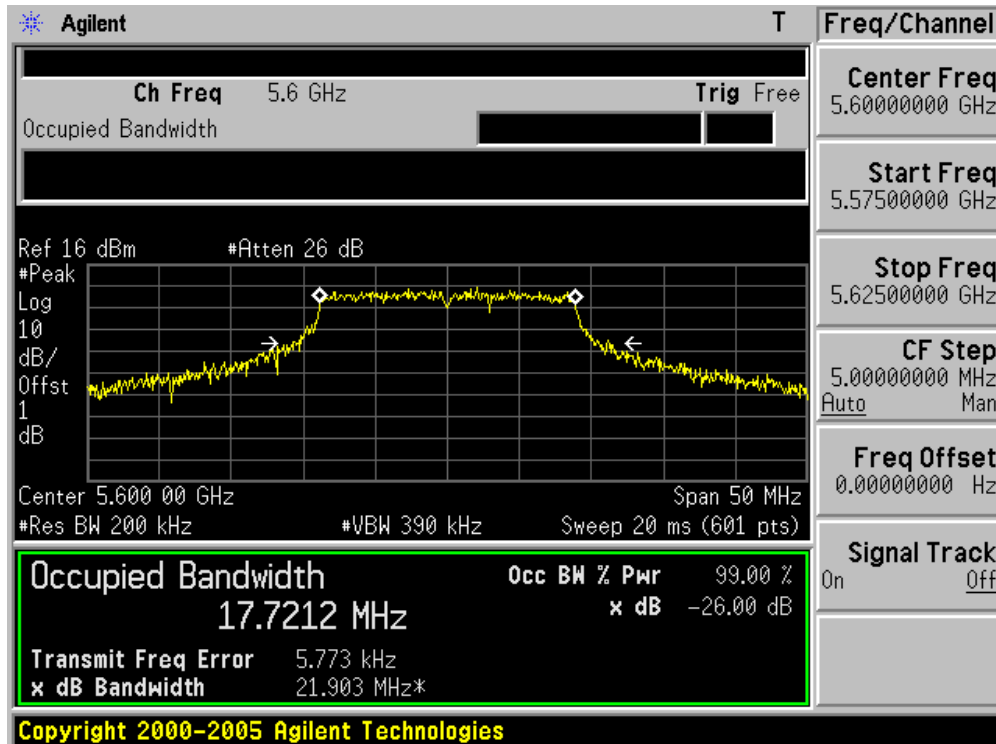
Channel 64 (5320MHz)



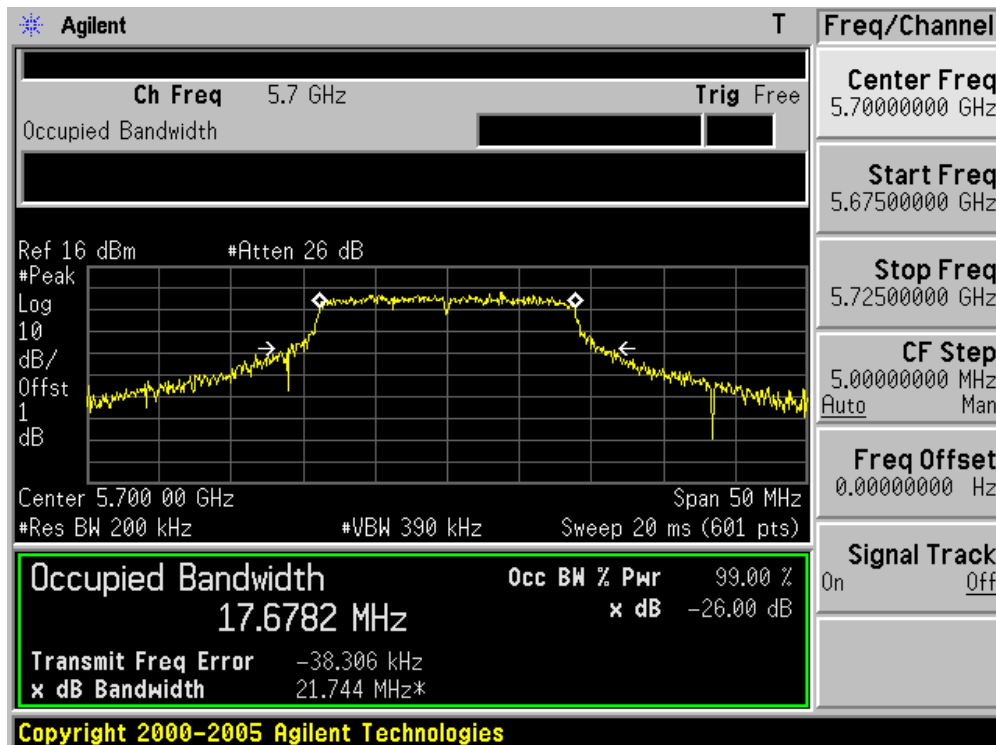
Channel 100 (5500MHz)



Channel 120 (5600MHz)



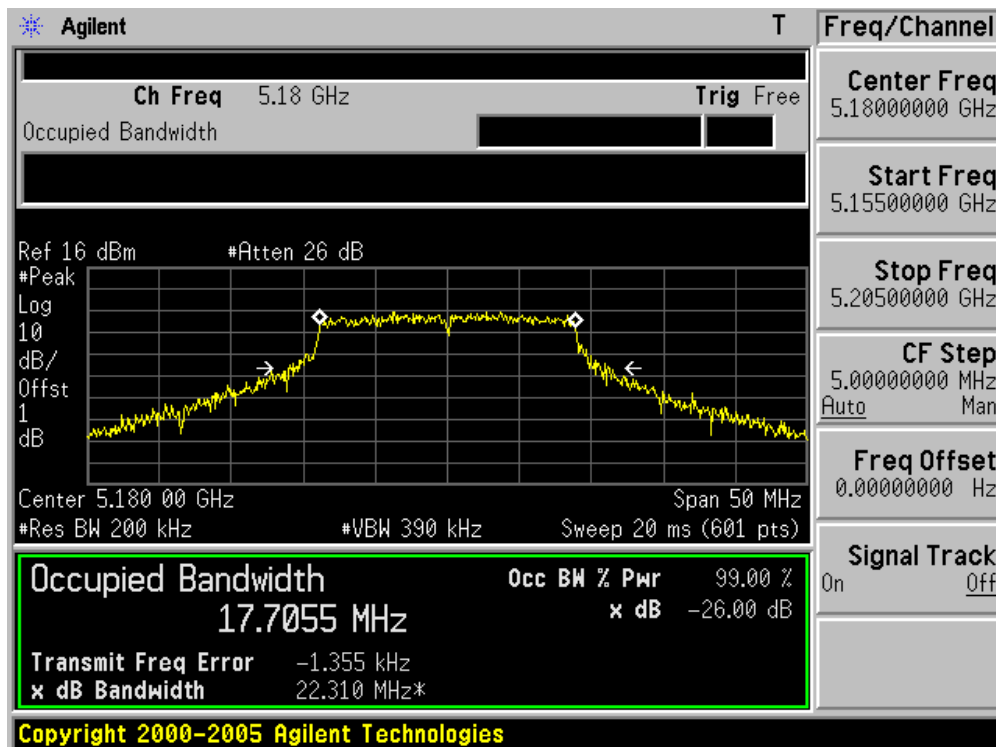
Channel 140 (5700MHz)



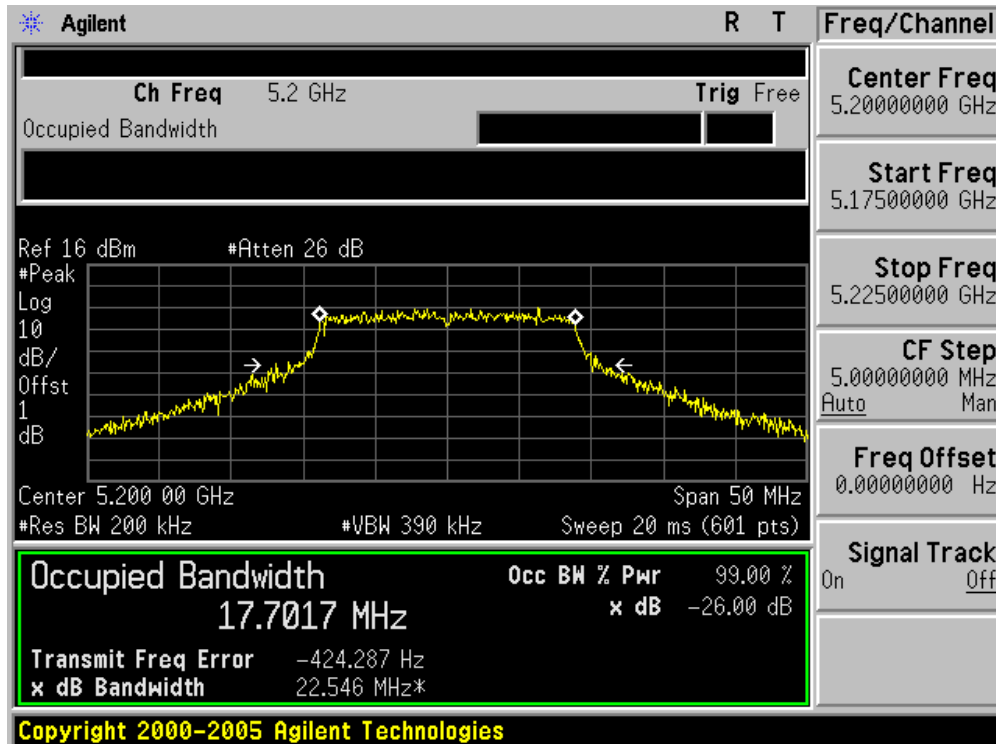
Product	:	Wireless LAN Access Point
Test Item	:	Occupied Bandwidth
Test Site	:	AC-6
Test Mode	:	Mode 2: Transmit by 802.11n (20MHz Bandwidth) (Chain C)

Channel No.	Frequency (MHz)	26dB Occupied Bandwidth (MHz)	99% Occupied Bandwidth (MHz)
36	5180	22.310	17.7055
40	5200	22.546	17.7017
48	5240	23.162	17.7130
52	5260	22.727	17.7201
60	5300	23.145	17.7198
64	5320	22.121	17.7714
100	5500	22.524	17.7135
120	5600	22.372	17.7187
140	5700	22.880	17.7234

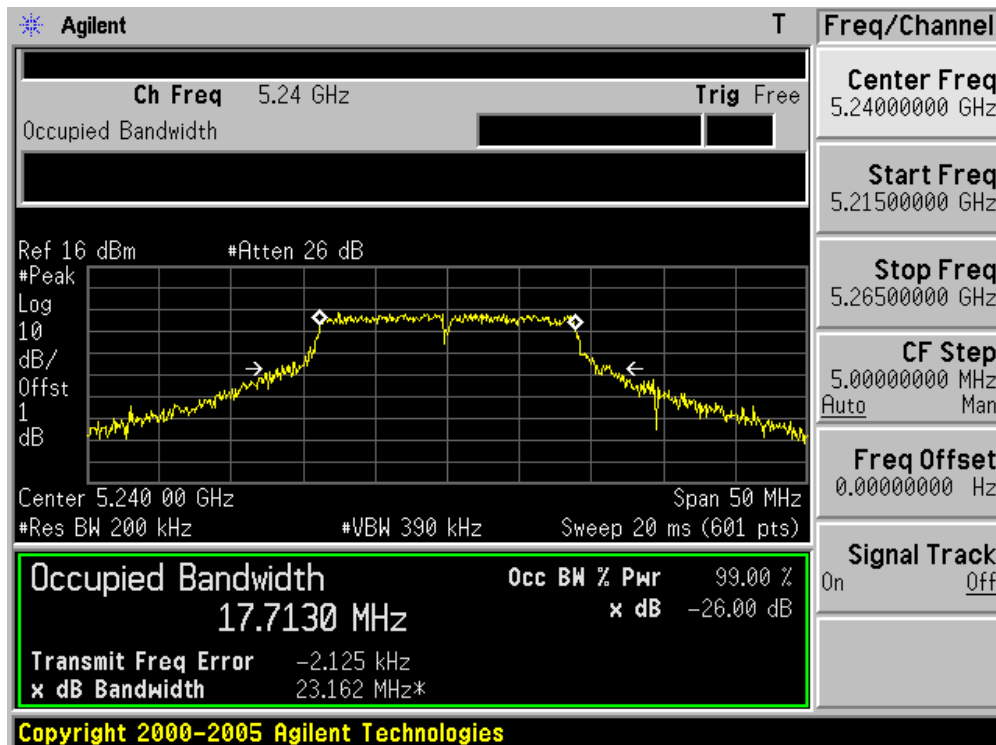
### Channel 36 (5180MHz)



Channel 40 (5200MHz)

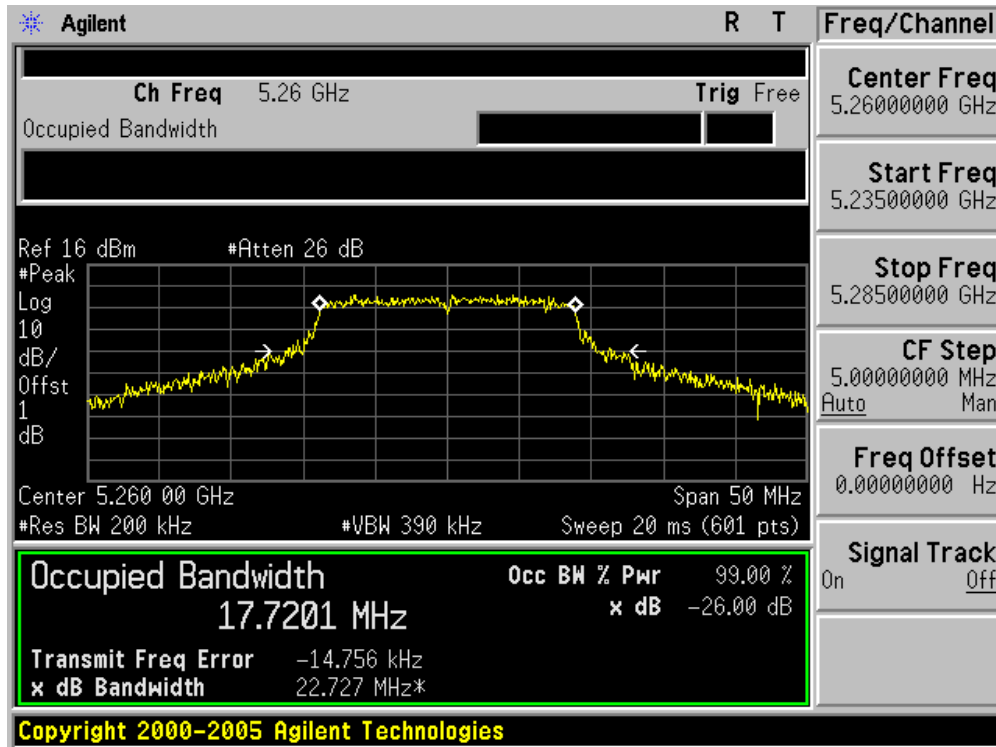


Channel 48 (5240MHz)

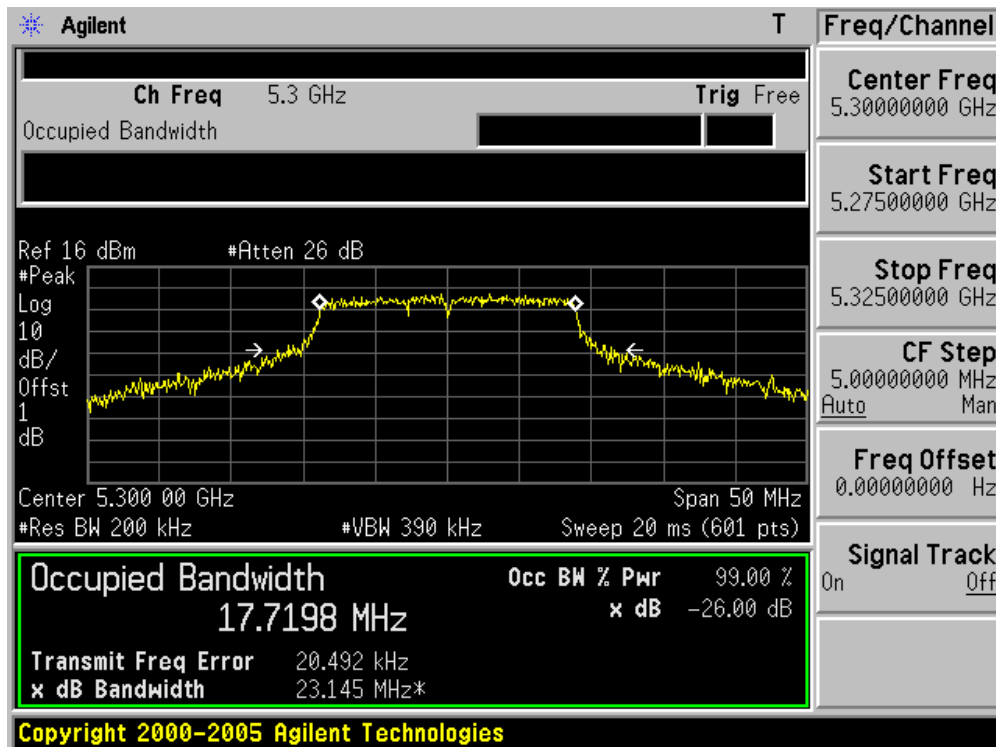




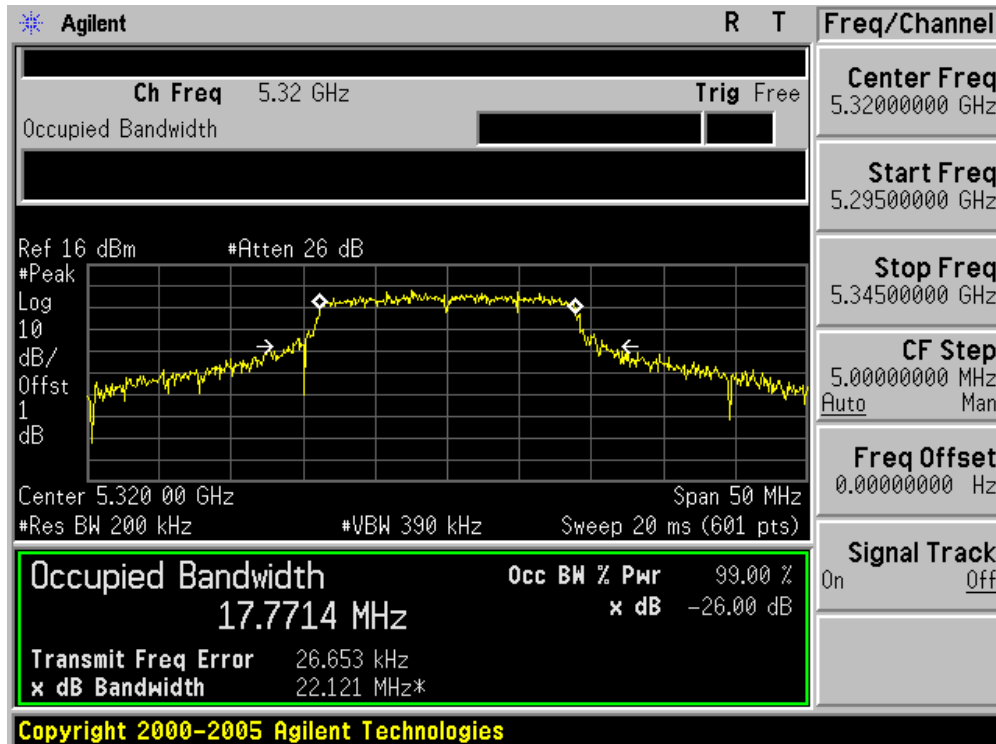
Channel 52 (5260MHz)



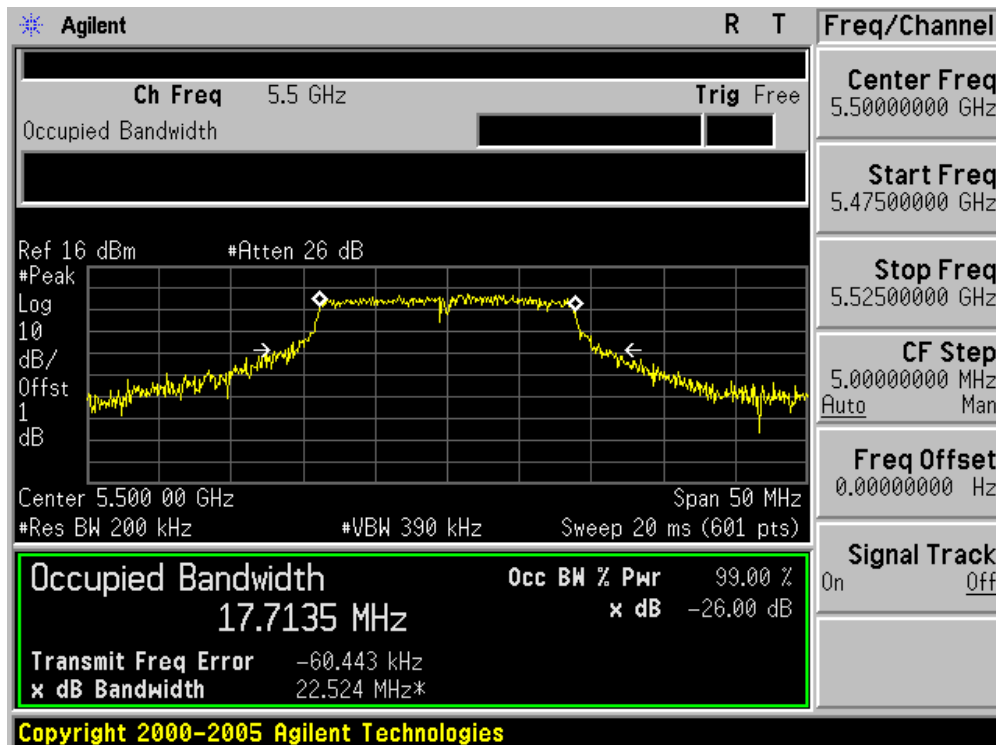
Channel 60 (5300MHz)



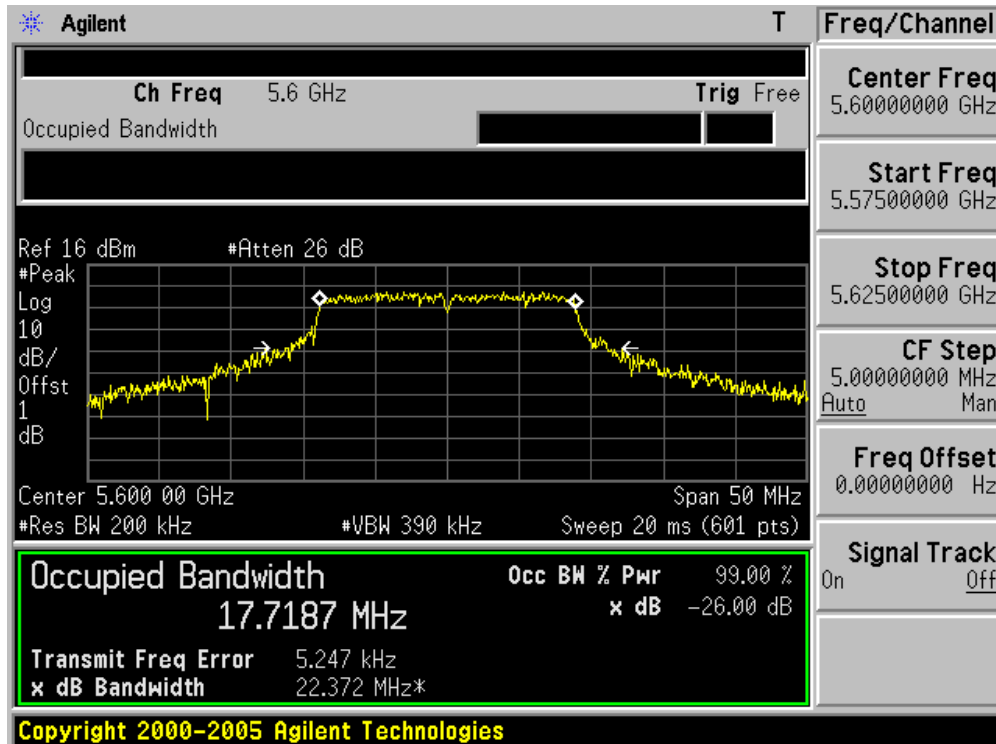
Channel 64 (5320MHz)



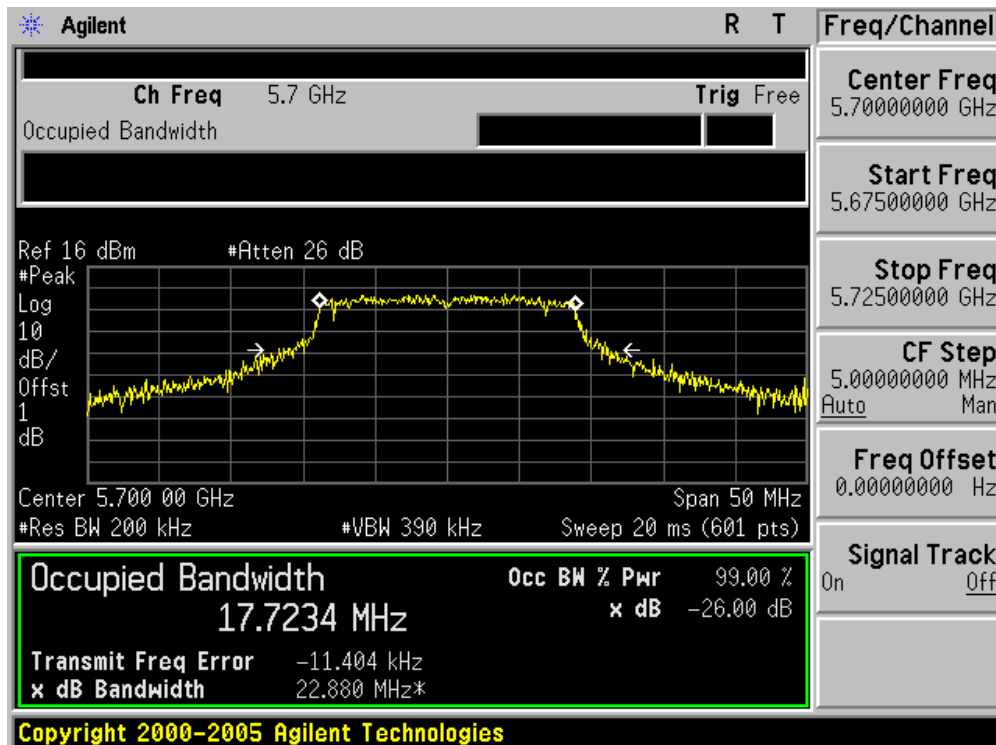
Channel 100 (5500MHz)



Channel 120 (5600MHz)



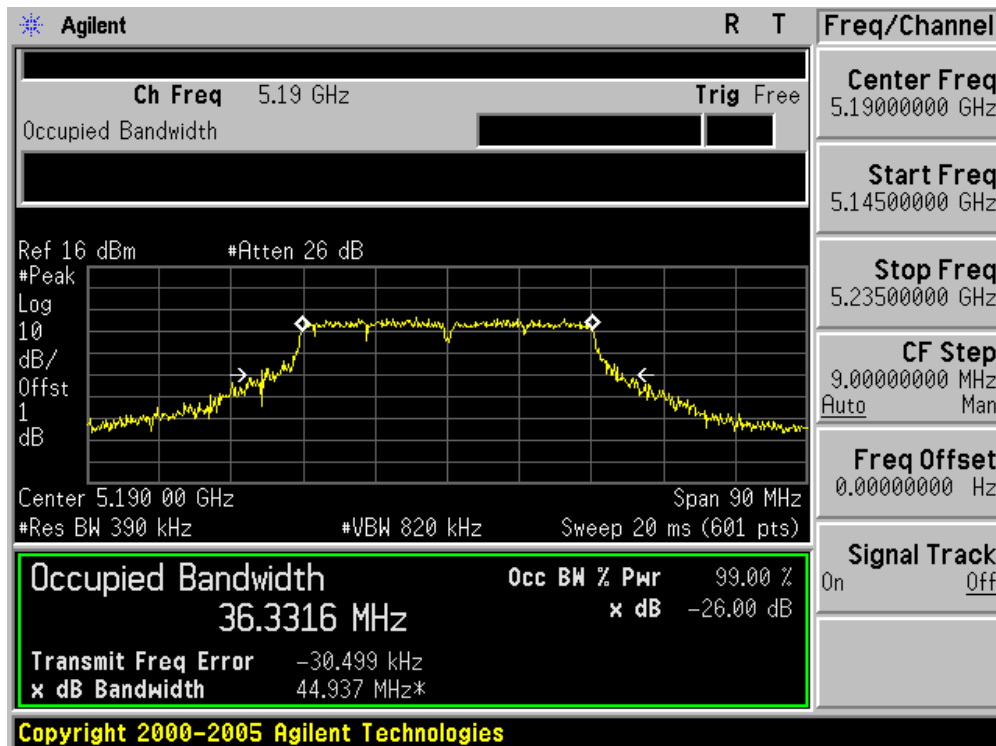
Channel 140 (5700MHz)



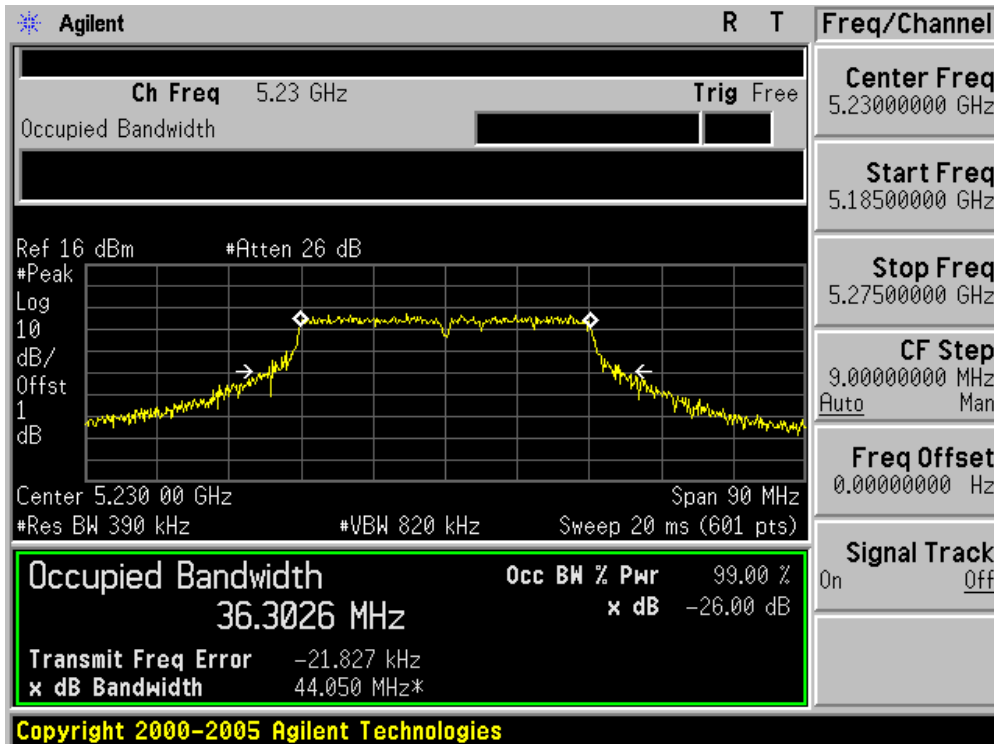
Product	:	Wireless LAN Access Point
Test Item	:	Occupied Bandwidth
Test Site	:	AC-6
Test Mode	:	Mode 3: Transmit by 802.11n (40MHz Bandwidth) (Chain A)

Channel No.	Frequency (MHz)	26dB Occupied Bandwidth (MHz)	99% Occupied Bandwidth (MHz)
38	5190	44.937	36.3316
46	5230	44.050	36.3026
54	5270	47.079	36.5430
62	5310	44.425	36.3608
102	5510	44.243	36.4759
118	5590	45.037	36.5165
134	5670	45.409	36.4808

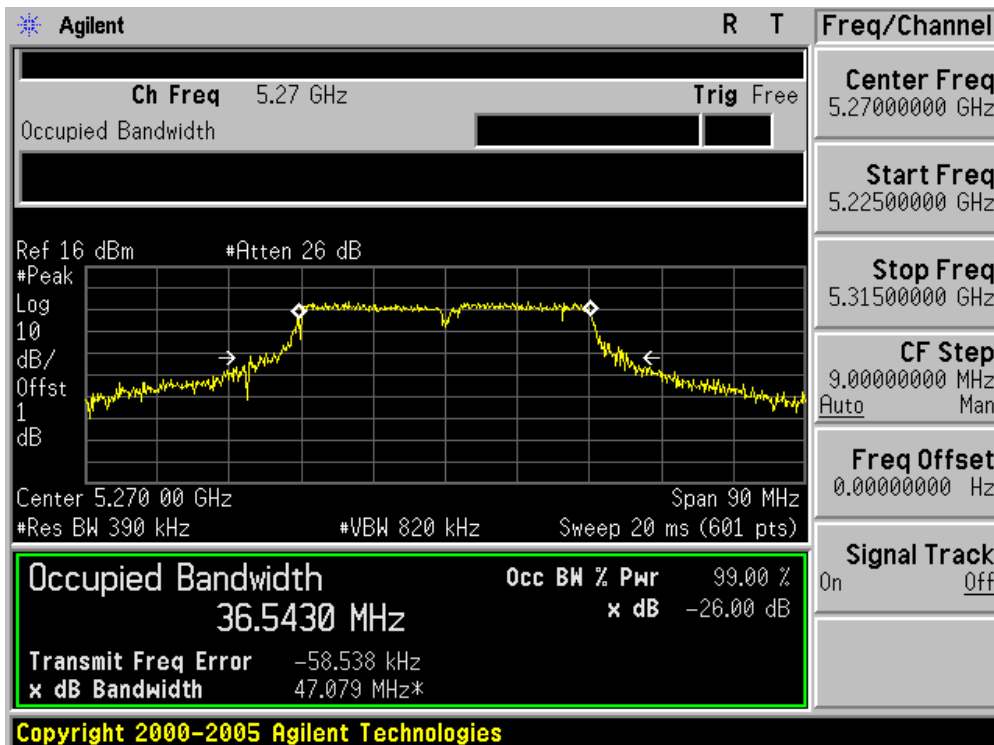
### Channel 38 (5190MHz)



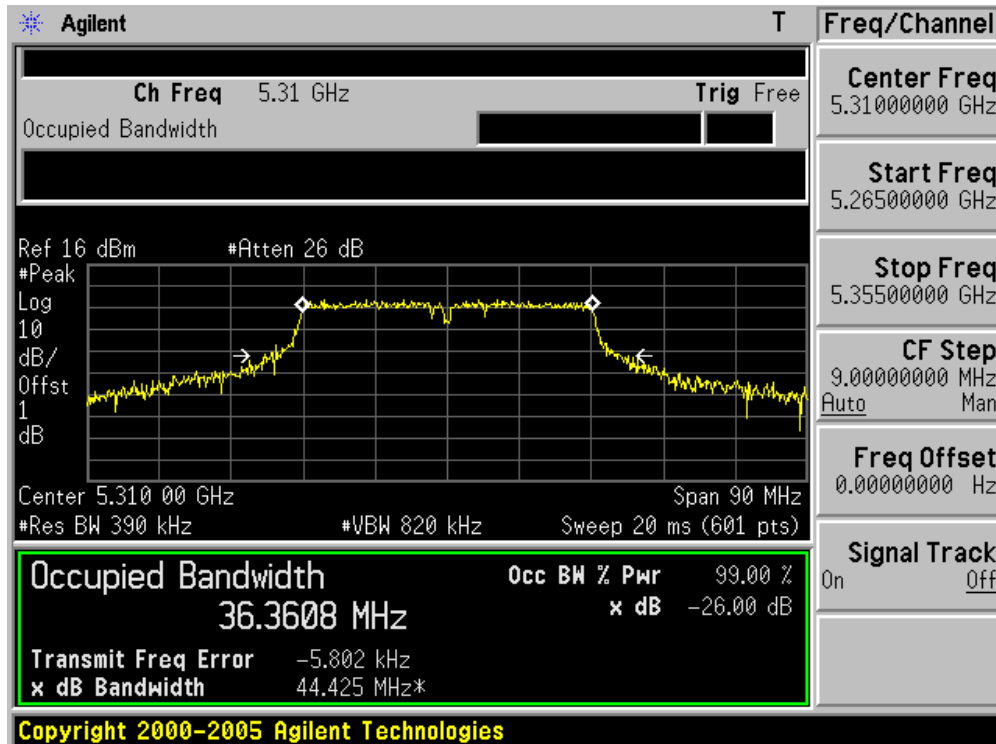
Channel 46 (5230MHz)



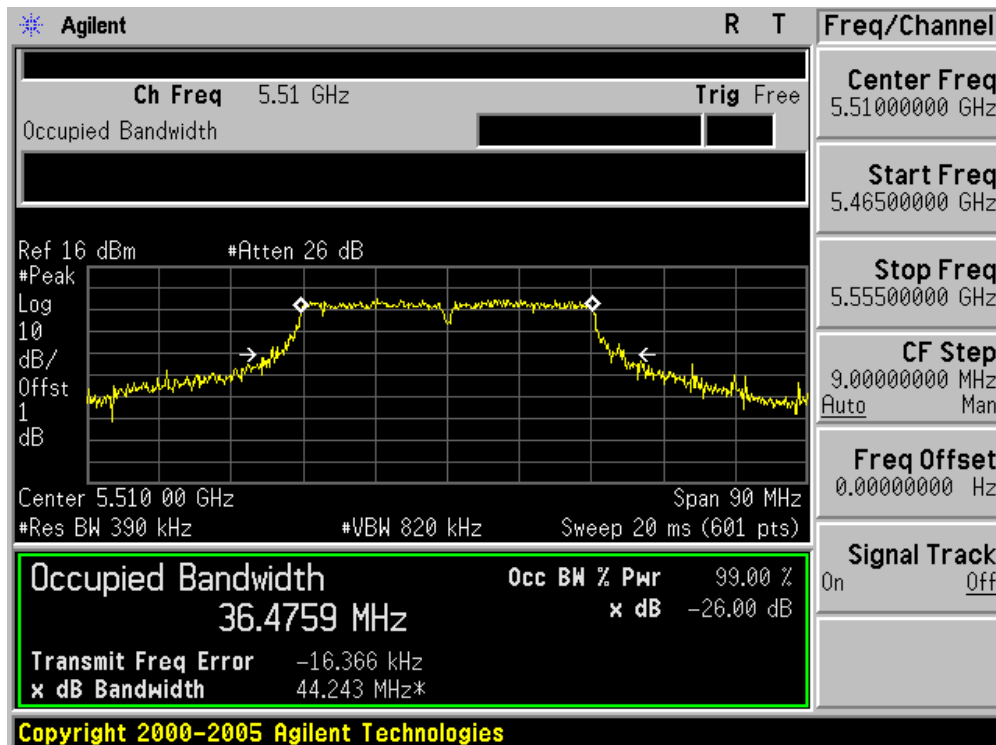
Channel 54 (5270MHz)



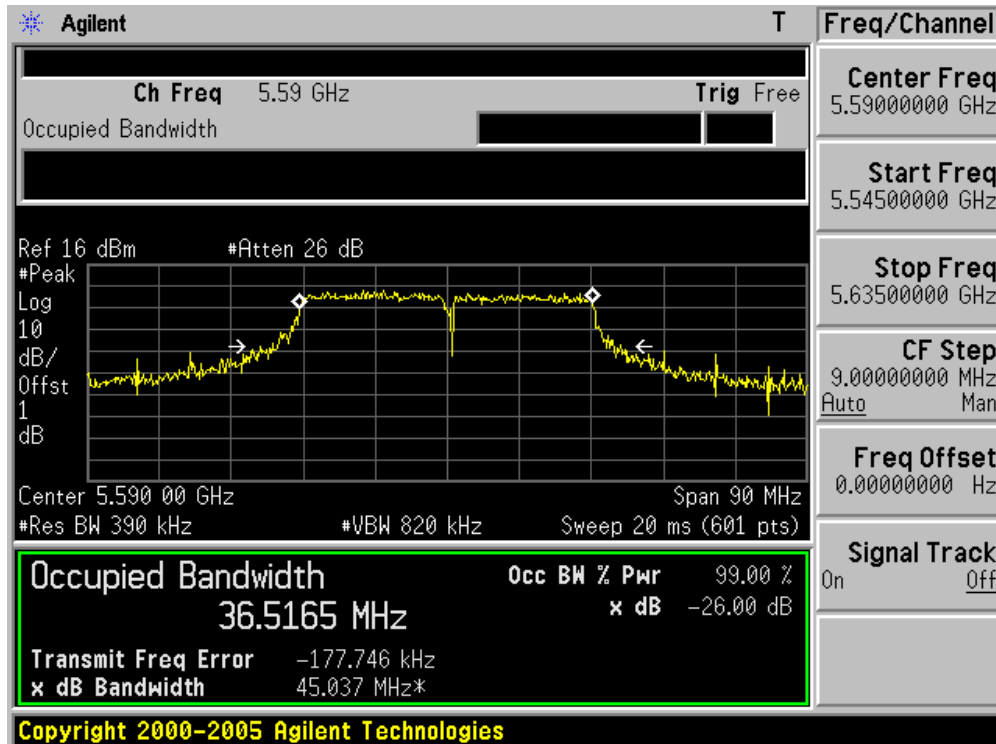
Channel 62 (5310MHz)



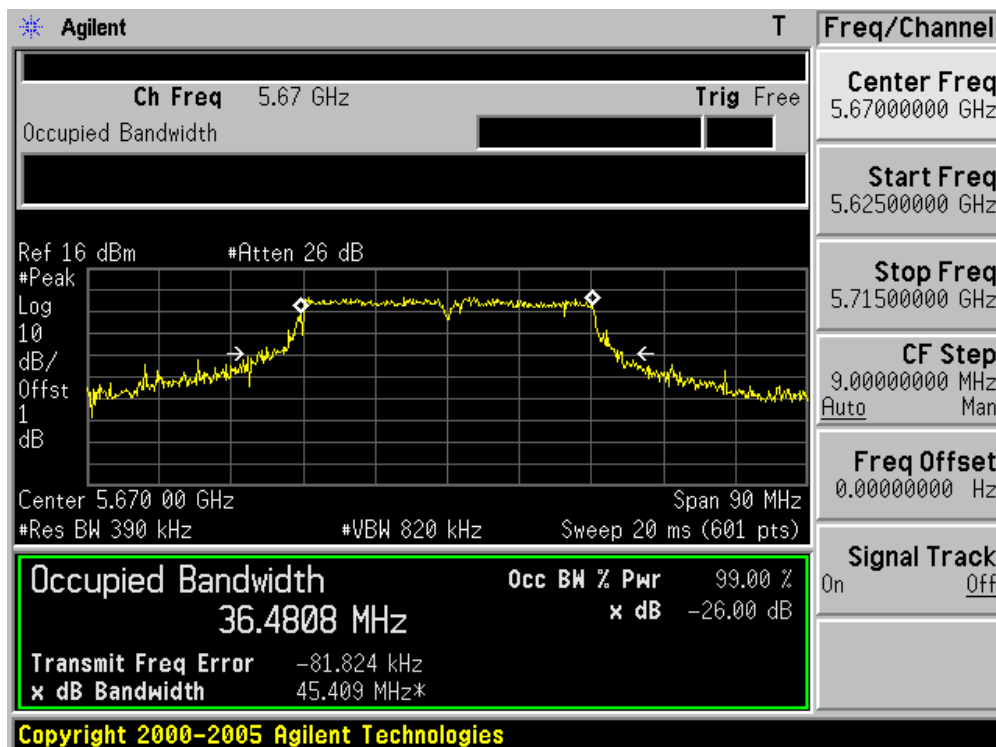
Channel 102 (5510MHz)



Channel 118 (5590MHz)



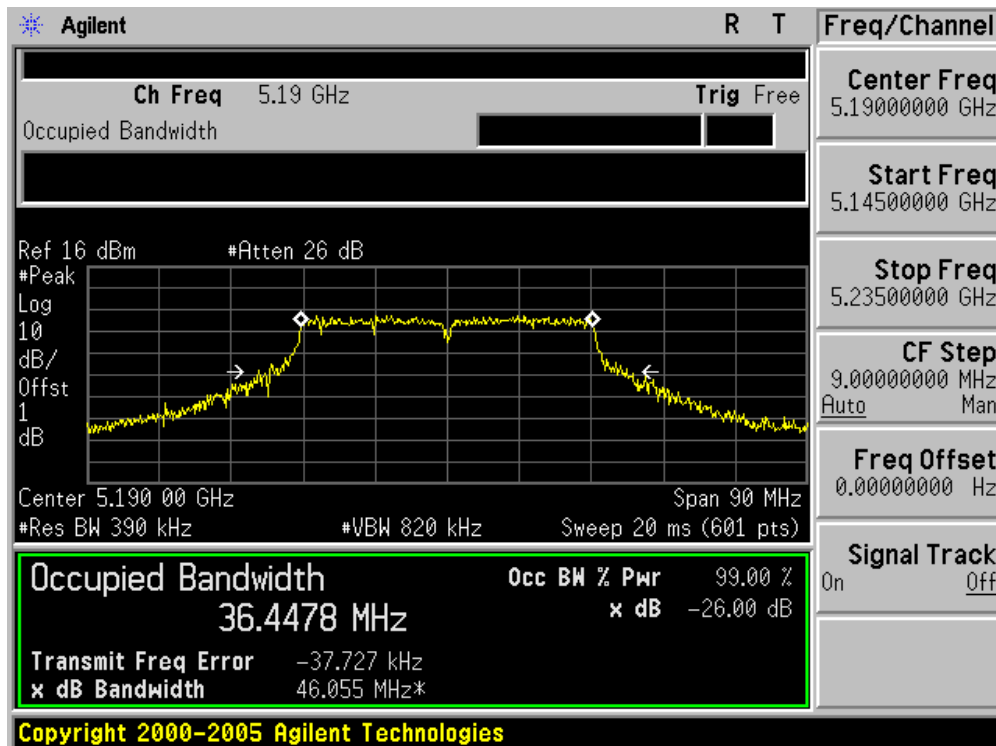
Channel 134 (5670MHz)



Product	:	Wireless LAN Access Point
Test Item	:	Occupied Bandwidth
Test Site	:	AC-6
Test Mode	:	Mode 3: Transmit by 802.11n (40MHz Bandwidth) (Chain B)

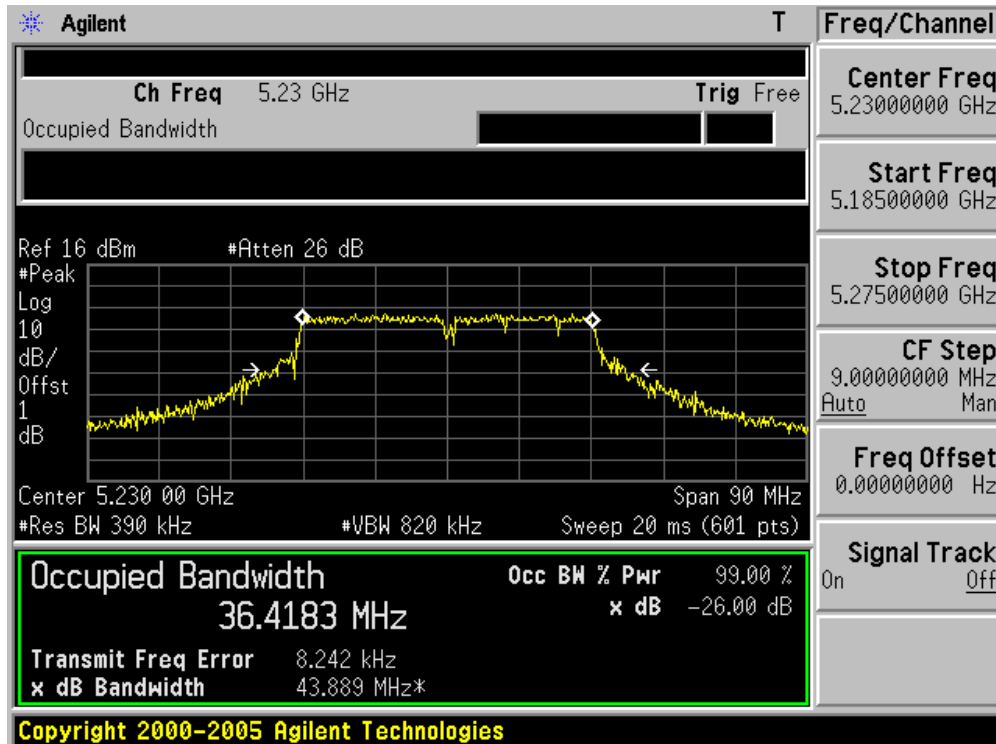
Channel No.	Frequency (MHz)	26dB Occupied Bandwidth (MHz)	99% Occupied Bandwidth (MHz)
38	5190	46.055	36.4478
46	5230	43.889	36.4183
54	5270	47.674	36.4485
62	5310	46.486	36.3313
102	5510	44.459	36.3827
118	5590	43.890	36.3749
134	5670	44.106	36.3250

### Channel 38 (5190MHz)

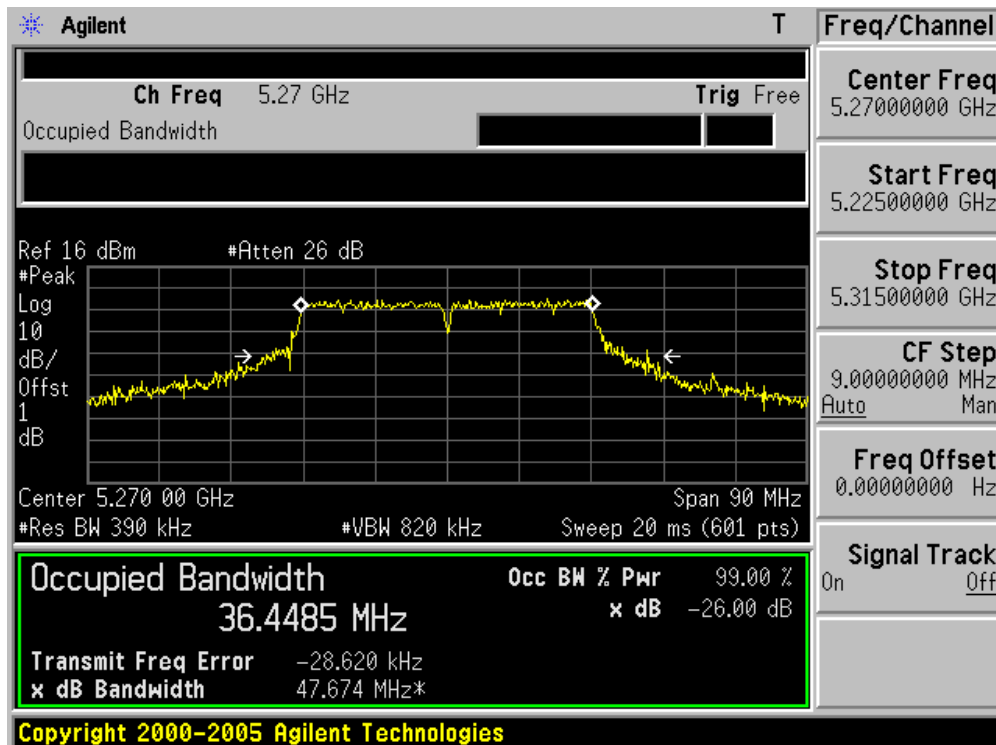




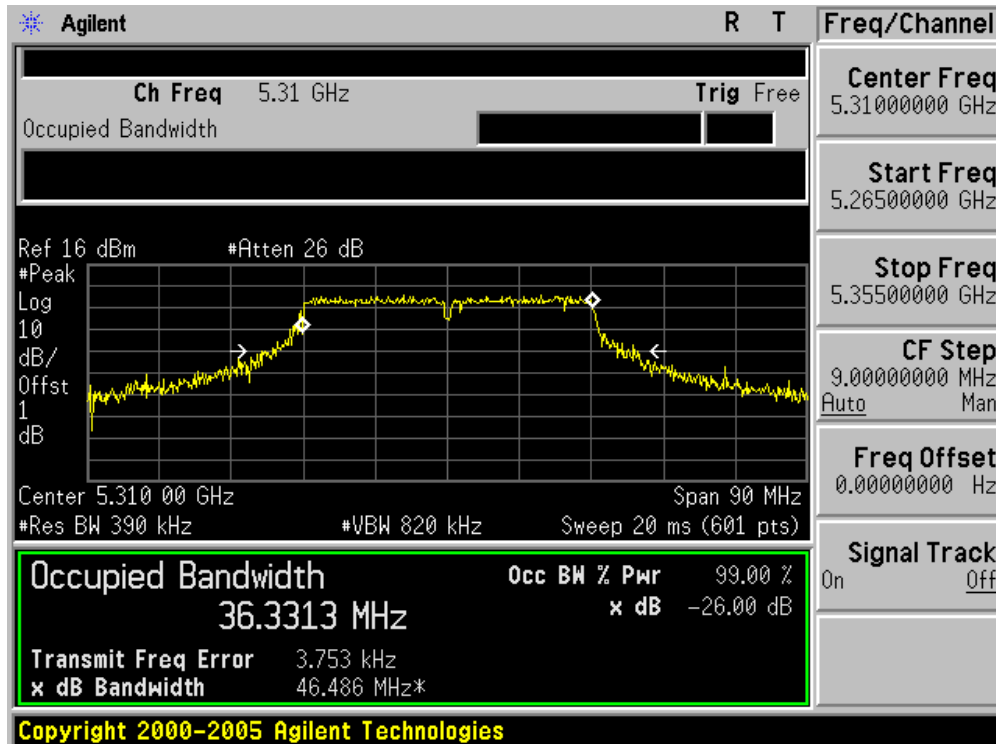
Channel 46 (5230MHz)



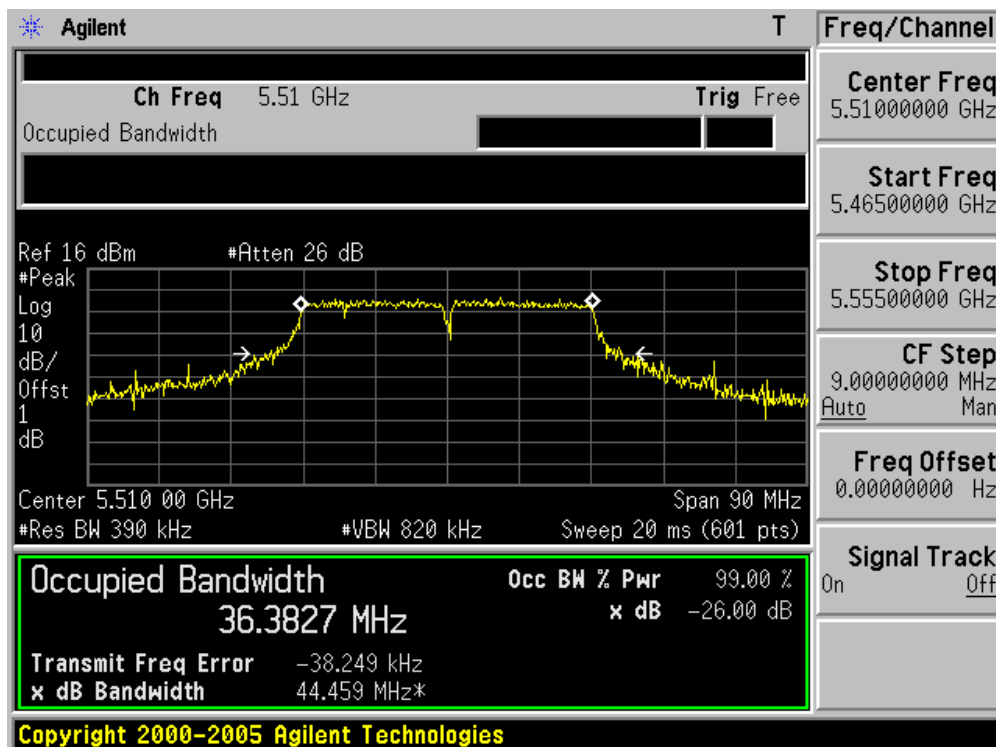
Channel 54 (5270MHz)



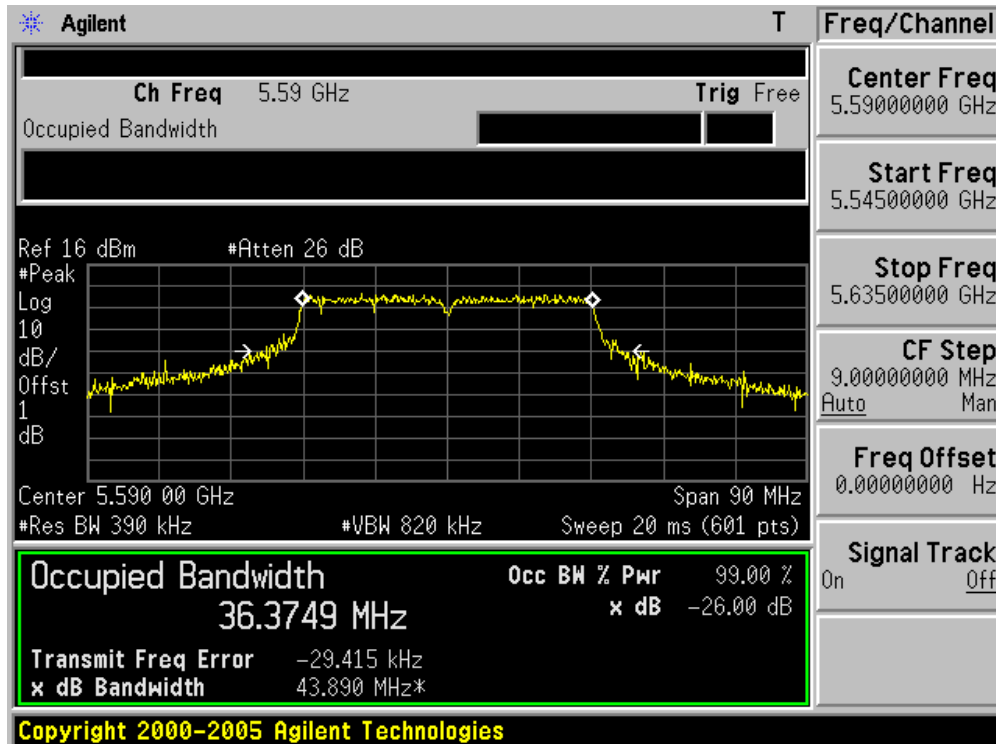
Channel 62 (5310MHz)



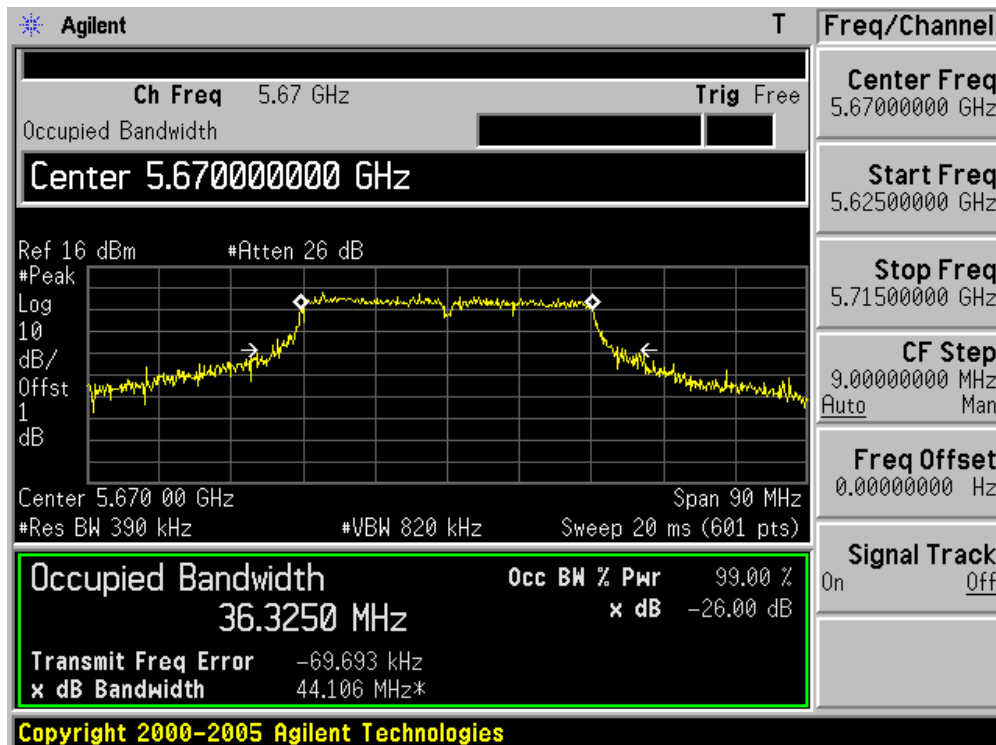
Channel 102 (5510MHz)



Channel 118 (5590MHz)



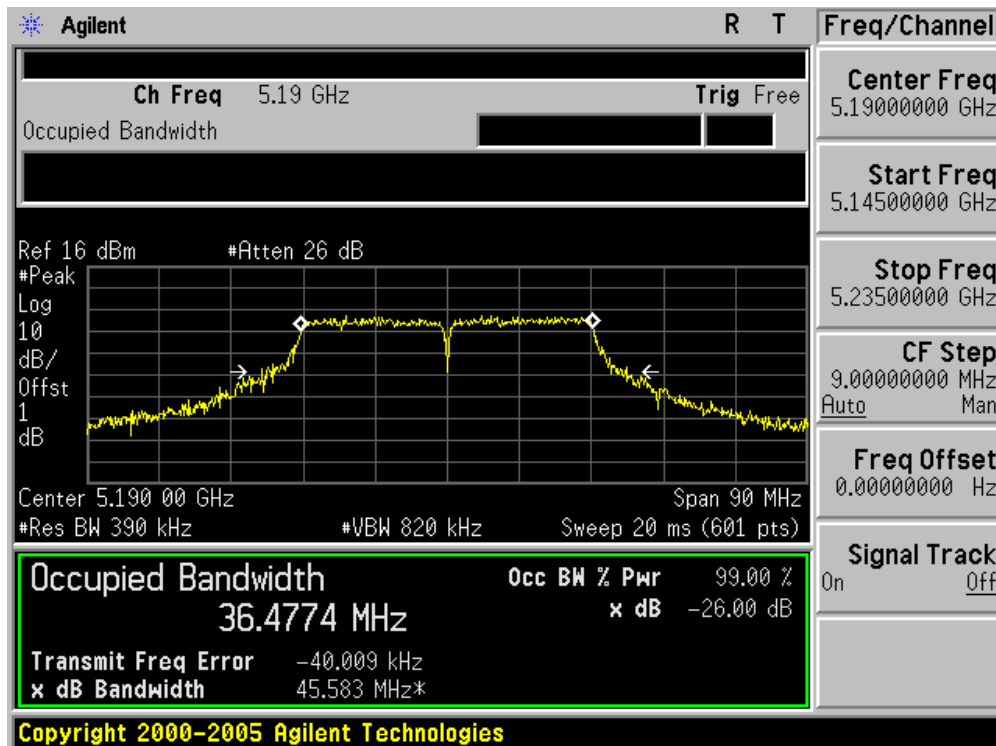
Channel 134 (5670MHz)



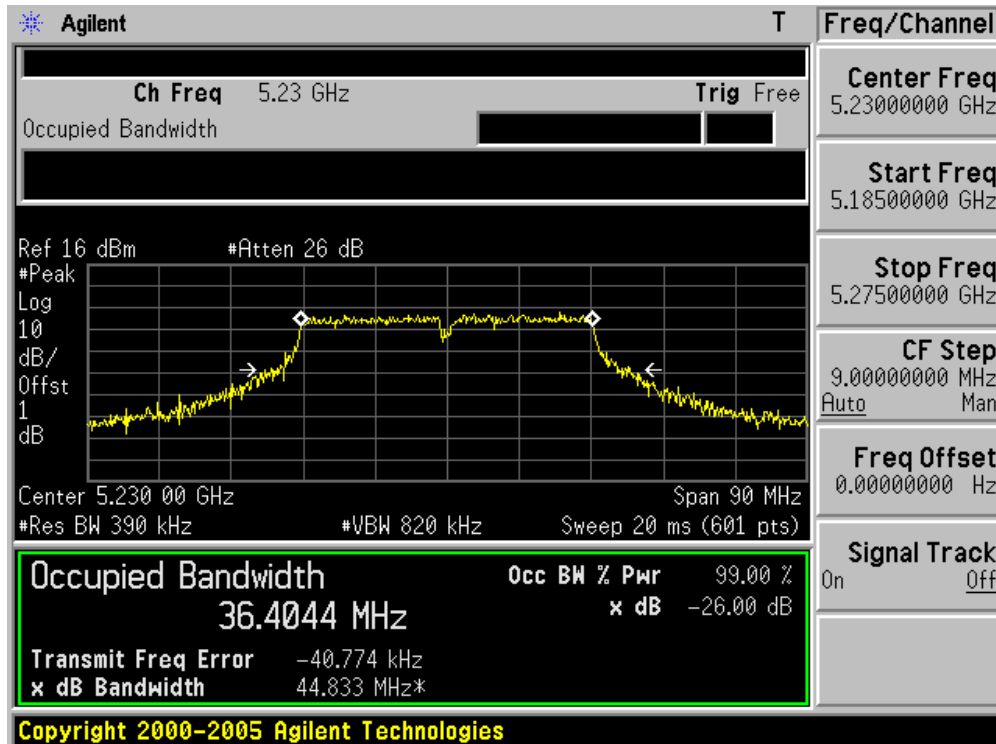
Product	:	Wireless LAN Access Point
Test Item	:	Occupied Bandwidth
Test Site	:	AC-6
Test Mode	:	Mode 3: Transmit by 802.11n (40MHz Bandwidth) (Chain C)

Channel No.	Frequency (MHz)	26dB Occupied Bandwidth (MHz)	99% Occupied Bandwidth (MHz)
38	5190	45.583	36.4774
46	5230	44.833	36.4044
54	5270	43.944	36.3777
62	5310	43.664	36.4949
102	5510	45.258	36.4962
118	5590	45.973	36.4961
134	5670	43.763	36.4203

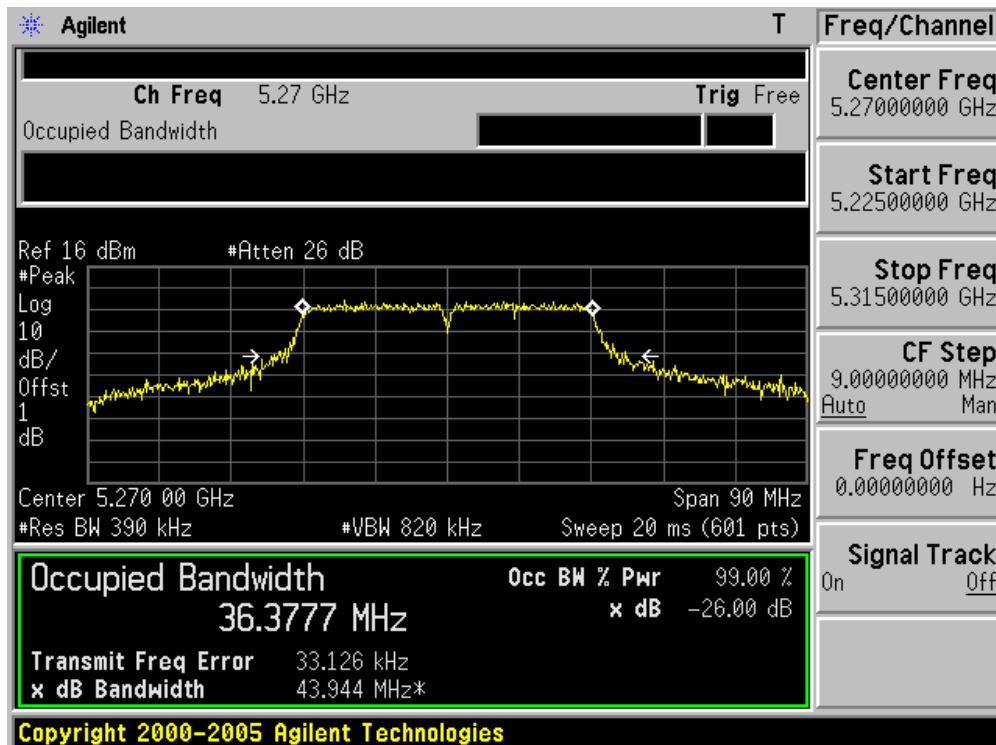
### Channel 38 (5190MHz)



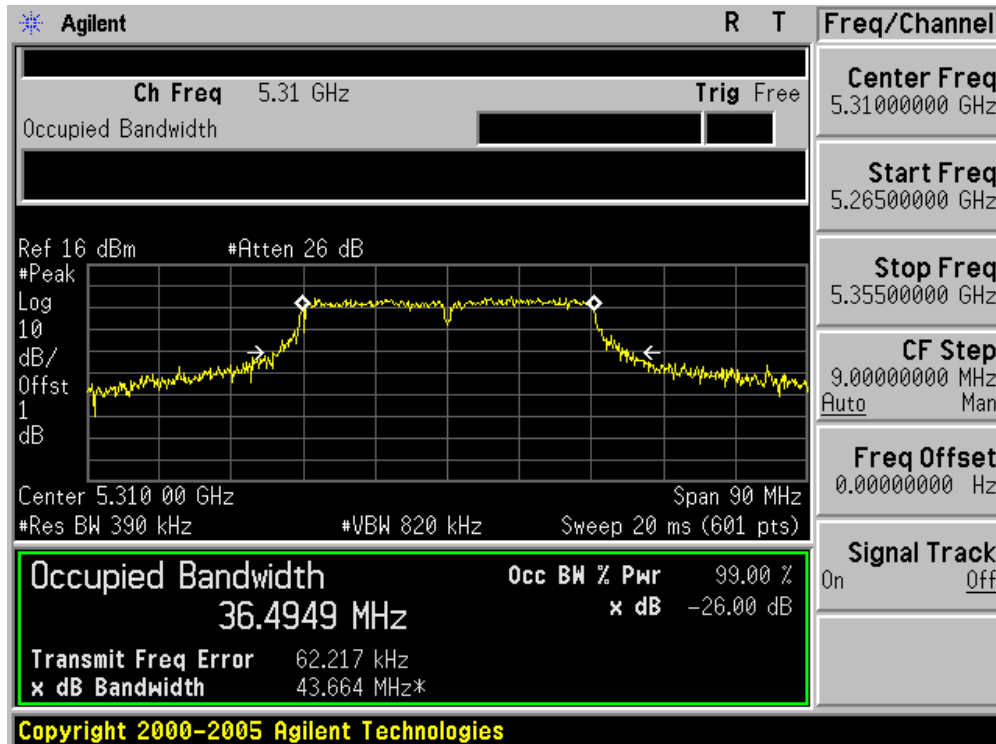
Channel 46 (5230MHz)



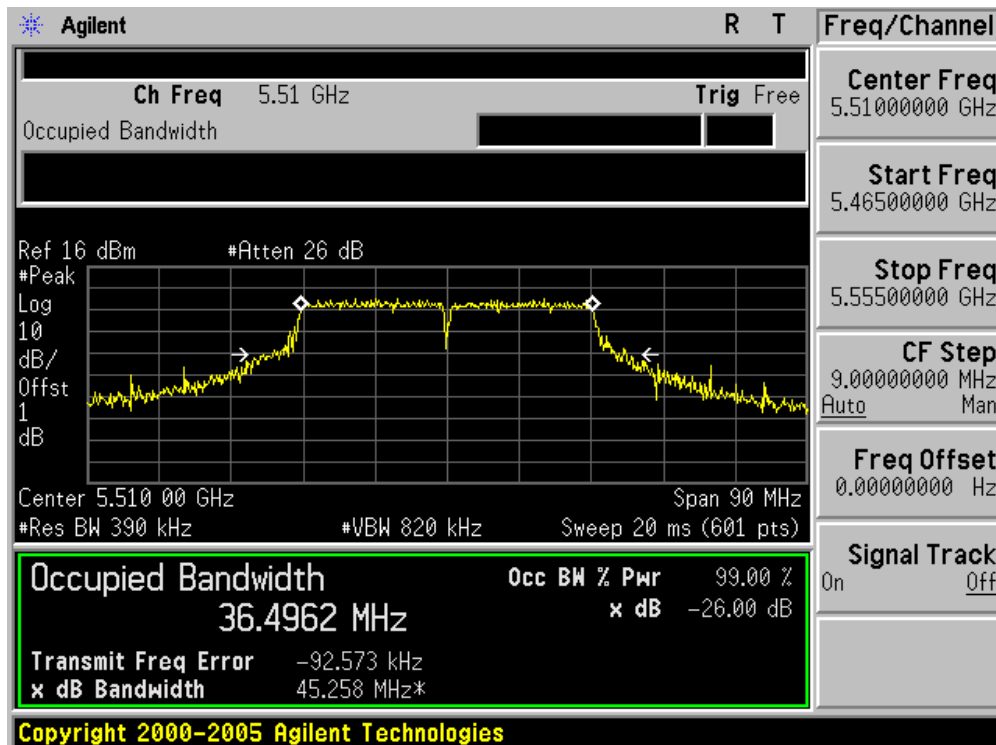
Channel 54 (5270MHz)



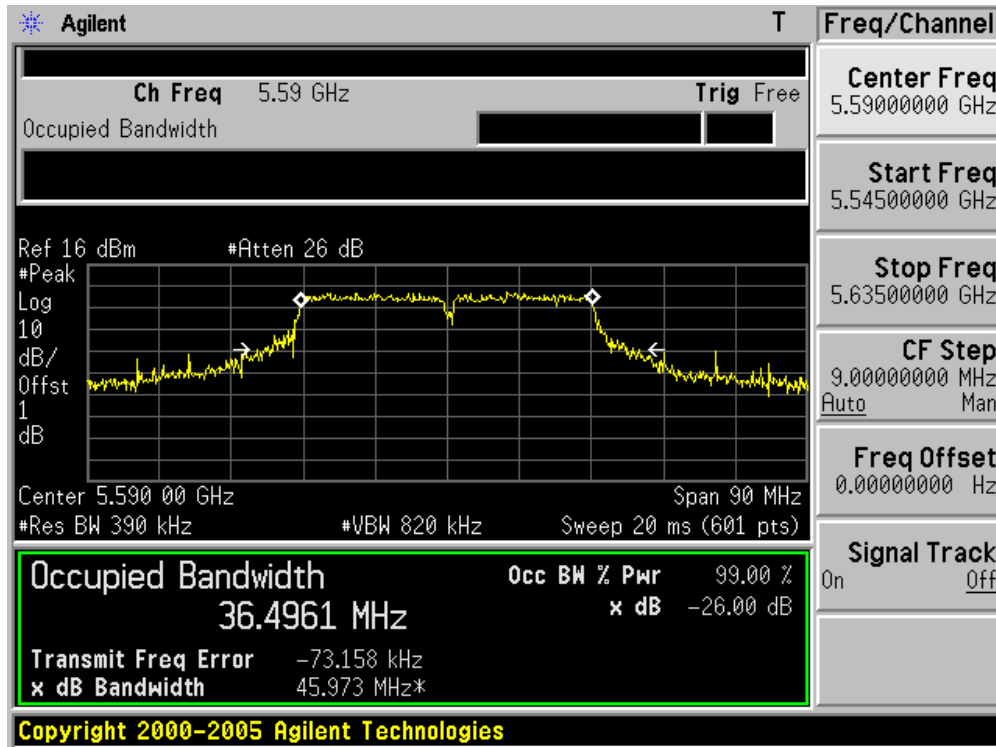
Channel 62 (5310MHz)



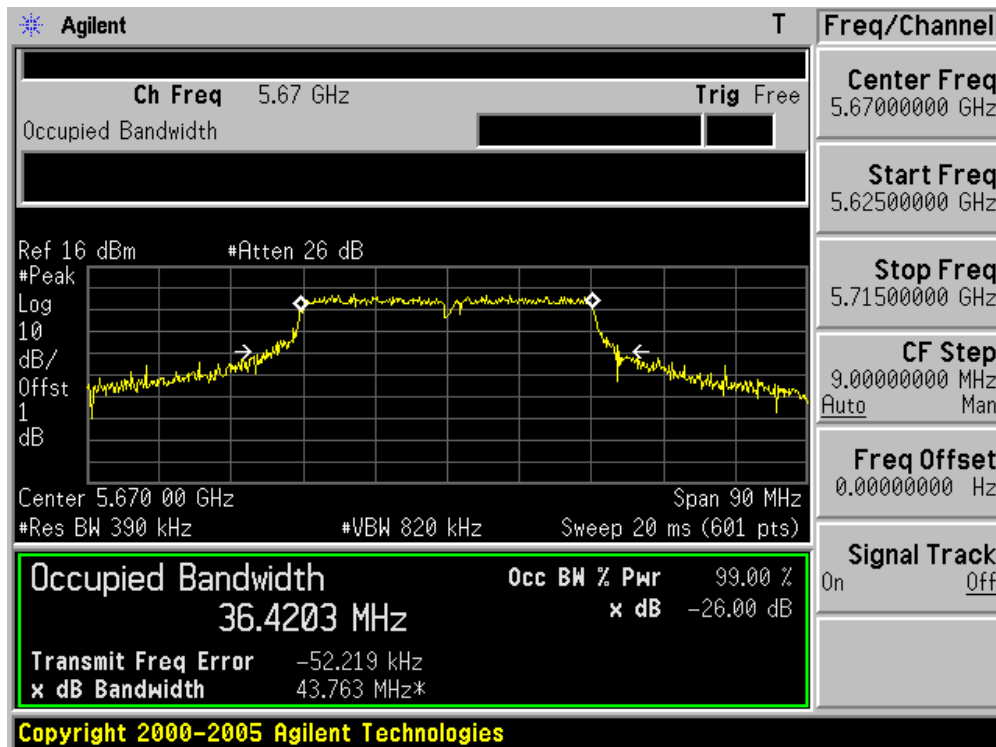
Channel 102 (5510MHz)



Channel 118 (5590MHz)



Channel 134 (5670MHz)



## 6. Power Output

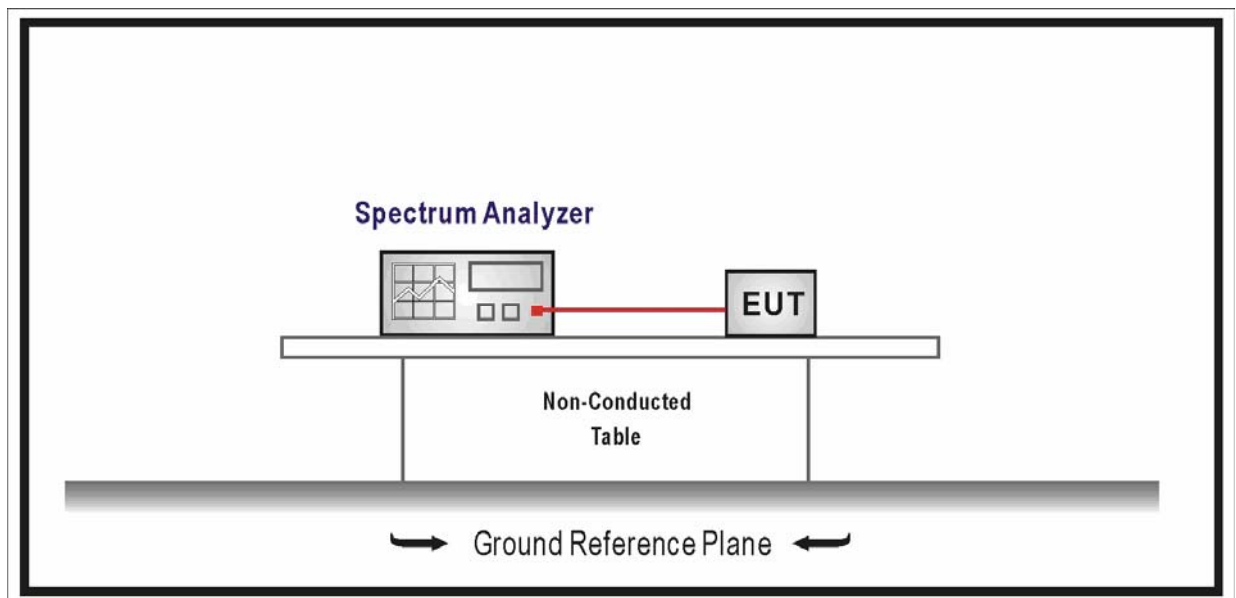
### 6.1. Test Equipment

Power Output / AC-6

Instrument	Manufacturer	Type No.	Serial No.	Cal. Date
Wideband Peak Power Meter	Anritsu	ML2495A	0905006	2009/02/12
Power Sensor	Anritsu	MA2411B	0846014	2009/01/12
Coaxial Cable	Huber+Suhner	AC4-RF	09	2008/11/25
Temperature/Humidity Meter	zhicheng	ZC1-2	QT-TH007	2009/03/09

Note: All equipments are calibrated with traceable calibrations. Each calibration is traceable to the national or international standards.

### 6.2. Test Setup



### 6.3. Limit

- For the band 5.15-5.25 GHz, the maximum conducted output power over the frequency band of operation shall not exceed the lesser of 50 mW or  $4 \text{ dBm} + 10\log B$ , where B is the 26 dB emission bandwidth in MHz. If transmitting antenna of directional gain greater than 6 dBi are used, the maximum conducted output power shall be reduced by the amount in dB that directional gain of the antenna exceeds 6 dBi.
- For the band 5.25-5.35 GHz and 5.47-5.725 GHz bands, the maximum conducted output power over the frequency bands of operation shall not exceed the lesser of 250 mW or  $11 \text{ dBm} + 10\log B$ , where B is the 26 dB emission bandwidth in megahertz. If transmitting



antenna of directional gain greater than 6 dBi are used, the maximum conducted output power shall be reduced by the amount in dB that directional gain of the antenna exceeds 6 dBi.

- For the band 5.725-5.825 GHz, the maximum conducted output power over the frequency band of operation shall not exceed the lesser of 1 W or  $17 \text{ dBm} + 10 \log B$ , where B is the 26 dB emission bandwidth in MHz. If transmitting antenna of directional gain greater than 6 dBi are used, the maximum conducted output power shall be reduced by the amount in dB that directional gain of the antenna exceeds 6 dBi. However, fixed point-to-point U-NII devices operating in this band may employ transmitting antennas with directional gain up to 23 dBi without any corresponding reduction in the transmitter peak output power. For fixed, point-to-point U-NII transmitters that employ a directional antenna gain greater than 23 dBi, a 1 dB reduction in peak transmitter power for each 1 dB of antenna gain in excess of 23 dBi would be required.

#### **6.4. Test Procedure**

The EUT was tested according to FCC Public Notice DA 02-2138, August 30, 2002 for compliance to FCC 47CFR 15.407 requirements.

Use the wideband power meter to test peak power and record the result.

#### **6.5. Uncertainty**

The measurement uncertainty is defined as  $\pm 1.27 \text{ dB}$

6.6. Test Result

Power output test was verified over all data rates of each mode shown as below, and then choose the maximum power output (blue marker) for final test of each channel.

MCS Index for 802.11n	Spatial Streams	Data Rate (Mbps)				
		802.11a	20MHz Bandwidth		40MHz Bandwidth	
			800ns GI	400ns GI	800ns GI	400ns GI
0	1	6	6.5	7.2	13.5	15.0
1	1	9	13.0	14.4	27.0	30.0
2	1	12	19.5	21.7	40.5	45.0
3	1	18	26.0	28.9	54.0	60.0
4	1	24	39.0	43.3	81.0	90.0
5	1	36	52.0	57.8	108.0	120.0
6	1	48	58.5	65.0	121.5	135.0
7	1	54	65.0	72.2	135.0	150.0
8	2	---	13.0	14.4	27.0	30.0
9	2	---	26.0	28.9	54.0	60.0
10	2	---	39.0	43.3	81.0	90.0
11	2	---	52.0	57.8	108.0	120.0
12	2	---	78.0	86.7	162.0	180.0
13	2	---	104.0	115.6	216.0	240.0
14	2	---	117.0	130.0	243.0	270.0
15	2	---	130.0	144.0	270.0	300.0
16	3	---	13.0	14.4	27.0	30.0
17	3	---	26.0	28.9	54.0	60.0
18	3	---	39.0	43.3	81.0	90.0
19	3	---	52.0	57.8	108.0	120.0
20	3	---	78.0	86.7	162.0	180.0
21	3	---	104.0	115.6	216.0	240.0
22	3	---	117.0	130.0	243.0	270.0
23	3	---	130.0	144.0	270.0	300.0

Note: Transmission data from antenna B is backup of antenna A or antenna C, so it can't increase the total data rate.

Product	: Wireless LAN Access Point
Test Item	: Power Output
Test Site	: AC-6
Test Mode	: Mode 1: Transmit by 802.11a (Chain A)

Channel No.	Frequency (MHz)	Measurement Power Output (dBm)			Total Power (dBm)	Limit (dBm)	Result
		Chain A	Chain B	Chain C			
36	5180	16.67	N/A	N/A	16.67	17.00	Pass
40	5200	16.42	N/A	N/A	16.42	17.00	Pass
48	5240	16.29	N/A	N/A	16.29	17.00	Pass
52	5260	23.68	N/A	N/A	23.68	24.00	Pass
60	5300	23.52	N/A	N/A	23.52	24.00	Pass
64	5320	23.17	N/A	N/A	23.17	24.00	Pass
100	5500	23.51	N/A	N/A	23.51	24.00	Pass
120	5600	23.56	N/A	N/A	23.56	24.00	Pass
140	5700	23.47	N/A	N/A	23.47	24.00	Pass

Note: the maximum EIRP for 5150~5250MHz band is 21.77dBm.

Product	: Wireless LAN Access Point
Test Item	: Power Output
Test Site	: AC-6
Test Mode	: Mode 2: Transmit by 802.11n(20MHz) (Chain A)

Channel No.	Frequency (MHz)	Measurement Power Output (dBm)			Total Power (dBm)	Limit (dBm)	Result
		Chain A	Chain B	Chain C			
36	5180	16.49	N/A	N/A	16.49	17.00	Pass
40	5200	16.63	N/A	N/A	16.63	17.00	Pass
48	5240	16.52	N/A	N/A	16.52	17.00	Pass
52	5260	23.22	N/A	N/A	23.22	24.00	Pass
60	5300	23.01	N/A	N/A	23.01	24.00	Pass
64	5320	22.72	N/A	N/A	22.72	24.00	Pass
100	5500	23.57	N/A	N/A	23.57	24.00	Pass
120	5600	23.65	N/A	N/A	23.65	24.00	Pass
140	5700	23.64	N/A	N/A	23.64	24.00	Pass

Note: the maximum EIRP for 5150~5250MHz band is 21.62dBm.

Product	:	Wireless LAN Access Point
Test Item	:	Power Output
Test Site	:	AC-6
Test Mode	:	Mode 3: Transmit by 802.11n(40MHz) (Chain A)

Channel No.	Frequency (MHz)	Measurement Power Output (dBm)			Total Power (dBm)	Limit (dBm)	Result
		Chain A	Chain B	Chain C			
38	5190	16.01	N/A	N/A	16.01	17.00	Pass
46	5230	16.52	N/A	N/A	16.52	17.00	Pass
54	5270	22.73	N/A	N/A	22.73	24.00	Pass
62	5310	23.22	N/A	N/A	23.22	24.00	Pass
102	5510	23.63	N/A	N/A	23.63	24.00	Pass
118	5590	23.58	N/A	N/A	23.58	24.00	Pass
134	5670	23.48	N/A	N/A	23.48	24.00	Pass

Note: the maximum EIRP for 5150~5250MHz band is 21.62dBm.

Product	:	Wireless LAN Access Point
Test Item	:	Power Output
Test Site	:	AC-6
Test Mode	:	Mode 1: Transmit by 802.11a (Chain B)

Channel No.	Frequency (MHz)	Measurement Power Output (dBm)			Total Power (dBm)	Limit (dBm)	Result
		Chain A	Chain B	Chain C			
36	5180	N/A	16.23	N/A	16.23	17.00	Pass
40	5200	N/A	16.23	N/A	16.23	17.00	Pass
48	5240	N/A	16.37	N/A	16.37	17.00	Pass
52	5260	N/A	23.44	N/A	23.44	24.00	Pass
60	5300	N/A	23.58	N/A	23.58	24.00	Pass
64	5320	N/A	23.35	N/A	23.35	24.00	Pass
100	5500	N/A	23.47	N/A	23.47	24.00	Pass
120	5600	N/A	23.51	N/A	23.51	24.00	Pass
140	5700	N/A	23.60	N/A	23.60	24.00	Pass

Note: the maximum EIRP for 5150~5250MHz band is 21.47dBm.

Product	: Wireless LAN Access Point
Test Item	: Power Output
Test Site	: AC-6
Test Mode	: Mode 2: Transmit by 802.11n(20MHz) (Chain B)

Channel No.	Frequency (MHz)	Measurement Power Output (dBm)			Total Power (dBm)	Limit (dBm)	Result
		Chain A	Chain B	Chain C			
36	5180	N/A	16.31	N/A	16.31	17.00	Pass
40	5200	N/A	16.30	N/A	16.30	17.00	Pass
48	5240	N/A	16.37	N/A	16.37	17.00	Pass
52	5260	N/A	23.44	N/A	23.44	24.00	Pass
60	5300	N/A	23.27	N/A	23.27	24.00	Pass
64	5320	N/A	23.41	N/A	23.41	24.00	Pass
100	5500	N/A	23.46	N/A	23.46	24.00	Pass
120	5600	N/A	23.56	N/A	23.56	24.00	Pass
140	5700	N/A	23.47	N/A	23.47	24.00	Pass

Note: the maximum EIRP for 5150~5250MHz band is 21.47dBm.

Product	: Wireless LAN Access Point
Test Item	: Power Output
Test Site	: AC-6
Test Mode	: Mode 3: Transmit by 802.11n(40MHz) (Chain B)

Channel No.	Frequency (MHz)	Measurement Power Output (dBm)			Total Power (dBm)	Limit (dBm)	Result
		Chain A	Chain B	Chain C			
38	5190	N/A	16.48	N/A	16.48	17.00	Pass
46	5230	N/A	16.30	N/A	16.30	17.00	Pass
54	5270	N/A	23.08	N/A	23.08	24.00	Pass
62	5310	N/A	23.61	N/A	23.61	24.00	Pass
102	5510	N/A	22.78	N/A	22.78	24.00	Pass
118	5590	N/A	23.47	N/A	23.47	24.00	Pass
134	5670	N/A	23.57	N/A	23.57	24.00	Pass

Note: the maximum EIRP for 5150~5250MHz band is 21.58dBm.

Product	: Wireless LAN Access Point
Test Item	: Power Output
Test Site	: AC-6
Test Mode	: Mode 1: Transmit by 802.11a (Chain C)

Channel No.	Frequency (MHz)	Measurement Power Output (dBm)			Total Power (dBm)	Limit (dBm)	Result
		Chain A	Chain B	Chain C			
36	5180	N/A	N/A	16.49	16.49	17.00	Pass
40	5200	N/A	N/A	16.55	16.55	17.00	Pass
48	5240	N/A	N/A	16.44	16.44	17.00	Pass
52	5260	N/A	N/A	23.43	23.43	24.00	Pass
60	5300	N/A	N/A	23.36	23.36	24.00	Pass
64	5320	N/A	N/A	23.40	23.40	24.00	Pass
100	5500	N/A	N/A	23.40	23.40	24.00	Pass
120	5600	N/A	N/A	23.43	23.43	24.00	Pass
140	5700	N/A	N/A	23.46	23.46	24.00	Pass

Note: the maximum EIRP for 5150~5250MHz band is 21.65dBm.

Product	: Wireless LAN Access Point
Test Item	: Power Output
Test Site	: AC-6
Test Mode	: Mode 2: Transmit by 802.11n(20MHz) (Chain C)

Channel No.	Frequency (MHz)	Measurement Power Output (dBm)			Total Power (dBm)	Limit (dBm)	Result
		Chain A	Chain B	Chain C			
36	5180	N/A	N/A	16.53	16.53	17.00	Pass
40	5200	N/A	N/A	16.46	16.46	17.00	Pass
48	5240	N/A	N/A	16.58	16.58	17.00	Pass
52	5260	N/A	N/A	23.46	23.46	24.00	Pass
60	5300	N/A	N/A	23.27	23.27	24.00	Pass
64	5320	N/A	N/A	23.38	23.38	24.00	Pass
100	5500	N/A	N/A	23.40	23.40	24.00	Pass
120	5600	N/A	N/A	23.42	23.42	24.00	Pass
140	5700	N/A	N/A	23.52	23.52	24.00	Pass

Note: the maximum EIRP for 5150~5250MHz band is 21.68dBm.

Product	:	Wireless LAN Access Point
Test Item	:	Power Output
Test Site	:	AC-6
Test Mode	:	Mode 3: Transmit by 802.11n(40MHz) (Chain C)

Channel No.	Frequency (MHz)	Measurement Power Output (dBm)			Total Power (dBm)	Limit (dBm)	Result
		Chain A	Chain B	Chain C			
38	5190	N/A	N/A	16.56	16.56	17.00	Pass
46	5230	N/A	N/A	16.29	16.29	17.00	Pass
54	5270	N/A	N/A	23.41	23.41	24.00	Pass
62	5310	N/A	N/A	23.59	23.59	24.00	Pass
102	5510	N/A	N/A	23.35	23.35	24.00	Pass
118	5590	N/A	N/A	23.56	23.56	24.00	Pass
134	5670	N/A	N/A	23.49	23.49	24.00	Pass

Note: the maximum EIRP for 5150~5250MHz band is 21.66dBm.

Product	:	Wireless LAN Access Point
Test Item	:	Power Output
Test Site	:	AC-6
Test Mode	:	Mode 2: Transmit by 802.11n(20MHz) (Chain A+B)

Channel No.	Frequency (MHz)	Measurement Power Output (dBm)			Total Power (dBm)	Limit (dBm)	Result
		Chain A	Chain B	Chain C			
36	5180	13.17	12.28	N/A	15.76	17.00	Pass
40	5200	13.31	12.57	N/A	15.97	17.00	Pass
48	5240	13.50	12.05	N/A	15.85	17.00	Pass
52	5260	20.15	19.50	N/A	22.85	24.00	Pass
60	5300	20.30	20.07	N/A	23.20	24.00	Pass
64	5320	20.23	20.35	N/A	23.30	24.00	Pass
100	5500	20.16	18.95	N/A	22.61	24.00	Pass
120	5600	20.38	19.03	N/A	22.77	24.00	Pass
140	5700	20.30	20.25	N/A	23.29	24.00	Pass

Note: the maximum EIRP for 5150~5250MHz band is 21.07dBm.

Product	: Wireless LAN Access Point
Test Item	: Power Output
Test Site	: AC-6
Test Mode	: Mode 3: Transmit by 802.11n(40MHz) (Chain A+B)

Channel No.	Frequency (MHz)	Measurement Power Output (dBm)			Total Power (dBm)	Limit (dBm)	Result
		Chain A	Chain B	Chain C			
38	5190	12.99	12.42	N/A	15.72	17.00	Pass
46	5230	13.12	11.43	N/A	15.37	17.00	Pass
54	5270	20.12	19.74	N/A	22.94	24.00	Pass
62	5310	20.34	20.33	N/A	23.35	24.00	Pass
102	5510	20.42	19.23	N/A	22.88	24.00	Pass
118	5590	20.26	18.93	N/A	22.66	24.00	Pass
134	5670	20.52	19.80	N/A	23.19	24.00	Pass

Note: the maximum EIRP for 5150~5250MHz band is 20.82dBm.

Product	: Wireless LAN Access Point
Test Item	: Power Output
Test Site	: AC-6
Test Mode	: Mode 2: Transmit by 802.11n(20MHz) (Chain A+C)

Channel No.	Frequency (MHz)	Measurement Power Output (dBm)			Total Power (dBm)	Limit (dBm)	Result
		Chain A	Chain B	Chain C			
36	5180	13.23	N/A	12.62	15.95	17.00	Pass
40	5200	13.34	N/A	12.68	16.03	17.00	Pass
48	5240	13.37	N/A	13.66	16.53	17.00	Pass
52	5260	20.10	N/A	20.02	23.07	24.00	Pass
60	5300	20.27	N/A	20.05	23.17	24.00	Pass
64	5320	20.13	N/A	20.33	23.24	24.00	Pass
100	5500	20.14	N/A	19.58	22.88	24.00	Pass
120	5600	20.29	N/A	19.90	23.11	24.00	Pass
140	5700	20.31	N/A	19.65	23.00	24.00	Pass

Note: the maximum EIRP for 5150~5250MHz band is 21.63dBm.



Product	: Wireless LAN Access Point
Test Item	: Power Output
Test Site	: AC-6
Test Mode	: Mode 3: Transmit by 802.11n(40MHz) (Chain A+C)

Channel No.	Frequency (MHz)	Measurement Power Output (dBm)			Total Power (dBm)	Limit (dBm)	Result
		Chain A	Chain B	Chain C			
38	5190	12.90	N/A	12.50	15.71	17.00	Pass
46	5230	13.05	N/A	13.25	16.16	17.00	Pass
54	5270	20.28	N/A	20.23	23.27	24.00	Pass
62	5310	20.17	N/A	20.21	23.20	24.00	Pass
102	5510	20.29	N/A	20.15	23.23	24.00	Pass
118	5590	20.28	N/A	19.94	23.12	24.00	Pass
134	5670	20.50	N/A	20.11	23.32	24.00	Pass

Note: the maximum EIRP for 5150~5250MHz band is 21.26dBm.

Product	: Wireless LAN Access Point
Test Item	: Power Output
Test Site	: AC-6
Test Mode	: Mode 2: Transmit by 802.11n(20MHz) (Chain B+C)

Channel No.	Frequency (MHz)	Measurement Power Output (dBm)			Total Power (dBm)	Limit (dBm)	Result
		Chain A	Chain B	Chain C			
36	5180	N/A	13.23	12.62	15.95	17.00	Pass
40	5200	N/A	13.34	12.68	16.03	17.00	Pass
48	5240	N/A	13.37	13.66	16.53	17.00	Pass
52	5260	N/A	20.10	20.02	23.07	24.00	Pass
60	5300	N/A	20.27	20.05	23.17	24.00	Pass
64	5320	N/A	20.13	20.33	23.24	24.00	Pass
100	5500	N/A	20.14	19.58	22.88	24.00	Pass
120	5600	N/A	20.29	19.90	23.11	24.00	Pass
140	5700	N/A	20.31	19.65	23.00	24.00	Pass

Note: the maximum EIRP for 5150~5250MHz band is 21.63dBm.

Product	: Wireless LAN Access Point
Test Item	: Power Output
Test Site	: AC-6
Test Mode	: Mode 3: Transmit by 802.11n(40MHz) (Chain B+C)

Channel No.	Frequency (MHz)	Measurement Power Output (dBm)			Total Power (dBm)	Limit (dBm)	Result
		Chain A	Chain B	Chain C			
38	5190	N/A	12.99	12.42	15.72	17.00	Pass
46	5230	N/A	13.12	11.43	15.37	17.00	Pass
54	5270	N/A	20.12	19.74	22.94	24.00	Pass
62	5310	N/A	20.34	20.33	23.35	24.00	Pass
102	5510	N/A	20.42	19.23	22.88	24.00	Pass
118	5590	N/A	20.26	18.93	22.66	24.00	Pass
134	5670	N/A	20.52	19.80	23.19	24.00	Pass

Note: the maximum EIRP for 5150~5250MHz band is 20.82dBm.

Product	: Wireless LAN Access Point
Test Item	: Power Output
Test Site	: AC-6
Test Mode	: Mode 2: Transmit by 802.11n(20MHz) (Chain A+B+C)

Channel No.	Frequency (MHz)	Measurement Power Output (dBm)			Total Power (dBm)	Limit (dBm)	Result
		Chain A	Chain B	Chain C			
36	5180	12.30	11.25	11.42	16.45	17.00	Pass
40	5200	12.01	10.94	11.48	16.27	17.00	Pass
48	5240	12.03	10.83	12.34	16.55	17.00	Pass
52	5260	19.17	18.55	19.18	23.75	24.00	Pass
60	5300	19.19	19.03	19.02	23.85	24.00	Pass
64	5320	19.07	19.12	19.15	23.88	24.00	Pass
100	5500	19.12	17.72	18.53	23.27	24.00	Pass
120	5600	19.20	17.77	19.05	23.49	24.00	Pass
140	5700	18.83	18.68	18.28	23.37	24.00	Pass

Note: the maximum EIRP for 5150~5250MHz band is 21.65dBm.

Product	:	Wireless LAN Access Point
Test Item	:	Power Output
Test Site	:	AC-6
Test Mode	:	Mode 3: Transmit by 802.11n(40MHz) (Chain A+B+C)

Channel No.	Frequency (MHz)	Measurement Power Output (dBm)			Total Power (dBm)	Limit (dBm)	Result
		Chain A	Chain B	Chain C			
38	5190	12.15	10.73	11.33	16.21	17.00	Pass
46	5230	12.90	11.02	12.19	16.88	17.00	Pass
54	5270	19.05	18.65	19.20	23.74	24.00	Pass
62	5310	18.85	18.82	18.67	23.55	24.00	Pass
102	5510	19.14	17.55	18.68	23.28	24.00	Pass
118	5590	18.97	17.32	18.65	23.14	24.00	Pass
134	5670	19.04	18.23	18.95	23.53	24.00	Pass

Note: the maximum EIRP for 5150~5250MHz band is 21.98dBm.

## 7. Peak Power Spectral Density

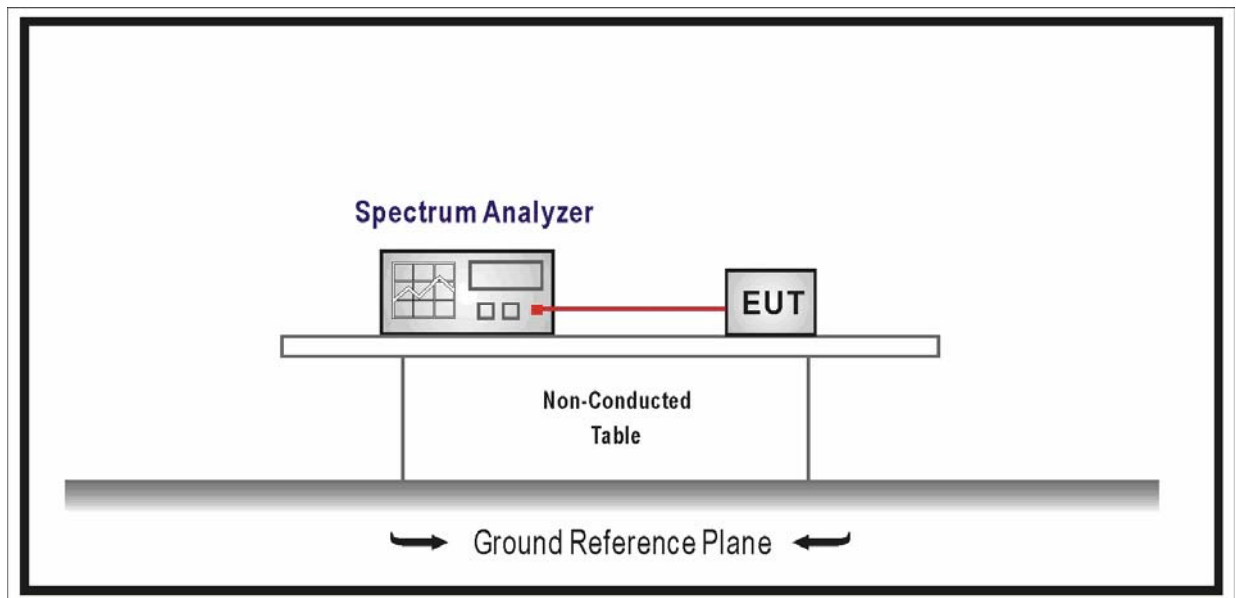
### 7.1. Test Equipment

Peak Power Spectral Density / AC-6

Instrument	Manufacturer	Type No.	Serial No.	Cal. Date
Spectrum Analyzer	Agilent	E4446A	MY45300103	2009/06/11
Coaxial Cable	Huber+Suhner	AC4-RF	09	2008/11/25
Temperature/Humidity Meter	zhicheng	ZC1-2	QT-TH007	2009/03/09

Note: All equipments are calibrated with traceable calibrations. Each calibration is traceable to the national or international standards.

### 7.2. Test Setup



### 7.3. Limit

- For the band 5.15-5.25 GHz, the maximum conducted output power over the frequency band of operation shall not exceed the lesser of 50 mW or  $4 \text{ dBm} + 10\log B$ , where B is the 26 dB emission bandwidth in MHz. If transmitting antenna of directional gain greater than 6 dBi are used, the maximum conducted output power shall be reduced by the amount in dB that directional gain of the antenna exceeds 6 dBi.
- For the band 5.25-5.35 GHz and 5.47-5.725 GHz bands, the maximum conducted output power over the frequency bands of operation shall not exceed the lesser of 250 mW or  $11 \text{ dBm} + 10\log B$ , where B is the 26 dB emission bandwidth in megahertz. If transmitting

antenna of directional gain greater than 6 dBi are used, the maximum conducted output power shall be reduced by the amount in dB that directional gain of the antenna exceeds 6 dBi.

- For the band 5.725-5.825 GHz, the maximum conducted output power over the frequency band of operation shall not exceed the lesser of 1 W or  $17 \text{ dBm} + 10 \log B$ , where B is the 26 dB emission bandwidth in MHz. If transmitting antenna of directional gain greater than 6 dBi are used, the maximum conducted output power shall be reduced by the amount in dB that directional gain of the antenna exceeds 6 dBi. However, fixed point-to-point U-NII devices operating in this band may employ transmitting antennas with directional gain up to 23 dBi without any corresponding reduction in the transmitter peak output power. For fixed, point-to-point U-NII transmitters that employ a directional antenna gain greater than 23 dBi, a 1 dB reduction in peak transmitter power for each 1 dB of antenna gain in excess of 23 dBi would be required.

#### **7.4. Test Procedure**

The EUT was tested according to FCC Public Notice DA 02-2138, August 30, 2002 for compliance to FCC 47CFR 15.407 requirements.

Use sample detector and power averaging (not video averaging) mode. Set RBW= 1 MHz\*, VBW > 1 MHz. The PPSD is the highest level found across the emission in any 1-MHz band after 100 sweeps of averaging. This method is permitted only if the transmission pulse or sequence of pulses remains at maximum transmit power throughout each of the 100 sweeps of averaging and that the interval between pulses is not included in any of the sweeps (e.g., 100 sweeps should occur during one transmission, or each sweep gated to occur during a transmission).

#### **7.5. Uncertainty**

The measurement uncertainty is defined as  $\pm 1.27 \text{ dB}$

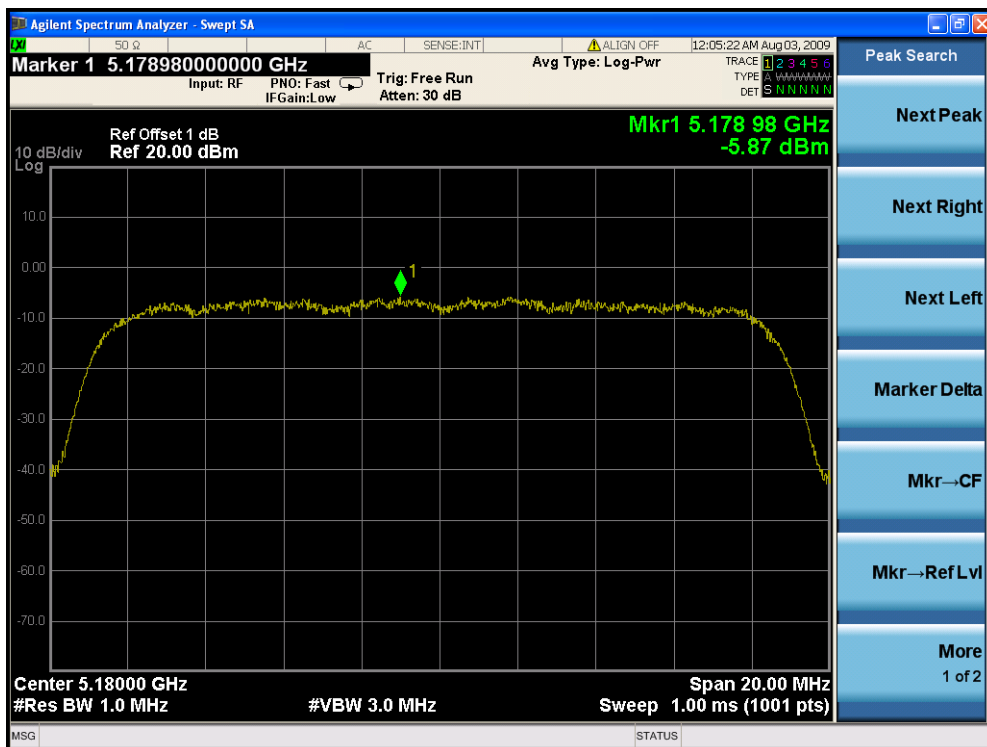
7.6. Test Result

Product	:	Wireless LAN Access Point
Test Item	:	Peak Power Spectral Density
Test Site	:	AC-6
Test Mode	:	Mode 1: Transmit by 802.11a (Chain A)

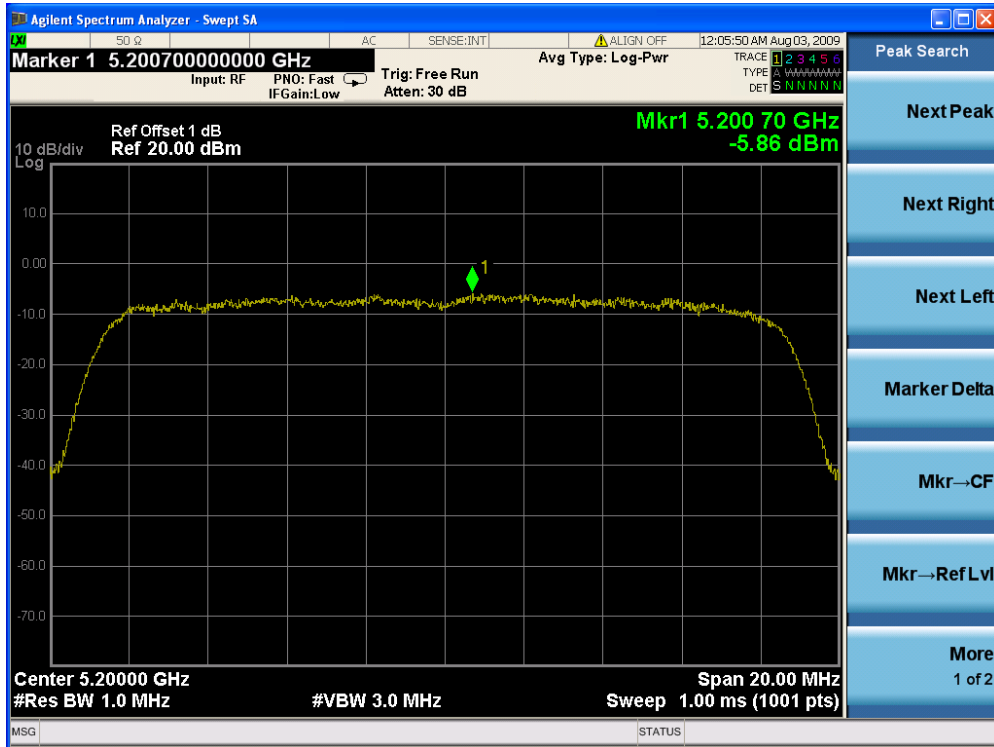
Channel No.	Frequency (MHz)	Measurement PPSD (dBm/MHz)			Total PPSD (dBm/MHz)	Limit (dBm/MHz)	Result
		Chain A	Chain B	Chain C			
36	5180	-5.87	N/A	N/A	-5.87	4	Pass
40	5200	-5.86	N/A	N/A	-5.86	4	Pass
48	5240	-5.66	N/A	N/A	-5.66	4	Pass
52	5260	1.73	N/A	N/A	1.73	11	Pass
60	5300	1.49	N/A	N/A	1.49	11	Pass
64	5320	1.52	N/A	N/A	1.52	11	Pass
100	5500	2.62	N/A	N/A	2.62	11	Pass
120	5600	3.49	N/A	N/A	3.49	11	Pass
140	5700	3.05	N/A	N/A	3.05	11	Pass

Note: the maximum EIRP spectrum density for 5150~5250MHz band is -0.56dBm.

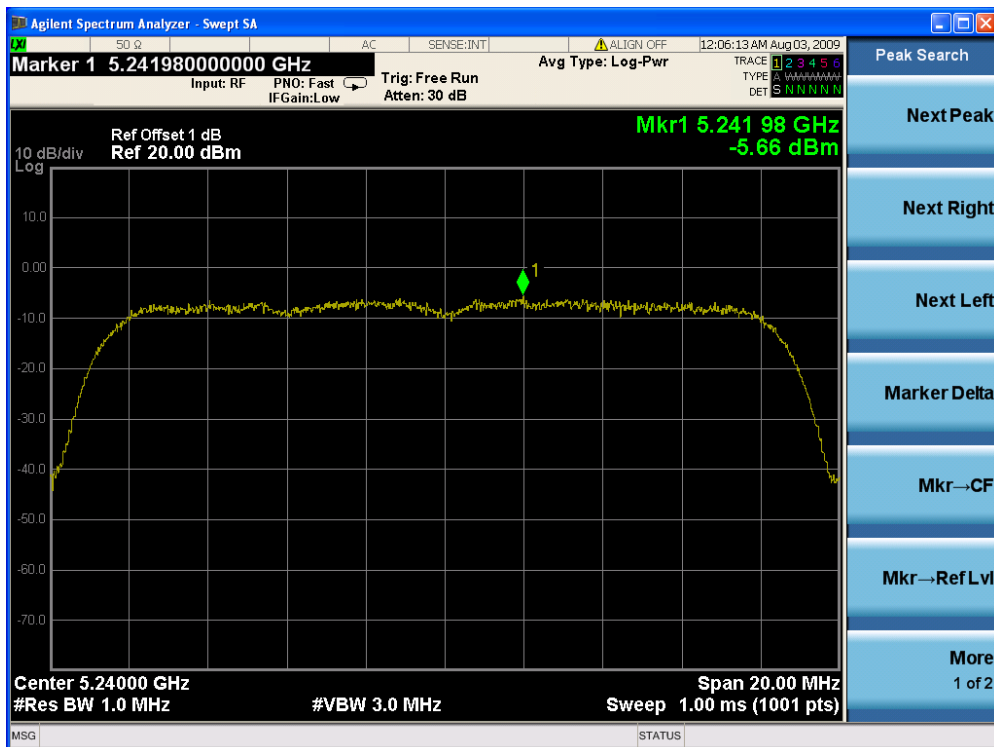
Channel 36 (5180MHz)



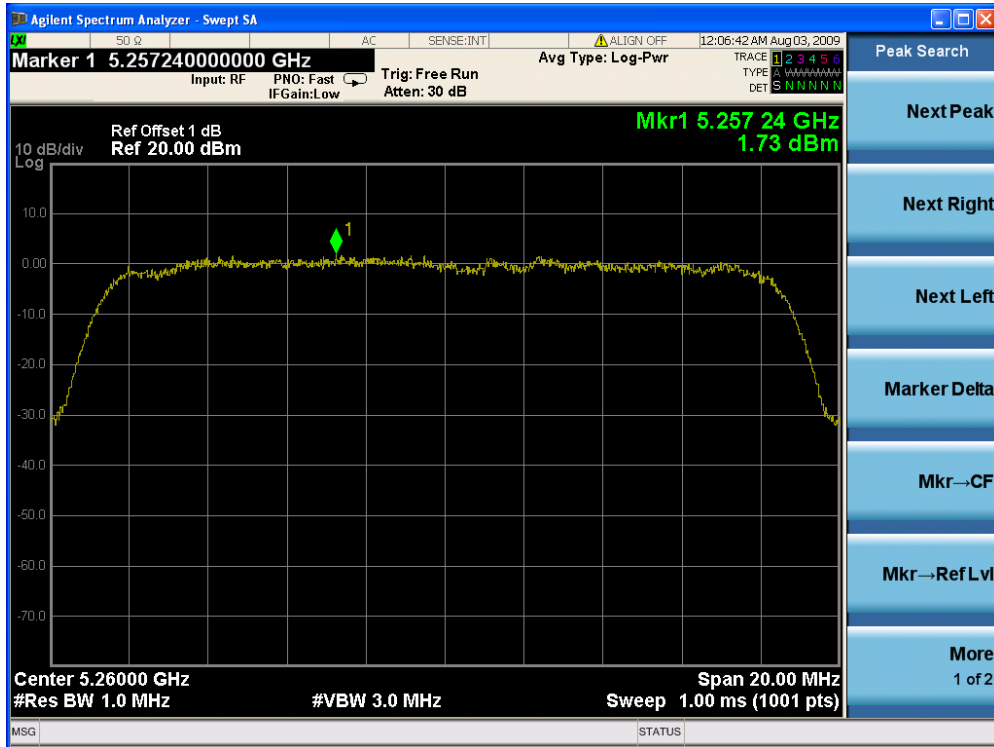
Channel 40 (5200MHz)



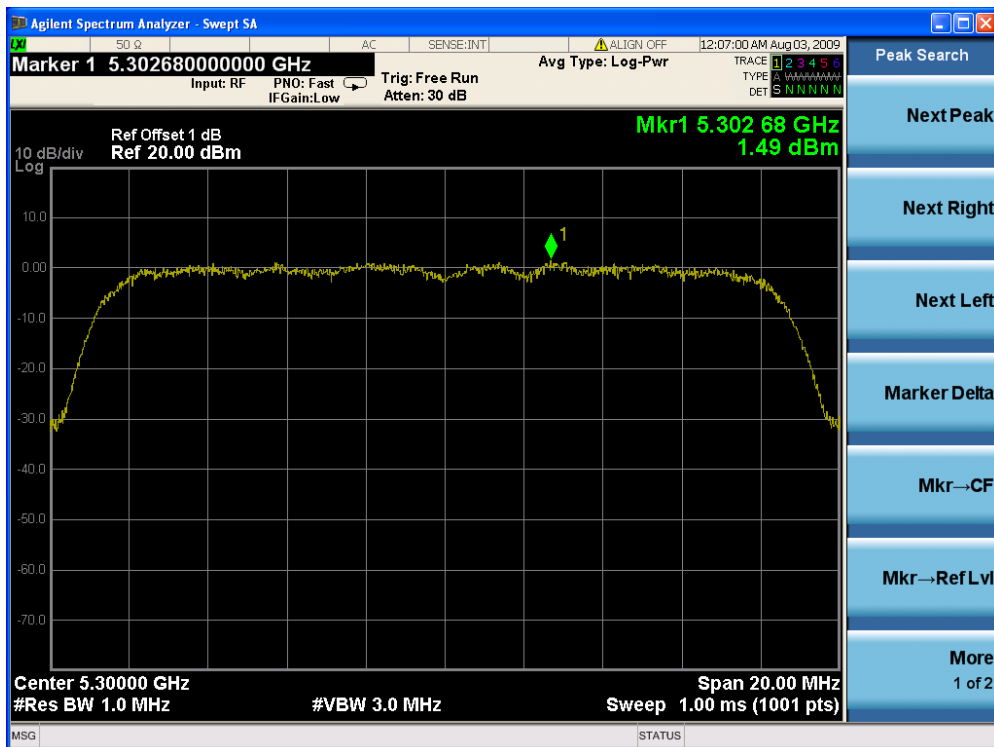
Channel 48 (5240MHz)



Channel 52 (5260MHz)

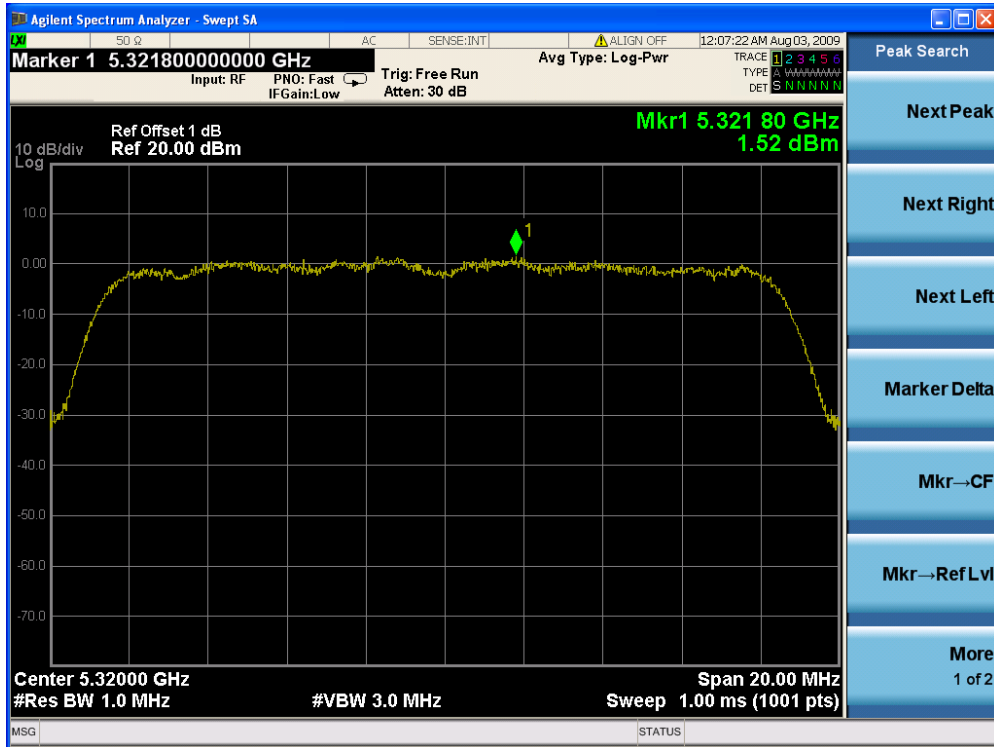


Channel 60 (5300MHz)

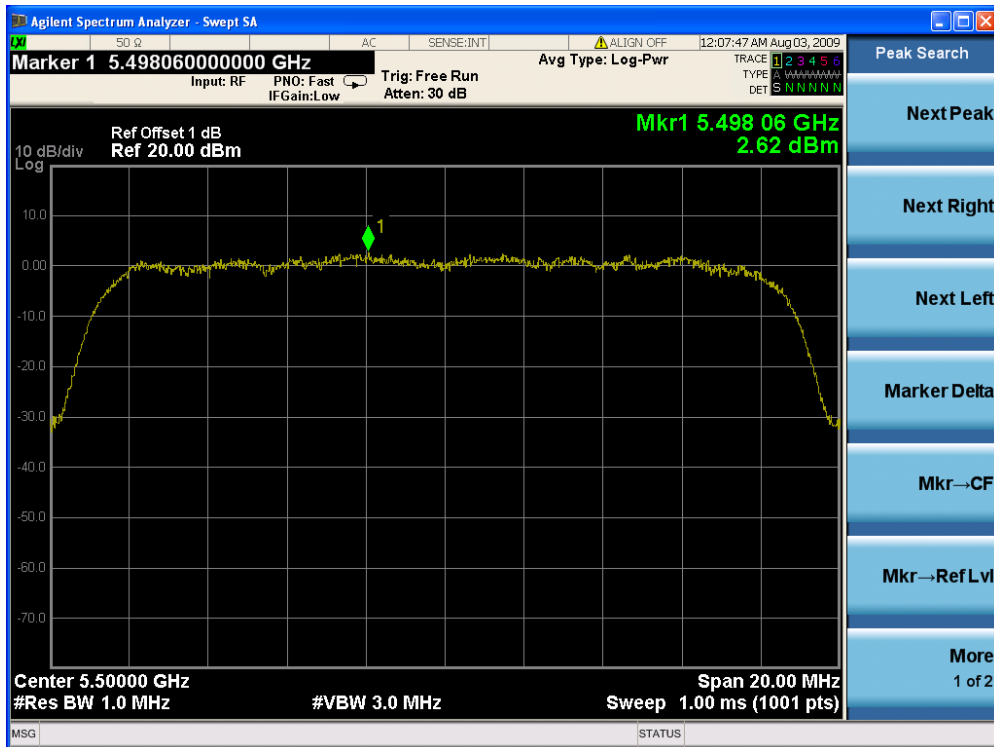




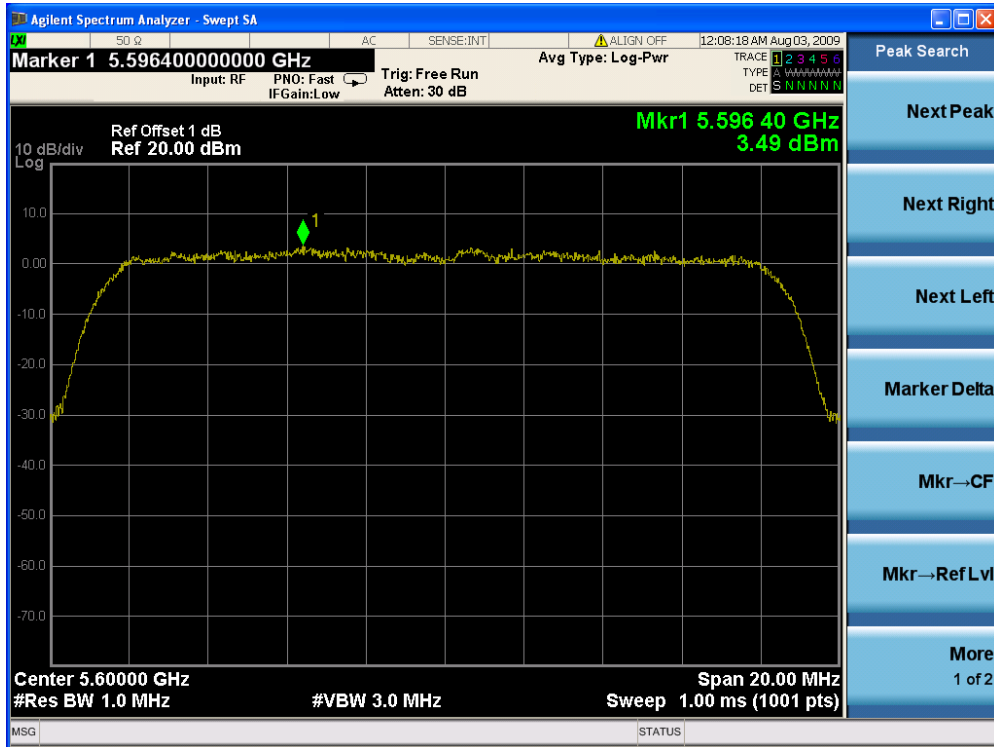
Channel 64 (5320MHz)



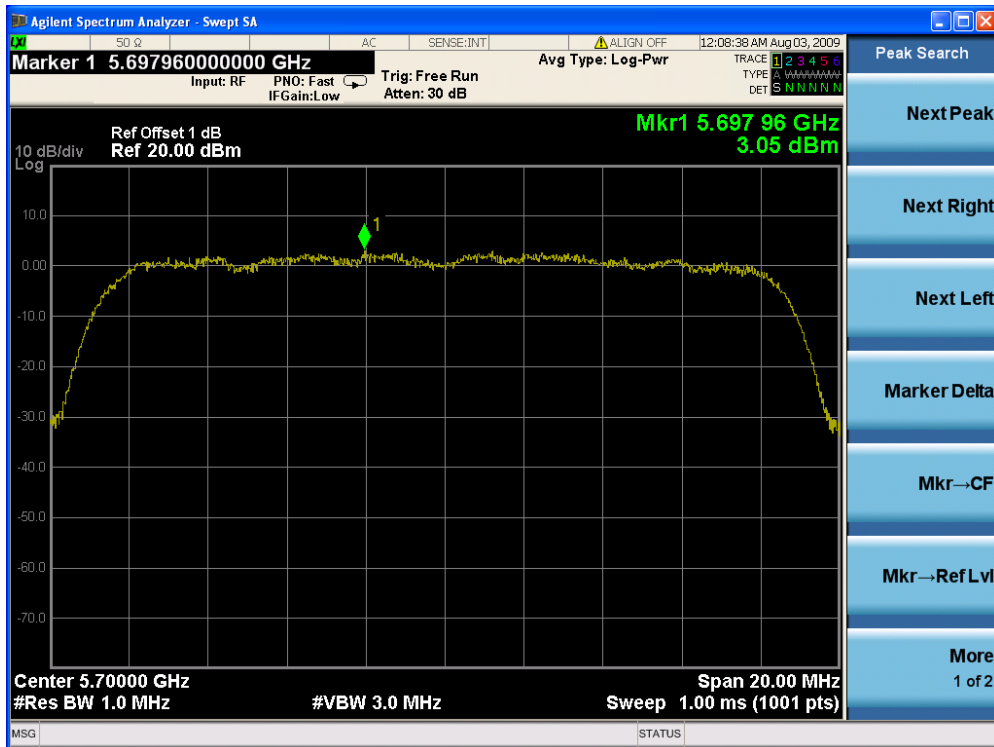
Channel 100 (5500MHz)



Channel 120 (5600MHz)



Channel 140 (5700MHz)

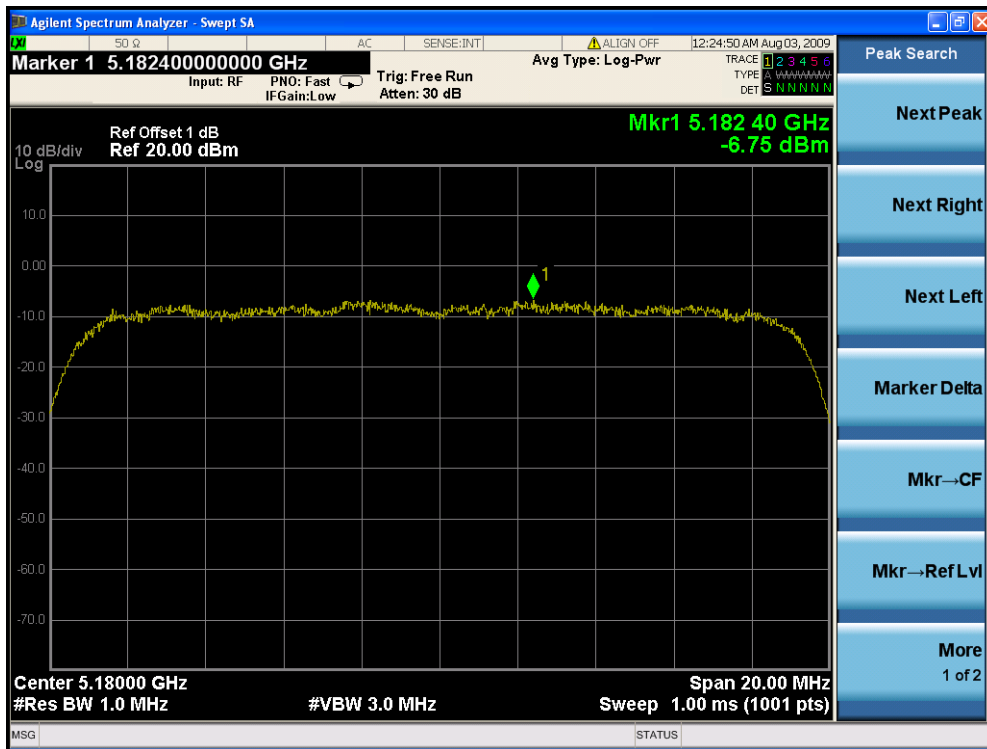


Product	: Wireless LAN Access Point
Test Item	: Peak Power Spectral Density
Test Site	: AC-6
Test Mode	: Mode 1: Transmit by 802.11a (Chain B)

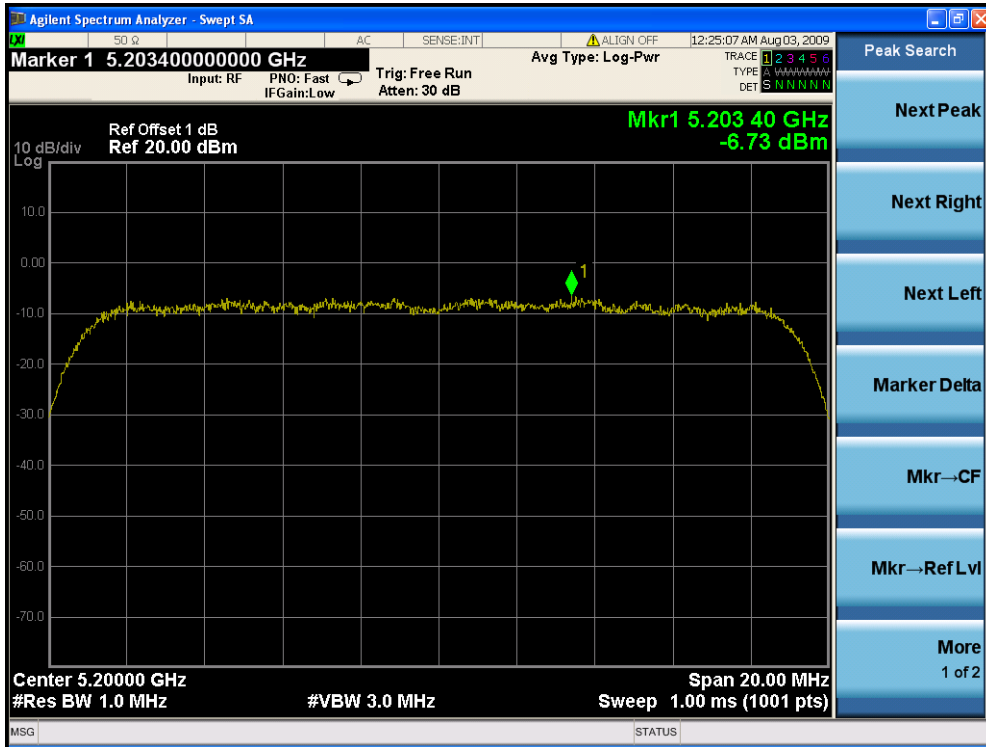
Channel No.	Frequency (MHz)	Measurement PPSD (dBm/MHz)			Total PPSD (dBm/MHz)	Limit (dBm/MHz)	Result
		Chain A	Chain B	Chain C			
36	5180	N/A	-6.75	N/A	-6.75	4	Pass
40	5200	N/A	-6.73	N/A	-6.73	4	Pass
48	5240	N/A	-6.50	N/A	-6.50	4	Pass
52	5260	N/A	1.79	N/A	1.79	11	Pass
60	5300	N/A	2.08	N/A	2.08	11	Pass
64	5320	N/A	1.28	N/A	1.28	11	Pass
100	5500	N/A	2.58	N/A	2.58	11	Pass
120	5600	N/A	2.49	N/A	2.49	11	Pass
140	5700	N/A	2.11	N/A	2.11	11	Pass

Note: the maximum EIRP spectrum density for 5150~5250MHz band is -1.4dBm.

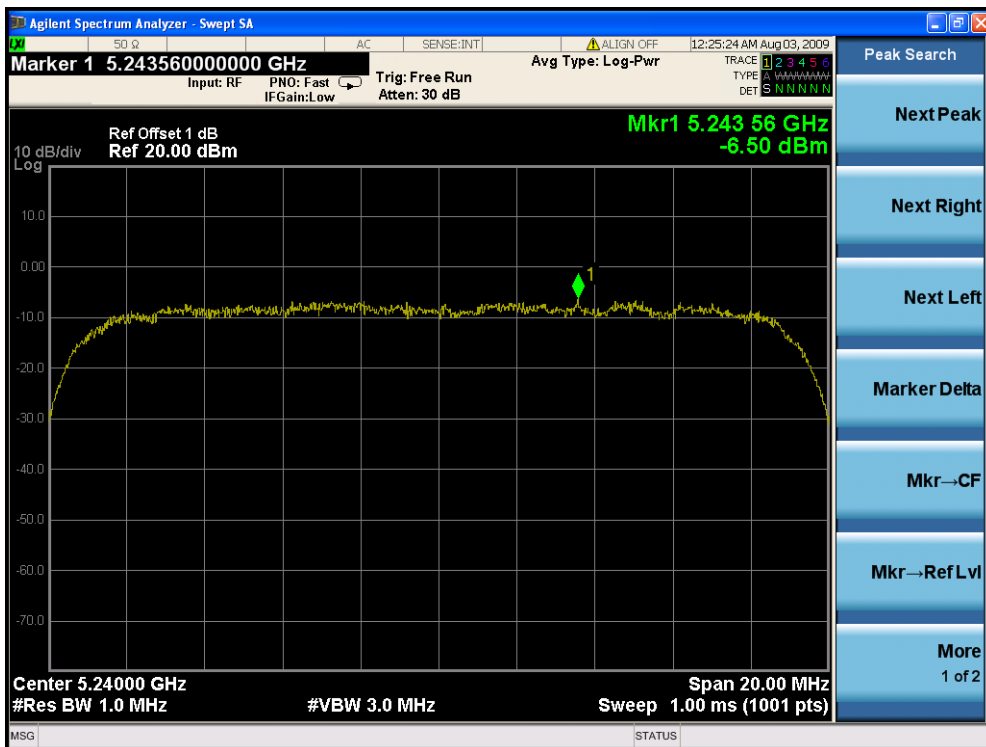
### Channel 36 (5180MHz)



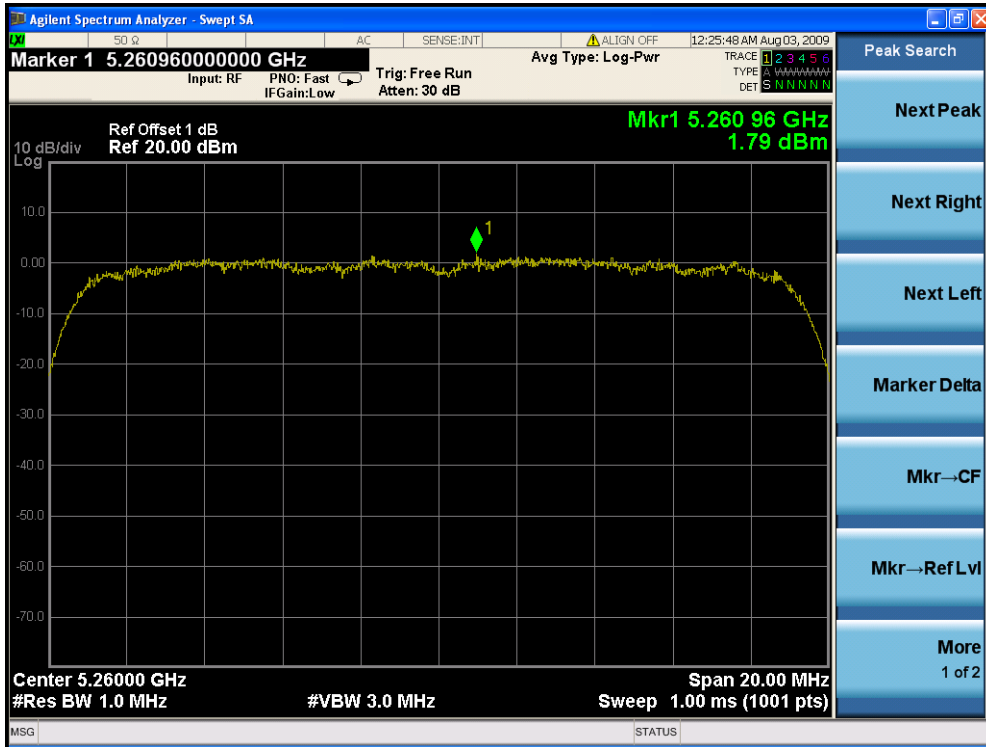
Channel 40 (5200MHz)



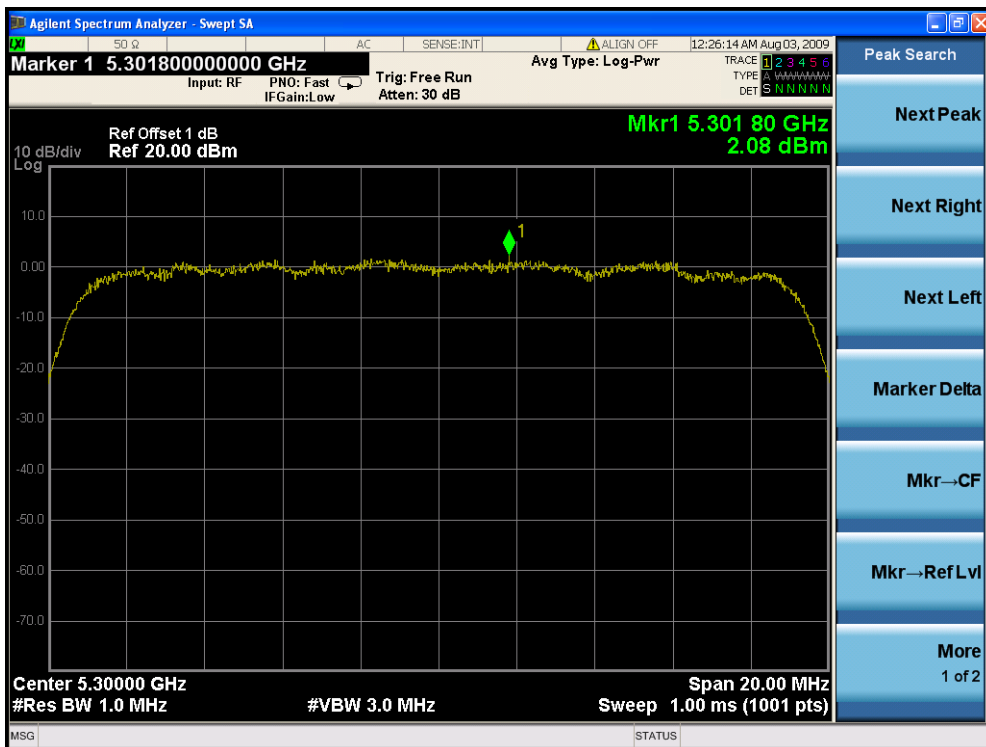
Channel 48 (5240MHz)



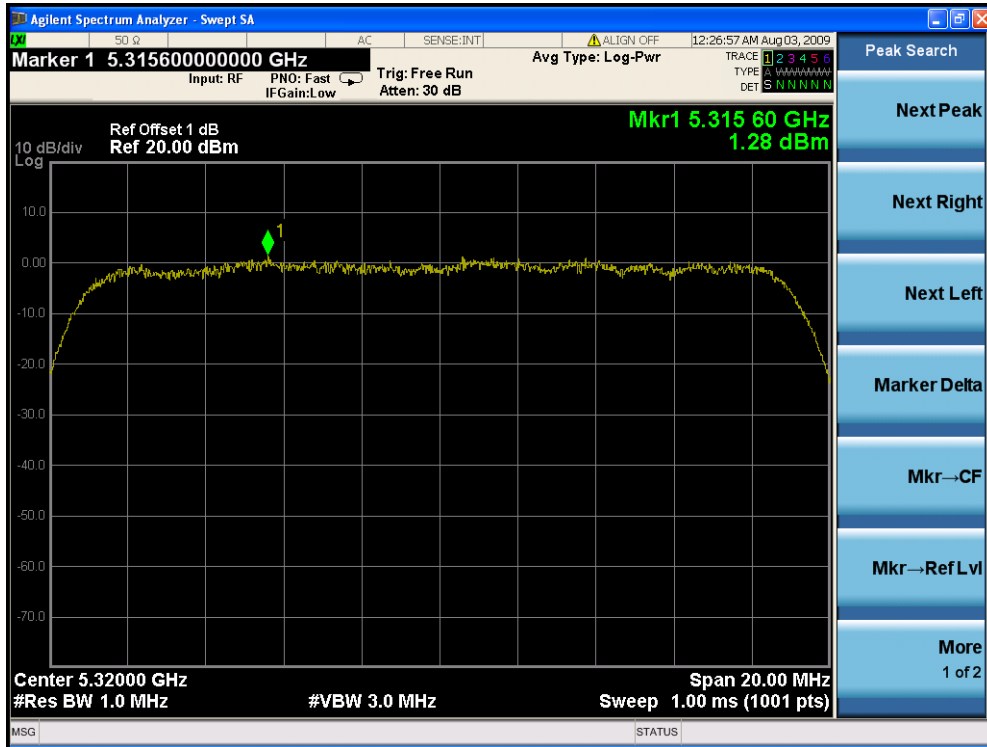
Channel 52 (5260MHz)



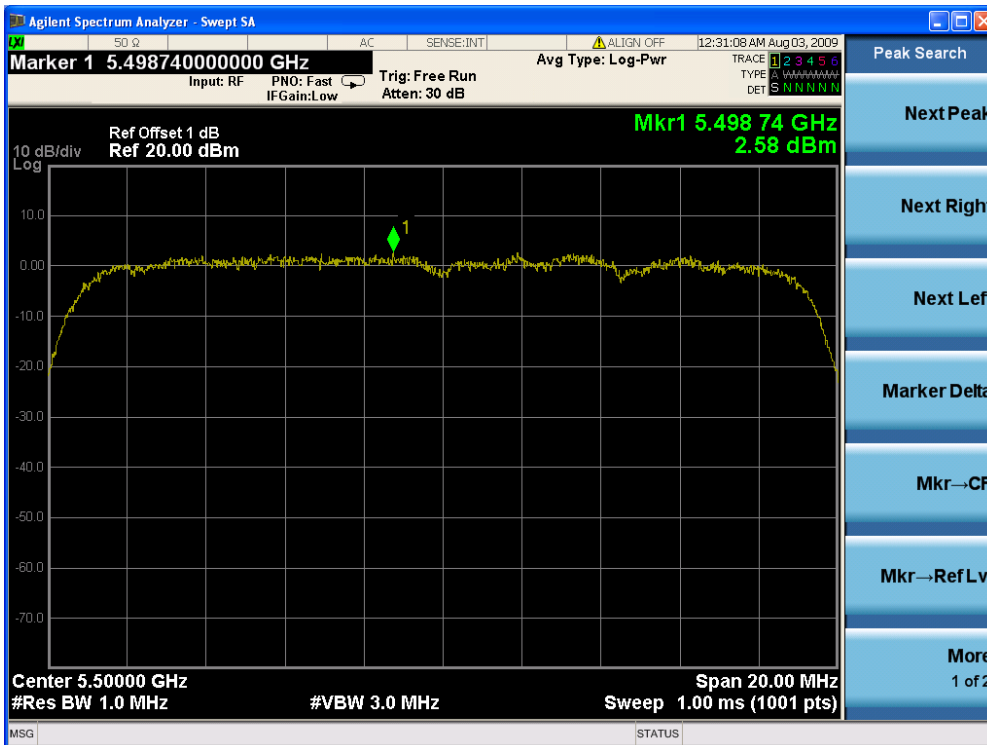
Channel 60 (5300MHz)



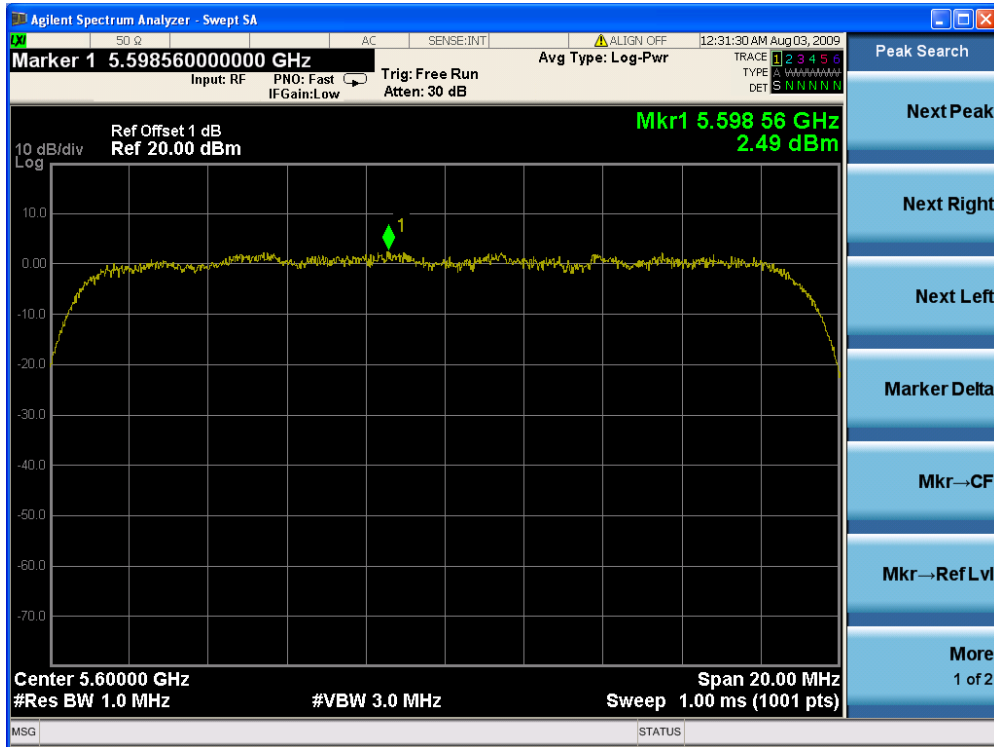
Channel 64 (5320MHz)



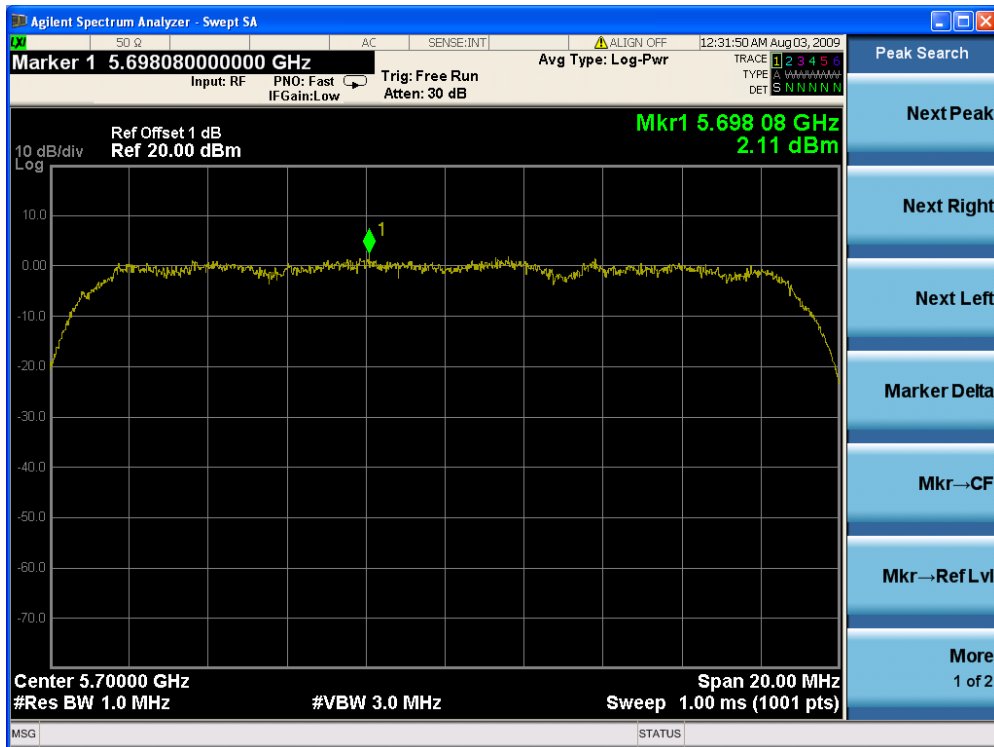
Channel 100 (5500MHz)



Channel 120 (5600MHz)



Channel 140 (5700MHz)

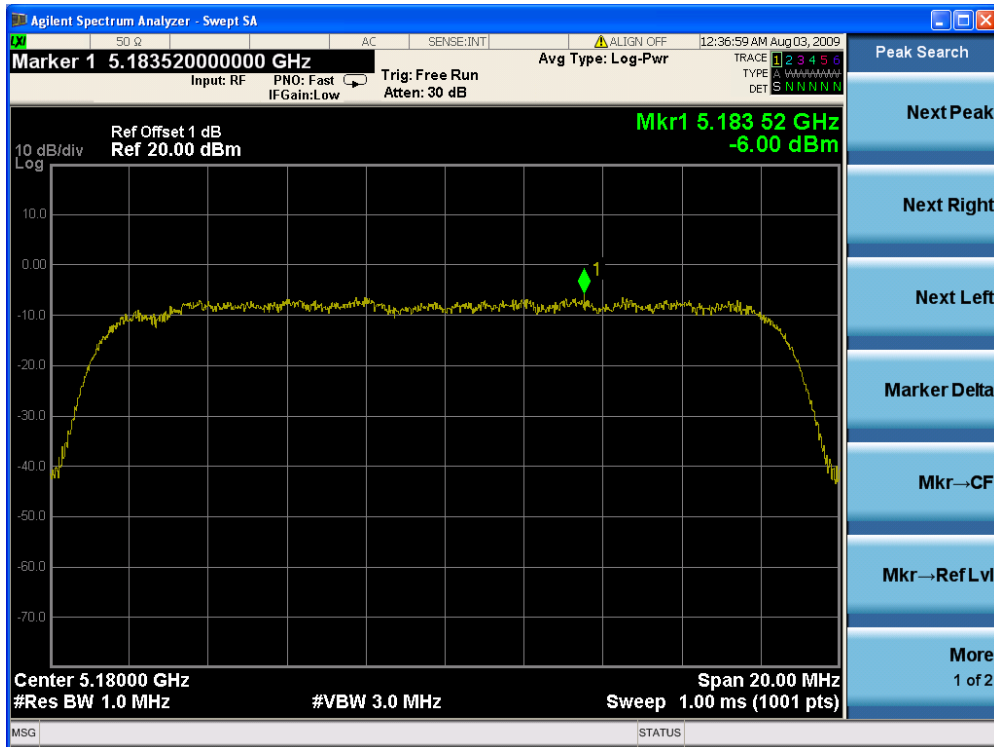


Product	: Wireless LAN Access Point
Test Item	: Peak Power Spectral Density
Test Site	: AC-6
Test Mode	: Mode 1: Transmit by 802.11a (Chain C)

Channel No.	Frequency (MHz)	Measurement PPSD (dBm/MHz)			Total PPSD (dBm/MHz)	Limit (dBm/MHz)	Result
		Chain A	Chain B	Chain C			
36	5180	N/A	N/A	-6.00	-6.00	4	Pass
40	5200	N/A	N/A	-6.10	-6.10	4	Pass
48	5240	N/A	N/A	-5.90	-5.90	4	Pass
52	5260	N/A	N/A	0.54	0.54	11	Pass
60	5300	N/A	N/A	1.51	1.51	11	Pass
64	5320	N/A	N/A	1.34	1.34	11	Pass
100	5500	N/A	N/A	2.47	2.47	11	Pass
120	5600	N/A	N/A </td <td>2.89</td> <td>2.89</td> <td>11</td> <td>Pass</td>	2.89	2.89	11	Pass
140	5700	N/A	N/A	1.54	1.54	11	Pass

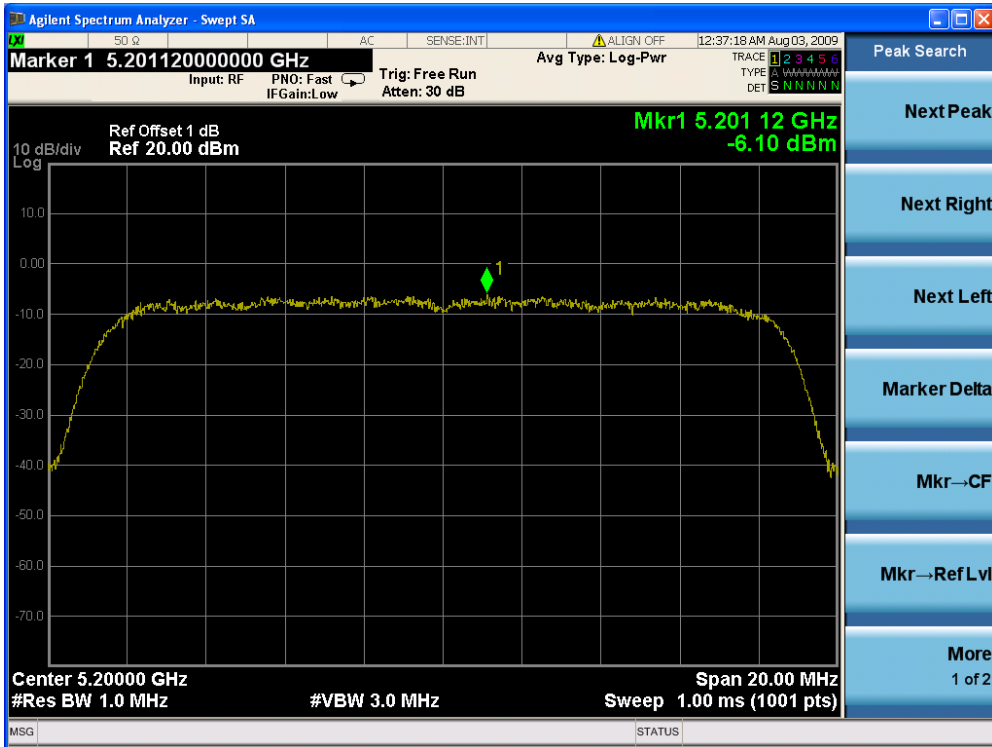
Note: the maximum EIRP spectrum density for 5150~5250MHz band is -0.8dBm.

### Channel 36 (5180MHz)





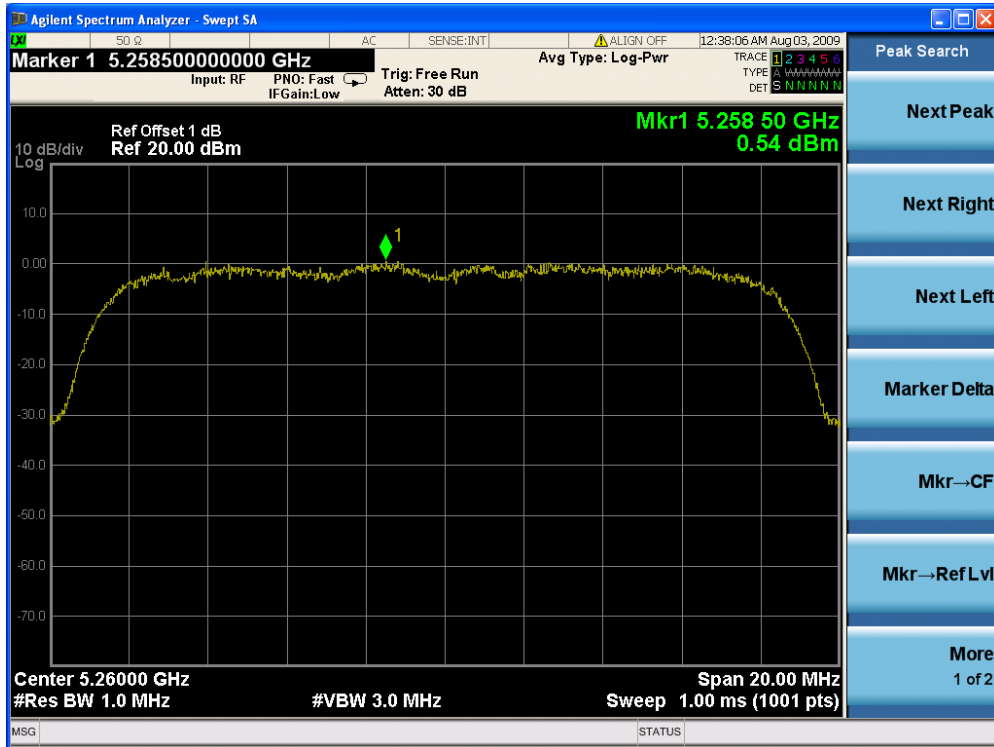
Channel 40 (5200MHz)



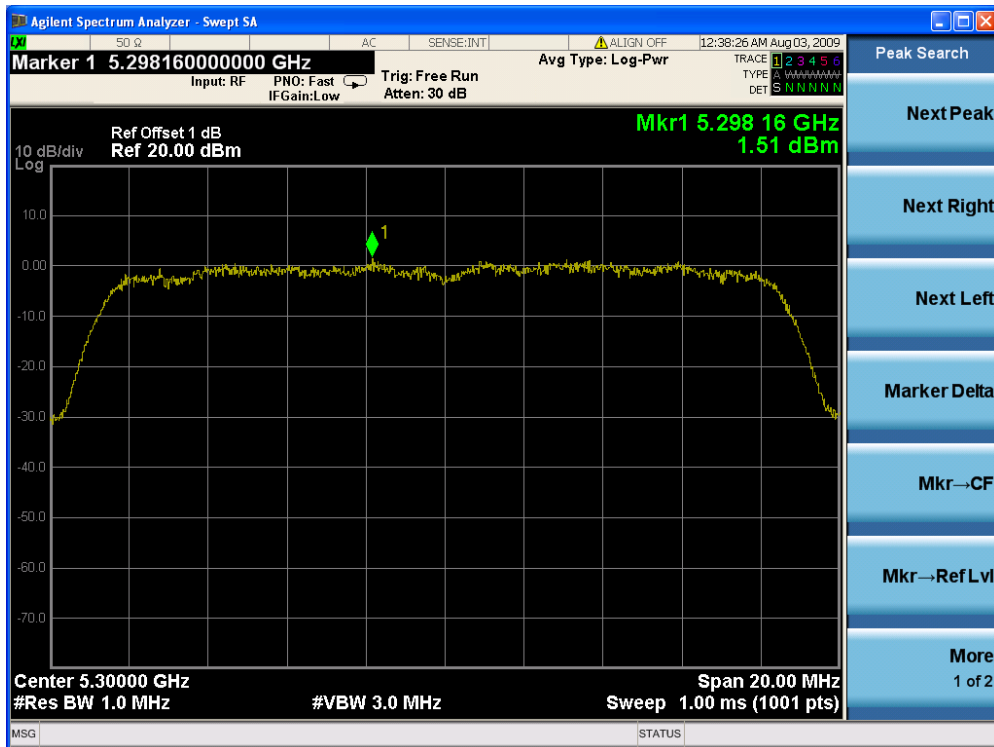
Channel 48 (5240MHz)



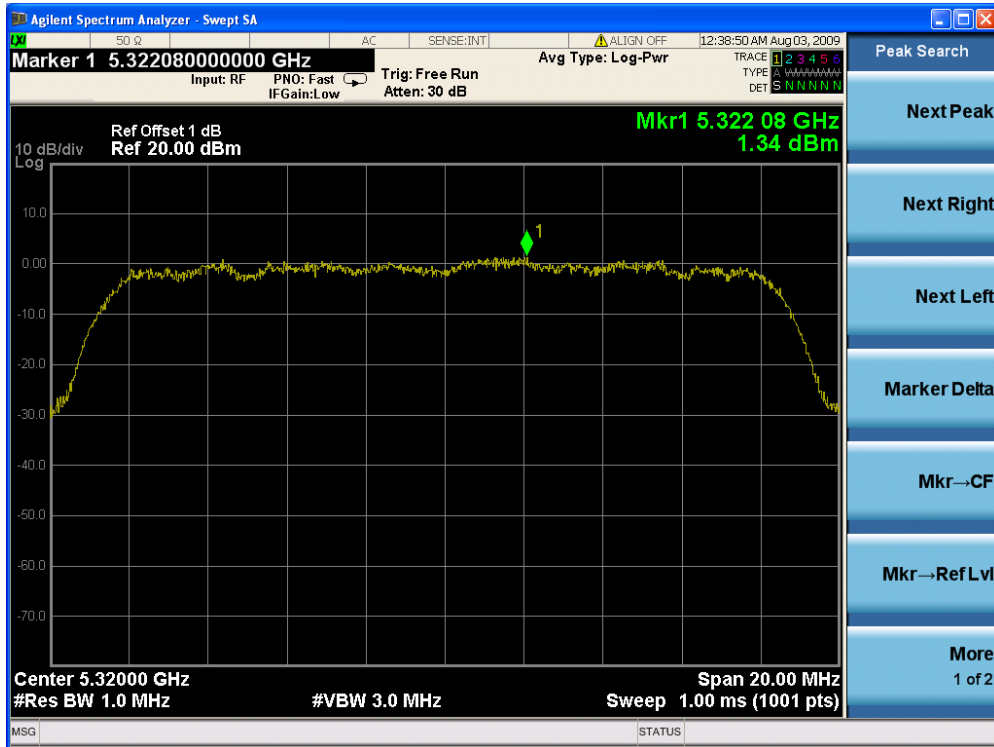
Channel 52 (5260MHz)



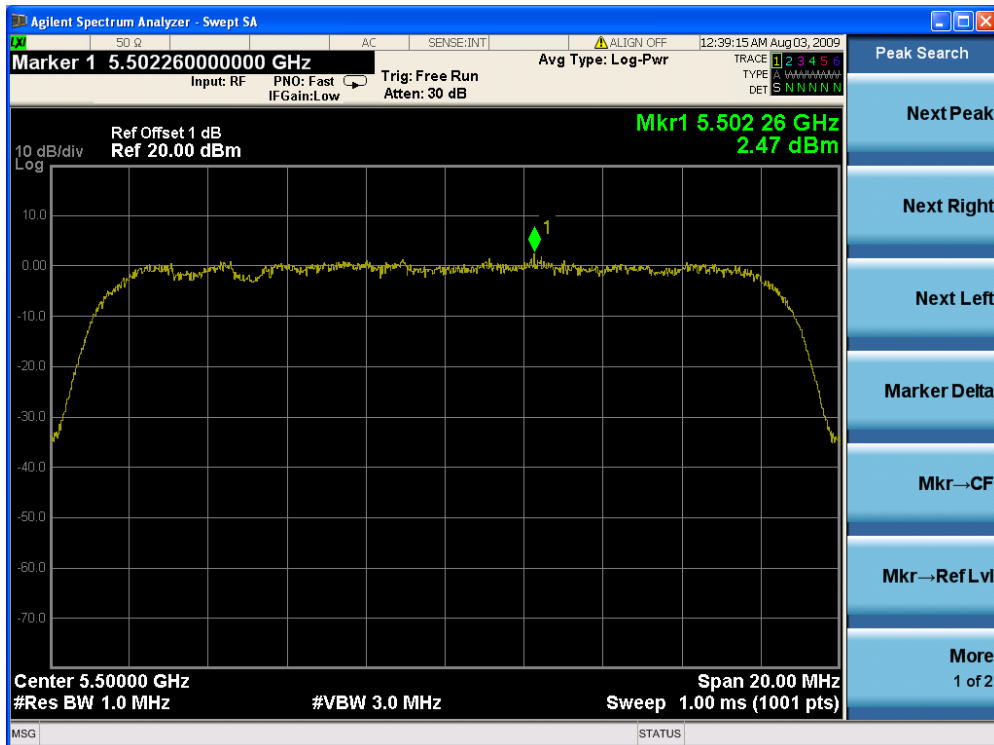
Channel 60 (5300MHz)



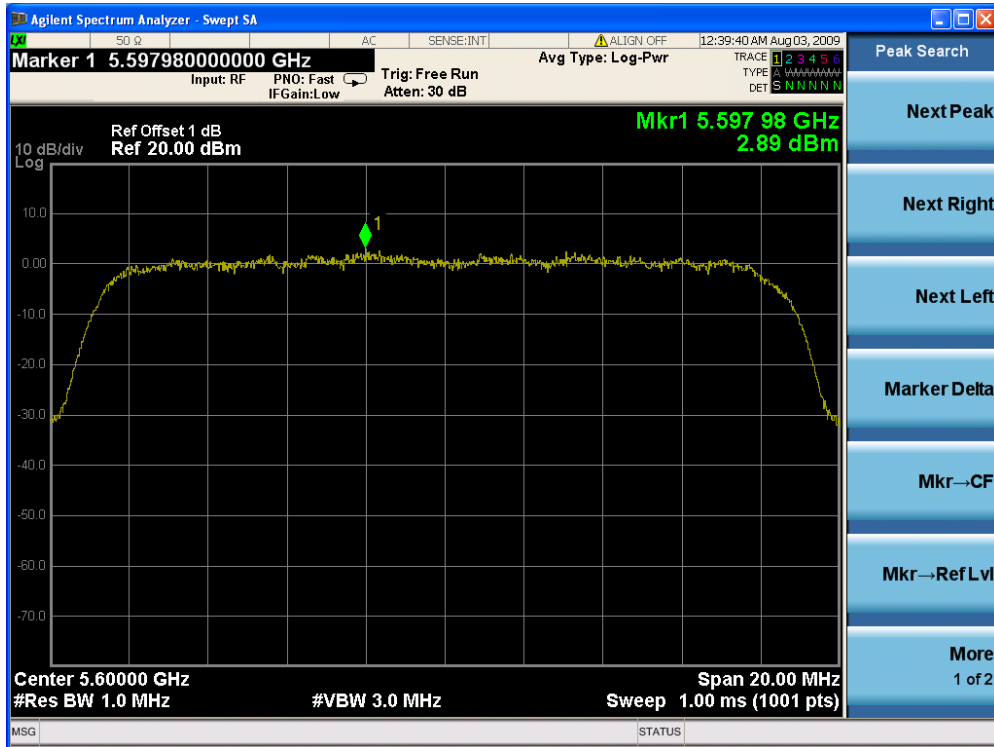
Channel 64 (5320MHz)



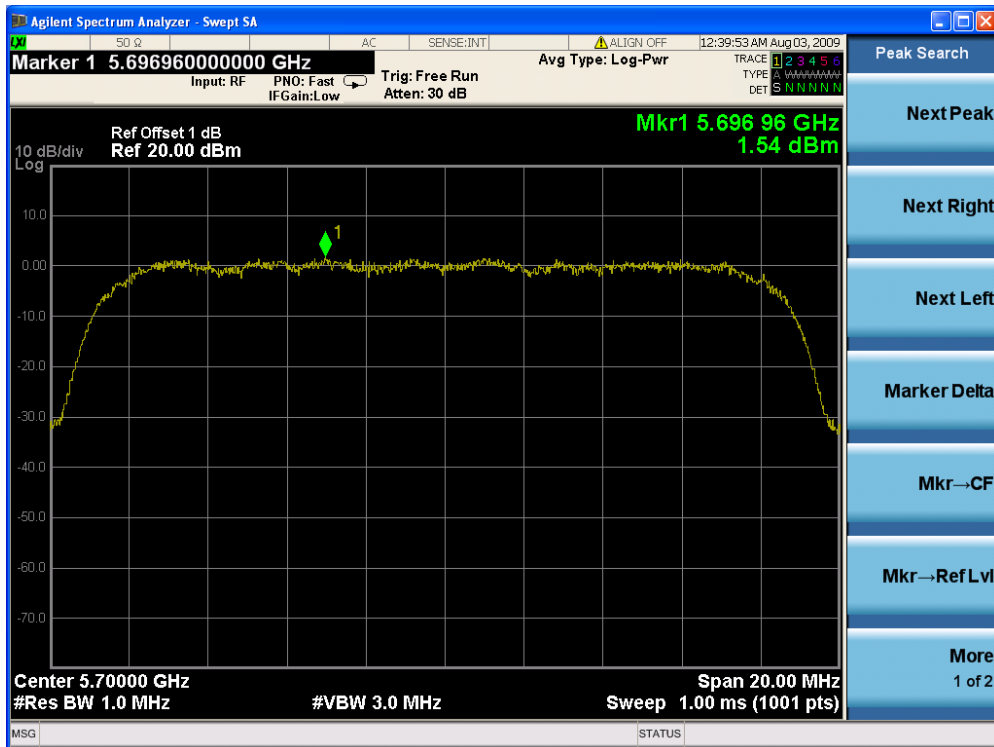
Channel 100 (5500MHz)



Channel 120 (5600MHz)



Channel 140 (5700MHz)

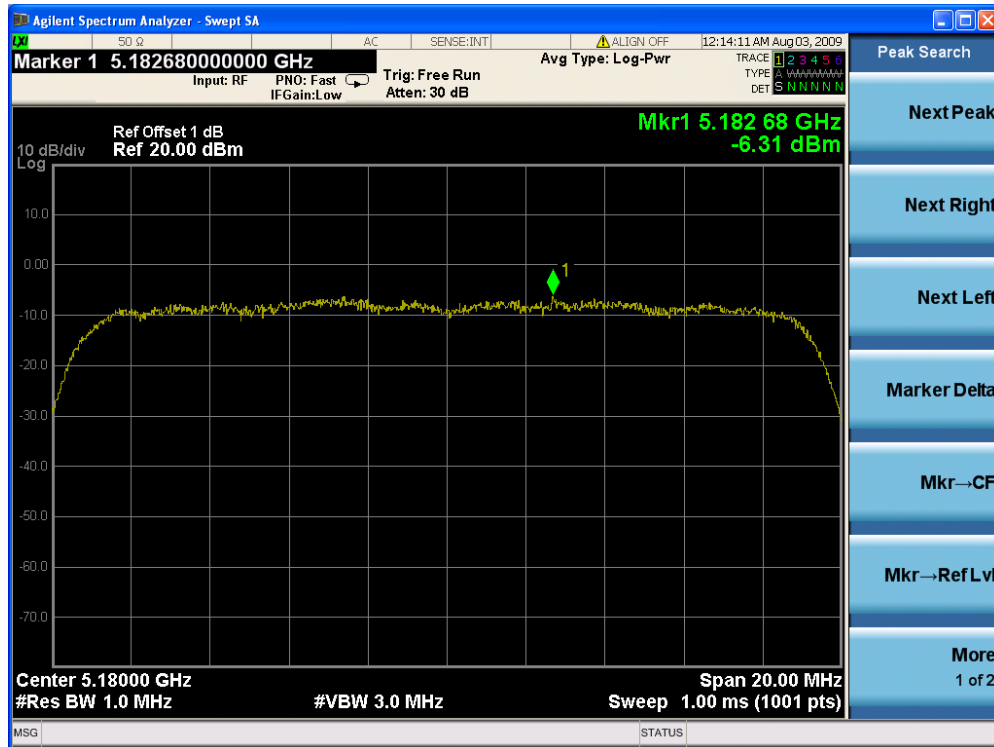


Product	:	Wireless LAN Access Point
Test Item	:	Peak Power Spectral Density
Test Site	:	AC-6
Test Mode	:	Mode 2: Transmit by 802.11n (20MHz Bandwidth) (Chain A)

Channel No.	Frequency (MHz)	Measurement PPSD (dBm/MHz)			Total PPSD (dBm/MHz)	Limit (dBm/MHz)	Result
		Chain A	Chain B	Chain C			
36	5180	-6.31	N/A	N/A	-6.31	4	Pass
40	5200	-6.41	N/A	N/A	-6.41	4	Pass
48	5240	-6.63	N/A	N/A	-6.63	4	Pass
52	5260	1.74	N/A	N/A	1.74	11	Pass
60	5300	0.71	N/A	N/A	0.71	11	Pass
64	5320	0.93	N/A	N/A	0.93	11	Pass
100	5500	2.23	N/A	N/A	2.23	11	Pass
120	5600	3.25	N/A	N/A	3.25	11	Pass
140	5700	2.45	N/A	N/A	2.45	11	Pass

Note: the maximum EIRP spectrum density for 5150~5250MHz band is -1.21dBm.

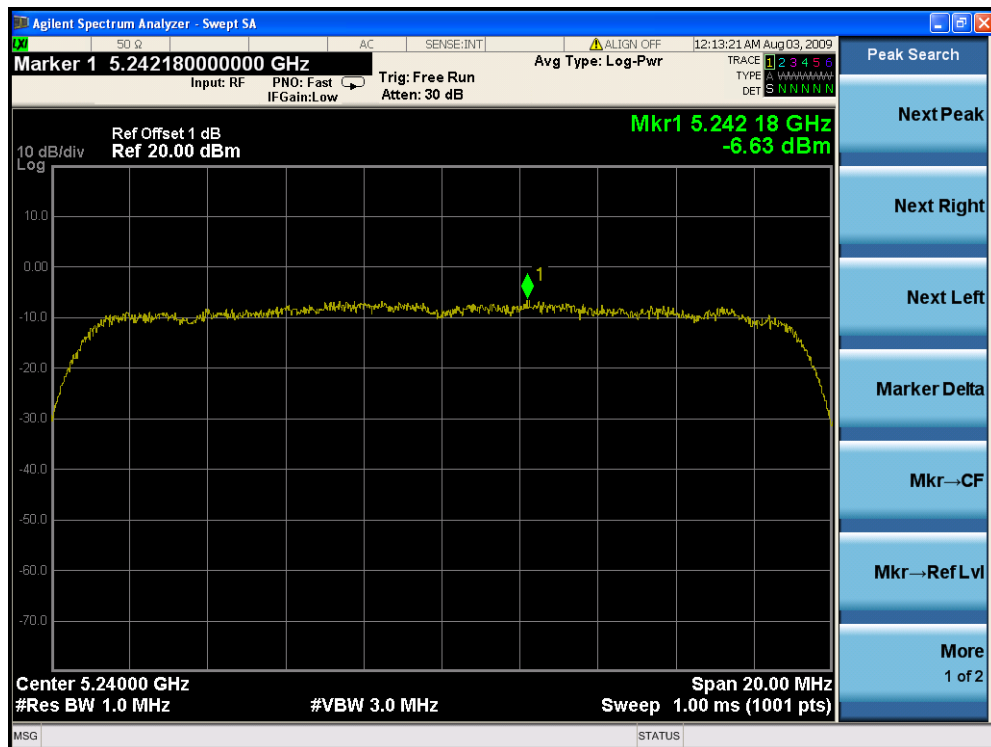
### Channel 36 (5180MHz)



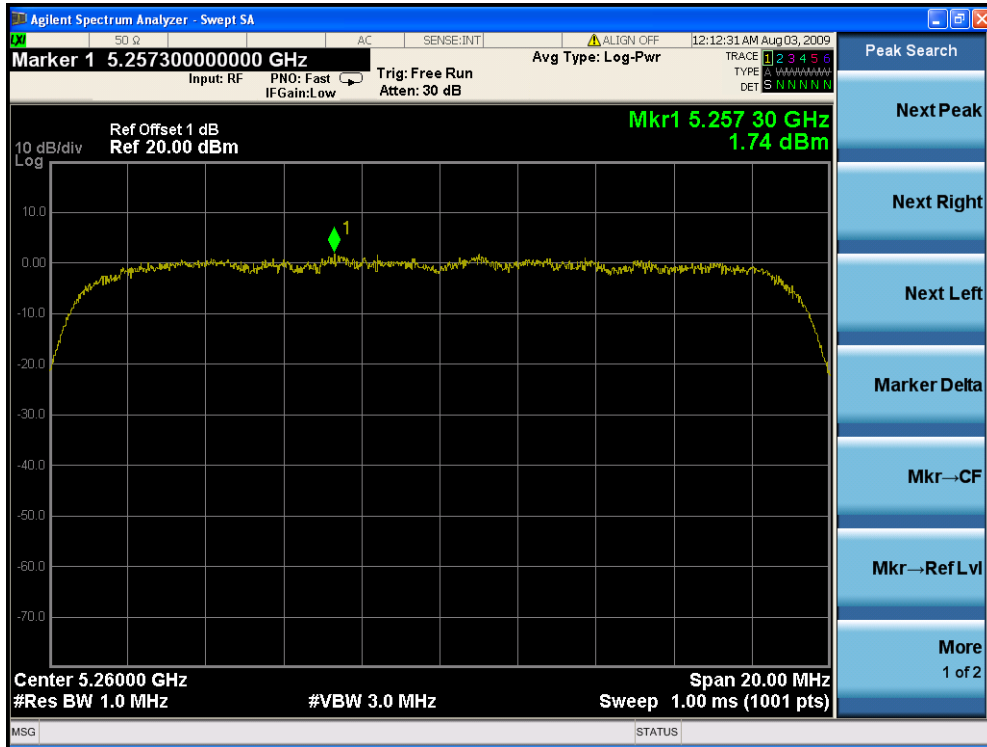
Channel 40 (5200MHz)



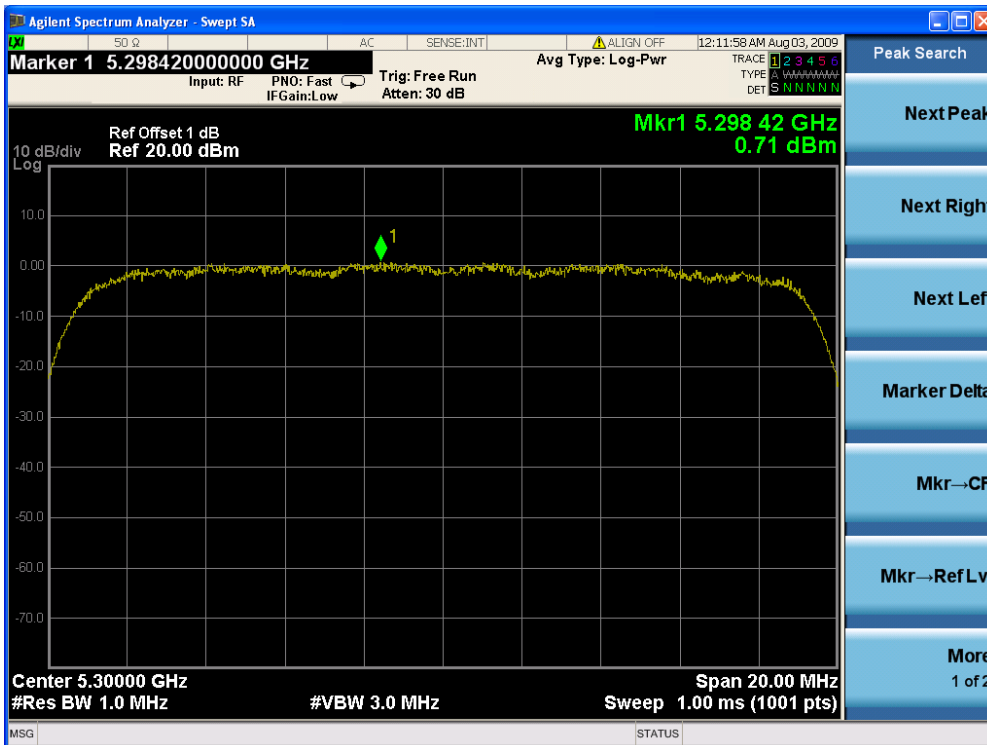
Channel 48 (5240MHz)



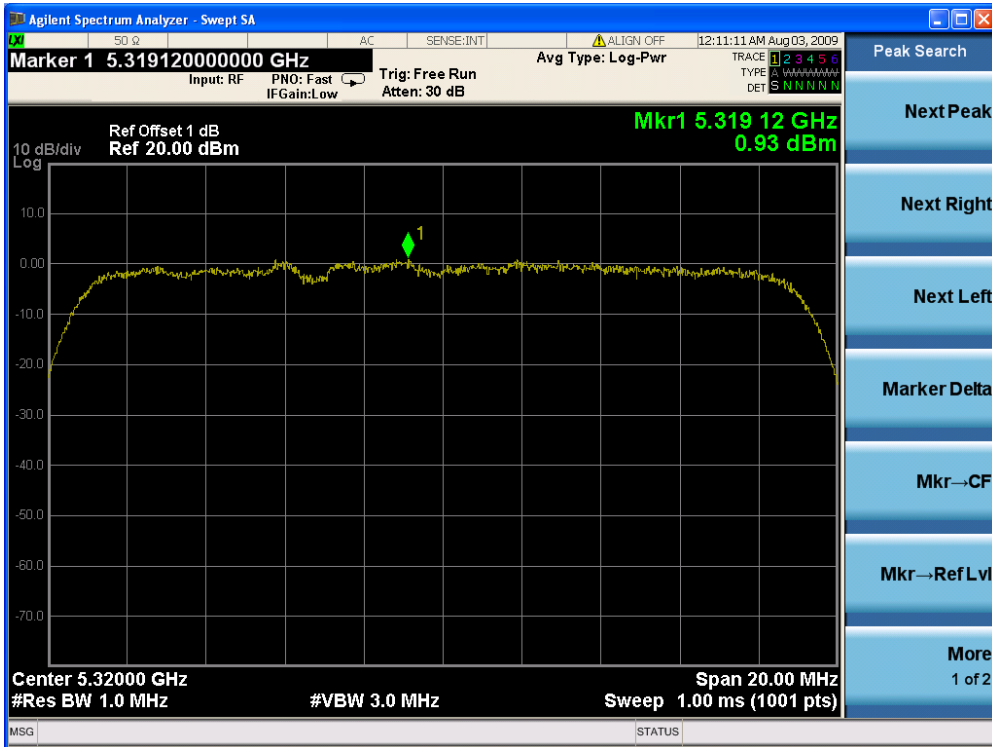
Channel 52 (5260MHz)



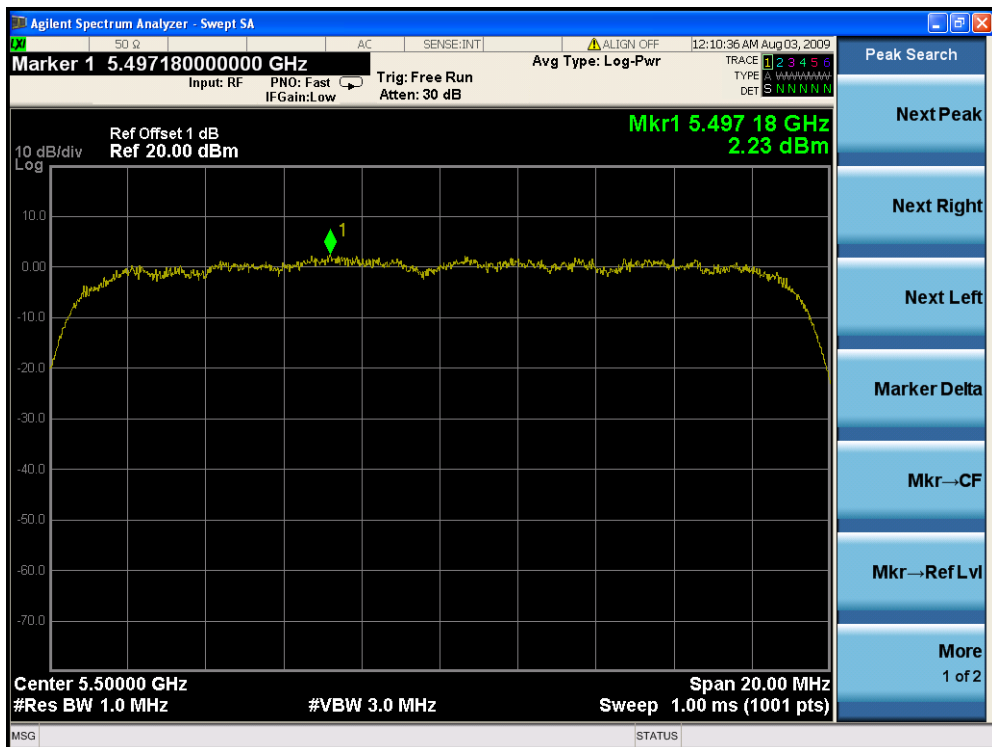
Channel 60 (5300MHz)



Channel 64 (5320MHz)

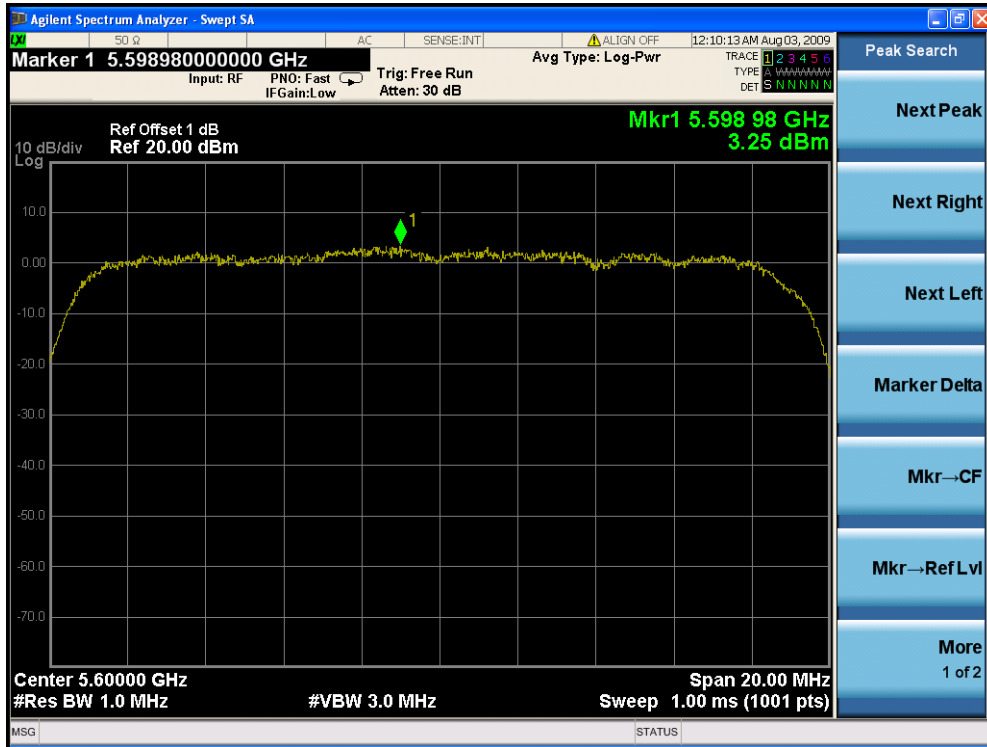


Channel 100 (5500MHz)

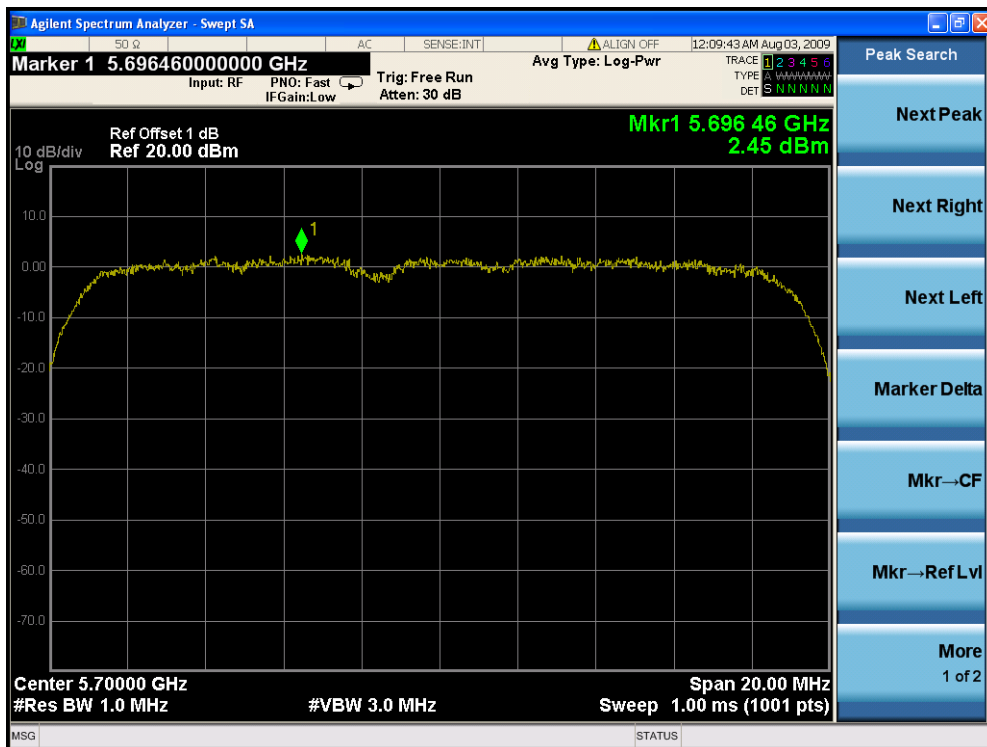




Channel 120 (5600MHz)



Channel 140 (5700MHz)

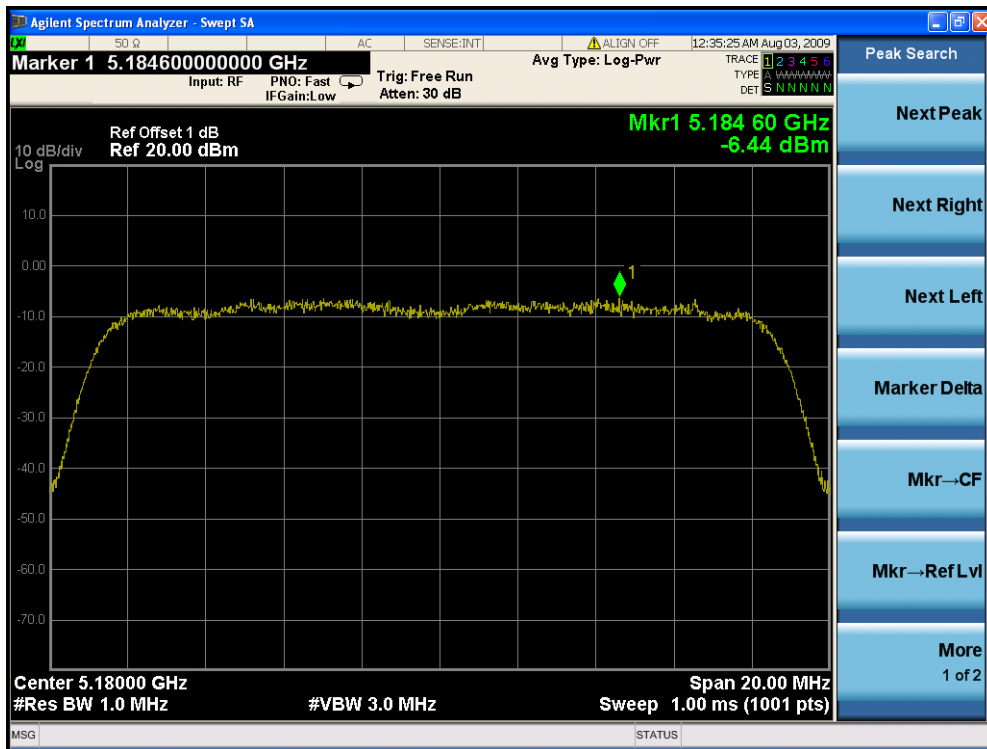


Product	: Wireless LAN Access Point
Test Item	: Peak Power Spectral Density
Test Site	: AC-6
Test Mode	: Mode 2: Transmit by 802.11n (20MHz Bandwidth) (Chain B)

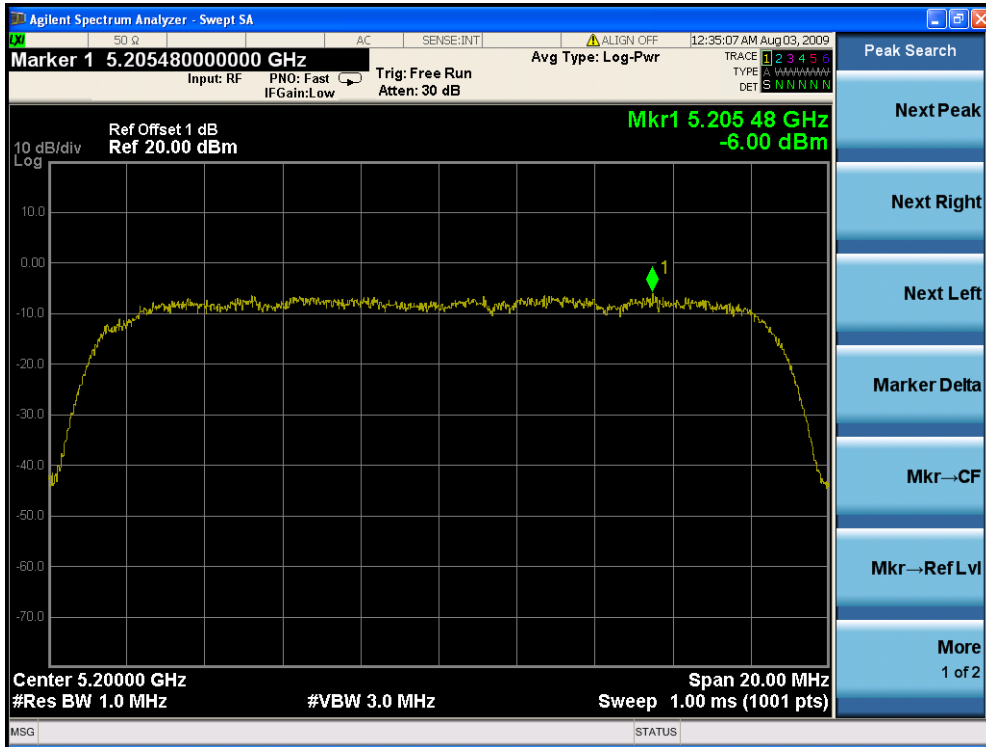
Channel No.	Frequency (MHz)	Measurement PPSD (dBm/MHz)			Total PPSD (dBm/MHz)	Limit (dBm/MHz)	Result
		Chain A	Chain B	Chain C			
36	5180	N/A	-6.44	N/A	-6.44	4	Pass
40	5200	N/A	-6.00	N/A	-6.00	4	Pass
48	5240	N/A	-6.64	N/A	-6.64	4	Pass
52	5260	N/A	1.90	N/A	1.90	11	Pass
60	5300	N/A	1.17	N/A	1.17	11	Pass
64	5320	N/A	1.31	N/A	1.31	11	Pass
100	5500	N/A	3.15	N/A	3.15	11	Pass
120	5600	N/A	2.79	N/A	2.79	11	Pass
140	5700	N/A	2.35	N/A	2.35	11	Pass

Note: the maximum EIRP spectrum density for 5150~5250MHz band is -0.9dBm.

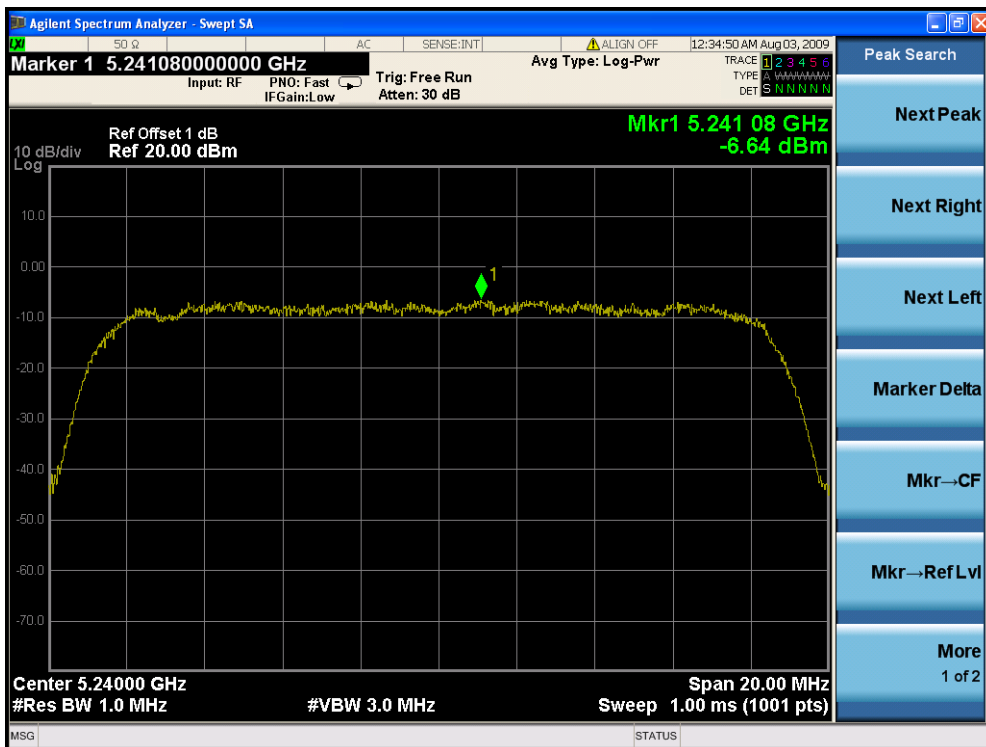
**Channel 36 (5180MHz)**



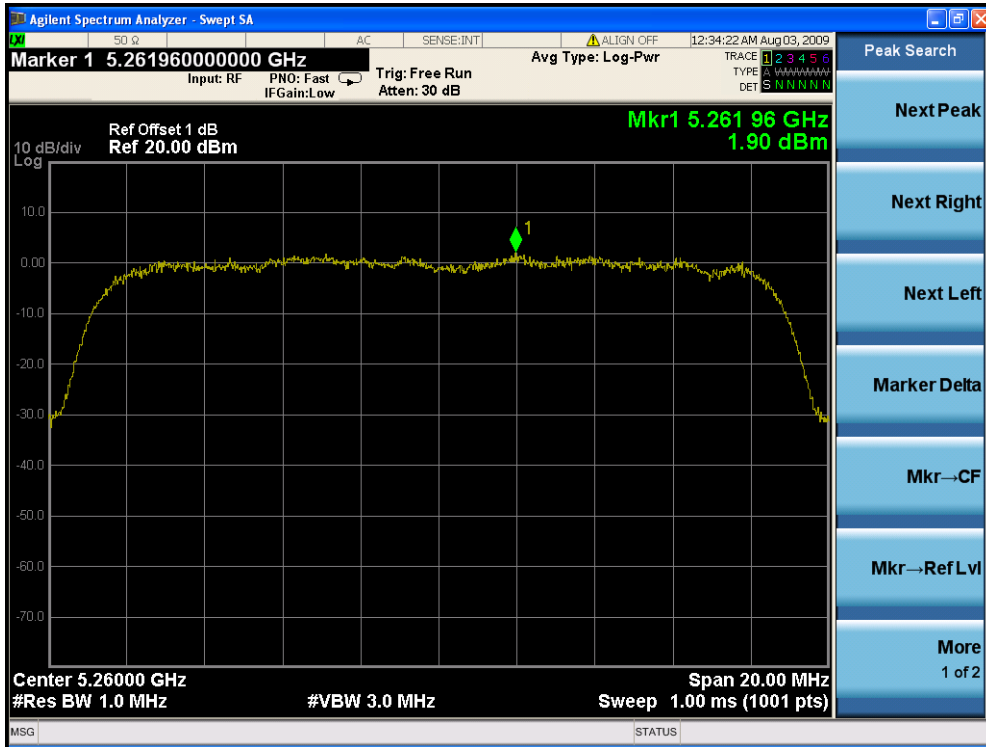
Channel 40 (5200MHz)



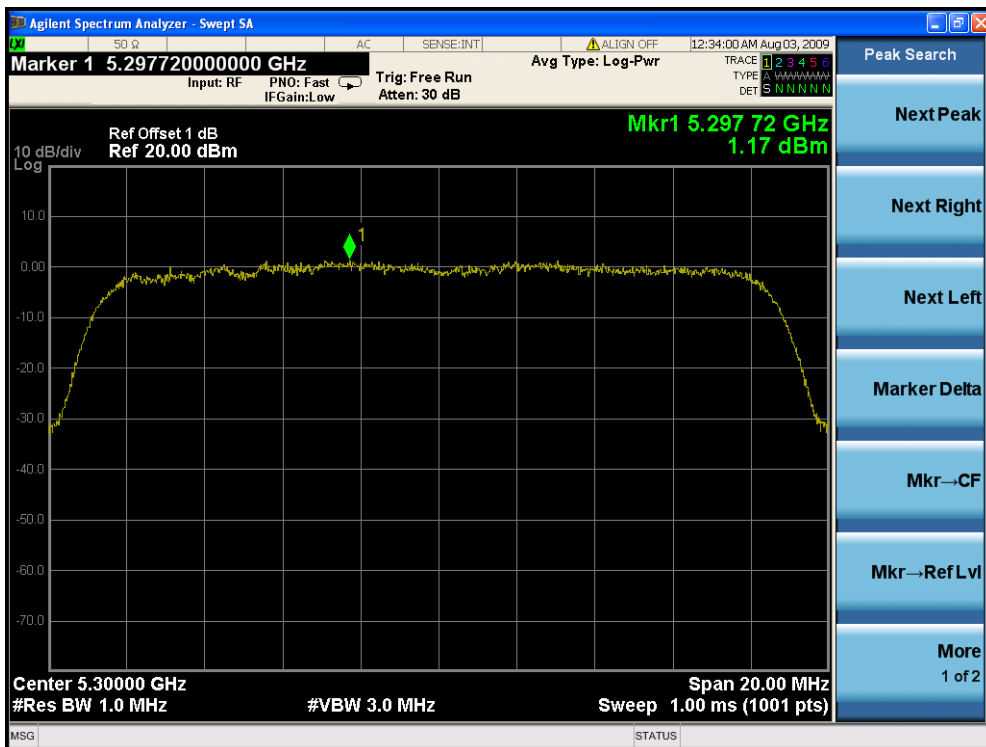
Channel 48 (5240MHz)



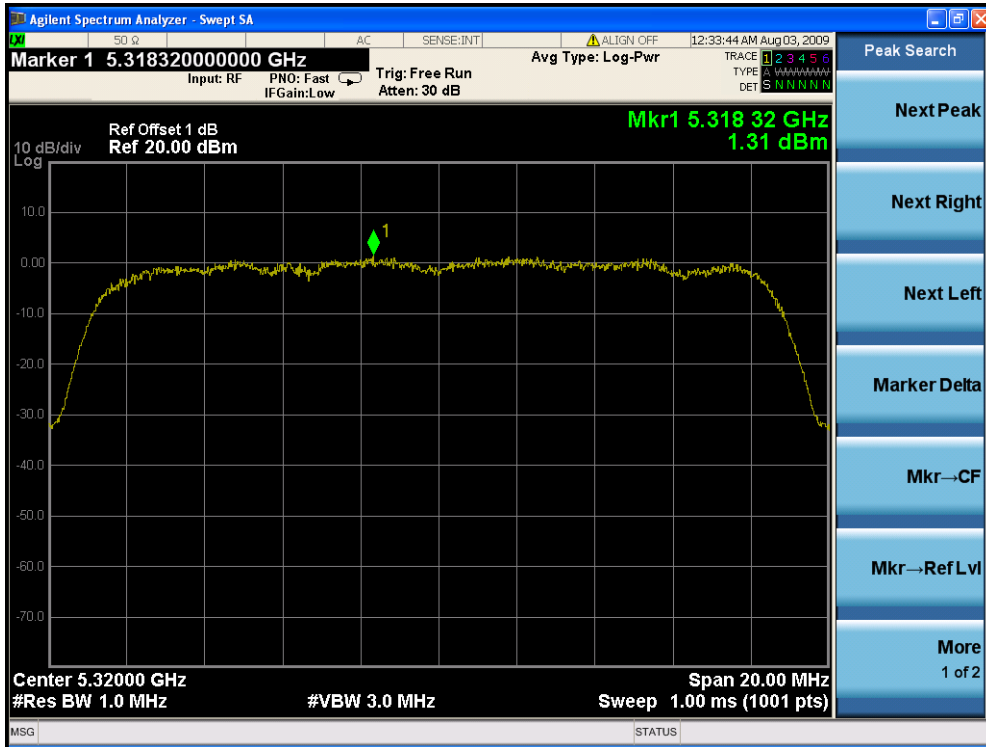
Channel 52 (5260MHz)



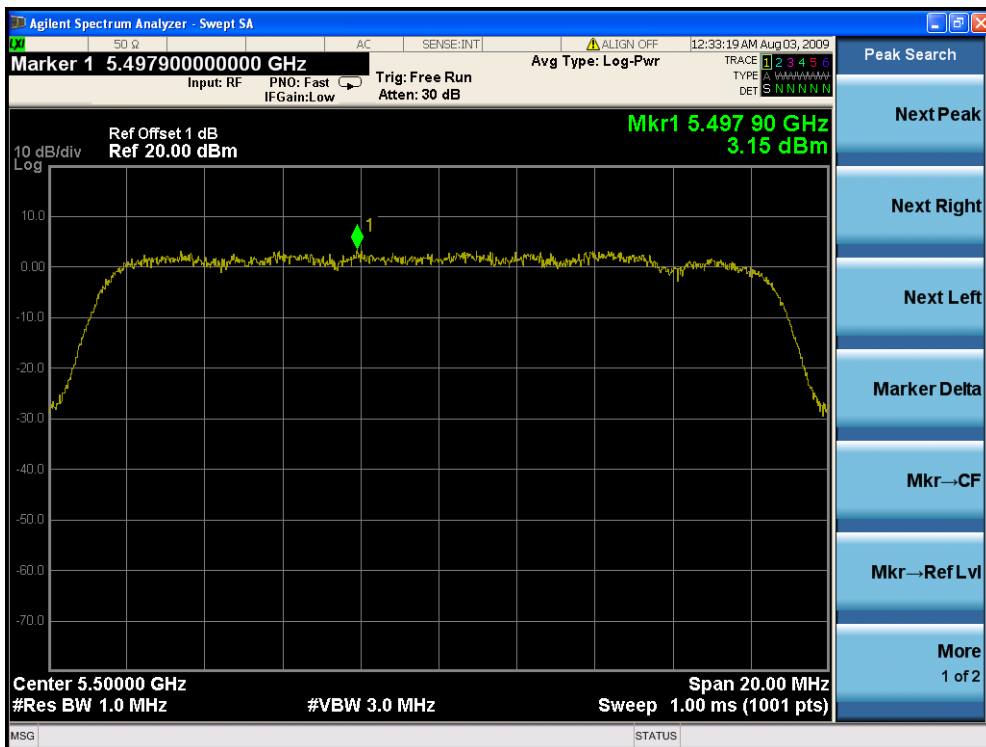
Channel 60 (5300MHz)



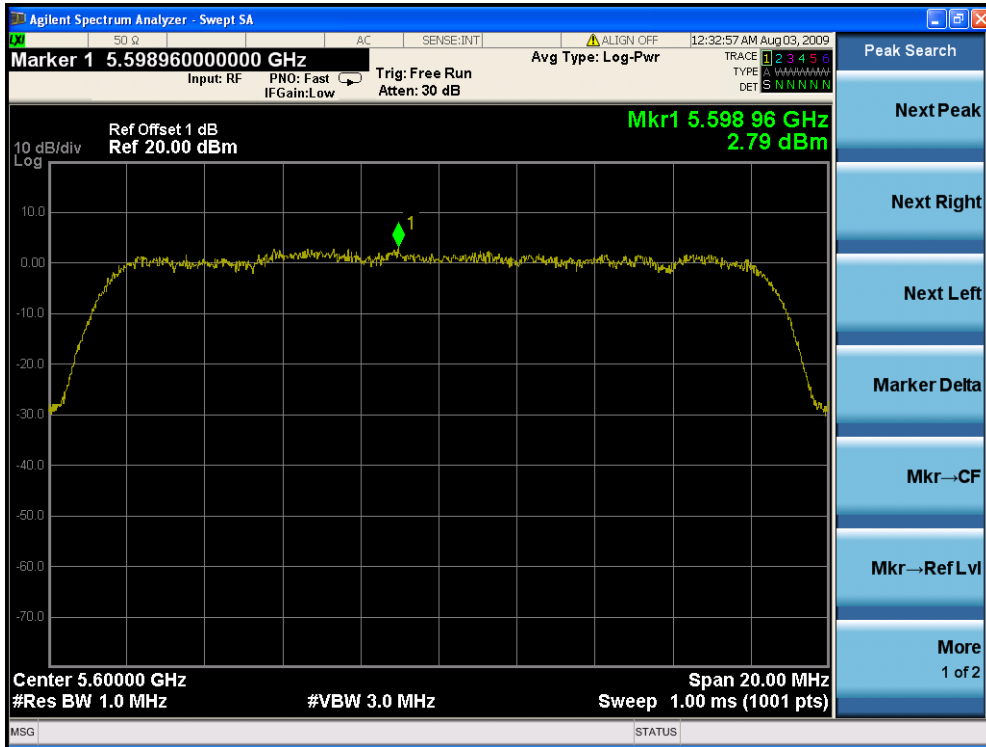
Channel 64 (5320MHz)



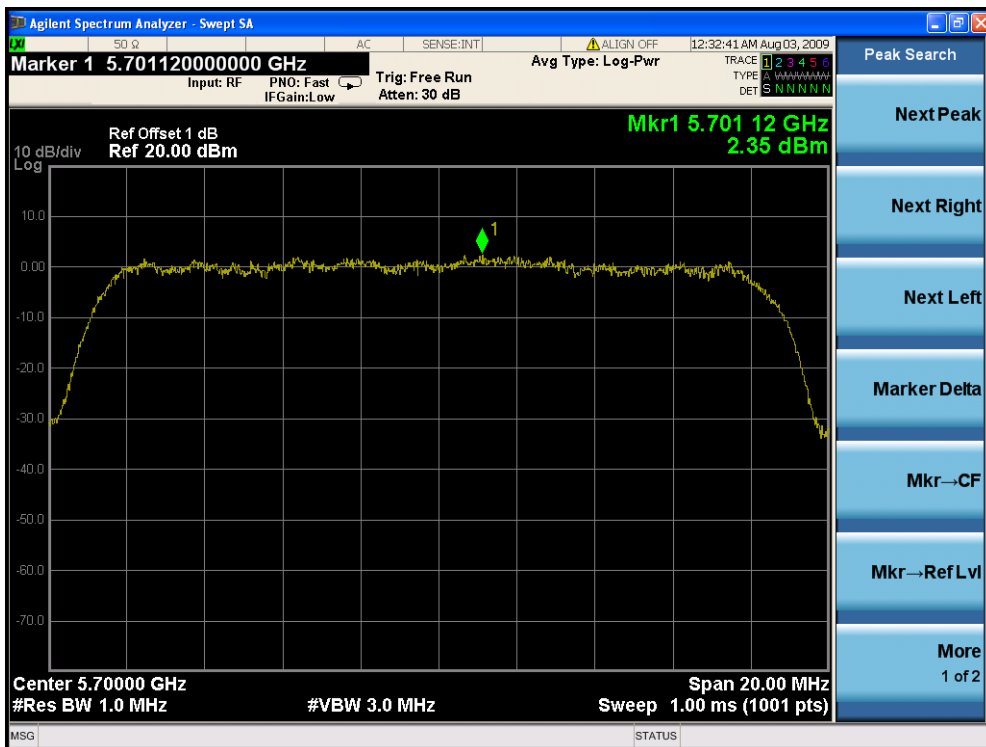
Channel 100 (5500MHz)



Channel 120 (5600MHz)



Channel 140 (5700MHz)

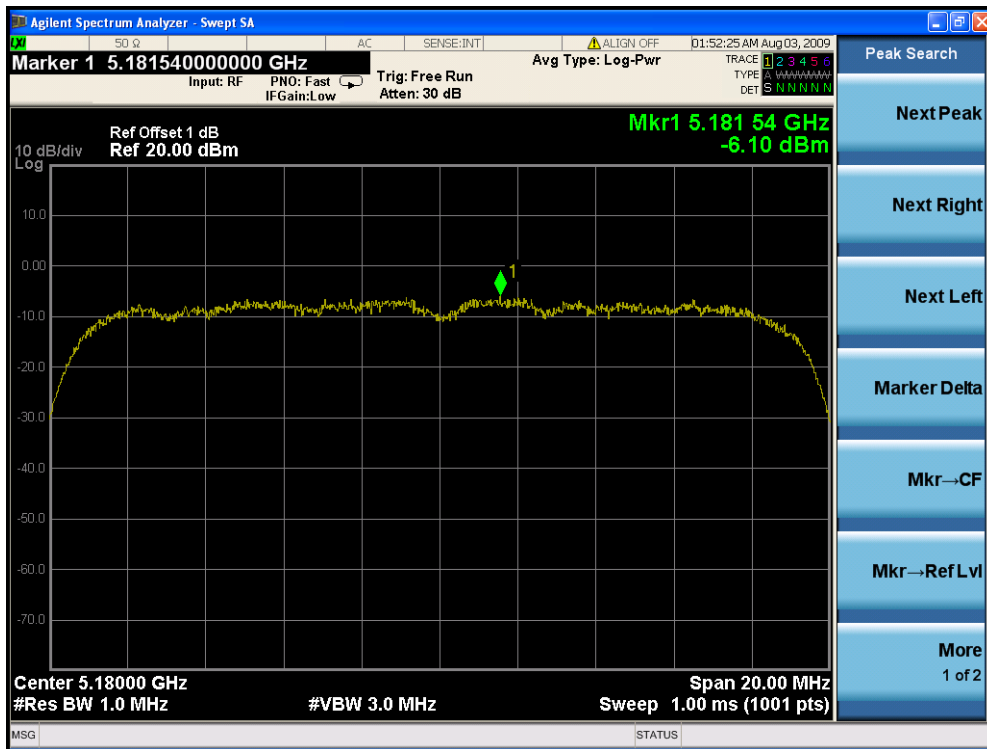


Product	:	Wireless LAN Access Point
Test Item	:	Peak Power Spectral Density
Test Site	:	AC-6
Test Mode	:	Mode 2: Transmit by 802.11n (20MHz Bandwidth) (Chain C)

Channel No.	Frequency (MHz)	Measurement PPSD (dBm/MHz)			Total PPSD (dBm/MHz)	Limit (dBm/MHz)	Result
		Chain A	Chain B	Chain C			
36	5180	N/A	N/A	-6.10	-6.10	4	Pass
40	5200	N/A	N/A	-6.20	-6.20	4	Pass
48	5240	N/A	N/A	-6.43	-6.43	4	Pass
52	5260	N/A	N/A	0.22	0.22	11	Pass
60	5300	N/A	N/A	1.40	1.40	11	Pass
64	5320	N/A	N/A	1.32	1.32	11	Pass
100	5500	N/A	N/A	1.51	1.51	11	Pass
120	5600	N/A	N/A	2.54	2.54	11	Pass
140	5700	N/A	N/A	1.54	1.54	11	Pass

Note: the maximum EIRP spectrum density for 5150~5250MHz band is -1dBm.

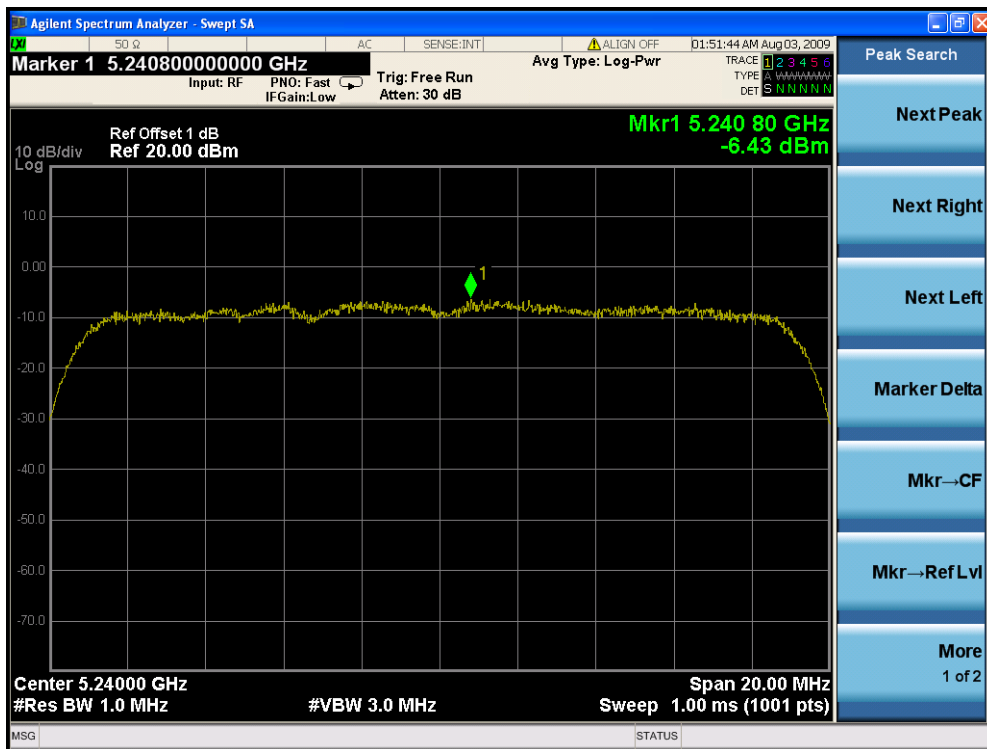
**Channel 36 (5180MHz)**



Channel 40 (5200MHz)

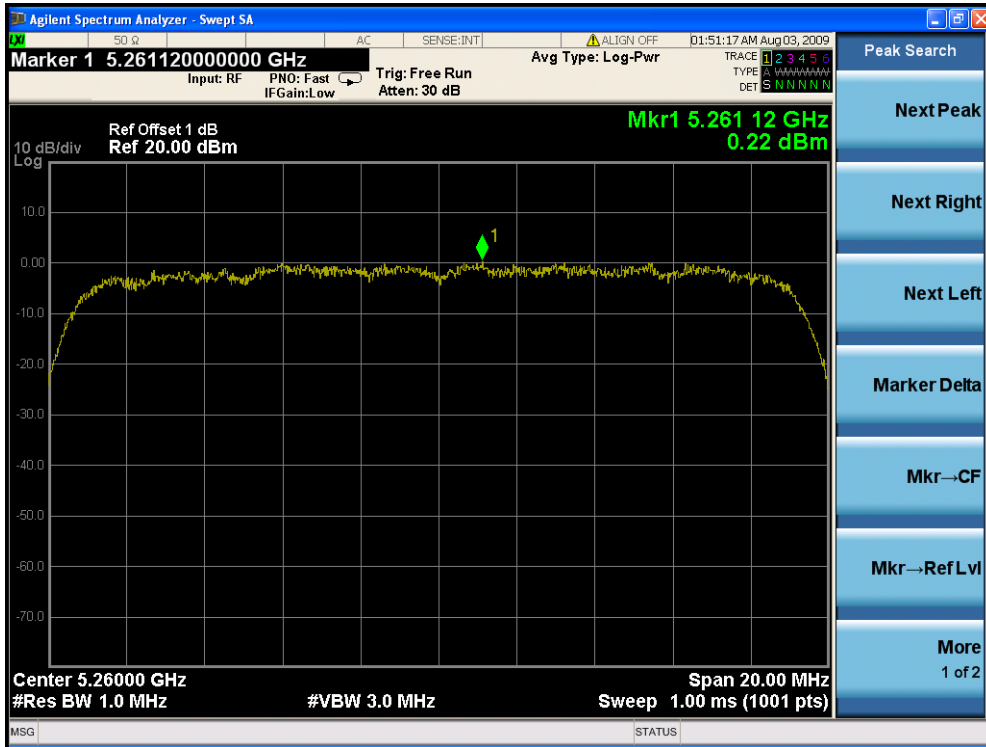


Channel 48 (5240MHz)

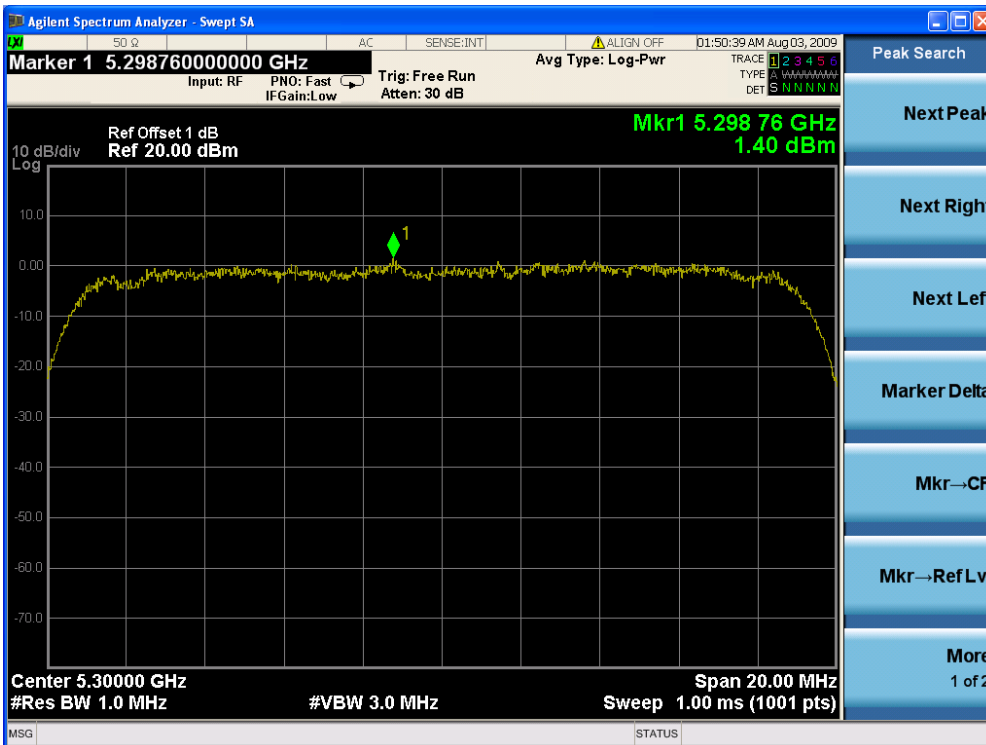




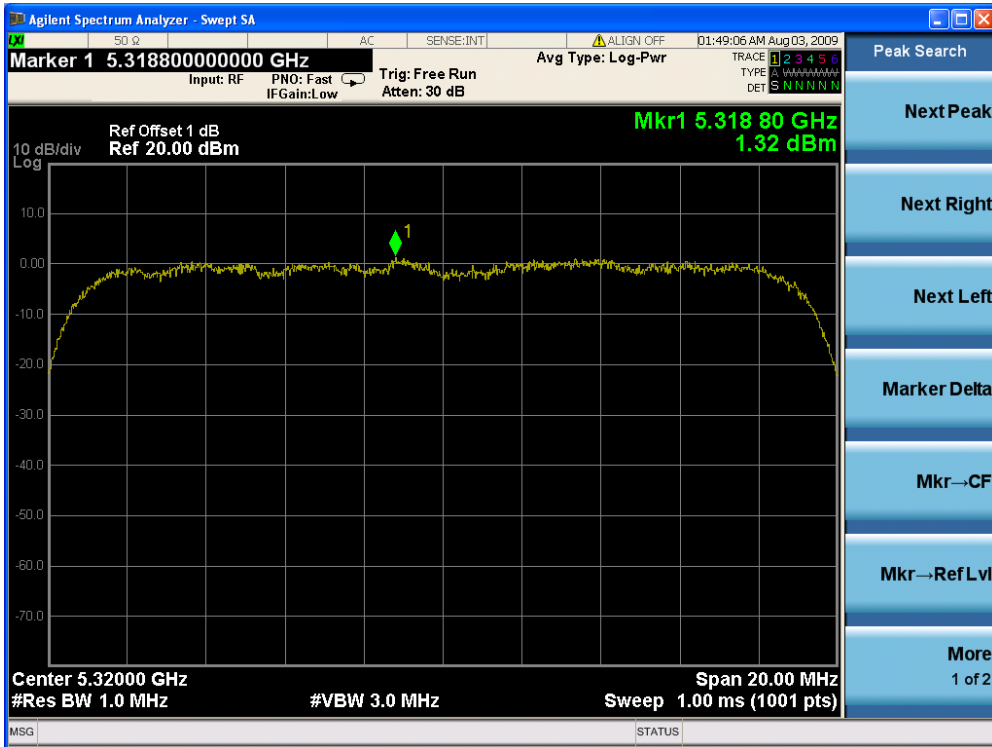
Channel 52 (5260MHz)



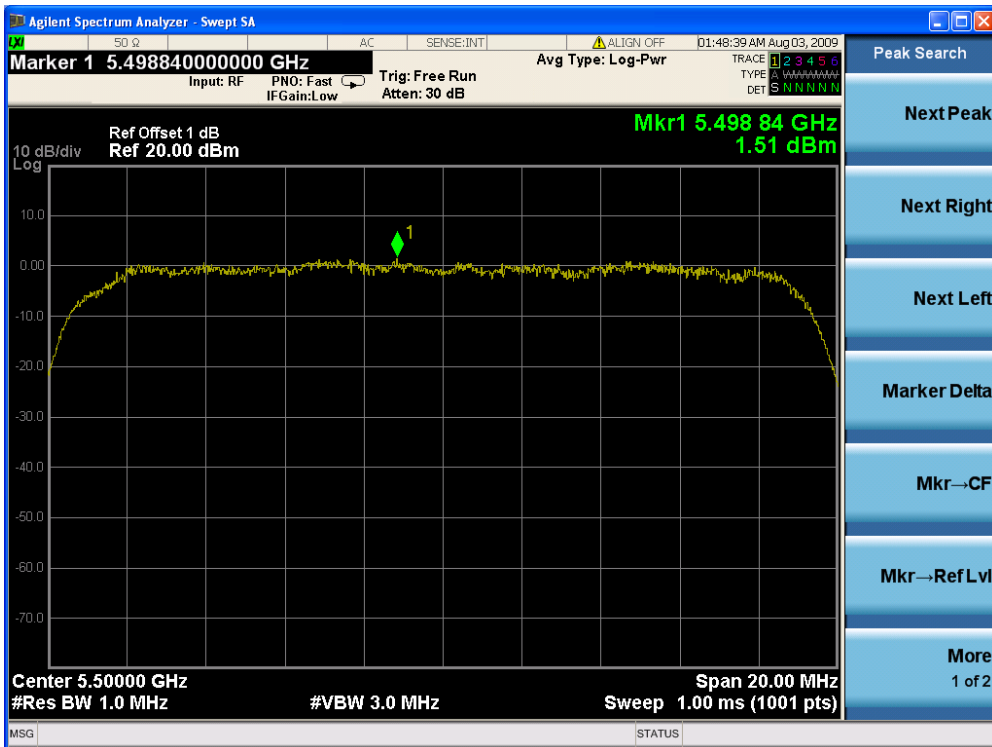
Channel 60 (5300MHz)



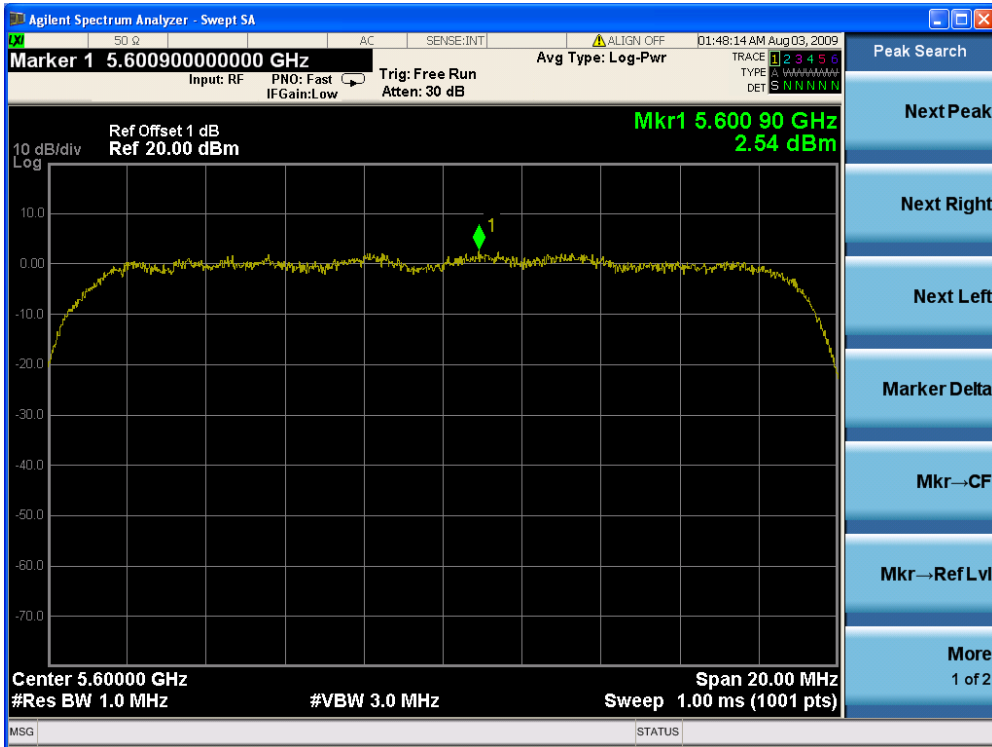
Channel 64 (5320MHz)



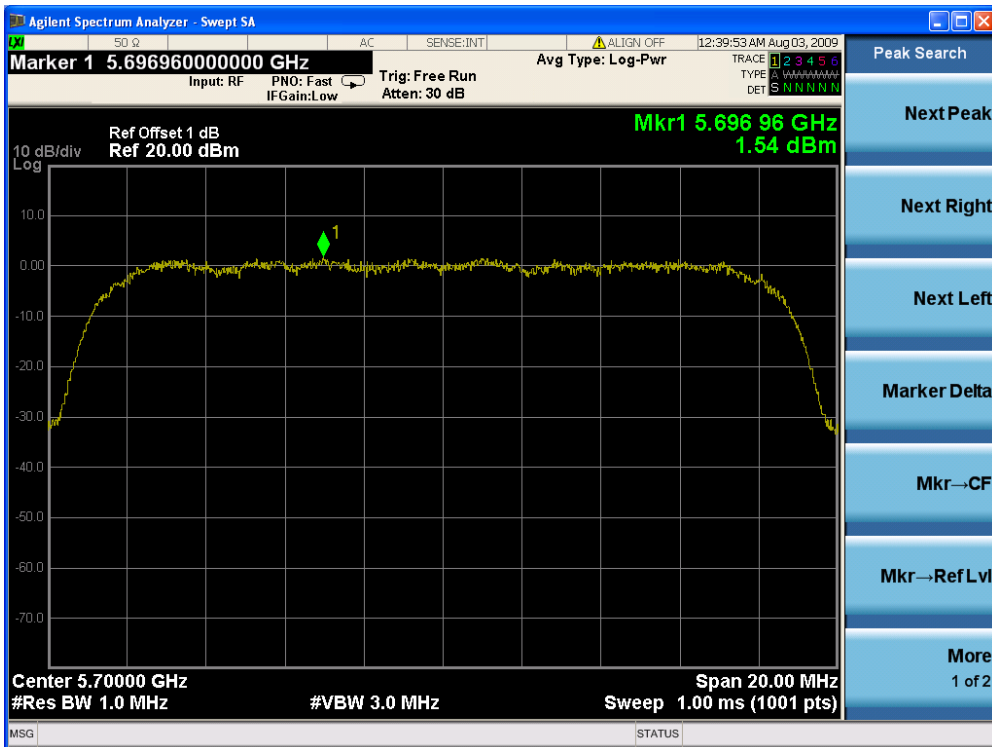
Channel 100 (5500MHz)



Channel 120 (5600MHz)



Channel 140 (5700MHz)

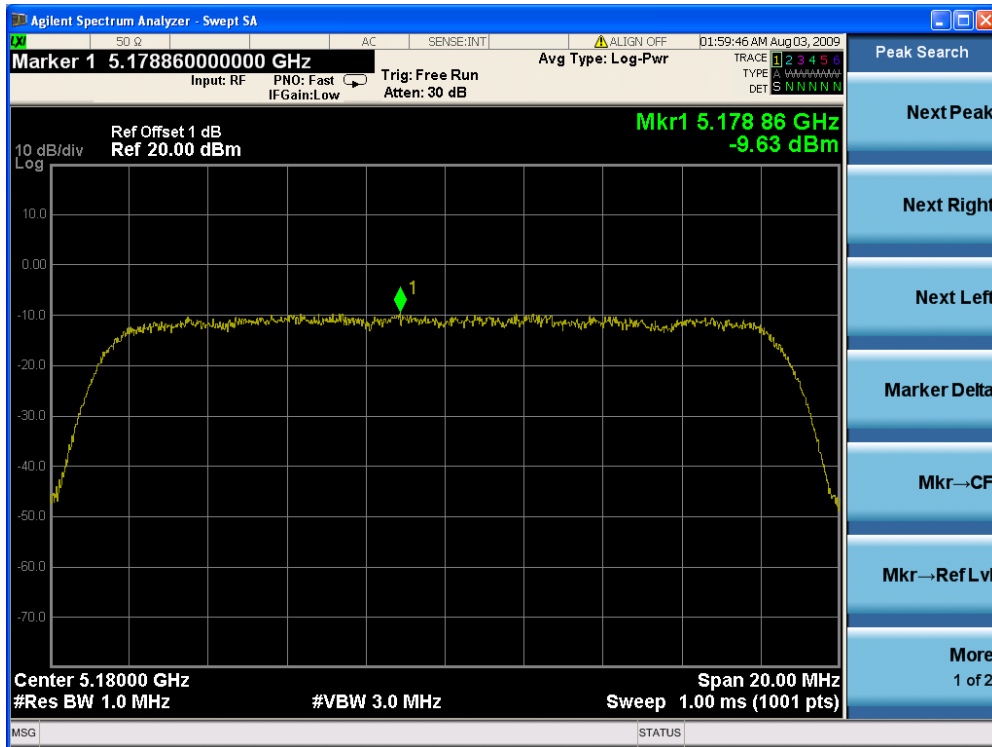


Product	: Wireless LAN Access Point
Test Item	: Peak Power Spectral Density
Test Site	: AC-6
Test Mode	: Mode 2: Transmit by 802.11n (20MHz Bandwidth) (Chain A+B)

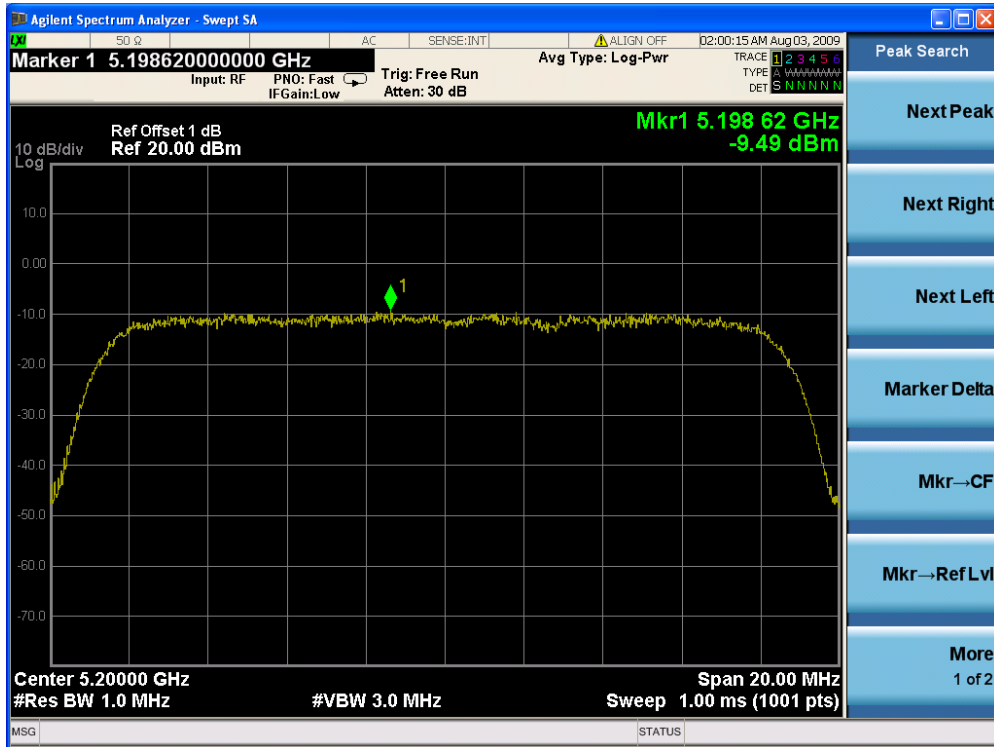
Channel No.	Frequency (MHz)	Measurement PPSD (dBm/MHz)			Total PPSD (dBm/MHz)	Limit (dBm/MHz)	Result
		Chain A	Chain B	Chain C			
36	5180	-9.63	-10.88	N/A	-7.20	4	Pass
40	5200	-9.49	-10.33	N/A	-6.88	4	Pass
48	5240	-9.12	-11.05	N/A	-6.97	4	Pass
52	5260	-1.77	-3.02	N/A	0.66	11	Pass
60	5300	-2.43	-2.89	N/A	0.36	11	Pass
64	5320	-1.89	-2.57	N/A	0.79	11	Pass
100	5500	-2.23	-4.44	N/A	-0.19	11	Pass
120	5600	-2.01	-3.49	N/A	0.32	11	Pass
140	5700	-2.18	-1.66	N/A	1.10	11	Pass

Note: the maximum EIRP spectrum density for 5150~5250MHz band is -1.78dBm.

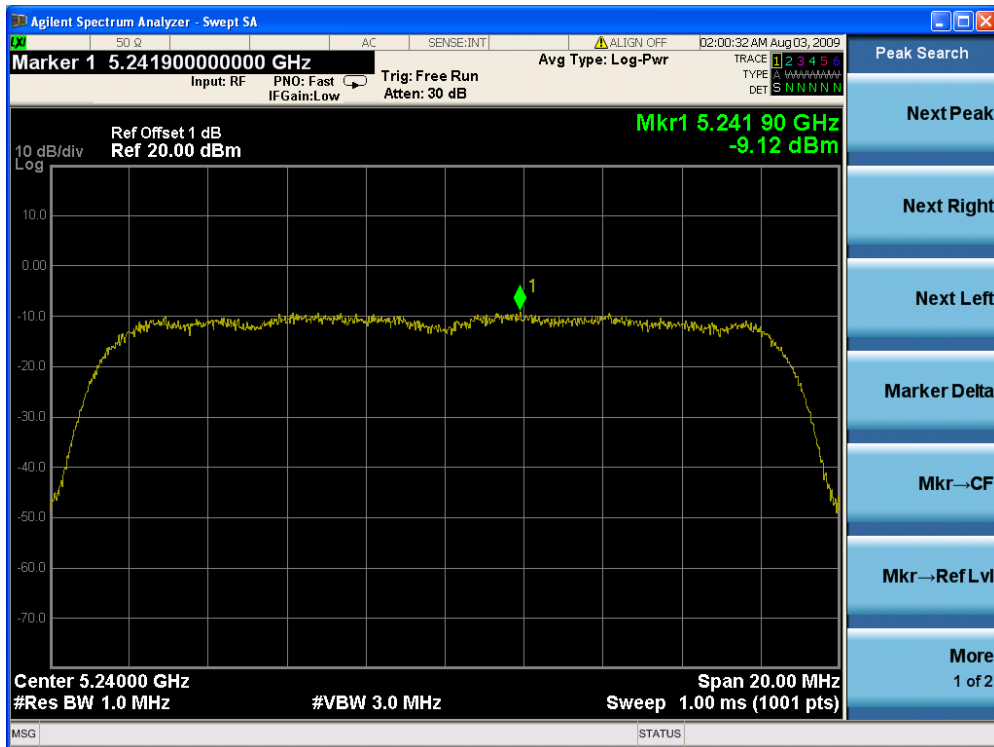
### Channel 36 (5180MHz) - Chain A



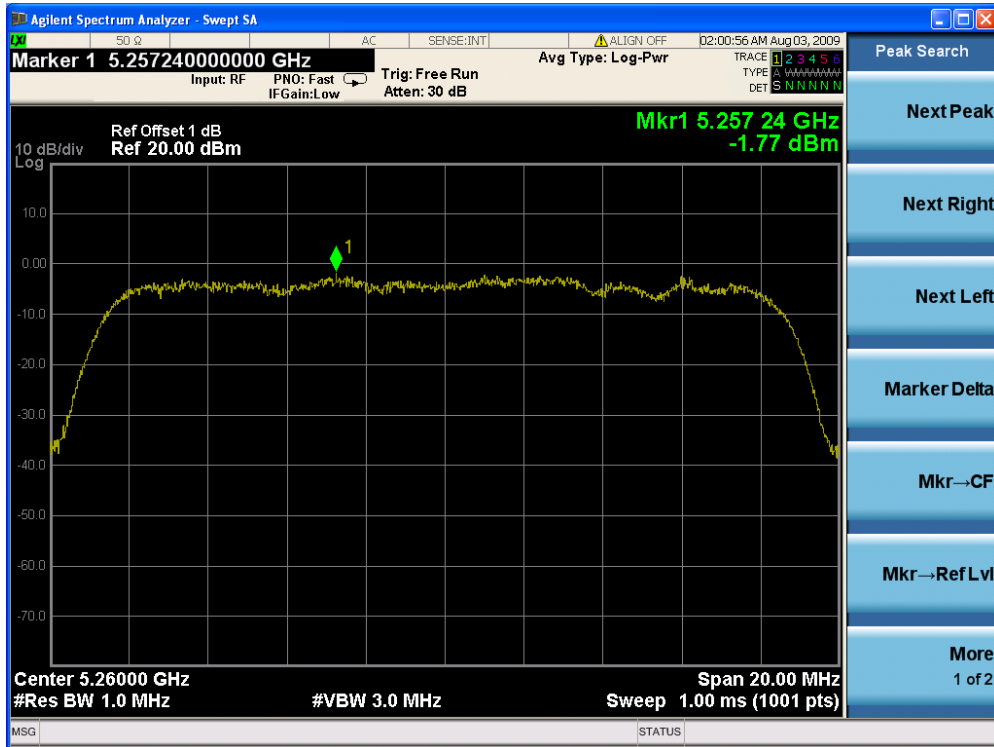
Channel 40 (5200MHz) - Chain A



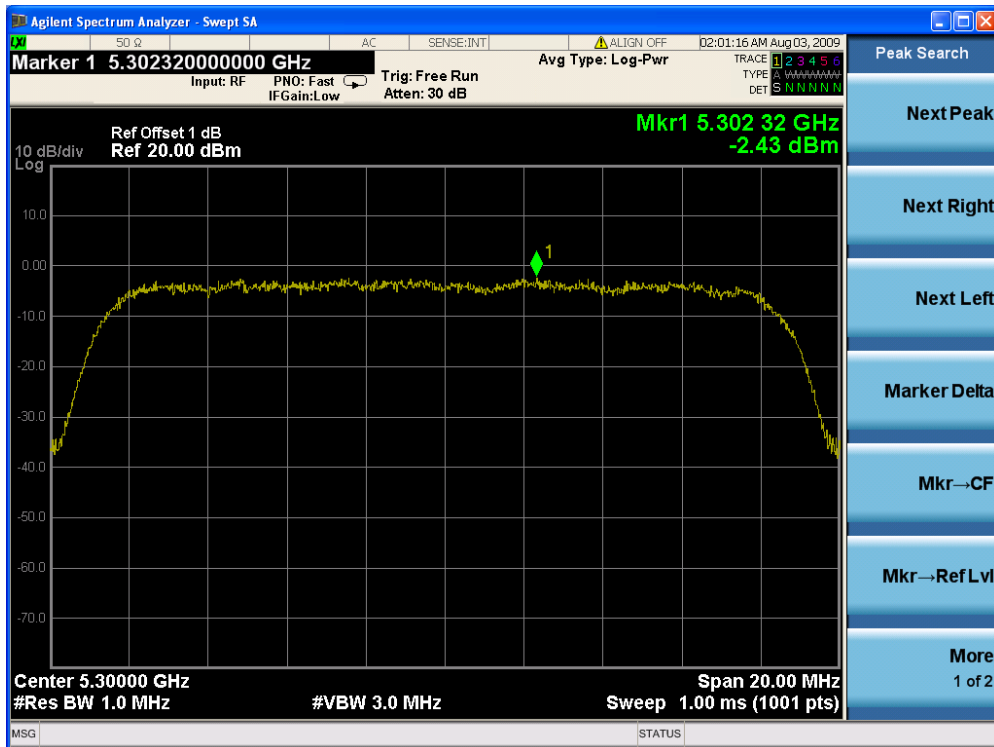
Channel 48 (5240MHz) - Chain A



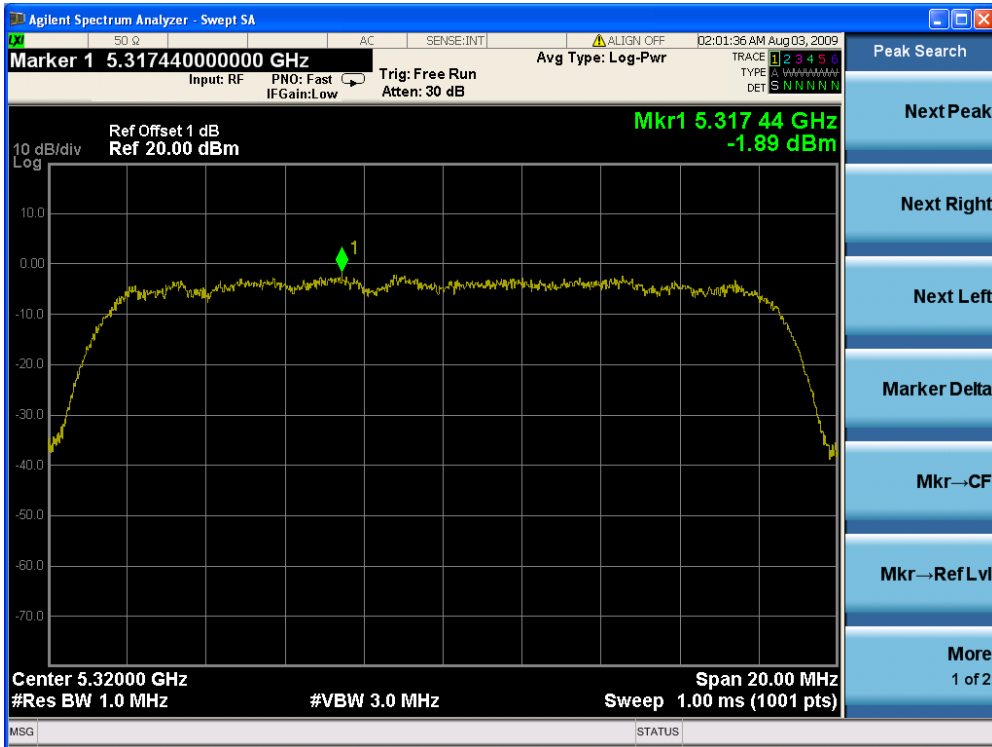
Channel 52 (5260MHz) - Chain A



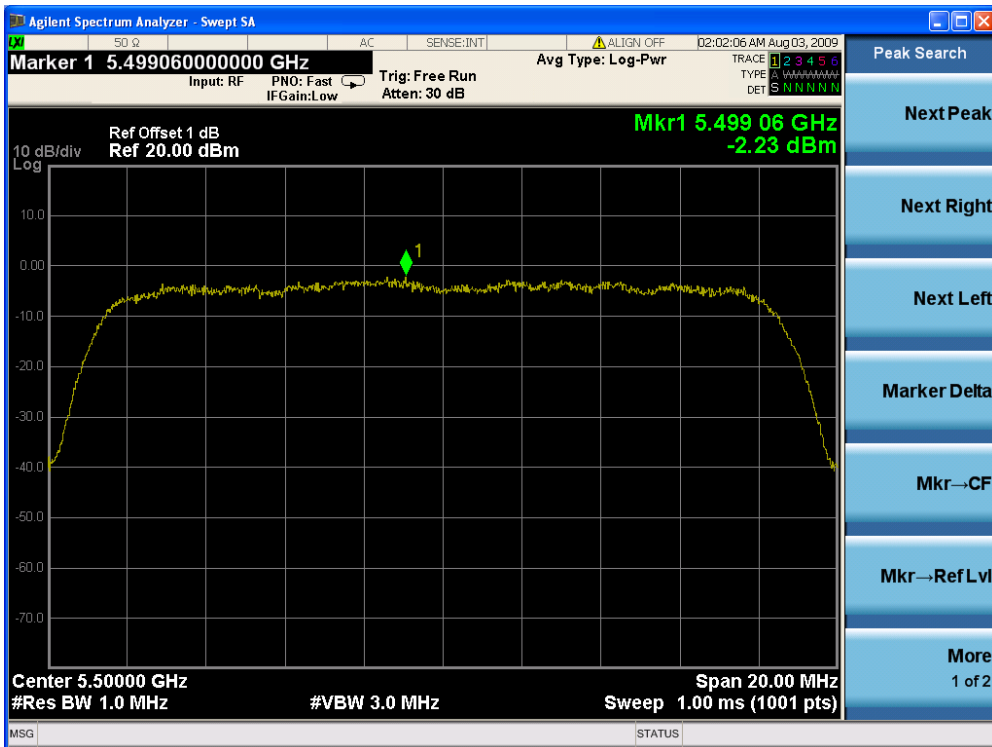
Channel 60 (5300MHz) - Chain A



Channel 64 (5320MHz) - Chain A



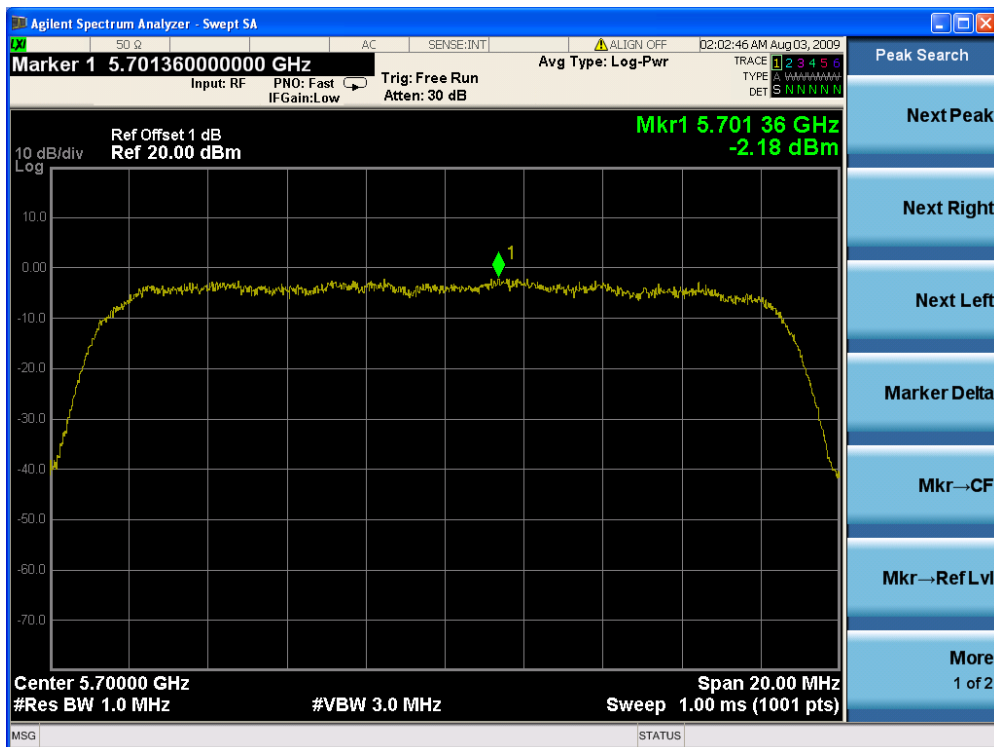
Channel 100 (5500MHz) - Chain A



Channel 120 (5600MHz) - Chain A

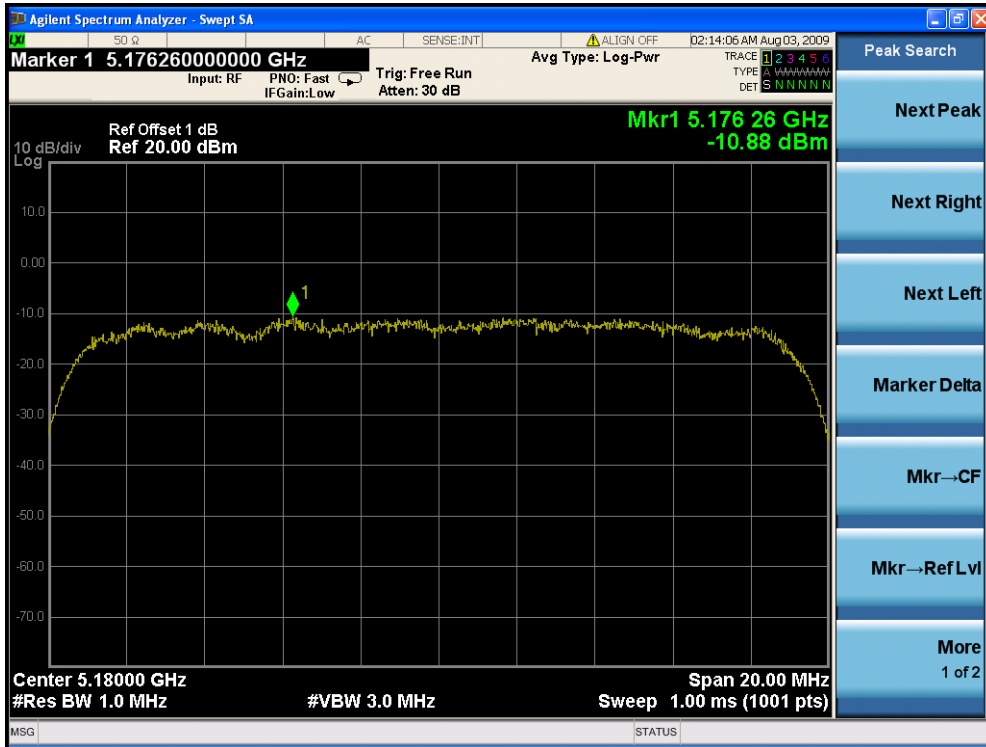


Channel 140 (5700MHz) - Chain A

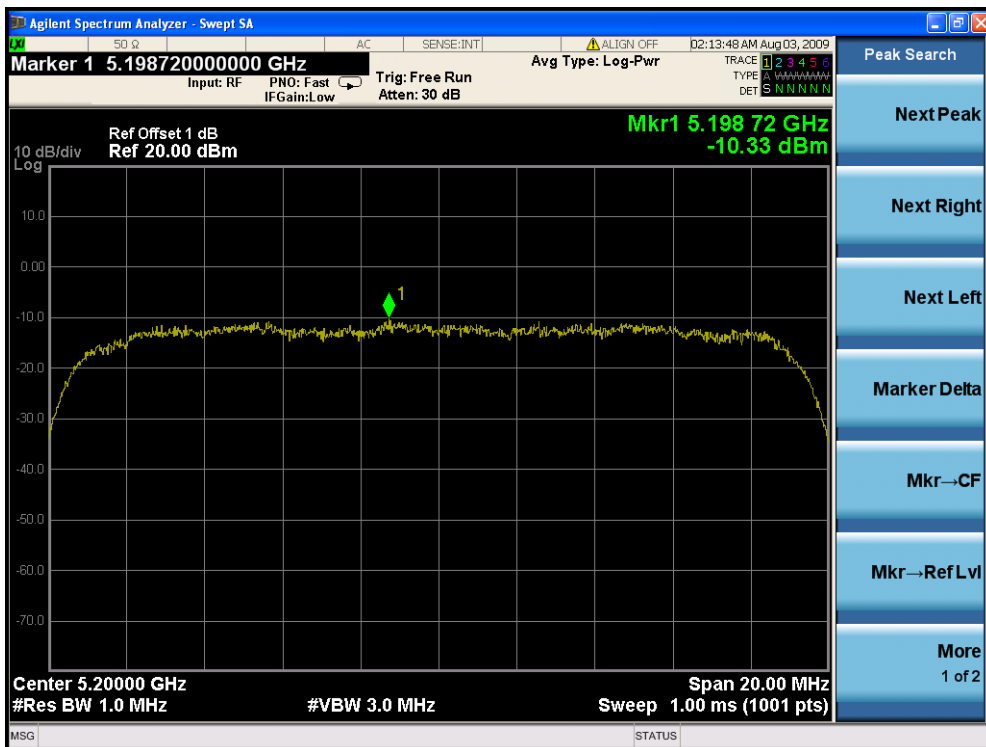




Channel 36 (5180MHz) - Chain B



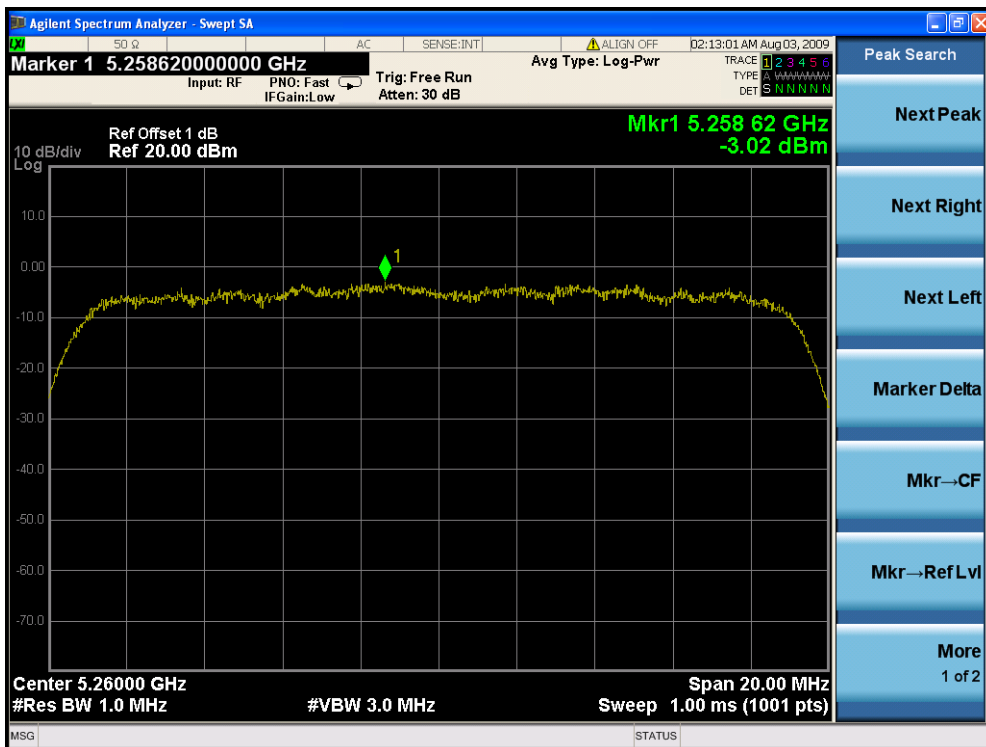
Channel 40 (5200MHz) - Chain B



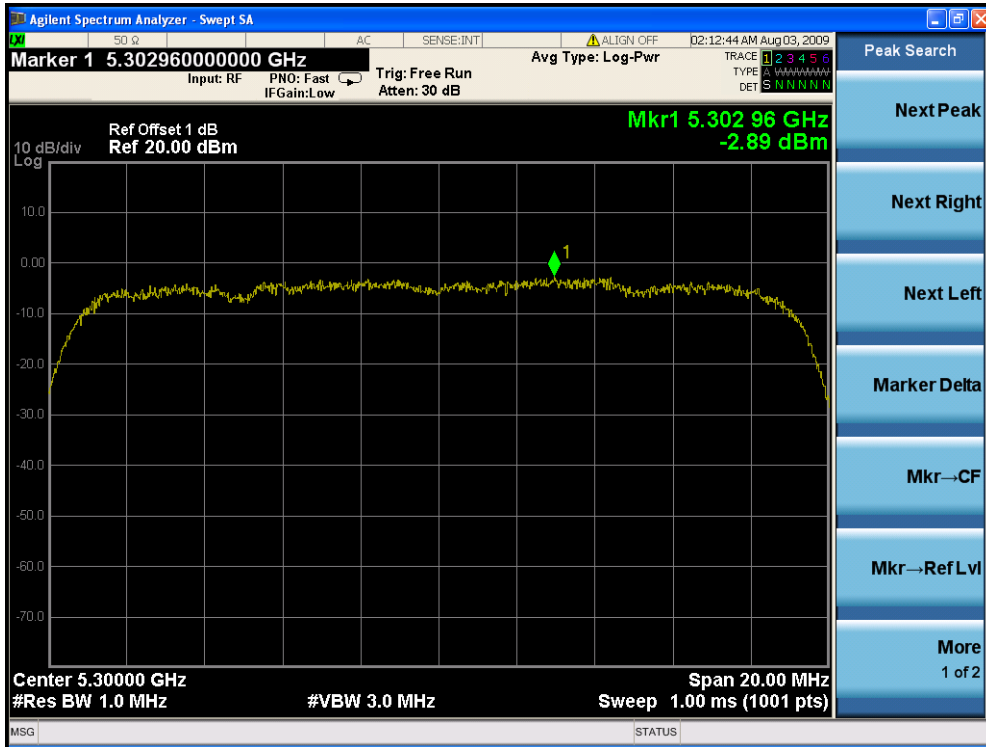
Channel 48 (5240MHz) - Chain B



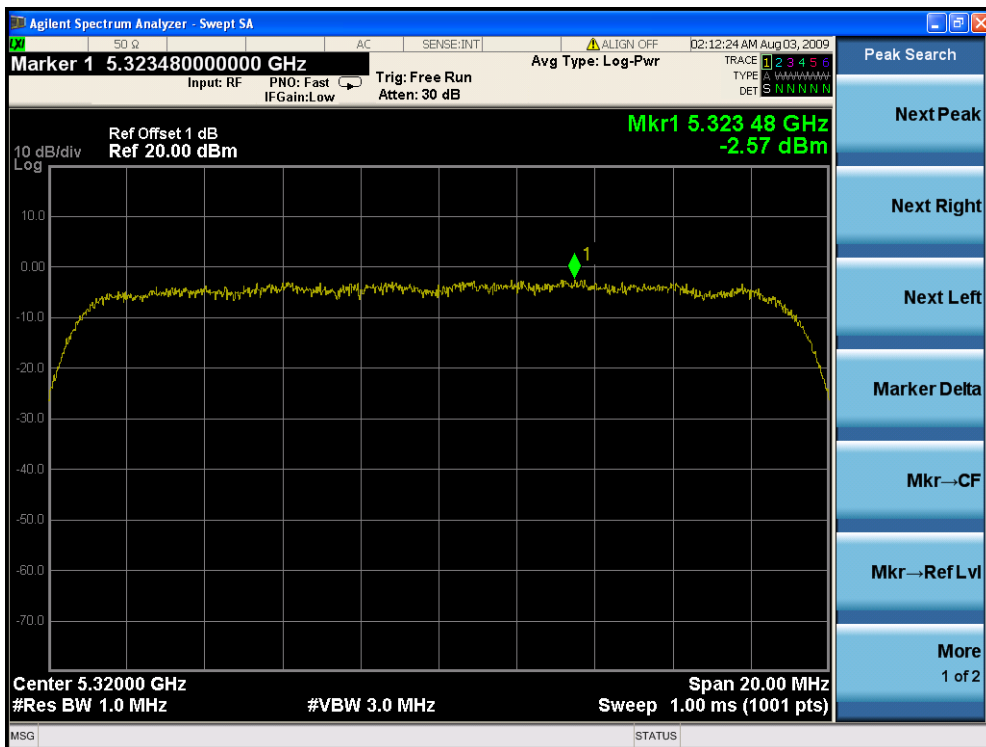
Channel 52 (5260MHz) - Chain B



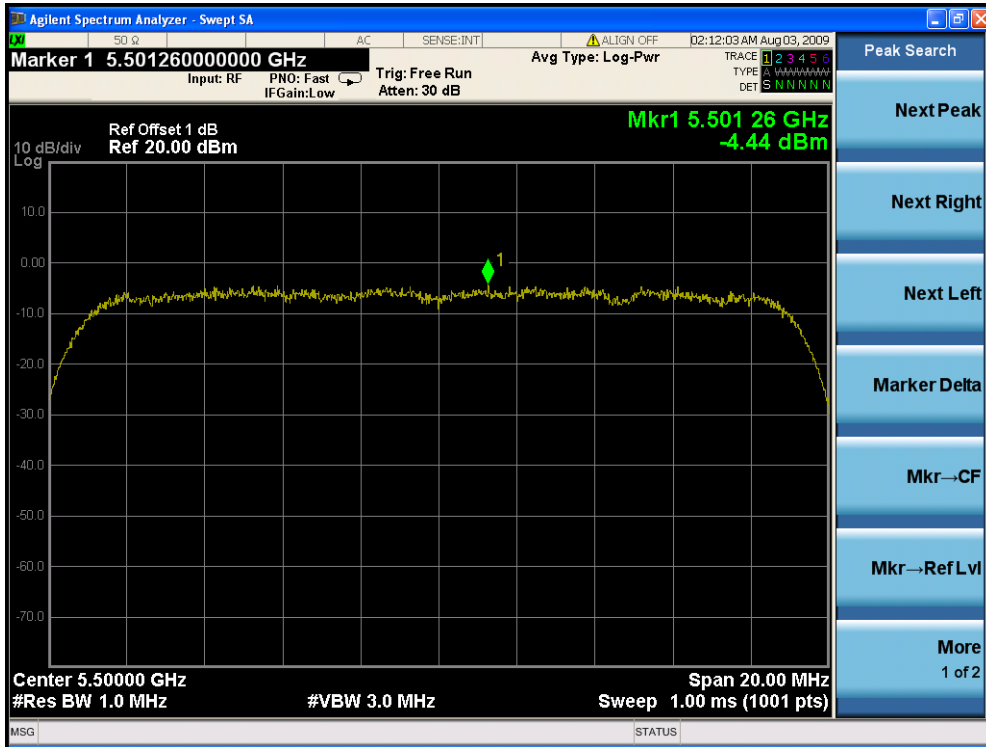
Channel 60 (5300MHz) - Chain B



Channel 64 (5320MHz) - Chain B



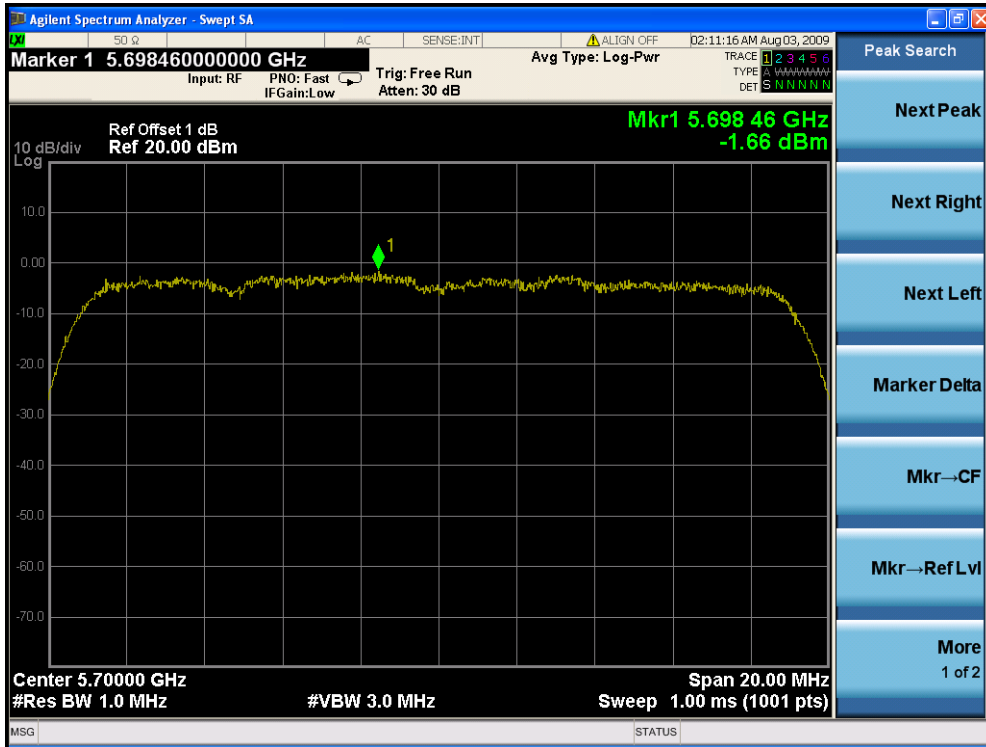
Channel 100 (5500MHz) - Chain B



Channel 120 (5600MHz) - Chain B



Channel 140 (5700MHz) - Chain B



Product	: Wireless LAN Access Point
Test Item	: Peak Power Spectral Density
Test Site	: AC-6
Test Mode	: Mode 2: Transmit by 802.11n (20MHz Bandwidth) (Chain A+C)

Channel No.	Frequency (MHz)	Measurement PPSD (dBm/MHz)			Total PPSD (dBm/MHz)	Limit (dBm/MHz)	Result
		Chain A	Chain B	Chain C			
36	5180	-11.63	N/A	-10.02	-7.74	4	Pass
40	5200	-9.90	N/A	-9.97	-6.92	4	Pass
48	5240	-9.53	N/A	-9.58	-6.54	4	Pass
52	5260	-2.04	N/A	-2.93	0.55	11	Pass
60	5300	-2.41	N/A	-2.27	0.67	11	Pass
64	5320	-2.81	N/A	-2.64	0.29	11	Pass
100	5500	-2.53	N/A	-2.73	0.38	11	Pass
120	5600	-2.41	N/A	-2.48	0.57	11	Pass
140	5700	-2.34	N/A	-2.96	0.37	11	Pass

Note: the maximum EIRP spectrum density for 5150~5250MHz band is -1.44dBm.

**Channel 36 (5180MHz) - Chain A**

