

Appendix B. Test Photos

1. Photographs of Conducted Emissions Test Configuration

Ant. 4

FRONT VIEW



REAR VIEW




SIDE VIEW




2. Photographs of Radiated Emissions Test Configuration

Below 30MHz

FRONT VIEW



REAR VIEW




Ant. 1 for Test Configuration: 9KHz~1GHz

FRONT VIEW



REAR VIEW



Ant. 1 for Test Configuration: above 1GHz

FRONT VIEW



REAR VIEW




Ant. 3 for Test Configuration: 9KHz~1GHz

FRONT VIEW



REAR VIEW




Ant. 3 for Test Configuration: above 1GHz

FRONT VIEW



REAR VIEW



Ant. 4 for Test Configuration: 9KHz~1GHz

FRONT VIEW



REAR VIEW



Ant. 4 for Test Configuration: above 1GHz

FRONT VIEW



REAR VIEW

